LSC Area Percent Report

Data Path : Z:\SVOASRV\HPCHEM1\BNA G\DATA\BG072418\
Data File : BG035845.D
Acq On : 24 Jul 2018 13:20
Operator : JU/SJ
Sample : J4090-01
Misc :
ALS Vial : 7 Sample Multiplier: 1

Instrument :
BNA_G
ClientSampleId :
FK-PS-01-034

Integration Parameters: rteint.p
Integrator: RTE
Smoothing : ON Filtering: 5
Sampling : 1 Min Area: 3 % of largest Peak
Start Thrs: 0.2 Max Peaks: 100
Stop Thrs : 0 Peak Location: TOP

If leading or trailing edge < 100 prefer < Baseline drop else tangent >
Peak separation: 5

Method : Z:\SVOASRV\HPCHEM1\BNA_G\METHODS\8270-BG071218.M
Title : ASP BNA STANDARDS FOR 5 POINT CALIBRATION

Signal : TIC

peak #	R.T. min	first scan	max scan	last scan	PK TY	peak height	corr. area	corr. % max.	% of total
1	5.136	307	314	323	rBV	67121	111864	3.94%	0.730%
2	5.606	386	394	408	rBV	544232	936119	32.97%	6.109%
3	7.198	656	665	681	rBV	571362	1074040	37.83%	7.010%
4	7.562	720	727	735	rBV	566303	984033	34.66%	6.422%
5	8.026	798	806	814	rBV	154828	263410	9.28%	1.719%
6	8.349	853	861	870	rVB	426495	736886	25.95%	4.809%
7	9.189	996	1004	1018	rBV	321359	616187	21.70%	4.021%
8	10.828	1276	1283	1292	rBV	180670	340784	12.00%	2.224%
9	13.272	1690	1699	1714	rBV	954372	1533387	54.01%	10.007%
10	13.542	1739	1745	1752	rBV2	24794	41801	1.47%	0.273%
11	14.106	1834	1841	1850	rBV	42859	80157	2.82%	0.523%
12	14.652	1926	1934	1943	rBV2	344171	577784	20.35%	3.771%
13	15.457	2068	2071	2080	rVB3	13148	28824	1.02%	0.188%
14	16.138	2179	2187	2203	rBV	898239	1430784	50.39%	9.338%
15	17.395	2394	2401	2410	rBV2	521332	838220	29.52%	5.471%
16	18.277	2545	2551	2557	rBV2	43921	69233	2.44%	0.452%
17	19.663	2779	2787	2796	rVB7	25017	90518	3.19%	0.591%
18	19.998	2838	2844	2851	rBV	2134120	2839324	100.00%	18.530%
19	21.296	3058	3065	3075	rVB3	79717	172464	6.07%	1.126%
20	21.654	3119	3126	3136	rBV2	594465	991443	34.92%	6.471%
21	21.837	3153	3157	3161	rVB2	38565	47326	1.67%	0.309%
22	22.436	3255	3259	3265	rBV	91892	144874	5.10%	0.946%
23	22.976	3344	3351	3354	rBV8	19084	45226	1.59%	0.295%
24	23.123	3370	3376	3381	rBV2	40252	76215	2.68%	0.497%
25	23.922	3506	3512	3522	rVB3	72612	153532	5.41%	1.002%
26	24.850	3660	3670	3681	rBV2	325763	948328	33.40%	6.189%
27	25.978	3854	3862	3868	rBV8	22592	59566	2.10%	0.389%
28	30.096	4553	4563	4567	rBV8	28187	90123	3.17%	0.588%

Sum of corrected areas: 15322452

LSC Report - Integrated Chromatogram

Data Path : Z:\SVOASRV\HPCHEM1\BNA G\DATA\BG072418\
Data File : BG035845.D
Acq On : 24 Jul 2018 13:20
Operator : JU/SJ
Sample : J4090-01
Misc :
ALS Vial : 7 Sample Multiplier: 1

Instrument :
BNA_G
ClientSampleId :
FK-PS-01-034

Quant Method : Z:\SVOASRV\HPCHEM1\BNA_G\METHODS\8270-BG071218.M
Quant Title : ASP BNA STANDARDS FOR 5 POINT CALIBRATION

TIC Library : C:\Database\NIST11.L
TIC Integration Parameters: LSCINT.P

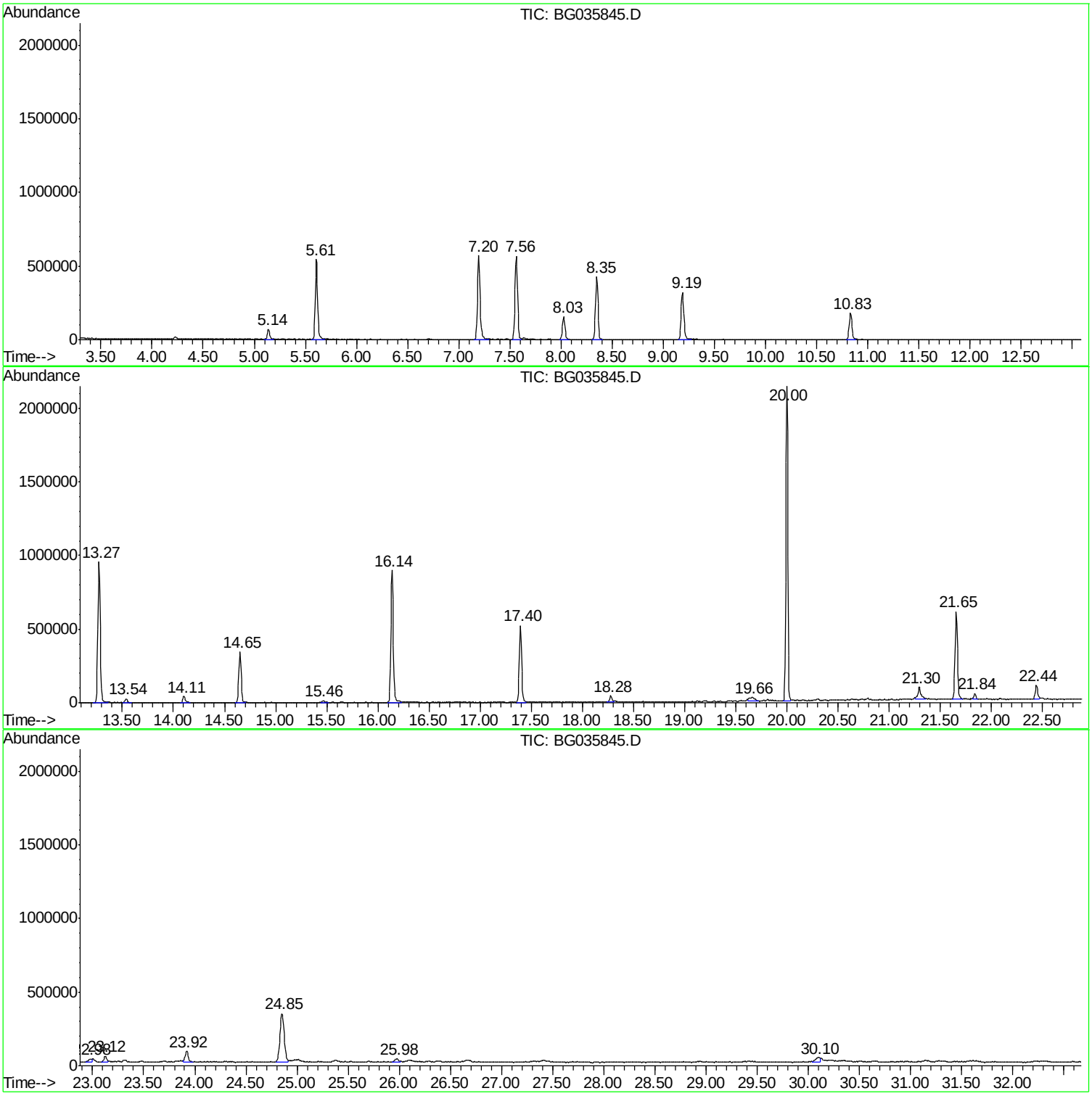

Library Search Compound Report

Data Path : Z:\SVOASRV\HPCHEM1\BNA G\DATA\BG072418\
Data File : BG035845.D
Acq On : 24 Jul 2018 13:20
Operator : JU/SJ
Sample : J4090-01
Misc :
ALS Vial : 7 Sample Multiplier: 1

Instrument :
BNA_G
ClientSampleId :
FK-PS-01-034

Quant Method : Z:\SVOASRV\HPCHEM1\BNA_G\METHODS\8270-BG071218.M
Quant Title : ASP BNA STANDARDS FOR 5 POINT CALIBRATION

TIC Library : C:\Database\NIST11.L
TIC Integration Parameters: LSCINT.P

****

Peak Number 1 2-Pentanone, 4-hydroxy-4-me... Concentration Rank 3

R.T.	EstConc	Area	Relative to ISTD	R.T.
5.14	8.49 ng	111864	1,4-Dichlorobenzene-d4	8.03

Hit# of 5	Tentative ID	MW	MolForm	CAS#	Qual
1	2-Pentanone, 4-hydroxy-4-methyl-	116	C6H12O2	000123-42-2	72
2	n-Propyl t-butyl ether	116	C7H16O	1000334-81-9	36
3	Hydrazine, 1,1-bis(1-methylethyl)-	116	C6H16N2	000921-14-2	36
4	Tetraglyme	222	C10H22O5	000143-24-8	33
5	3-Heptanol, 4-methyl-	130	C8H18O	014979-39-6	33

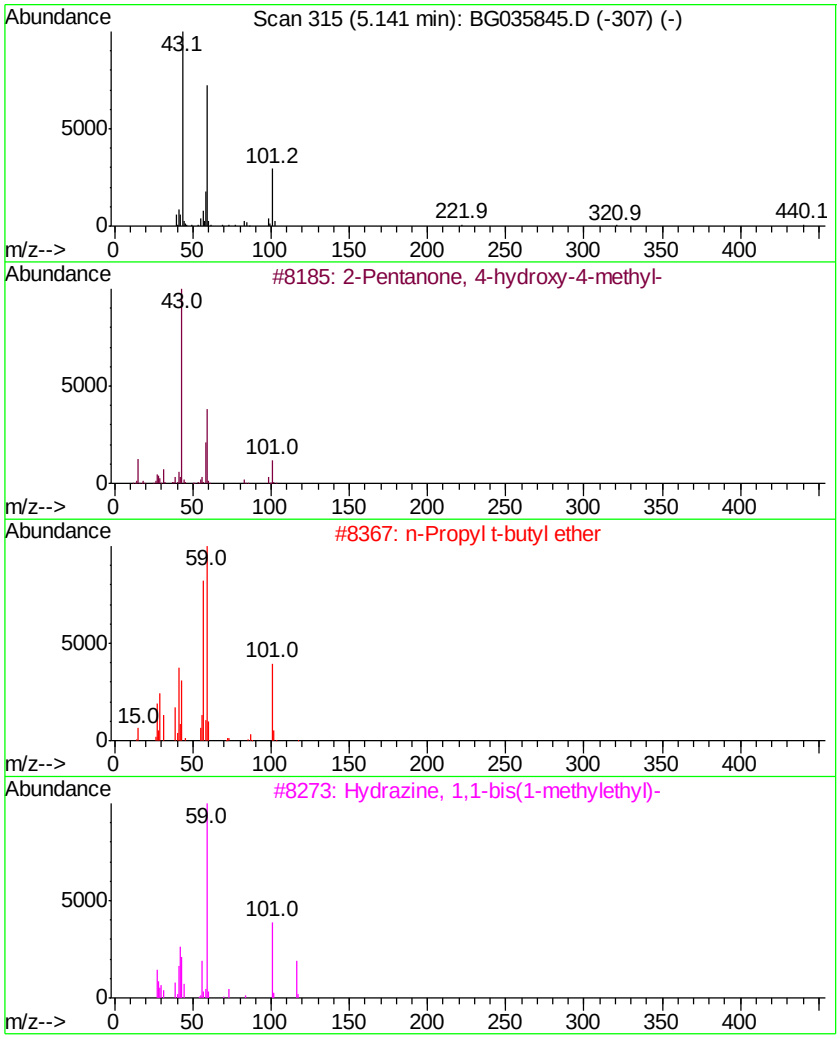

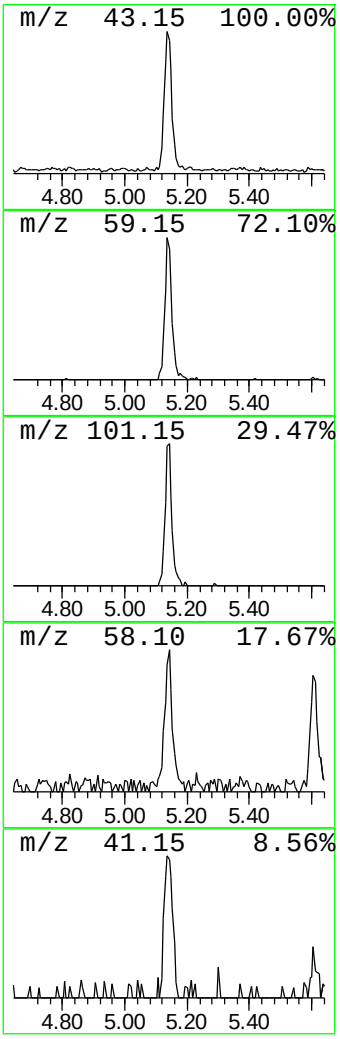

Library Search Compound Report

Data Path : Z:\SVOASRV\HPCHEM1\BNA G\DATA\BG072418\
Data File : BG035845.D
Acq On : 24 Jul 2018 13:20
Operator : JU/SJ
Sample : J4090-01
Misc :
ALS Vial : 7 Sample Multiplier: 1

Instrument :
BNA_G
ClientSampleId :
FK-PS-01-034

Quant Method : Z:\SVOASRV\HPCHEM1\BNA_G\METHODS\8270-BG071218.M
Quant Title : ASP BNA STANDARDS FOR 5 POINT CALIBRATION

TIC Library : C:\Database\NIST11.L
TIC Integration Parameters: LSCINT.P

****

Peak Number 2 unknown7.56 Concentration Rank 1

R.T.	EstConc	Area	Relative to ISTD	R.T.
7.56	74.71 ng	984033	1,4-Dichlorobenzene-d4	8.03

Hit# of 5	Tentative ID	MW	MolForm	CAS#	Qual
1	3-Chloro-6-fluoro-pyrazine	132	C4H2ClFN2	1000146-10-7	27
2	1H-Benzimidazole, 2-methyl-	132	C8H8N2	000615-15-6	22
3	5-Fluoro-2-chloropyrimidine	132	C4H2ClFN2	062802-42-0	12
4	Tranylcypromine-propionyl	189	C12H15NO	1000123-86-3	10
5	Cyclopropanamine, 1-phenyl-	133	C9H11N	1000351-26-2	10

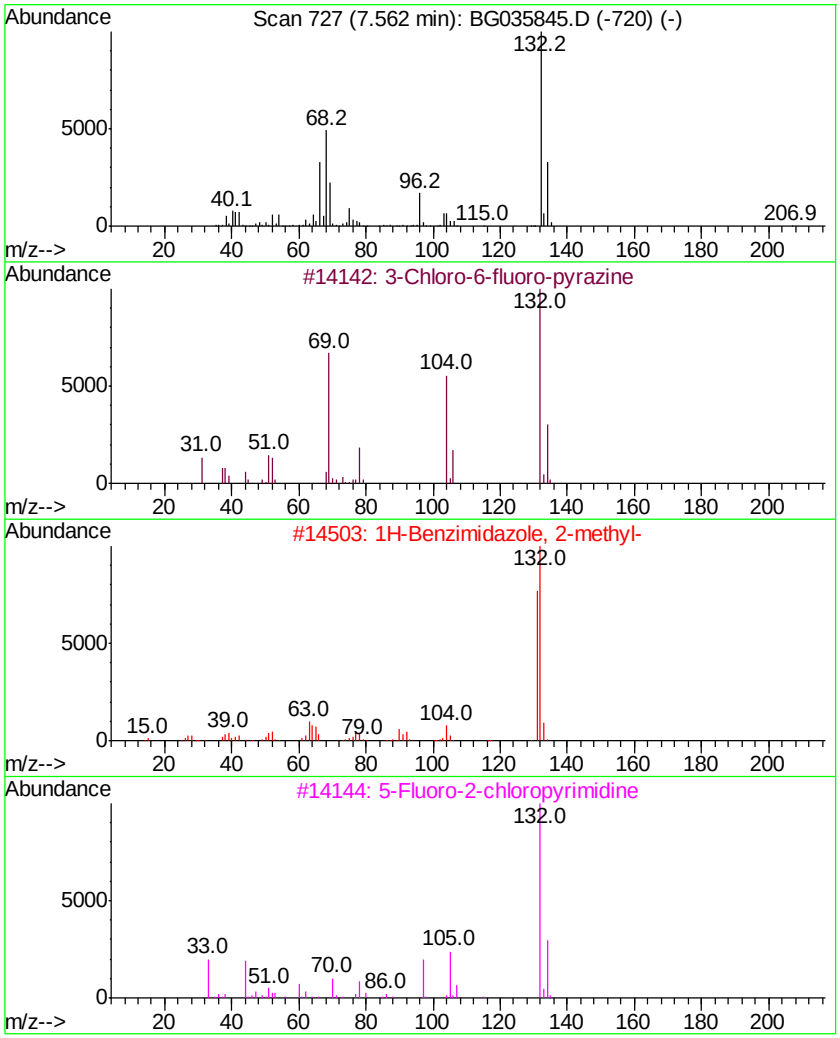

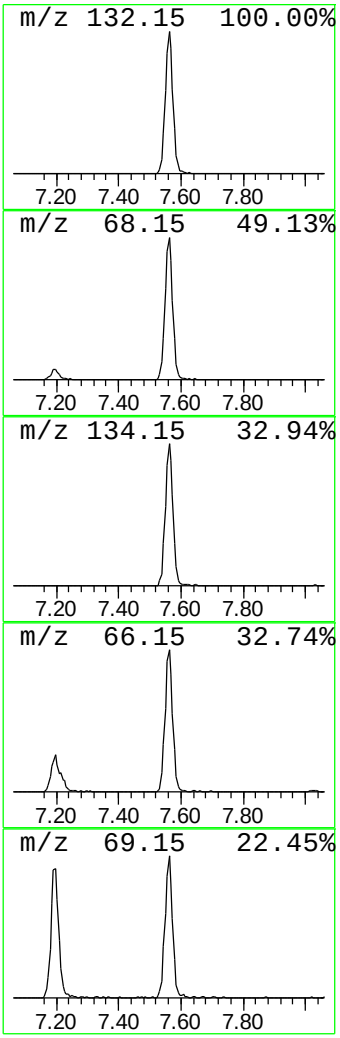

Library Search Compound Report

Data Path : Z:\SVOASRV\HPCHEM1\BNA G\DATA\BG072418\
Data File : BG035845.D
Acq On : 24 Jul 2018 13:20
Operator : JU/SJ
Sample : J4090-01
Misc :
ALS Vial : 7 Sample Multiplier: 1

Instrument :
BNA_G
ClientSampleId :
FK-PS-01-034

Quant Method : Z:\SVOASRV\HPCHEM1\BNA_G\METHODS\8270-BG071218.M
Quant Title : ASP BNA STANDARDS FOR 5 POINT CALIBRATION

TIC Library : C:\Database\NIST11.L
TIC Integration Parameters: LSCINT.P

****

Peak Number 4 Sulfurous acid, butyl hepta... Concentration Rank 4

R.T.	EstConc	Area	Relative to ISTD	R.T.
21.30	3.48 ng	172464	Chrysene-d12	21.65

Hit# of 5	Tentative ID	MW	MolForm	CAS#	Qual
1	Sulfurous acid, butyl heptadecyl...	376	C21H44O3S	1000309-18-4	90
2	Sulfurous acid, pentadecyl 2-pro...	334	C18H38O3S	1000309-12-6	90
3	Pentatriacontane	493	C35H72	000630-07-9	90
4	Eicosane	282	C20H42	000112-95-8	89
5	Hexacosane	366	C26H54	000630-01-3	80

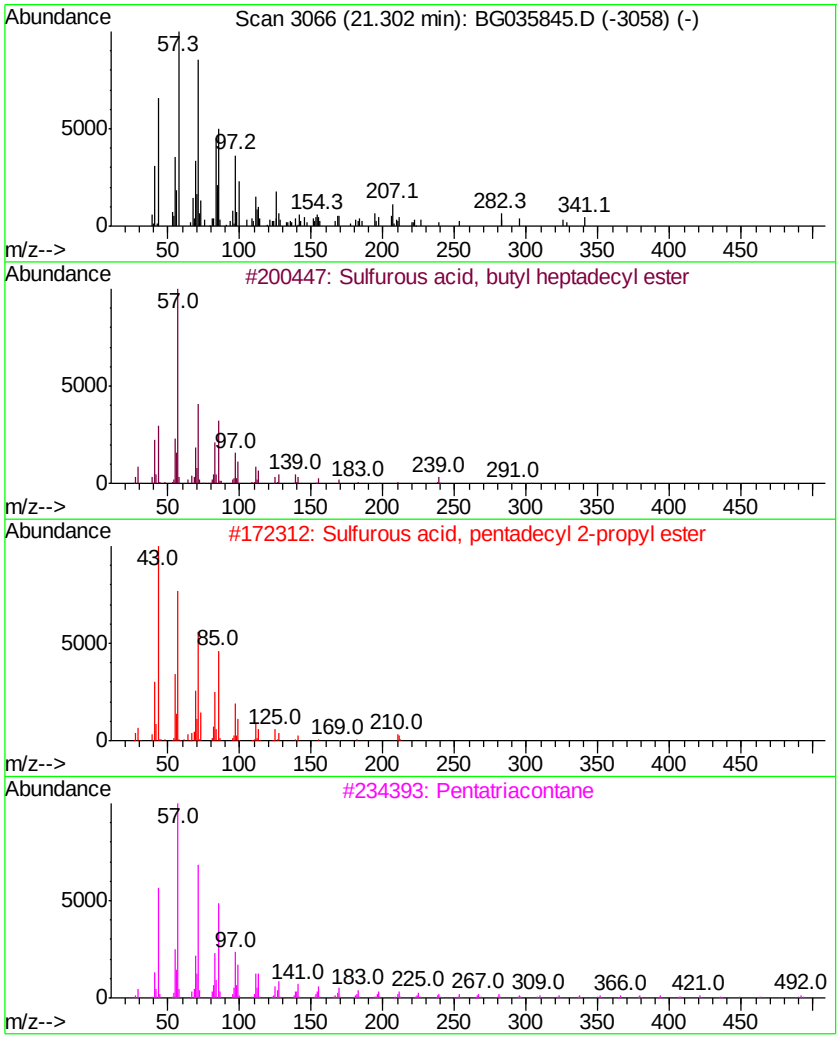

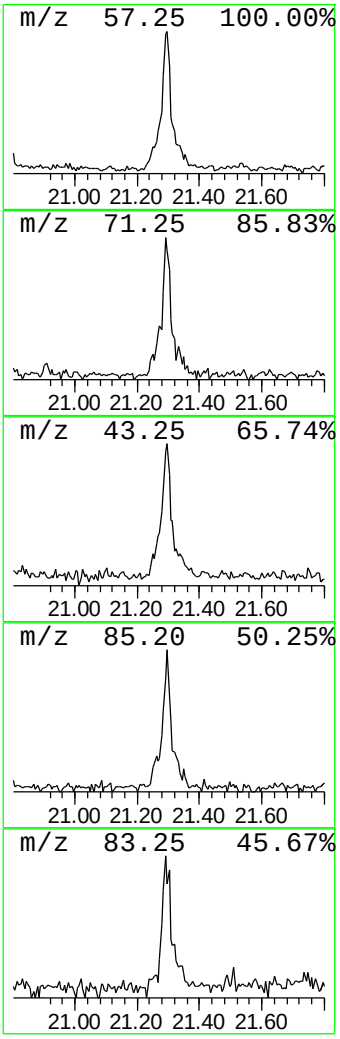

Library Search Compound Report

Data Path : Z:\SVOASRV\HPCHEM1\BNA G\DATA\BG072418\
Data File : BG035845.D
Acq On : 24 Jul 2018 13:20
Operator : JU/SJ
Sample : J4090-01
Misc :
ALS Vial : 7 Sample Multiplier: 1

Instrument :
BNA_G
ClientSampleId :
FK-PS-01-034

Quant Method : Z:\SVOASRV\HPCHEM1\BNA_G\METHODS\8270-BG071218.M
Quant Title : ASP BNA STANDARDS FOR 5 POINT CALIBRATION

TIC Library : C:\Database\NIST11.L
TIC Integration Parameters: LSCINT.P

****

Peak Number 5 Hexacosane Concentration Rank 6

R.T.	EstConc	Area	Relative to ISTD	R.T.
22.44	2.92 ng	144874	Chrysene-d12	21.65

Hit# of 5	Tentative ID	MW	MolForm	CAS#	Qual
1	Hexacosane	366	C26H54	000630-01-3	90
2	Dodecane, 2-methyl-	184	C13H28	001560-97-0	90
3	Heneicosane	296	C21H44	000629-94-7	87
4	Tridecane	184	C13H28	000629-50-5	83
5	Octacosane	394	C28H58	000630-02-4	83

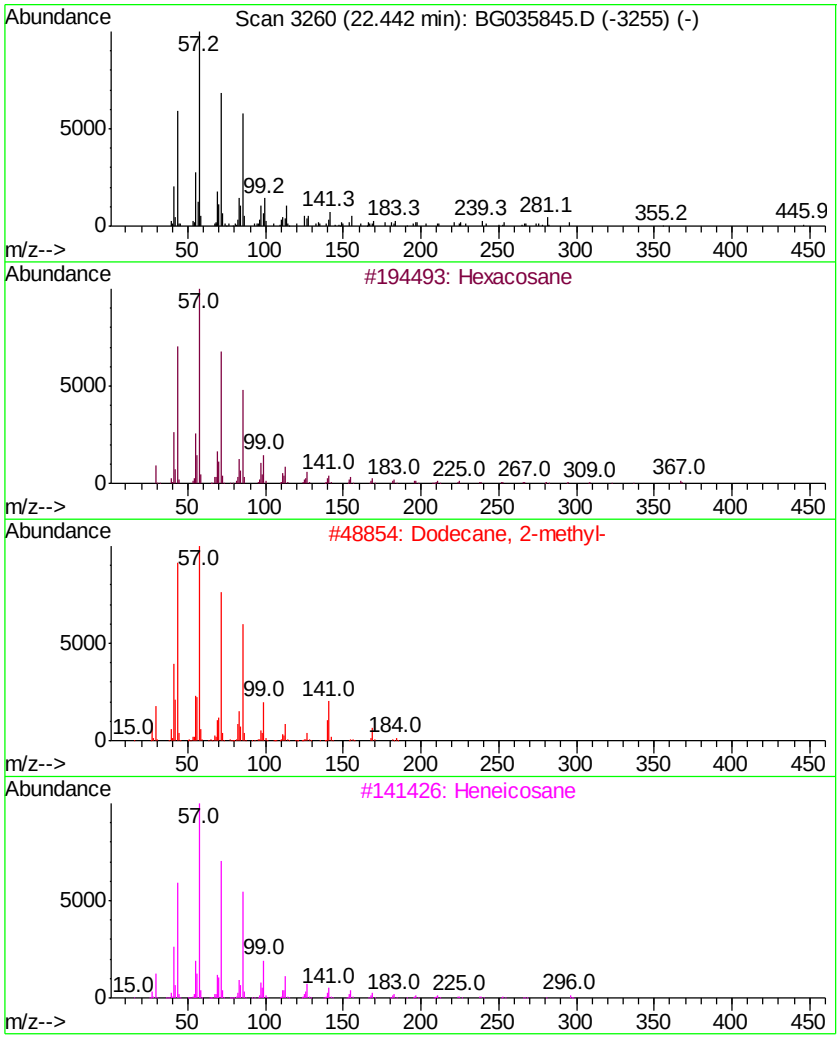

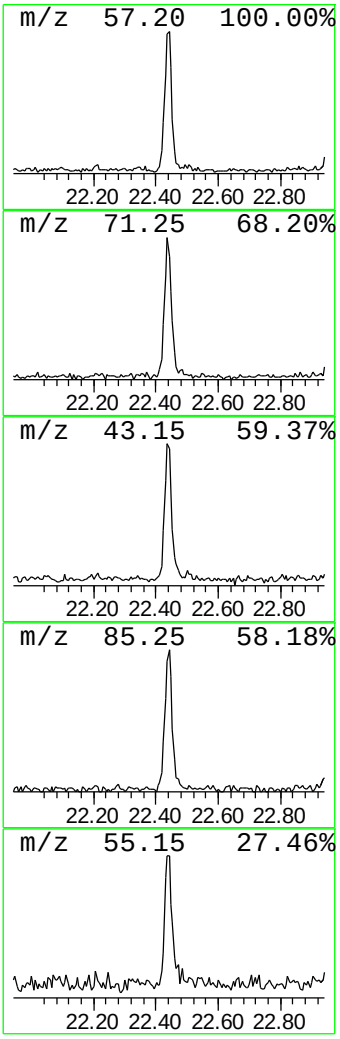

Library Search Compound Report

Data Path : Z:\SVOASRV\HPCHEM1\BNA G\DATA\BG072418\
Data File : BG035845.D
Acq On : 24 Jul 2018 13:20
Operator : JU/SJ
Sample : J4090-01
Misc :
ALS Vial : 7 Sample Multiplier: 1

Instrument :
BNA_G
ClientSampleId :
FK-PS-01-034

Quant Method : Z:\SVOASRV\HPCHEM1\BNA_G\METHODS\8270-BG071218.M
Quant Title : ASP BNA STANDARDS FOR 5 POINT CALIBRATION

TIC Library : C:\Database\NIST11.L
TIC Integration Parameters: LSCINT.P

****

Peak Number 6 Nonadecane Concentration Rank 5

R.T.	EstConc	Area	Relative to ISTD	R.T.
23.92	3.24 ng	153532	Perylene-d12	24.85

Hit# of 5	Tentative ID	MW	MolForm	CAS#	Qual
1	Nonadecane	268	C19H40	000629-92-5	95
2	Hexadecane, 2,6,10,14-tetramethyl-	282	C20H42	000638-36-8	91
3	Heneicosane	296	C21H44	000629-94-7	90
4	Heptacosane	380	C27H56	000593-49-7	90
5	Hexacosane	366	C26H54	000630-01-3	90

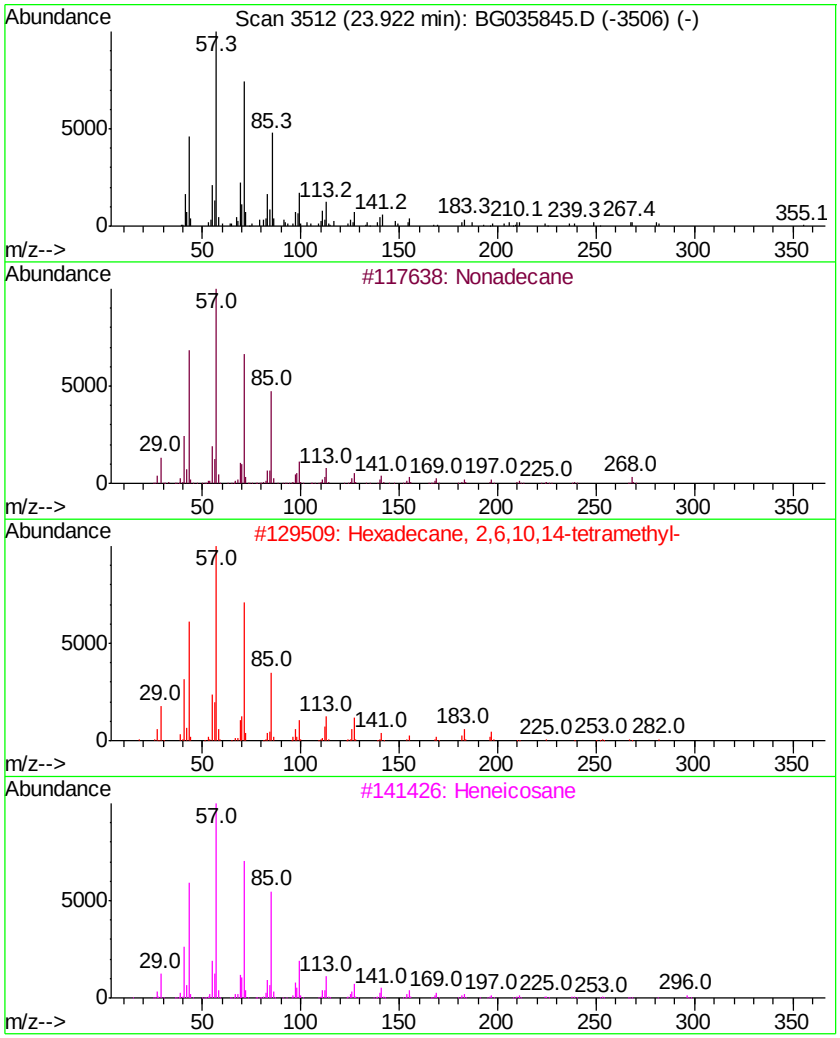

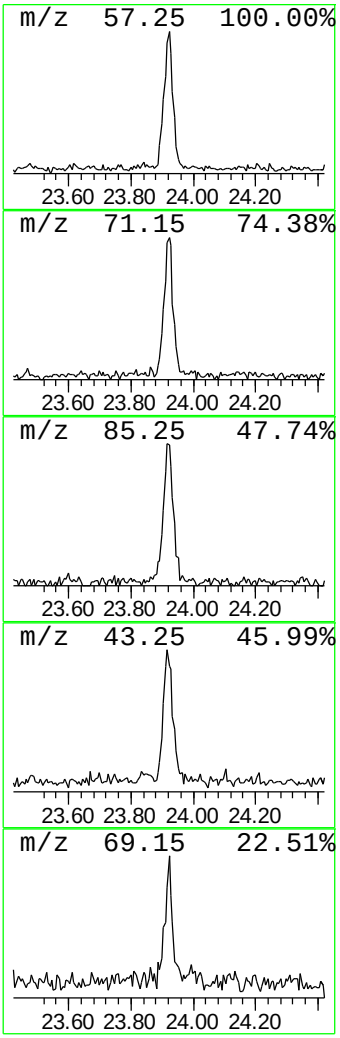

Tentatively Identified Compound (LSC) summary

Data Path : Z:\SVOASRV\HPCHEM1\BNA_G\DATA\BG072418\
Data File : BG035845.D
Acq On : 24 Jul 2018 13:20
Operator : JU/SJ
Sample : J4090-01
Misc :
ALS Vial : 7 Sample Multiplier: 1

Instrument :
BNA_G
ClientSampleId :
FK-PS-01-034

Quant Method : Z:\SVOASRV\HPCHEM1\BNA_G\METHODS\8270-BG071218.M
Quant Title : ASP BNA STANDARDS FOR 5 POINT CALIBRATION

TIC Library : C:\Database\NIST11.L
TIC Integration Parameters: LSCINT.P

TIC Top Hit name	RT	EstConc	Units	Response	Internal Standard #	RT	Resp	Conc
2-Pentanone, 4-hy...	5.14	8.5	ng	111864	1	8.03	263410	20.0
unknown7.56	7.56	74.7	ng	984033	1	8.03	263410	20.0
Sulfurous acid, b...	21.30	3.5	ng	172464	5	21.65	991443	20.0
Hexacosane	22.44	2.9	ng	144874	5	21.65	991443	20.0
Nonadecane	23.92	3.2	ng	153532	6	24.85	948328	20.0