# LSC Area Percent Report

Data Path : Z:\SVOASRV\HPCHEM1\BNA G\DATA\BG080619\
Data File : BG042017.D
Acq On : 7 Aug 2019 4:03
Operator : HP/JU
Sample : K4029-08
Misc :
ALS Vial : 23 Sample Multiplier: 1

**Instrument :**
BNA_G
**ClientSampleId :**
BENX9

Integration Parameters: LSCINT.P
Integrator: RTE
Smoothing : OFF Filtering: 5
Sampling : 1 Min Area: 0.1 % of largest Peak
Start Thrs: 0.2 Max Peaks: 100
Stop Thrs : 0 Peak Location: TOP

If leading or trailing edge < 100 prefer < Baseline drop else tangent >
Peak separation: 5

Method : Z:\SVOASRV\HPCHEM1\BNA_G\METHODS\SOM-EPA-BG080319MA.M
Title : SVOA CALIBRATION

Signal : TIC

| peak # | R.T. min | first scan | max scan | last scan | PK TY | peak height | corr. area | corr. % max. | % of total |
|---|---|---|---|---|---|---|---|---|---|
| 1 | 3.142 | 5 | 9 | 28 | rVB | 1429916 | 2313332 | 100.00% | 12.722% |
| 2 | 3.406 | 51 | 54 | 60 | rVB5 | 8019 | 14123 | 0.61% | 0.078% |
| 3 | 4.076 | 163 | 168 | 174 | rBV | 10273 | 15600 | 0.67% | 0.086% |
| 4 | 4.170 | 183 | 184 | 191 | rVB5 | 3285 | 3546 | 0.15% | 0.020% |
| 5 | 5.098 | 338 | 342 | 352 | rBV3 | 2631 | 4731 | 0.20% | 0.026% |
| 6 | 7.172 | 688 | 695 | 707 | rBV | 113705 | 235458 | 10.18% | 1.295% |
| 7 | 7.343 | 717 | 724 | 738 | rVV | 101596 | 184263 | 7.97% | 1.013% |
| 8 | 7.554 | 752 | 760 | 776 | rVB | 136430 | 253644 | 10.96% | 1.395% |
| 9 | 8.024 | 833 | 840 | 848 | rBV | 183261 | 315008 | 13.62% | 1.732% |
| 10 | 8.729 | 953 | 960 | 974 | rBV | 140602 | 278306 | 12.03% | 1.531% |
| 11 | 9.187 | 1030 | 1038 | 1048 | rBV | 128741 | 244956 | 10.59% | 1.347% |
| 12 | 9.640 | 1111 | 1115 | 1119 | rVB3 | 3234 | 4477 | 0.19% | 0.025% |
| 13 | 9.922 | 1154 | 1163 | 1172 | rBV | 108333 | 199950 | 8.64% | 1.100% |
| 14 | 10.468 | 1248 | 1256 | 1273 | rBV | 160378 | 329270 | 14.23% | 1.811% |
| 15 | 10.850 | 1313 | 1321 | 1335 | rBV | 268804 | 485747 | 21.00% | 2.671% |
| 16 | 10.979 | 1335 | 1343 | 1356 | rBV | 137549 | 283433 | 12.25% | 1.559% |
| 17 | 12.448 | 1588 | 1593 | 1594 | rBV | 2551 | 2494 | 0.11% | 0.014% |
| 18 | 14.082 | 1865 | 1871 | 1876 | rBV | 409276 | 618148 | 26.72% | 3.399% |
| 19 | 14.135 | 1876 | 1880 | 1893 | rVB | 180692 | 278039 | 12.02% | 1.529% |
| 20 | 14.375 | 1913 | 1921 | 1934 | rBV | 484684 | 773539 | 33.44% | 4.254% |
| 21 | 14.687 | 1967 | 1974 | 1984 | rBV | 522233 | 802740 | 34.70% | 4.415% |
| 22 | 14.869 | 2000 | 2005 | 2022 | rBV2 | 65044 | 158083 | 6.83% | 0.869% |
| 23 | 15.104 | 2040 | 2045 | 2054 | rVB5 | 7471 | 12133 | 0.52% | 0.067% |
| 24 | 15.539 | 2116 | 2119 | 2125 | rVB2 | 2679 | 3975 | 0.17% | 0.022% |
| 25 | 15.680 | 2136 | 2143 | 2157 | rBV | 698970 | 1045769 | 45.21% | 5.751% |
| 26 | 15.791 | 2157 | 2162 | 2177 | rVV | 98899 | 179173 | 7.75% | 0.985% |
| 27 | 15.921 | 2179 | 2184 | 2188 | rVB3 | 6721 | 10417 | 0.45% | 0.057% |
| 28 | 16.261 | 2237 | 2242 | 2245 | rVB2 | 1438 | 2533 | 0.11% | 0.014% |
| 29 | 16.467 | 2273 | 2277 | 2281 | rVB3 | 2595 | 3608 | 0.16% | 0.020% |
| 30 | 17.437 | 2435 | 2442 | 2452 | rBV2 | 767635 | 1153551 | 49.87% | 6.344% |
| 31 | 17.536 | 2452 | 2459 | 2471 | rVB | 775671 | 1195273 | 51.67% | 6.573% |
| 32 | 18.065 | 2545 | 2549 | 2552 | rVB | 1599 | 2338 | 0.10% | 0.013% |
| 33 | 18.106 | 2552 | 2556 | 2558 | rBV4 | 1740 | 2583 | 0.11% | 0.014% |
| 34 | 18.341 | 2592 | 2596 | 2597 | rBV2 | 7073 | 7528 | 0.33% | 0.041% |

LSC Area Percent Report

Data Path : Z:\SVOASRV\HPCHEM1\BNA G\DATA\BG080619\
Data File : BG042017.D
Acq On : 7 Aug 2019 4:03
Operator : HP/JU
Sample : K4029-08
Misc :
ALS Vial : 23 Sample Multiplier: 1

**Instrument :**
BNA_G
**ClientSampleId :**
BENX9

Integration Parameters: LSCINT.P
Integrator: RTE
Smoothing : OFF Filtering: 5
Sampling : 1 Min Area: 0.1 % of largest Peak
Start Thrs: 0.2 Max Peaks: 100
Stop Thrs : 0 Peak Location: TOP

If leading or trailing edge < 100 prefer < Baseline drop else tangent >
Peak separation: 5

Method : Z:\SVOASRV\HPCHEM1\BNA_G\METHODS\SOM-EPA-BG080319MA.M
Title : SVOA CALIBRATION

| | | | | | | | | | |
|---|---|---|---|---|---|---|---|---|---|
| 35 | 18.506 | 2619 | 2624 | 2629 | rBV4 | 5203 | 10155 | 0.44% | 0.056% |
| 36 | 19.111 | 2722 | 2727 | 2730 | rVB6 | 2227 | 3881 | 0.17% | 0.021% |
| 37 | 19.140 | 2730 | 2732 | 2737 | rBV5 | 2432 | 3533 | 0.15% | 0.019% |
| 38 | 19.240 | 2746 | 2749 | 2750 | rBV3 | 2454 | 2479 | 0.11% | 0.014% |
| 39 | 19.258 | 2750 | 2752 | 2756 | rVB5 | 2199 | 2515 | 0.11% | 0.014% |
| 40 | 19.393 | 2773 | 2775 | 2778 | rVB3 | 3116 | 3093 | 0.13% | 0.017% |
| 41 | 19.464 | 2778 | 2787 | 2788 | rBV2 | 12196 | 17181 | 0.74% | 0.094% |
| 42 | 19.487 | 2788 | 2791 | 2797 | rVV | 40197 | 57102 | 2.47% | 0.314% |
| 43 | 19.546 | 2799 | 2801 | 2805 | rVB5 | 2769 | 2832 | 0.12% | 0.016% |
| 44 | 19.599 | 2805 | 2810 | 2811 | rBV5 | 2523 | 2943 | 0.13% | 0.016% |
| 45 | 19.710 | 2825 | 2829 | 2837 | rBV3 | 8369 | 16549 | 0.72% | 0.091% |
| 46 | 19.822 | 2842 | 2848 | 2861 | rVV | 1031122 | 1563720 | 67.60% | 8.600% |
| 47 | 20.175 | 2904 | 2908 | 2910 | rBV5 | 2924 | 4418 | 0.19% | 0.024% |
| 48 | 20.339 | 2933 | 2936 | 2937 | rBV2 | 7984 | 7950 | 0.34% | 0.044% |
| 49 | 20.715 | 2998 | 3000 | 3003 | rBV4 | 4719 | 5232 | 0.23% | 0.029% |
| 50 | 20.856 | 3022 | 3024 | 3028 | rVB2 | 7718 | 7455 | 0.32% | 0.041% |
| 51 | 21.361 | 3106 | 3110 | 3119 | rBV3 | 76396 | 157698 | 6.82% | 0.867% |
| 52 | 21.720 | 3163 | 3171 | 3183 | rBV2 | 787307 | 1423429 | 61.53% | 7.828% |
| 53 | 21.925 | 3203 | 3206 | 3213 | rVB3 | 22161 | 31561 | 1.36% | 0.174% |
| 54 | 22.548 | 3307 | 3312 | 3320 | rVB | 30445 | 55051 | 2.38% | 0.303% |
| 55 | 23.253 | 3428 | 3432 | 3439 | rVB3 | 37175 | 68395 | 2.96% | 0.376% |
| 56 | 23.453 | 3462 | 3466 | 3471 | rVB6 | 8455 | 13694 | 0.59% | 0.075% |
| 57 | 23.835 | 3529 | 3531 | 3532 | rBV2 | 5322 | 3570 | 0.15% | 0.020% |
| 58 | 23.935 | 3544 | 3548 | 3551 | rBV3 | 12526 | 22356 | 0.97% | 0.123% |
| 59 | 24.082 | 3567 | 3573 | 3581 | rVB4 | 42879 | 91320 | 3.95% | 0.502% |
| 60 | 24.757 | 3677 | 3688 | 3708 | rVB | 552172 | 1536296 | 66.41% | 8.449% |
| 61 | 24.975 | 3715 | 3725 | 3735 | rBV2 | 479035 | 1448497 | 62.62% | 7.966% |
| 62 | 26.209 | 3926 | 3935 | 3948 | rBV2 | 36248 | 114836 | 4.96% | 0.632% |
| 63 | 27.607 | 4165 | 4173 | 4183 | rVB6 | 20488 | 73224 | 3.17% | 0.403% |
| 64 | 31.303 | 4800 | 4802 | 4803 | rBV2 | 4553 | 2547 | 0.11% | 0.014% |
| 65 | 31.884 | 4899 | 4901 | 4904 | rBV4 | 3813 | 3792 | 0.16% | 0.021% |
| 66 | 32.266 | 4964 | 4966 | 4968 | rBV3 | 3497 | 3362 | 0.15% | 0.018% |
| 67 | 32.443 | 4994 | 4996 | 4999 | rBV4 | 4349 | 5098 | 0.22% | 0.028% |

Sum of corrected areas: 18183532

LSC Report - Integrated Chromatogram

Data Path : Z:\SVOASRV\HPCHEM1\BNA G\DATA\BG080619\
Data File : BG042017.D
Acq On : 7 Aug 2019 4:03
Operator : HP/JU
Sample : K4029-08
Misc :
ALS Vial : 23 Sample Multiplier: 1

**Instrument :**
BNA_G
**ClientSampleId :**
BENX9

Quant Method : Z:\SVOASRV\HPCHEM1\BNA_G\METHODS\SOM-EPA-BG080319MA.M
Quant Title : SVOA CALIBRATION

TIC Library : C:\DATABASE\NIST11.L
TIC Integration Parameters: LSCINT.P

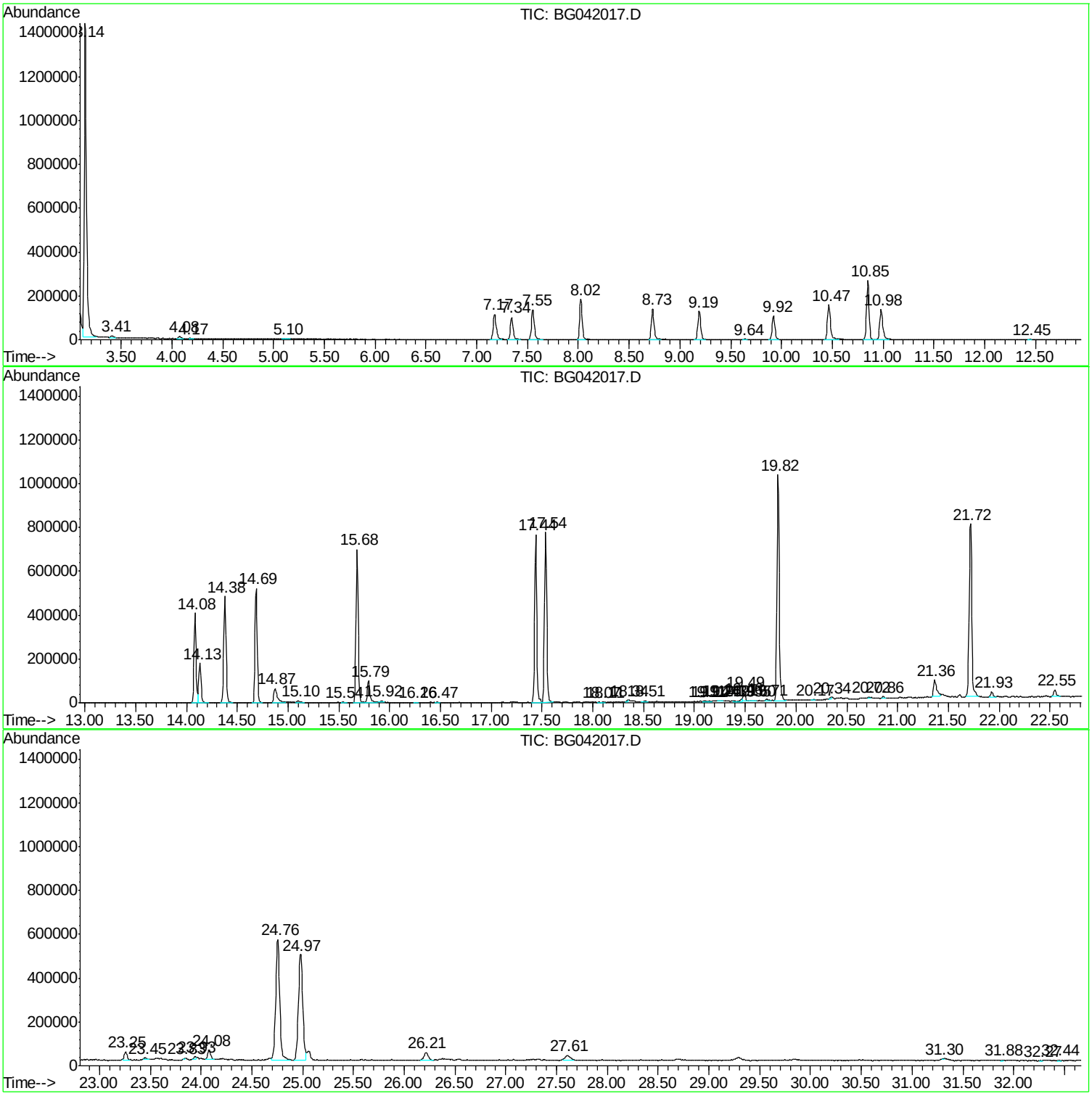

Library Search Compound Report

Data Path : Z:\SVOASRV\HPCHEM1\BNA G\DATA\BG080619\
Data File : BG042017.D
Acq On : 7 Aug 2019 4:03
Operator : HP/JU
Sample : K4029-08
Misc :
ALS Vial : 23 Sample Multiplier: 1

**Instrument :**
BNA_G
**ClientSampleId :**
BENX9

Quant Method : Z:\SVOASRV\HPCHEM1\BNA_G\METHODS\SOM-EPA-BG080319MA.M
Quant Title : SVOA CALIBRATION

TIC Library : C:\DATABASE\NIST11.L
TIC Integration Parameters: LSCINT.P

**********
Peak Number 1 Butane, 2-methoxy-2-methyl- Concentration Rank 1

| R.T. | EstConc | Area | Relative to ISTD | R.T. |
|---|---|---|---|---|
| 3.14 | 146.87 ng/ul | 2313330 | 1,4-Dichlorobenzene-d4 | 8.02 |

| Hit# of 5 | Tentative ID | MW | MolForm | CAS# | Qual |
|---|---|---|---|---|---|
| 1 | Butane, 2-methoxy-2-methyl- | 102 | C6H14O | 000994-05-8 | 78 |
| 2 | Butane, 2-methoxy-2-methyl- | 102 | C6H14O | 000994-05-8 | 45 |
| 3 | 2,2,4-Trimethyl-3-pentanol | 130 | C8H18O | 005162-48-1 | 40 |
| 4 | Pentane, 3-methoxy- | 102 | C6H14O | 036839-67-5 | 17 |
| 5 | N-Ethylformamide | 73 | C3H7NO | 000627-45-2 | 9 |

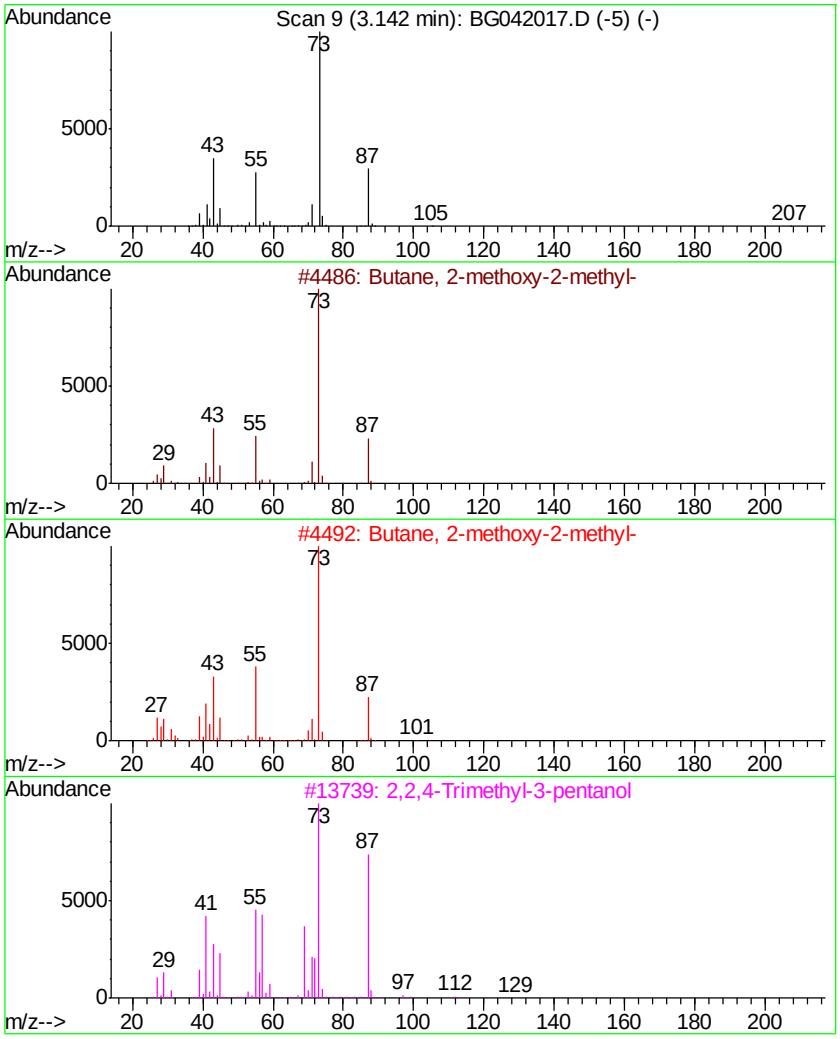

Library Search Compound Report

Data Path : Z:\SVOASRV\HPCHEM1\BNA G\DATA\BG080619\
Data File : BG042017.D
Acq On : 7 Aug 2019 4:03
Operator : HP/JU
Sample : K4029-08
Misc :
ALS Vial : 23 Sample Multiplier: 1

**Instrument :**
BNA_G
**ClientSampleId :**
BENX9

Quant Method : Z:\SVOASRV\HPCHEM1\BNA_G\METHODS\SOM-EPA-BG080319MA.M
Quant Title : SVOA CALIBRATION

TIC Library : C:\DATABASE\NIST11.L
TIC Integration Parameters: LSCINT.P

**********
Peak Number 2 (DEL) Alkane: Cyclic21.36 Concentration Rank 2

| R.T. | EstConc | Area | Relative to ISTD | R.T. |
|---|---|---|---|---|
| 21.36 | 2.22 ng/ul | 157698 | Chrysene-d12 | 21.71 |

| Hit# of 5 | Tentative ID | MW | MolForm | CAS# | Qual |
|---|---|---|---|---|---|
| 1 | 1-Nonadecene | 266 | C19H38 | 018435-45-5 | 97 |
| 2 | Heptadecyl trifluoroacetate | 352 | C19H35F3O2 | 1000351-87-0 | 95 |
| 3 | Trifluoroacetoxy hexadecane | 338 | C18H33F3O2 | 006222-03-3 | 95 |
| 4 | Octadecyl trifluoroacetate | 366 | C20H37F3O2 | 079392-43-1 | 95 |
| 5 | Heptafluorobutyric acid, hexadec... | 438 | C20H33F7O2 | 006385-15-5 | 95 |

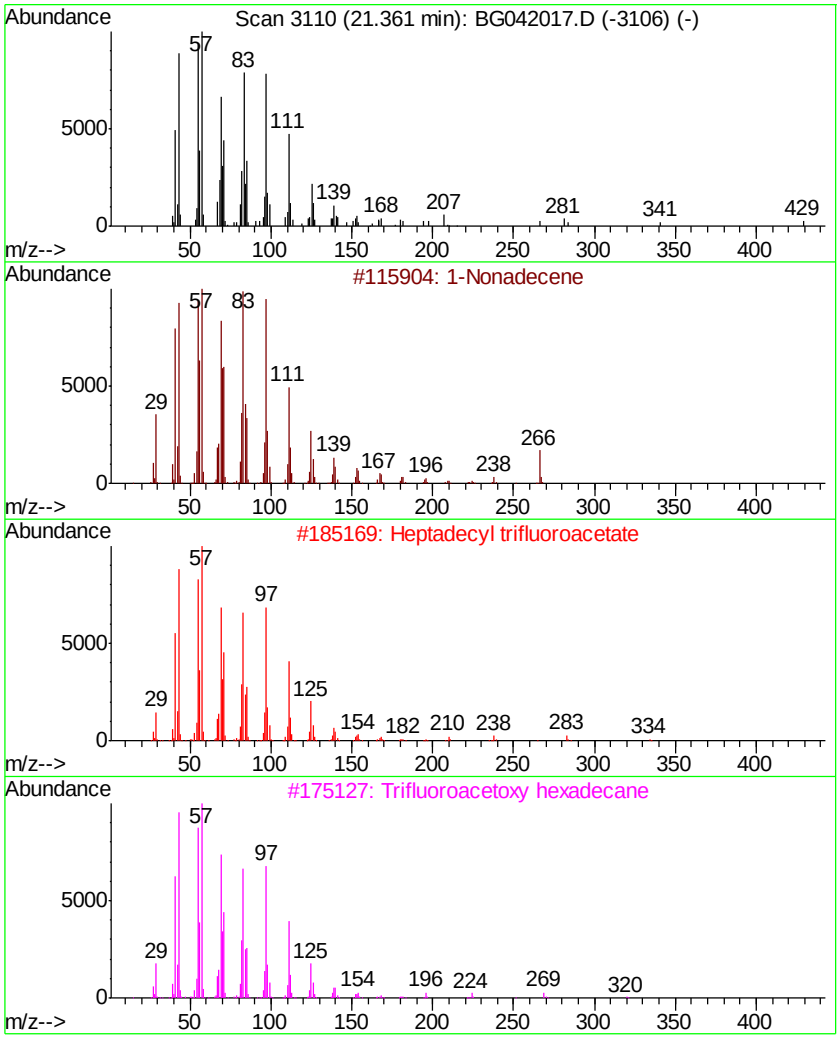


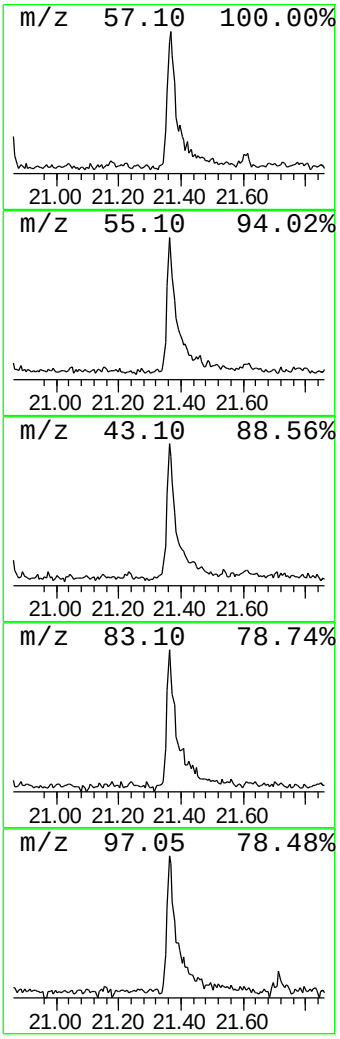

Tentatively Identified Compound (LSC) summary

Data Path : Z:\SVOASRV\HPCHEM1\BNA_G\DATA\BG080619\
Data File : BG042017.D
Acq On : 7 Aug 2019 4:03
Operator : HP/JU
Sample : K4029-08
Misc :
ALS Vial : 23 Sample Multiplier: 1

**Instrument :**
BNA_G
**ClientSampleId :**
BENX9

Quant Method : Z:\SVOASRV\HPCHEM1\BNA_G\METHODS\SOM-EPA-BG080319MA.M
Quant Title : SVOA CALIBRATION

TIC Library : C:\DATABASE\NIST11.L
TIC Integration Parameters: LSCINT.P

| TIC Top Hit name | RT | EstConc | Units | Response | Internal Standard # | RT | Resp | Conc |
|---|---|---|---|---|---|---|---|---|
| Butane, 2-methoxy... | 3.14 | 146.9 | ng/ul | 2313330 | 1 | 8.02 | 315008 | 20.0 |
| (DEL) Alkane: Cyc... | 21.36 | 2.2 | ng/ul | 157698 | 5 | 21.71 | 1423430 | 20.0 |