

Data Path : Z:\SVOASRV\HPCHEM1\BNA G\DATA\BG082819\  
 Data File : BG042549.D  
 Acq On : 29 Aug 2019 2:02  
 Operator : HP/JU  
 Sample : K4572-01  
 Misc :  
 ALS Vial : 15 Sample Multiplier: 1

Instrument :  
 BNA\_G  
 ClientSampleId :

Quant Time: Aug 29 06:01:25 2019  
 Quant Method : Z:\SVOASRV\HPCHEM1\BNA G\METHODS\8270-BG082219.M  
 Quant Title : ASP BNA STANDARDS FOR 5 POINT CALIBRATION  
 QLast Update : Thu Aug 22 14:29:15 2019  
 Response via : Initial Calibration

Internal Standards	R.T.	QIon	Response	Conc	Units	Dev(Min)
1) 1,4-Dichlorobenzene-d4	8.02	152	36531	20.00	ng	0.01
21) Naphthalene-d8	10.84	136	136411	20.00	ng	0.01
39) Acenaphthene-d10	14.67	164	100748	20.00	ng	0.00
64) Phenanthrene-d10	17.42	188	250236	20.00	ng	0.00
76) Chrysene-d12	21.69	240	294644	20.00	ng	0.00
87) Perylene-d12	24.93	264	344805	20.00	ng	0.00

## System Monitoring Compounds

5) 2-Fluorophenol	5.57	112	142077	78.77	ng	0.01
7) Phenol-d6	7.18	99	187754	77.06	ng	0.00
23) Nitrobenzene-d5	9.18	82	102550	51.95	ng	0.00
42) 2,4,6-Tribromophenol	16.16	330	120833	84.38	ng	0.00
45) 2-Fluorobiphenyl	13.29	172	304512	51.12	ng	0.00
79) Terphenyl-d14	20.03	244	635293	46.61	ng	0.00

## Target Compounds

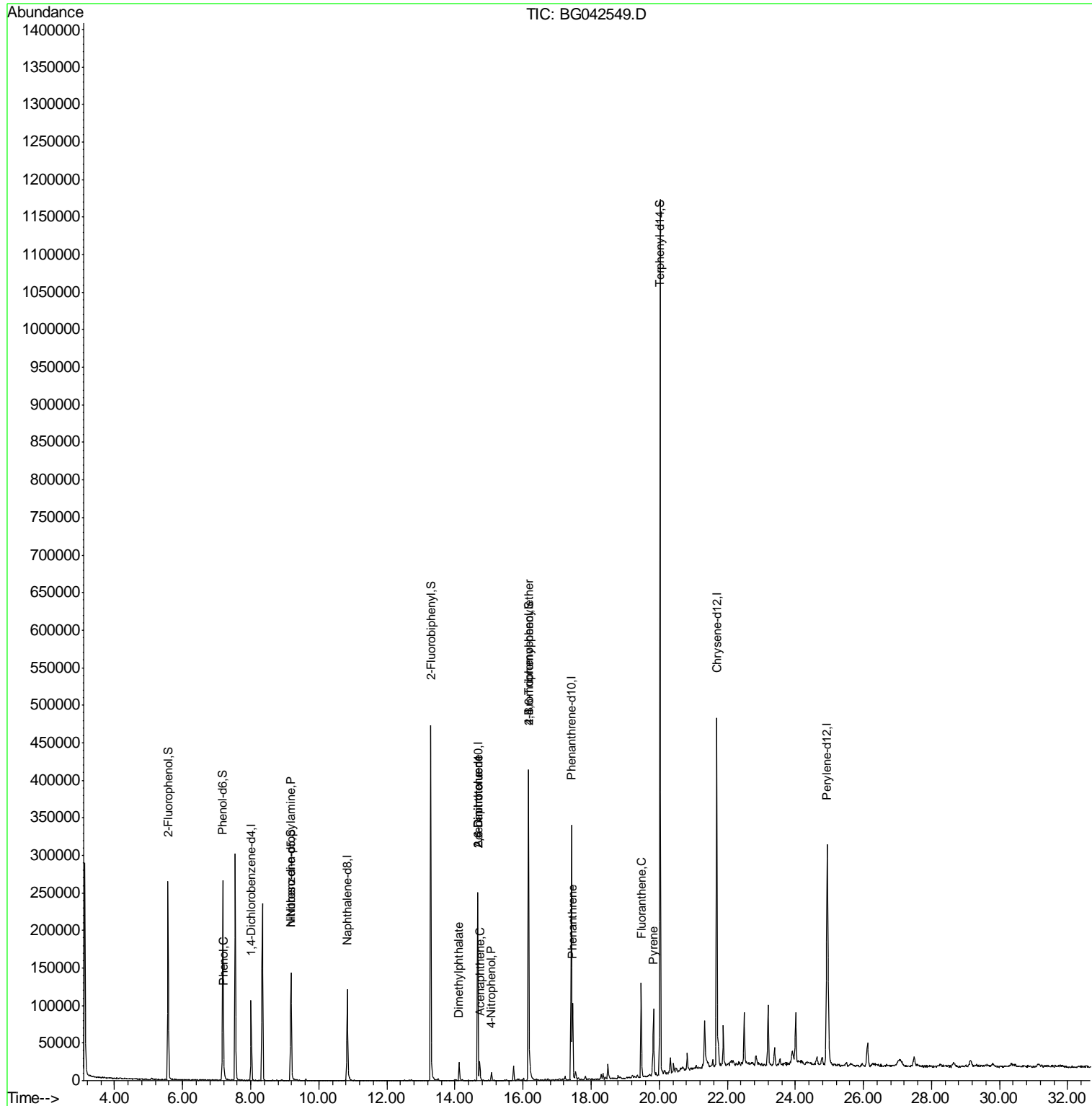
						Qvalue
10) Phenol	7.21	94	9704	3.917	ng	92
19) n-Nitroso-di-n-propylamine	9.18	70	13319	8.438	ng	# 70
50) Dimethylphthalate	14.12	163	26082	3.588	ng	# 98
51) 2,6-Dinitrotoluene	14.66	165	12856	7.630	ng	# 36
52) Acenaphthene	14.73	154	11375	2.217	ng	90
56) 4-Nitrophenol	15.07	139	4054	3.386	ng	# 14
57) 2,4-Dinitrotoluene	14.66	165	12856	5.328	ng	# 38
67) 4-Bromophenyl-phenylether	16.16	248	8302	2.616	ng	# 1
71) Phenanthrene	17.46	178	71788	5.776	ng	99
75) Fluoranthene	19.47	202	91686	6.044	ng	97
78) Pyrene	19.83	202	66536	3.683	ng	96

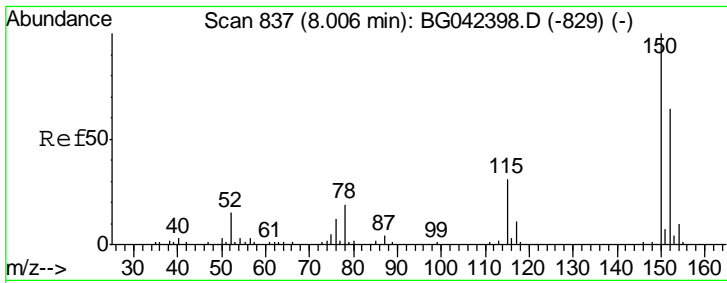
(#) = qualifier out of range (m) = manual integration (+) = signals summed

Data Path : Z:\SVOASRV\HPCHEM1\BNA G\DATA\BG082819\  
 Data File : BG042549.D  
 Acq On : 29 Aug 2019 2:02  
 Operator : HP/JU  
 Sample : K4572-01  
 Misc :  
 ALS Vial : 15 Sample Multiplier: 1

Instrument :  
 BNA\_G  
 ClientSampleId :

Quant Time: Aug 29 06:01:25 2019  
 Quant Method : Z:\SVOASRV\HPCHEM1\BNA G\METHODS\8270-BG082219.M  
 Quant Title : ASP BNA STANDARDS FOR 5 POINT CALIBRATION  
 QLast Update : Thu Aug 22 14:29:15 2019  
 Response via : Initial Calibration

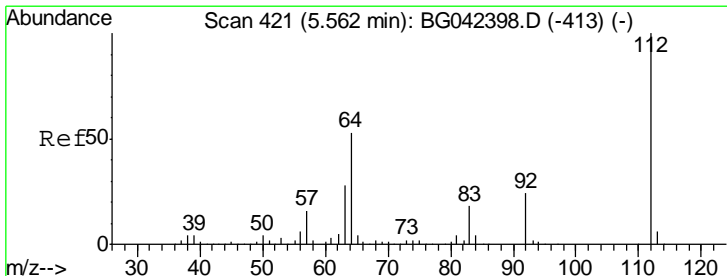
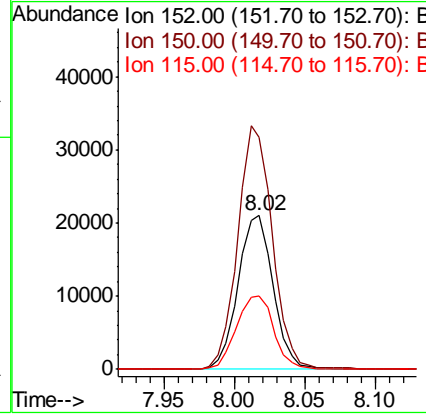
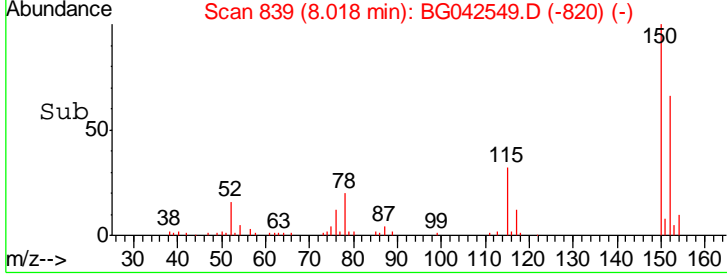
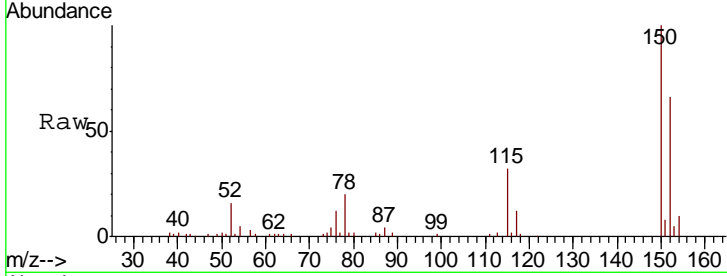




#1  
 1,4-Dichlorobenzene-d4  
 Concen: 20.000 ng  
 RT: 8.02 min Scan# 839  
 Delta R.T. 0.01 min  
 Lab File: BG042549.D  
 Acq: 29 Aug 2019 2:02

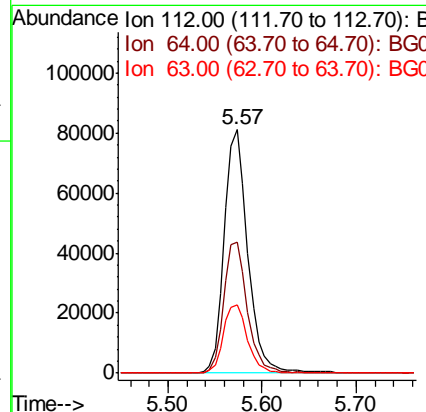
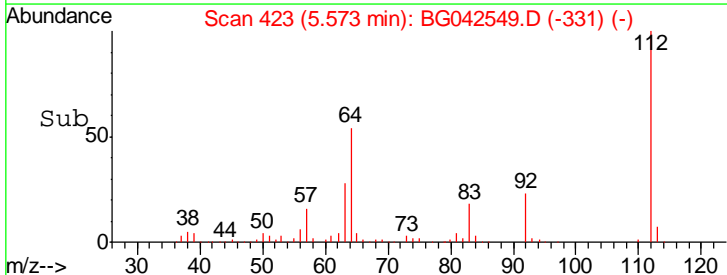
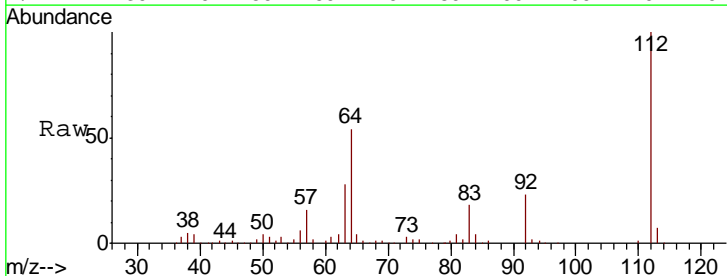
Instrument :  
 BNA\_G  
 ClientSampled :

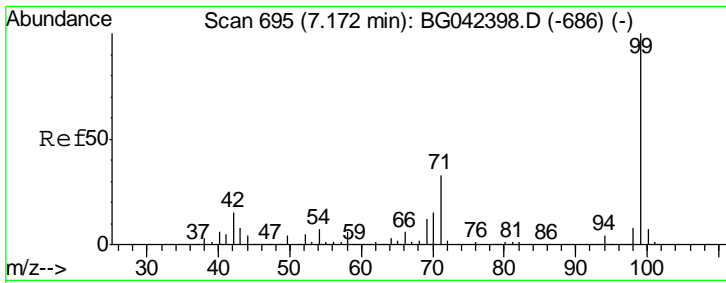
Tgt Ion	Resp	Lower	Upper
152	36531		
150	100	125.4	188.0
115	48.0	38.5	57.7



#5  
 2-Fluorophenol  
 Concen: 78.768 ng  
 RT: 5.57 min Scan# 423  
 Delta R.T. 0.01 min  
 Lab File: BG042549.D  
 Acq: 29 Aug 2019 2:02

Tgt Ion	Resp	Lower	Upper
112	142077		
64	100	42.8	64.2
63	28.2	22.7	34.1

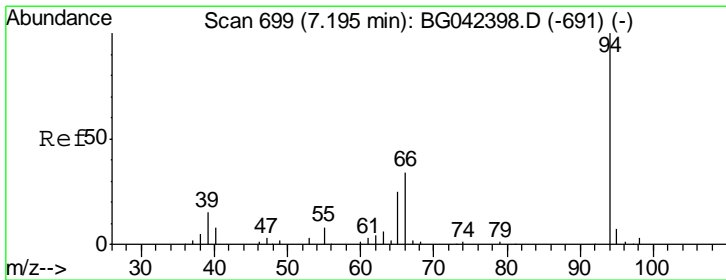
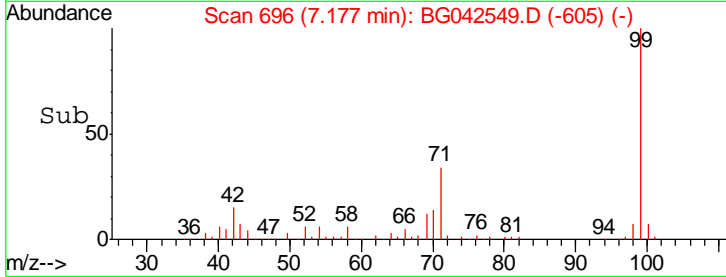
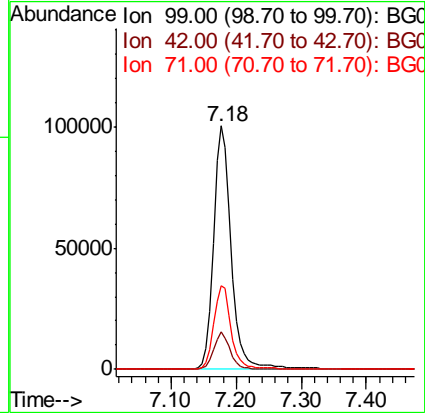
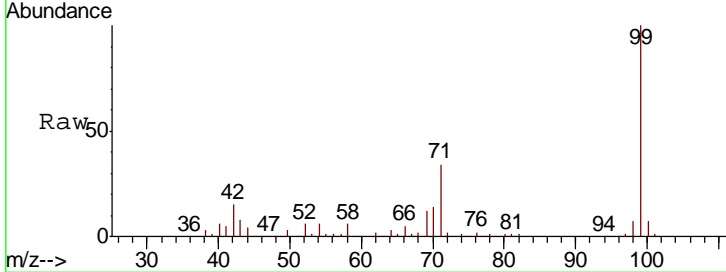




#7  
 Phenol-d6  
 Concen: 77.061 ng  
 RT: 7.18 min Scan# 696  
 Delta R.T. 0.01 min  
 Lab File: BG042549.D  
 Acq: 29 Aug 2019 2:02

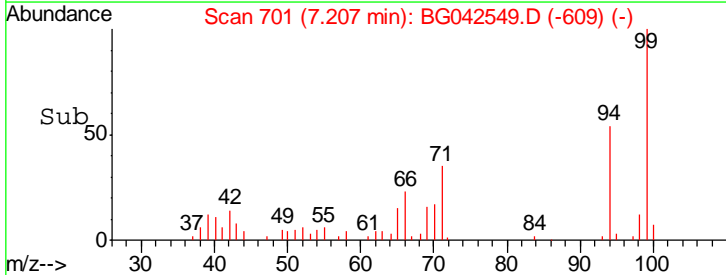
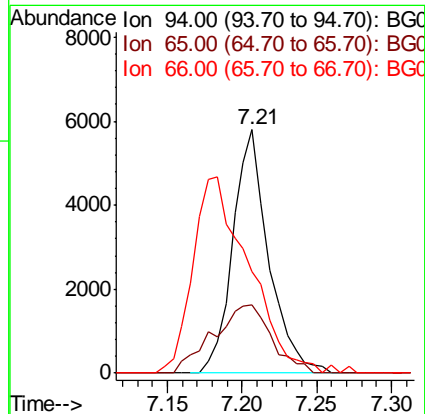
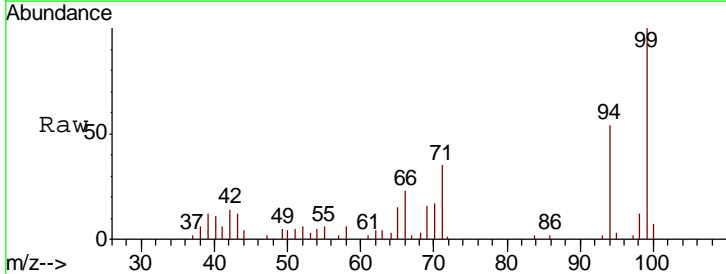
Instrument :  
 BNA\_G  
 ClientSampled :

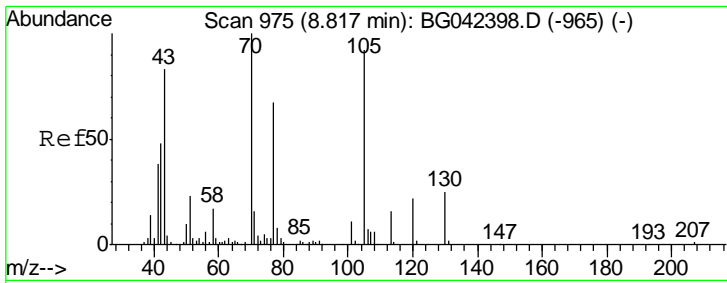
Tgt Ion	Resp	Lower	Upper
99	187754		
42	15.4	12.0	18.0
71	34.3	26.3	39.5



#10  
 Phenol  
 Concen: 3.917 ng  
 RT: 7.21 min Scan# 701  
 Delta R.T. 0.01 min  
 Lab File: BG042549.D  
 Acq: 29 Aug 2019 2:02

Tgt Ion	Resp	Lower	Upper
94	9704		
65	27.9	5.6	45.6
66	41.9	16.0	56.0

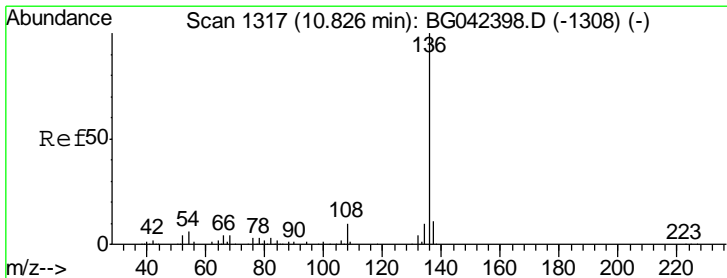
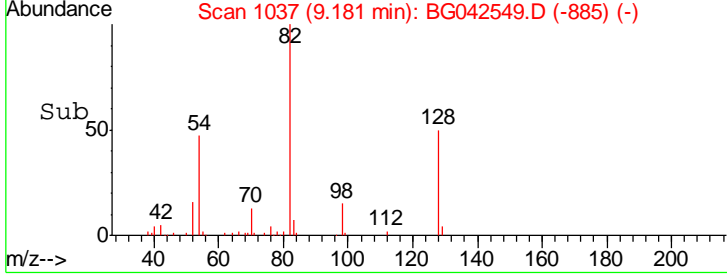
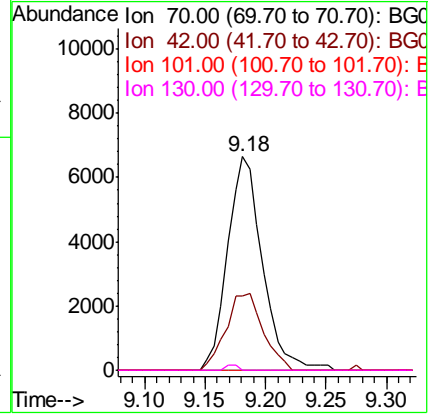
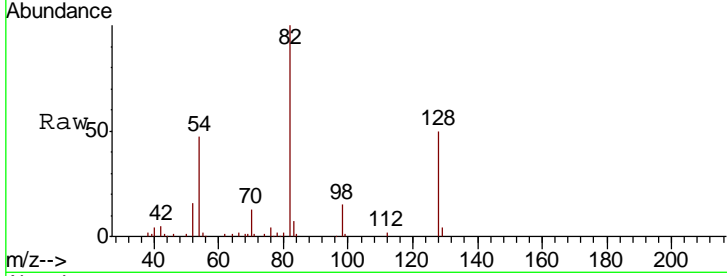




#19  
 n-Nitroso-di-n-propylamine  
 Concen: 8.438 ng  
 RT: 9.18 min Scan# 1037  
 Delta R.T. 0.36 min  
 Lab File: BG042549.D  
 Acq: 29 Aug 2019 2:02

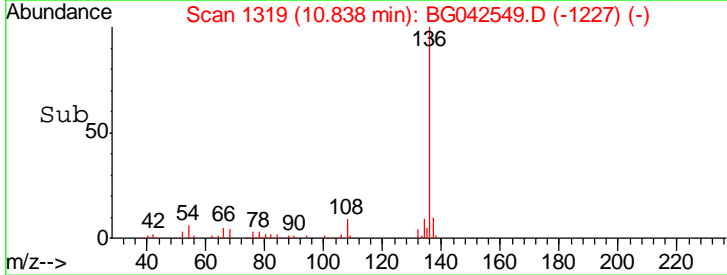
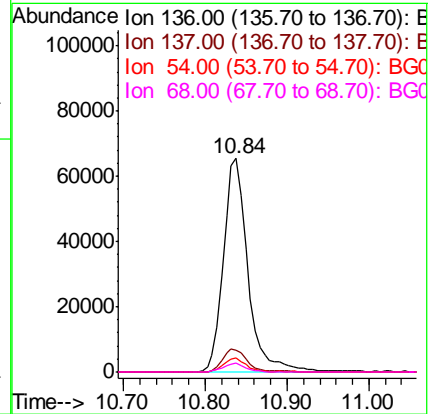
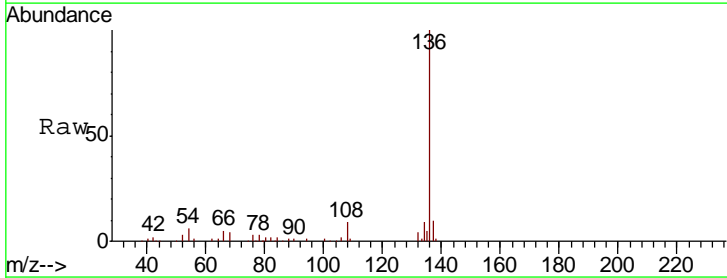
Instrument :  
 BNA\_G  
 ClientSampled :

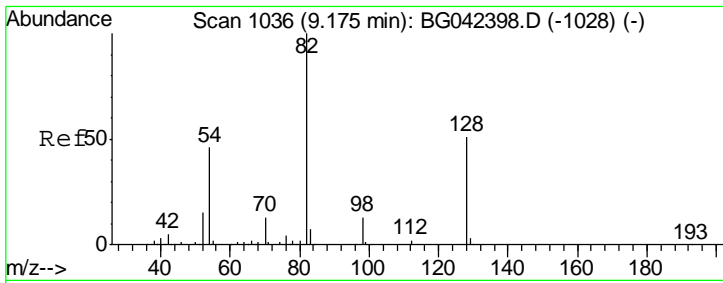
Tgt Ion	Resp	Lower	Upper
70	13319		
42	34.6	38.8	58.2#
101	0.0	9.0	13.6#
130	0.0	20.0	30.0#



#21  
 Naphthalene-d8  
 Concen: 20.000 ng  
 RT: 10.84 min Scan# 1319  
 Delta R.T. 0.01 min  
 Lab File: BG042549.D  
 Acq: 29 Aug 2019 2:02

Tgt Ion	Resp	Lower	Upper
136	136411		
137	10.3	8.7	13.1
54	6.5	4.9	7.3
68	4.3	3.6	5.4

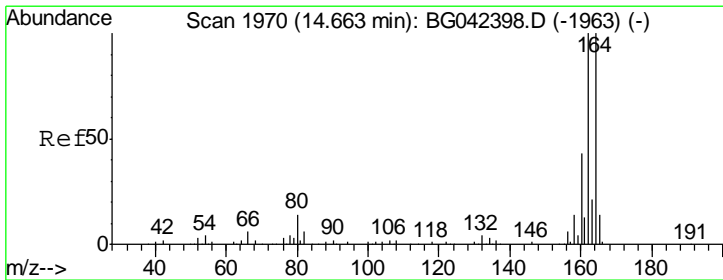
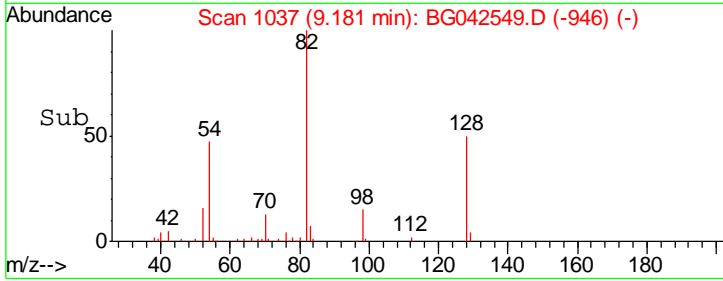
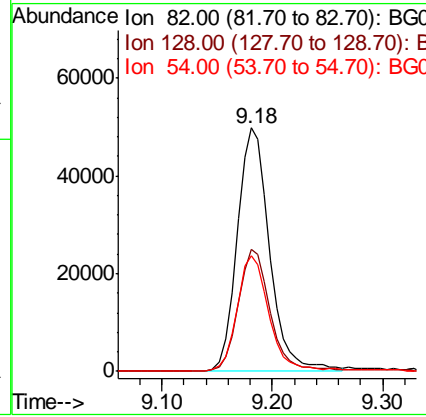
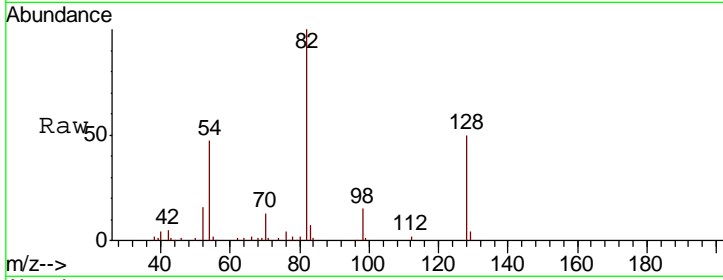




#23  
 Nitrobenzene-d5  
 Concen: 51.950 ng  
 RT: 9.18 min Scan# 1037  
 Delta R.T. 0.01 min  
 Lab File: BG042549.D  
 Acq: 29 Aug 2019 2:02

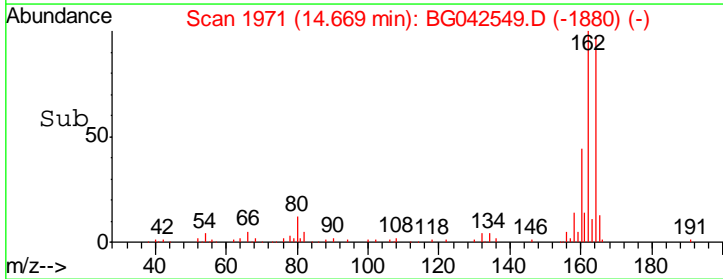
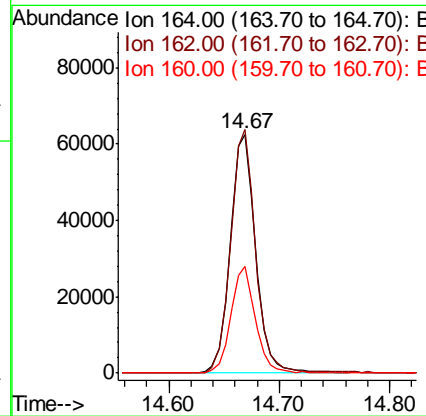
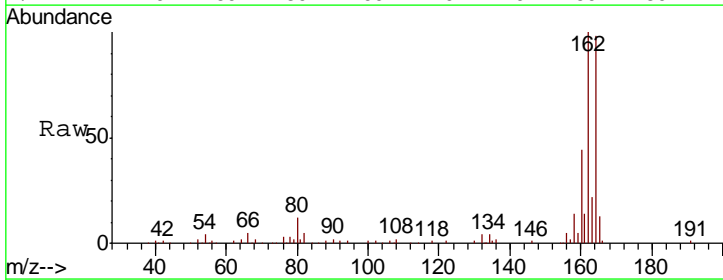
Instrument :  
 BNA\_G  
 ClientSampled :

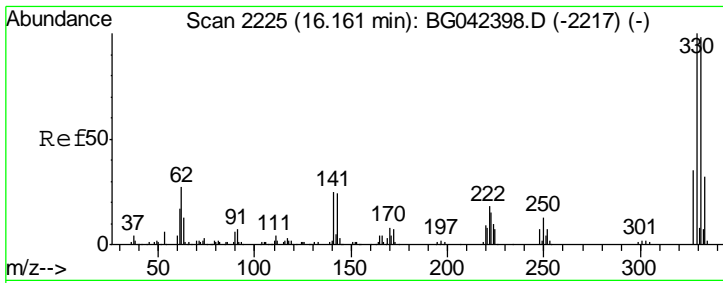
Tgt Ion	Resp	Lower	Upper
82	102550		
128	50.3	40.7	61.1
54	47.2	36.3	54.5



#39  
 Acenaphthene-d10  
 Concen: 20.000 ng  
 RT: 14.67 min Scan# 1971  
 Delta R.T. 0.01 min  
 Lab File: BG042549.D  
 Acq: 29 Aug 2019 2:02

Tgt Ion	Resp	Lower	Upper
164	100748		
162	101.9	79.9	119.9
160	44.4	34.3	51.5

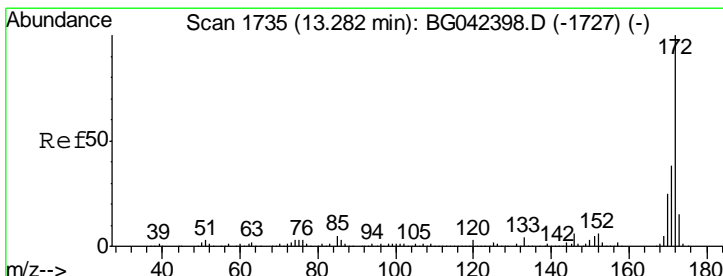
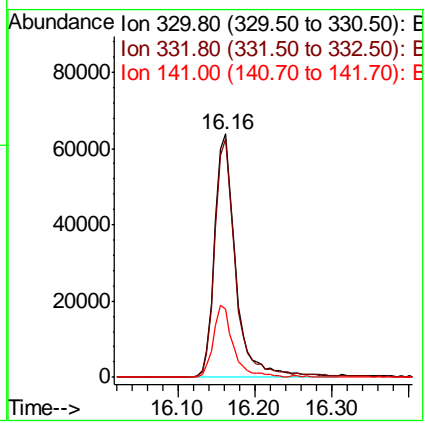
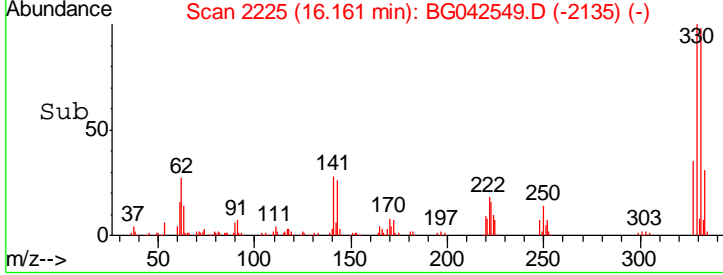
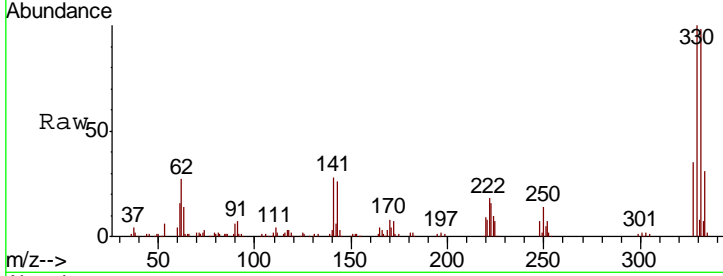




#42  
 2,4,6-Tribromophenol  
 Concen: 84.382 ng  
 RT: 16.16 min Scan# 2225  
 Delta R.T. -0.00 min  
 Lab File: BG042549.D  
 Acq: 29 Aug 2019 2:02

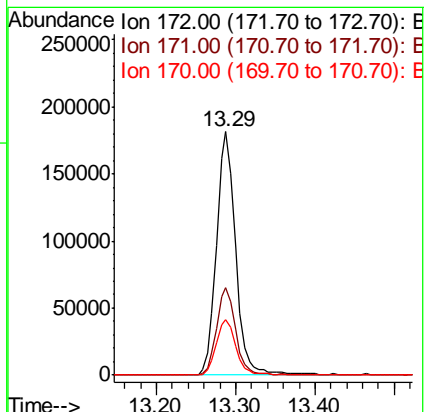
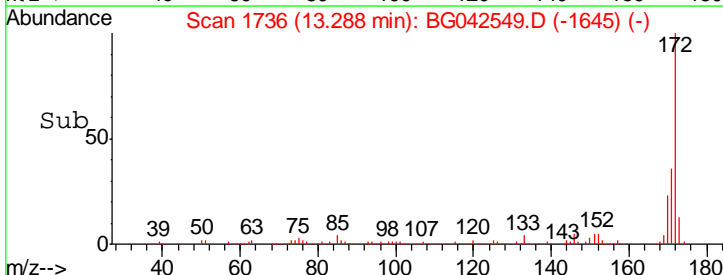
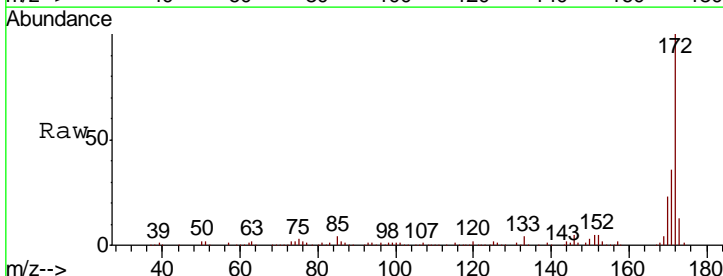
Instrument :  
 BNA\_G  
 ClientSampled :

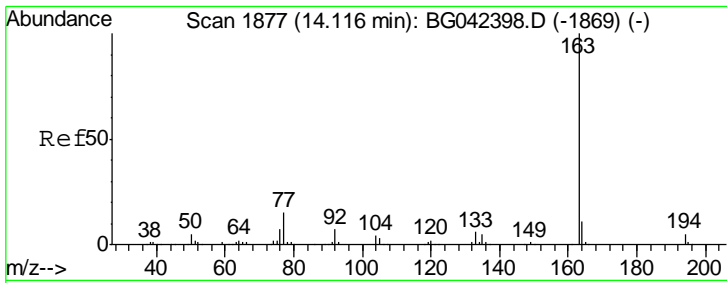
Tgt Ion	Resp	Lower	Upper
330	120833		
332	96.3	77.4	116.0
141	27.5	21.4	32.0



#45  
 2-Fluorobiphenyl  
 Concen: 51.119 ng  
 RT: 13.29 min Scan# 1736  
 Delta R.T. 0.01 min  
 Lab File: BG042549.D  
 Acq: 29 Aug 2019 2:02

Tgt Ion	Resp	Lower	Upper
172	304512		
171	35.7	30.5	45.7
170	22.6	20.2	30.2

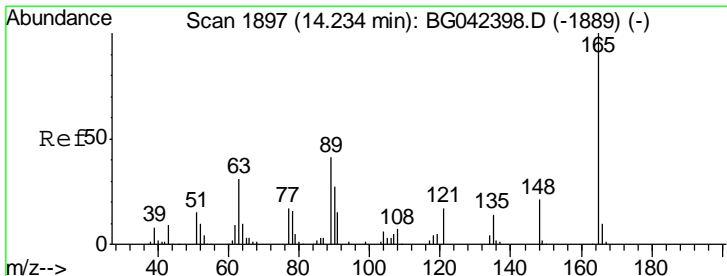
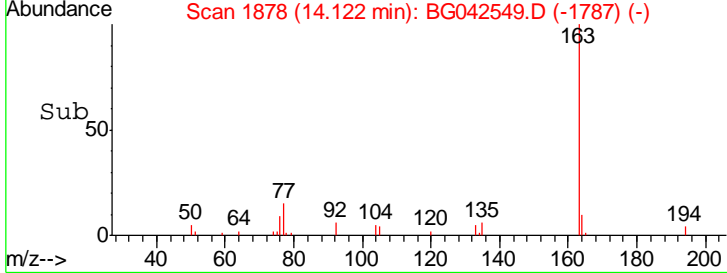
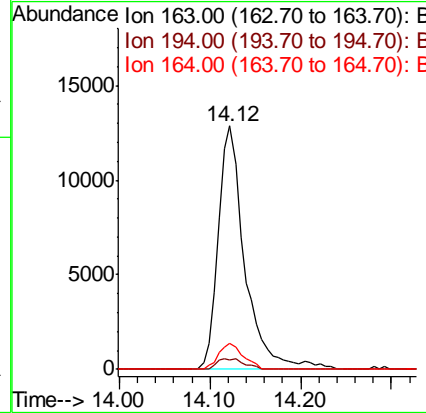
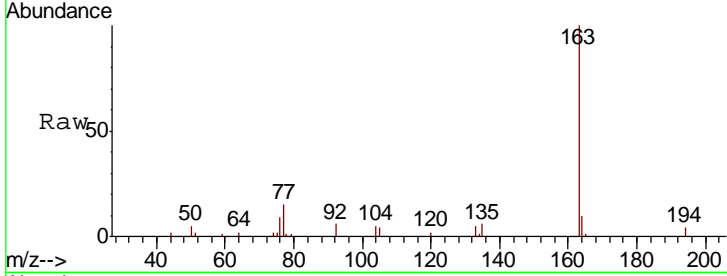




#50  
 Dimethylphthalate  
 Concen: 3.588 ng  
 RT: 14.12 min Scan# 1878  
 Delta R.T. 0.01 min  
 Lab File: BG042549.D  
 Acq: 29 Aug 2019 2:02

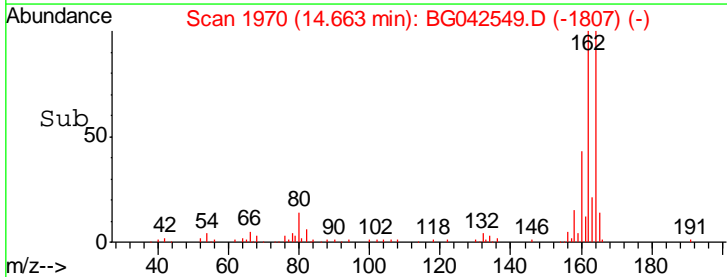
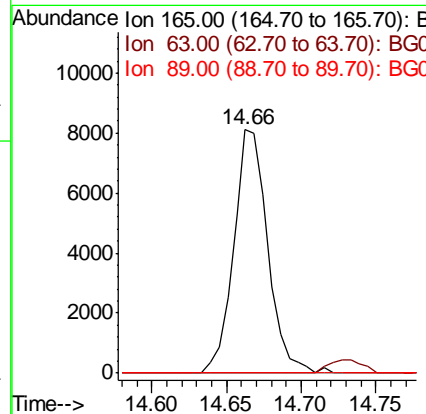
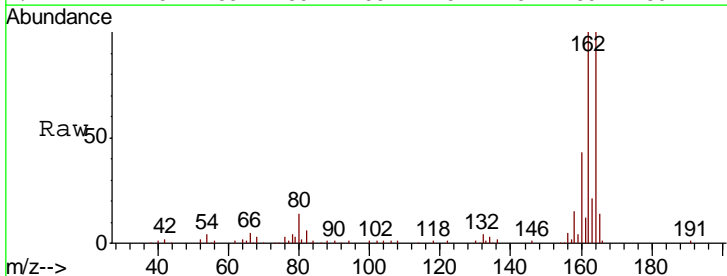
Instrument :  
 BNA\_G  
 ClientSampled :

Tgt Ion	Resp	Lower	Upper
163	26082		
194	3.8	4.2	6.2#
164	10.4	8.8	13.2

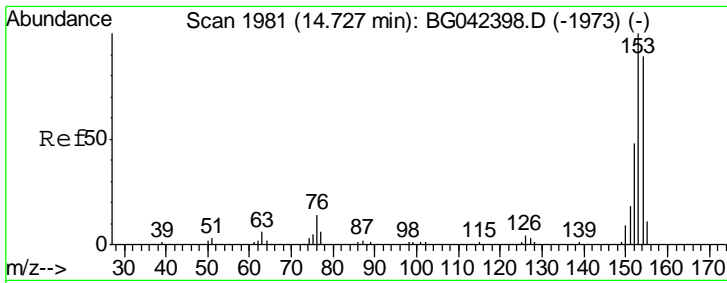


#51  
 2,6-Dinitrotoluene  
 Concen: 7.630 ng  
 RT: 14.66 min Scan# 1970  
 Delta R.T. 0.43 min  
 Lab File: BG042549.D  
 Acq: 29 Aug 2019 2:02

Tgt Ion	Resp	Lower	Upper
165	12856		
63	0.0	30.6	45.8#
89	0.0	32.6	49.0#



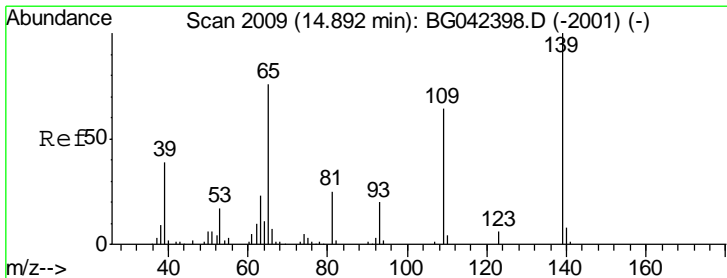
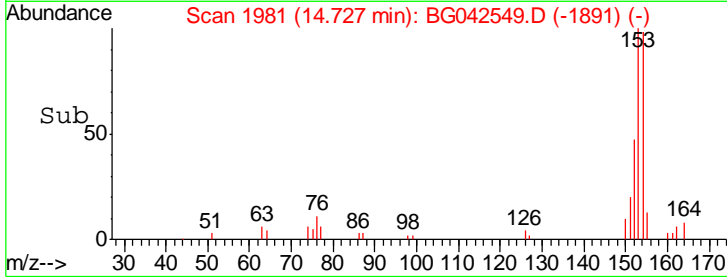
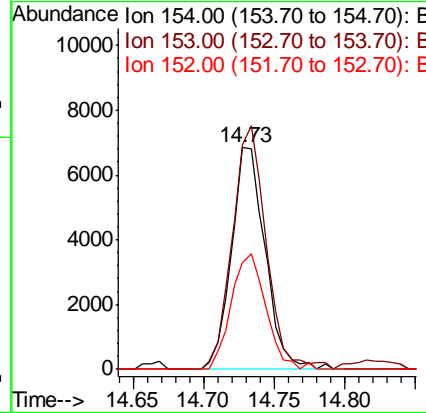
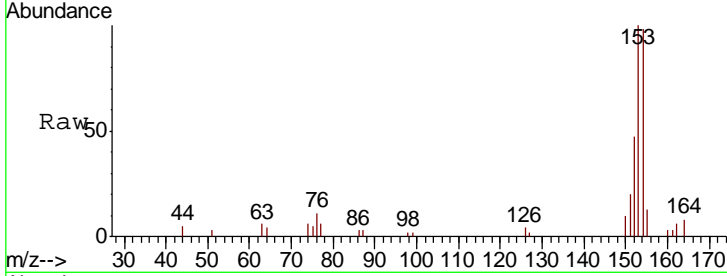




#52  
 Acenaphthene  
 Concen: 2.217 ng  
 RT: 14.73 min Scan# 1981  
 Delta R.T. -0.00 min  
 Lab File: BG042549.D  
 Acq: 29 Aug 2019 2:02

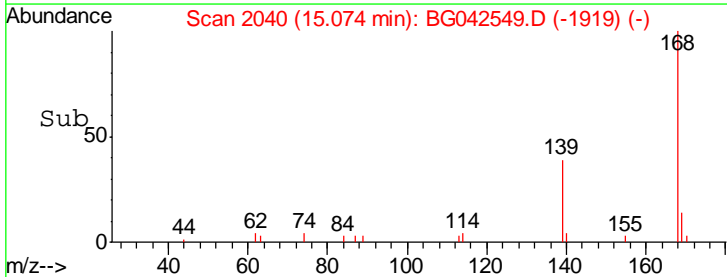
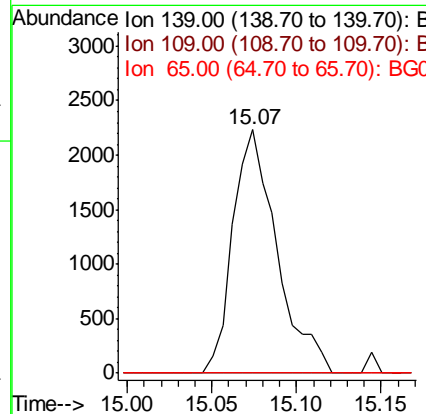
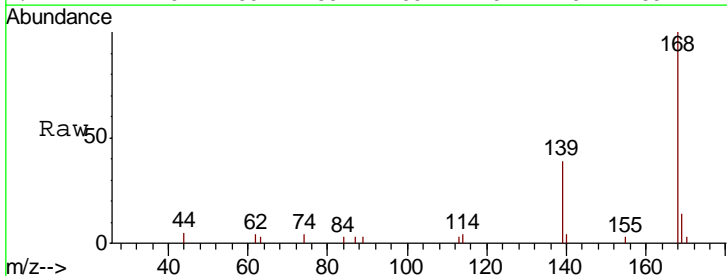
Instrument :  
 BNA\_G  
 ClientSampled :

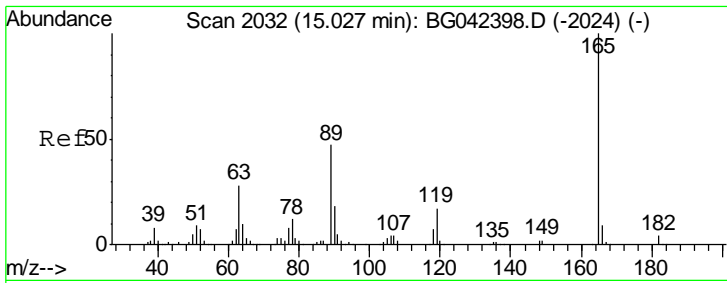
Tgt Ion	Resp	Lower	Upper
154	100		
153	101.5	90.2	135.4
152	48.0	43.2	64.8



#56  
 4-Nitrophenol  
 Concen: 3.386 ng  
 RT: 15.07 min Scan# 2040  
 Delta R.T. 0.18 min  
 Lab File: BG042549.D  
 Acq: 29 Aug 2019 2:02

Tgt Ion	Resp	Lower	Upper
139	100		
109	0.0	43.9	83.9#
65	0.0	56.3	96.3#

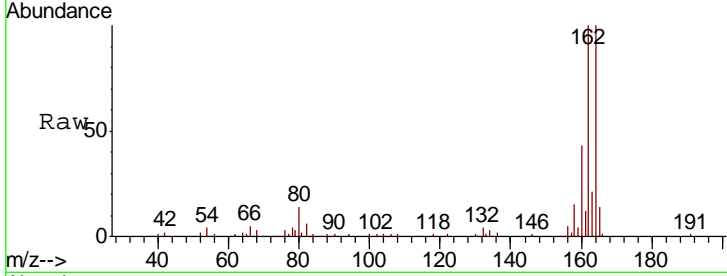




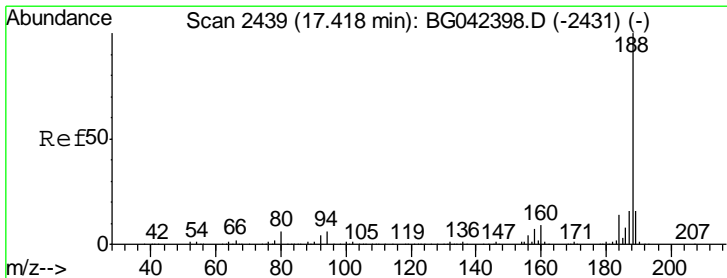
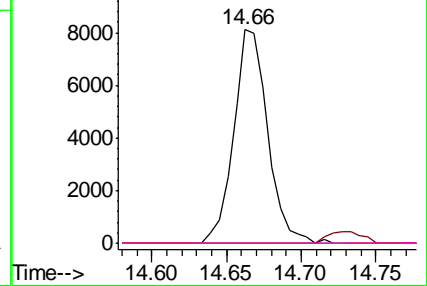
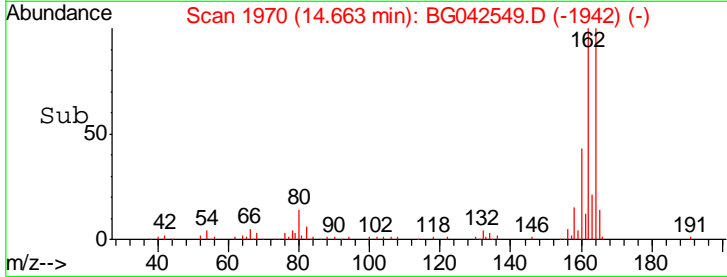
#57  
 2,4-Dinitrotoluene  
 Concen: 5.328 ng  
 RT: 14.66 min Scan# 1970  
 Delta R.T. -0.36 min  
 Lab File: BG042549.D  
 Acq: 29 Aug 2019 2:02

Instrument :  
 BNA\_G  
 ClientSampled :

Tgt Ion	Resp	Lower	Upper
165	12856		
63	0.0	22.5	33.7#
89	0.0	37.8	56.6#
182	0.0	3.0	4.4#

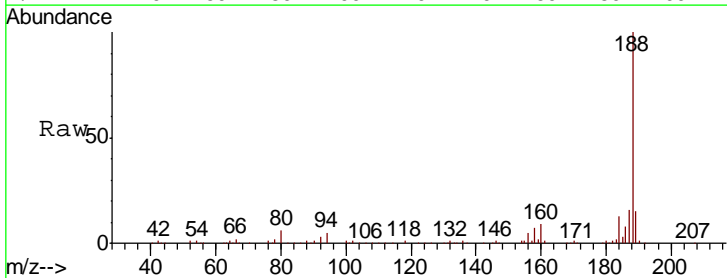


Abundance Ion 165.00 (164.70 to 165.70): E  
 Ion 63.00 (62.70 to 63.70): BGC  
 Ion 89.00 (88.70 to 89.70): BGC  
 Ion 182.00 (181.70 to 182.70): E

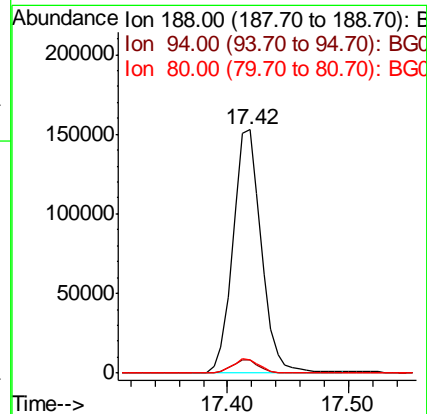
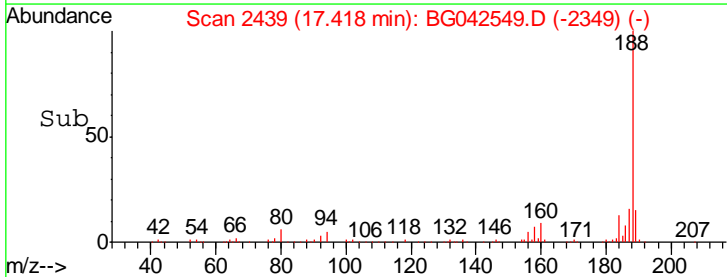


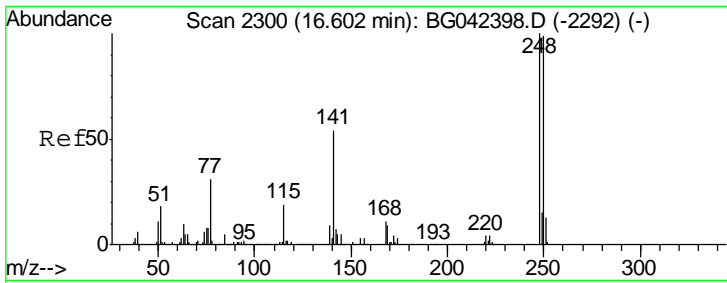
#64  
 Phenanthrene-d10  
 Concen: 20.000 ng  
 RT: 17.42 min Scan# 2439  
 Delta R.T. -0.00 min  
 Lab File: BG042549.D  
 Acq: 29 Aug 2019 2:02

Tgt Ion	Resp	Lower	Upper
188	250236		
94	5.5	4.5	6.7
80	5.7	4.9	7.3



Abundance Ion 188.00 (187.70 to 188.70): E  
 Ion 94.00 (93.70 to 94.70): BGC  
 Ion 80.00 (79.70 to 80.70): BGC

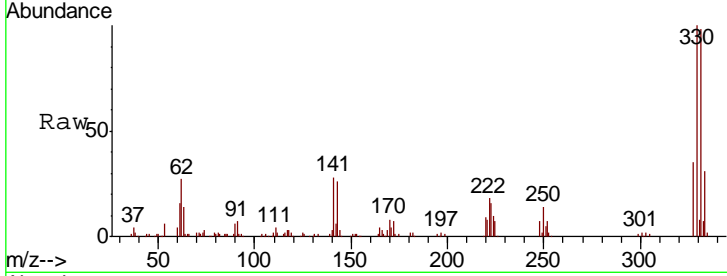




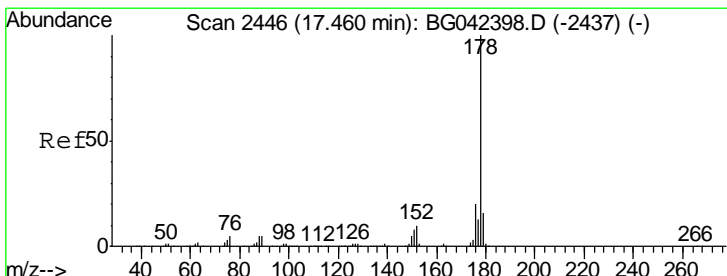
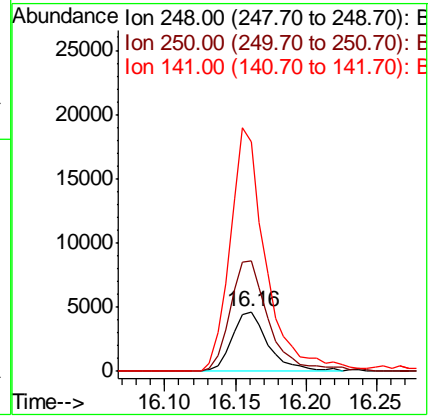
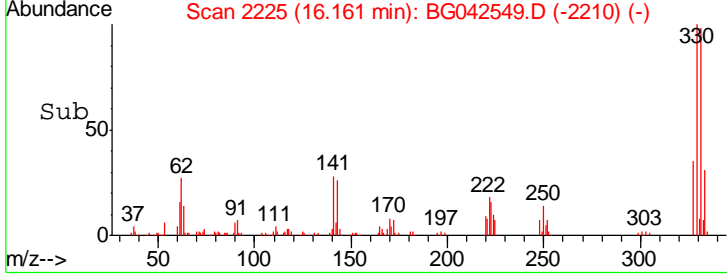
#67  
 4-Bromophenyl-phenylether  
 Concen: 2.616 ng  
 RT: 16.16 min Scan# 2225  
 Delta R.T. -0.44 min  
 Lab File: BG042549.D  
 Acq: 29 Aug 2019 2:02

Instrument :  
 BNA\_G  
 ClientSampled :

Tgt Ion	Resp	Lower	Upper
248	100		
250	186.1	78.9	118.3#
141	385.2	43.3	64.9#

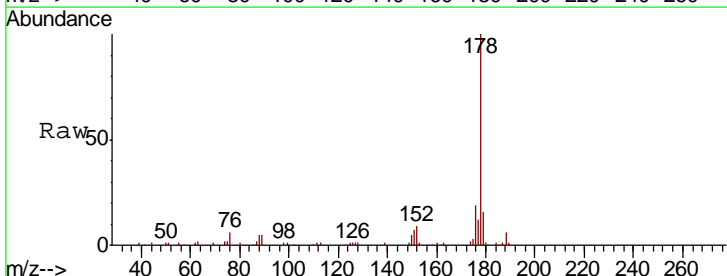


Abundance Ion 248.00 (247.70 to 248.70): E  
 Ion 250.00 (249.70 to 250.70): E  
 Ion 141.00 (140.70 to 141.70): E

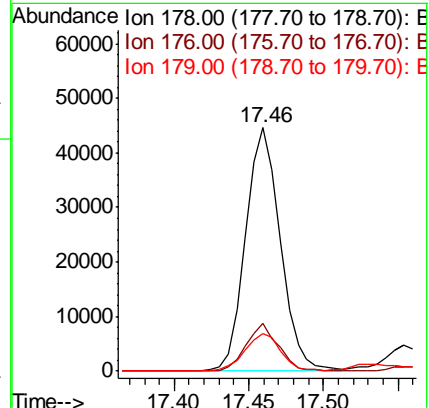
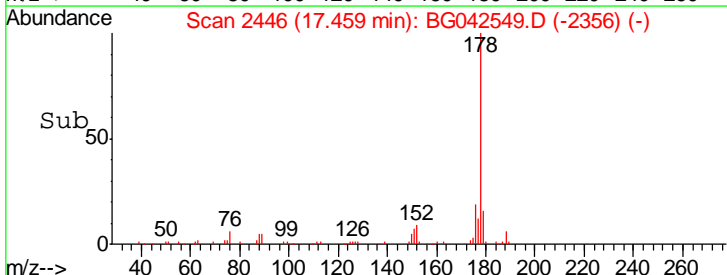


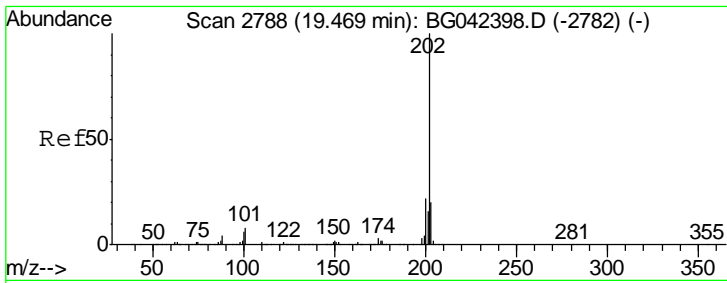
#71  
 Phenanthrene  
 Concen: 5.776 ng  
 RT: 17.46 min Scan# 2446  
 Delta R.T. -0.00 min  
 Lab File: BG042549.D  
 Acq: 29 Aug 2019 2:02

Tgt Ion	Resp	Lower	Upper
178	100		
176	19.5	15.9	23.9
179	15.6	12.7	19.1



Abundance Ion 178.00 (177.70 to 178.70): E  
 Ion 176.00 (175.70 to 176.70): E  
 Ion 179.00 (178.70 to 179.70): E

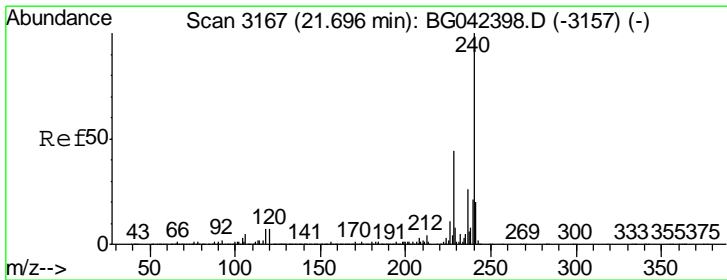
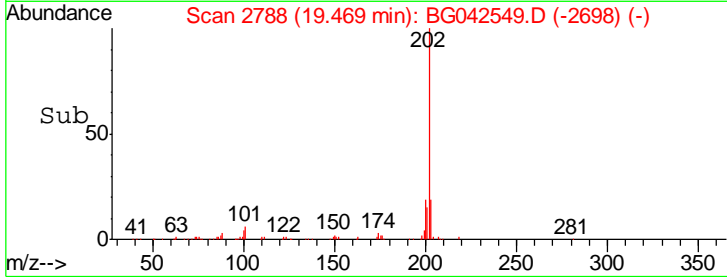
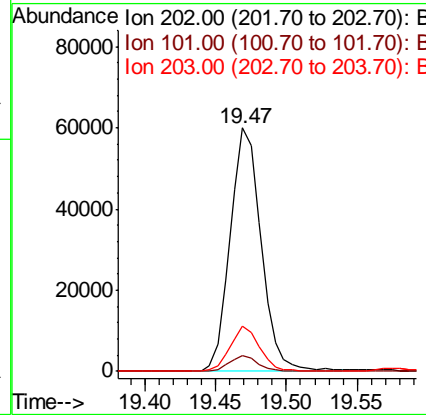
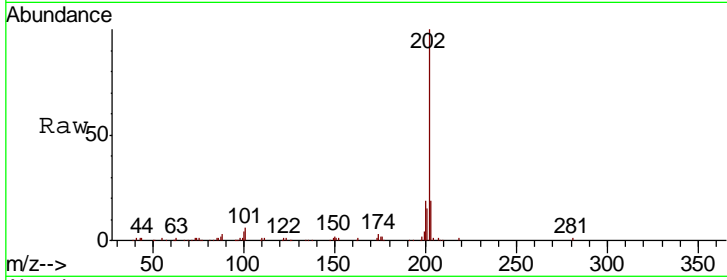




#75  
 Fluoranthene  
 Concen: 6.044 ng  
 RT: 19.47 min Scan# 2788  
 Delta R.T. -0.00 min  
 Lab File: BG042549.D  
 Acq: 29 Aug 2019 2:02

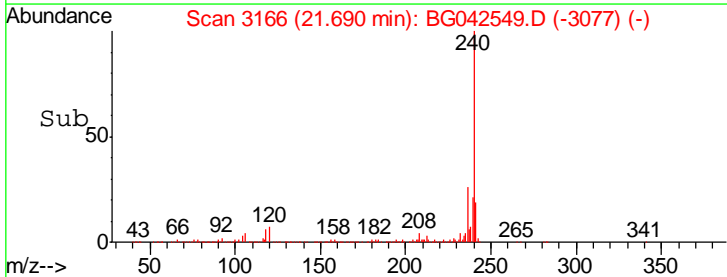
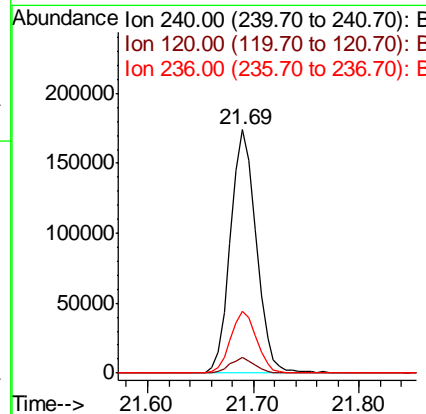
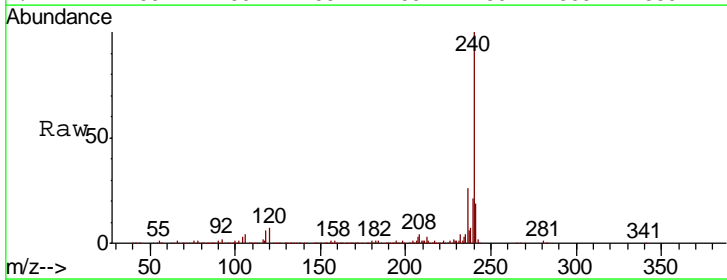
Instrument :  
 BNA\_G  
 ClientSampled :

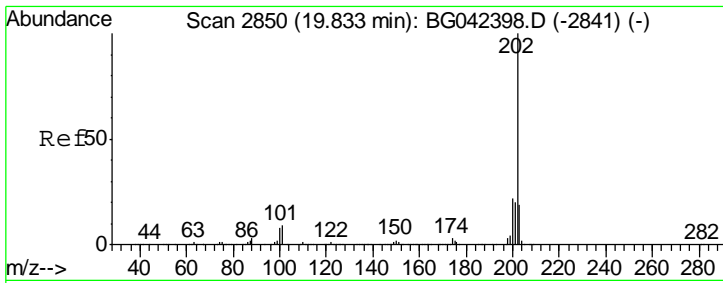
Tgt Ion	Resp	Lower	Upper
202	91686		
101	6.3	0.0	28.3
203	18.8	0.0	39.6



#76  
 Chrysene-d12  
 Concen: 20.000 ng  
 RT: 21.69 min Scan# 3166  
 Delta R.T. -0.01 min  
 Lab File: BG042549.D  
 Acq: 29 Aug 2019 2:02

Tgt Ion	Resp	Lower	Upper
240	294644		
120	6.6	5.7	8.5
236	25.6	21.0	31.4

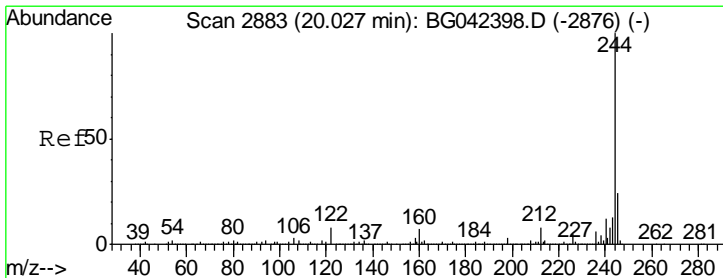

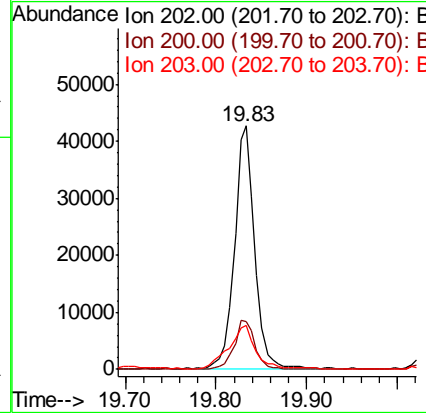
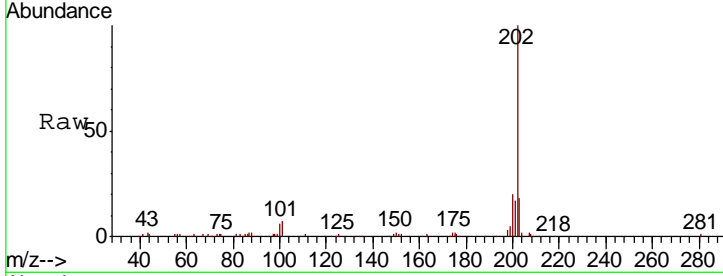




#78  
 Pyrene  
 Concen: 3.683 ng  
 RT: 19.83 min Scan# 2850  
 Delta R.T. -0.00 min  
 Lab File: BG042549.D  
 Acq: 29 Aug 2019 2:02


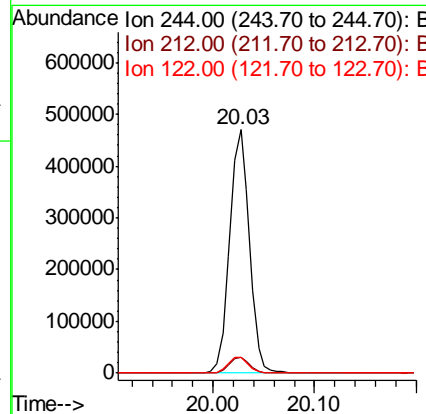

Instrument :  
 BNA\_G  
 ClientSampled :

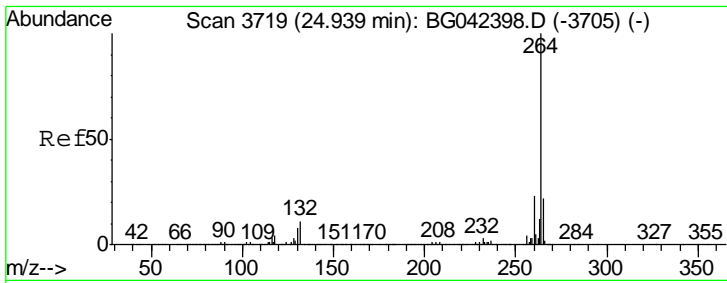
Tgt Ion	Resp	Lower	Upper
202	66536		
200	19.7	17.8	26.6
203	18.0	15.5	23.3



#79  
 Terphenyl-d14  
 Concen: 46.614 ng  
 RT: 20.03 min Scan# 2883  
 Delta R.T. -0.00 min  
 Lab File: BG042549.D  
 Acq: 29 Aug 2019 2:02

Tgt Ion	Resp	Lower	Upper
244	635293		
212	6.7	6.0	9.0
122	6.5	6.7	10.1#





#87  
 Perylene-d12  
 Concen: 20.000 ng  
 RT: 24.93 min Scan# 3718  
 Delta R.T. -0.01 min  
 Lab File: BG042549.D  
 Acq: 29 Aug 2019 2:02

Instrument :  
 BNA\_G  
 ClientSampled :

Tot Ion: 264 Resp: 344805

Ion	Ratio	Lower	Upper
264	100		
260	22.2	18.5	27.7
265	21.9	17.6	26.4

