

Data Path : Z:\HPCHEM1\BNA\_G\DATA\BG090916\  
 Data File : BG023971.D  
 Acq On : 9 Sep 2016 10:21  
 Operator : UM/SJ  
 Sample : SSTDCCC040  
 Misc :  
 ALS Vial : 2 Sample Multiplier: 1

Instrument :  
 BNA\_G  
 ClientSampleId :  
 SSTDCCC040

Quant Time: Sep 09 12:51:11 2016  
 Quant Method : Z:\HPCHEM1\BNA\_G\METHODS\8270-BG083116.M  
 Quant Title : ASP BNA STANDARDS FOR 5 POINT CALIBRATION  
 QLast Update : Fri Sep 09 12:43:30 2016  
 Response via : Initial Calibration

Internal Standards	R.T.	QIon	Response	Conc	Units	Dev(Min)
1) 1,4-Dichlorobenzene-d4	8.10	152	55007	20.00	ng	0.00
21) Naphthalene-d8	10.94	136	275844	20.00	ng	0.00
38) Acenaphthene-d10	14.77	164	235528	20.00	ng	0.00
63) Phenanthrene-d10	17.53	188	614746	20.00	ng	0.00
75) Chrysene-d12	21.84	240	661280	20.00	ng	0.00
86) Perylene-d12	25.21	264	661797	20.00	ng	0.00

## System Monitoring Compounds

5) 2-Fluorophenol	5.65	112	258756	82.59	ng	0.00
7) Phenol-d6	7.28	99	413212	85.68	ng	0.00
23) Nitrobenzene-d5	9.28	82	534334	86.48	ng	0.00
41) 2,4,6-Tribromophenol	16.27	330	345133	81.33	ng	0.00
44) 2-Fluorobiphenyl	13.38	172	1220532	74.30	ng	0.00
78) Terphenyl-d14	20.13	244	2112721	72.76	ng	0.00

## Target Compounds

Target Compounds	R.T.	QIon	Response	Conc	Units	Qvalue
2) 1,4-Dioxane	3.49	88	48447	37.49	ng	93
3) Pyridine	3.91	79	169737	43.71	ng	96
4) n-Nitrosodimethylamine	3.82	42	98589	48.16	ng	# 78
6) Aniline	7.43	93	277135	43.29	ng	97
8) 2-Chlorophenol	7.67	128	146999	40.50	ng	99
9) Benzaldehyde	7.24	77	136320	39.78	ng	89
10) Phenol	7.30	94	213092	42.00	ng	93
11) bis(2-Chloroethyl)ether	7.52	93	154388	38.68	ng	86
12) 1,3-Dichlorobenzene	7.99	146	161862	38.10	ng	97
13) 1,4-Dichlorobenzene	8.14	146	172286	38.28	ng	99
14) 1,2-Dichlorobenzene	8.46	146	166303	39.37	ng	91
15) Benzyl Alcohol	8.36	79	196644	46.25	ng	95
16) 2,2'-oxybis(1-Chloropropan	8.63	45	209880	39.23	ng	90
17) 2-Methylphenol	8.56	107	145720	42.63	ng	96
18) Hexachloroethane	9.19	117	68472	39.51	ng	91
19) n-Nitroso-di-n-propylamine	8.91	70	180294	42.32	ng	89
20) 3+4-Methylphenols	8.90	107	211345	44.37	ng	95
22) Acetophenone	8.94	105	296160	41.47	ng	# 98
24) Nitrobenzene	9.33	77	285237	42.93	ng	96
25) Isophorone	9.85	82	513456	42.85	ng	96
26) 2-Nitrophenol	10.05	139	103306	40.90	ng	96
27) 2,4-Dimethylphenol	10.11	122	184913	43.08	ng	88
28) bis(2-Chloroethoxy)methane	10.33	93	251135	41.51	ng	100
29) 2,4-Dichlorophenol	10.59	162	204237	44.91	ng	99
30) 1,2,4-Trichlorobenzene	10.79	180	201339	40.36	ng	99
31) Naphthalene	10.99	128	564222	39.70	ng	99
32) Benzoic acid	10.29	122	147851	42.41	ng	98
33) 4-Chloroaniline	11.11	127	260271	43.85	ng	96
34) Hexachlorobutadiene	11.26	225	159208	42.49	ng	96
35) Caprolactam	11.92	113	71380	44.53	ng	# 84
36) 4-Chloro-3-methylphenol	12.24	107	280262	46.12	ng	93
37) 2-Methylnaphthalene	12.59	142	450557	41.67	ng	97
39) 1,2,4,5-Tetrachlorobenzene	12.96	216	302538	38.70	ng	99
40) Hexachlorocyclopentadiene	12.93	237	156349	37.33	ng	99

Data Path : Z:\HPCHEM1\BNA\_G\DATA\BG090916\  
 Data File : BG023971.D  
 Acq On : 9 Sep 2016 10:21  
 Operator : UM/SJ  
 Sample : SSTDCCC040  
 Misc :  
 ALS Vial : 2 Sample Multiplier: 1

Instrument :  
 BNA\_G  
 ClientSampleId :  
 SSTDCCC040

Quant Time: Sep 09 12:51:11 2016  
 Quant Method : Z:\HPCHEM1\BNA\_G\METHODS\8270-BG083116.M  
 Quant Title : ASP BNA STANDARDS FOR 5 POINT CALIBRATION  
 QLast Update : Fri Sep 09 12:43:30 2016  
 Response via : Initial Calibration

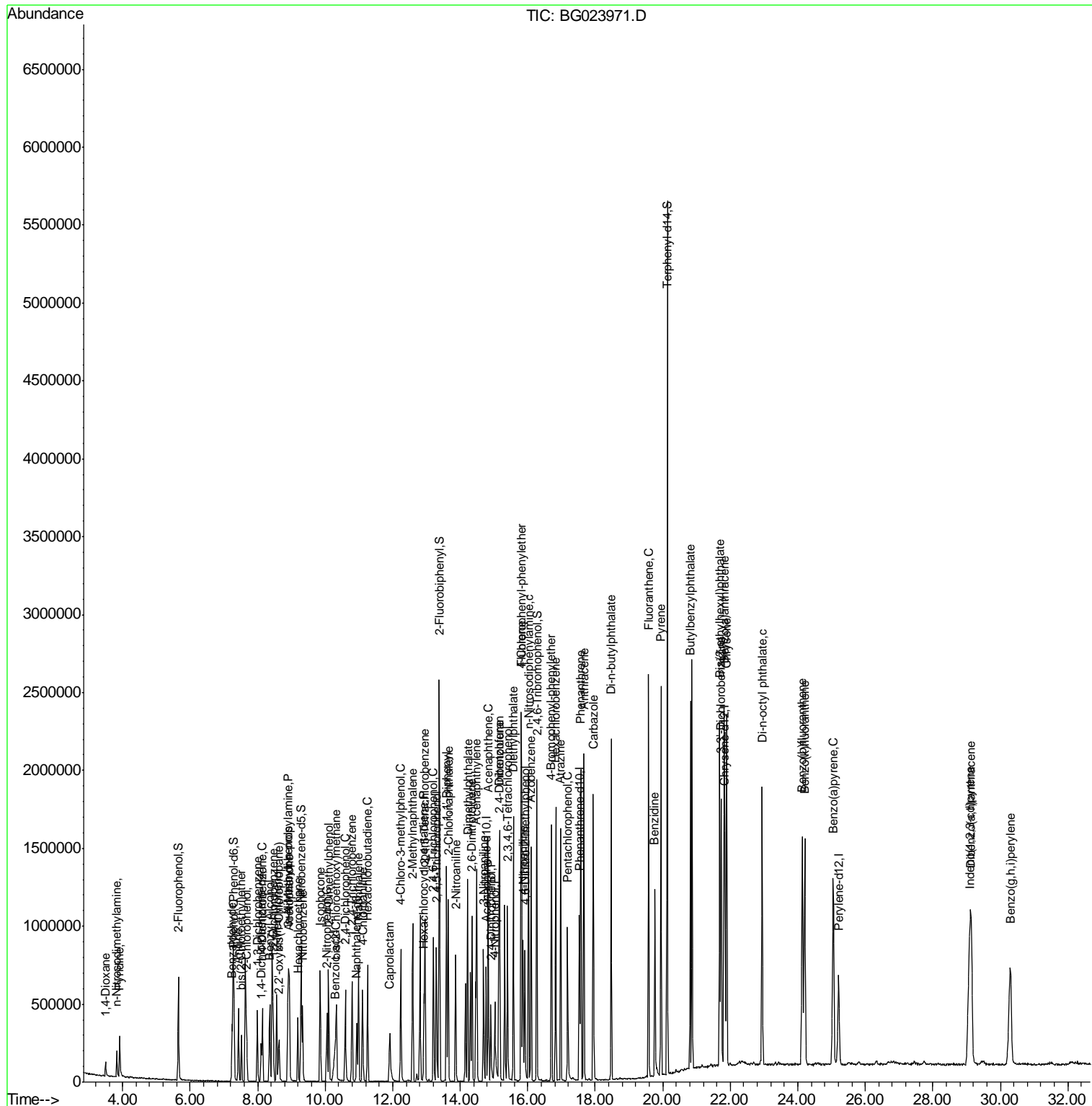
Internal Standards	R.T.	QIon	Response	Conc	Units	Dev(Min)
42) 2,4,6-Trichlorophenol	13.21	196	212558	40.74	ng	97
43) 2,4,5-Trichlorophenol	13.29	196	217679	41.28	ng	92
45) 1,1'-Biphenyl	13.60	154	705994	37.27	ng	98
46) 2-Chloronaphthalene	13.64	162	525336	37.77	ng	97
47) 2-Nitroaniline	13.86	65	250959	45.81	ng	97
48) Acenaphthylene	14.49	152	887604	38.29	ng	98
49) Dimethylphthalate	14.22	163	773658	38.31	ng	99
50) 2,6-Dinitrotoluene	14.35	165	167801	39.36	ng	92
51) Acenaphthene	14.83	154	544338	37.98	ng	95
52) 3-Nitroaniline	14.69	138	168662	42.29	ng	88
53) 2,4-Dinitrophenol	14.91	184	106012	37.75	ng	91
54) Dibenzofuran	15.16	168	869081	38.85	ng	99
55) 4-Nitrophenol	15.02	139	124061	39.10	ng	# 81
56) 2,4-Dinitrotoluene	15.15	165	256701	40.96	ng	91
57) Fluorene	15.82	166	753446	38.84	ng	99
58) 2,3,4,6-Tetrachlorophenol	15.41	232	226858	42.38	ng	96
59) Diethylphthalate	15.58	149	831765	38.58	ng	99
60) 4-Chlorophenyl-phenylether	15.80	204	425280	40.73	ng	98
61) 4-Nitroaniline	15.86	138	167524	41.55	ng	97
62) Azobenzene	16.10	77	849420	40.68	ng	97
64) 4,6-Dinitro-2-methylphenol	15.92	198	175928	41.22	ng	93
65) n-Nitrosodiphenylamine	16.02	169	713607	40.87	ng	98
66) 4-Bromophenyl-phenylether	16.70	248	310539	41.52	ng	99
67) Hexachlorobenzene	16.83	284	338872	38.63	ng	97
68) Atrazine	16.98	200	309159	41.15	ng	98
69) Pentachlorophenol	17.19	266	183869	39.47	ng	98
70) Phenanthrene	17.57	178	1247609	39.01	ng	98
71) Anthracene	17.66	178	1275126	39.09	ng	99
72) Carbazole	17.94	167	1127605	38.09	ng	97
73) Di-n-butylphthalate	18.47	149	1349470	38.21	ng	99
74) Fluoranthene	19.58	202	1482517	38.50	ng	97
76) Benzidine	19.76	184	715750	34.95	ng	96
77) Pyrene	19.95	202	1497524	36.82	ng	96
79) Butylbenzylphthalate	20.82	149	625145	39.87	ng	99
80) Benzo(a)anthracene	21.82	228	1507054	40.71	ng	96
81) 3,3'-Dichlorobenzidine	21.73	252	610706	41.27	ng	# 98
82) Chrysene	21.89	228	1417300	40.22	ng	98
83) Bis(2-ethylhexyl)phthalate	21.69	149	869805	40.52	ng	97
84) Di-n-octyl phthalate	22.94	149	1477900	41.98	ng	99
85) Indeno(1,2,3-cd)pyrene	29.09	276	1792849	45.96	ng	# 100
87) Benzo(b)fluoranthene	24.14	252	1562086	41.55	ng	99
88) Benzo(k)fluoranthene	24.21	252	1494597	40.09	ng	# 99
89) Benzo(a)pyrene	25.05	252	1472851	41.26	ng	# 98
90) Dibenzo(a,h)anthracene	29.14	278	1458008	41.53	ng	98
91) Benzo(g,h,i)perylene	30.30	276	1459591	43.23	ng	# 96

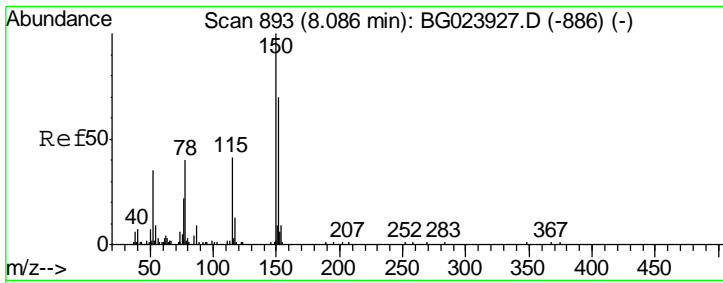
(#) = qualifier out of range (m) = manual integration (+) = signals summed

Data Path : Z:\HPCHEM1\BNA\_G\DATA\BG090916\  
 Data File : BG023971.D  
 Acq On : 9 Sep 2016 10:21  
 Operator : UM/SJ  
 Sample : SSTDCCC040  
 Misc :  
 ALS Vial : 2 Sample Multiplier: 1

Instrument :  
 BNA\_G  
 Client Sampled :  
 SSTDCCC040

Quant Time: Sep 09 12:51:11 2016  
 Quant Method : Z:\HPCHEM1\BNA\_G\METHODS\8270-BG083116.M  
 Quant Title : ASP BNA STANDARDS FOR 5 POINT CALIBRATION  
 QLast Update : Fri Sep 09 12:43:30 2016  
 Response via : Initial Calibration

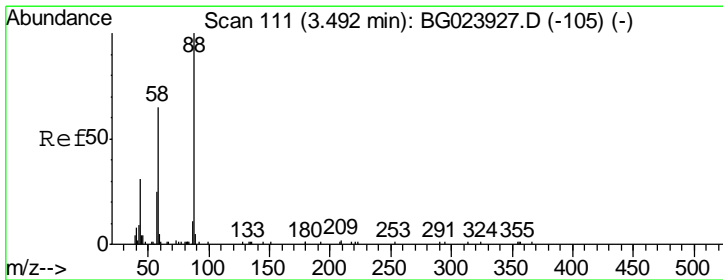
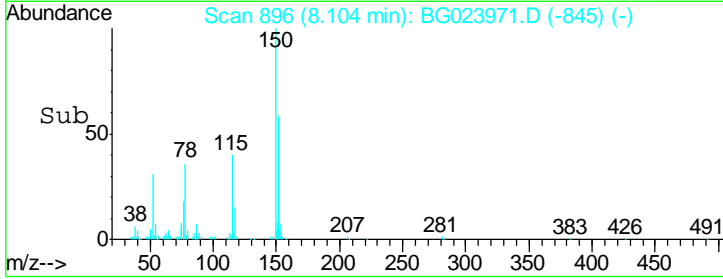
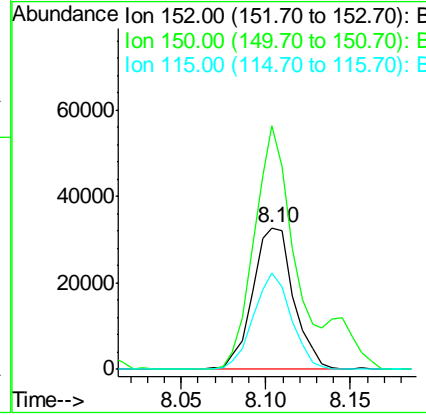
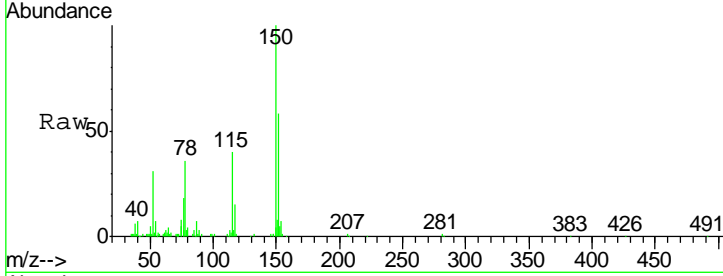




#1  
 1,4-Dichlorobenzene-d4  
 Concen: 20.00 ng  
 RT: 8.10 min Scan# 896  
 Delta R.T. 0.00 min  
 Lab File: BG023971.D  
 Acq: 9 Sep 2016 10:21

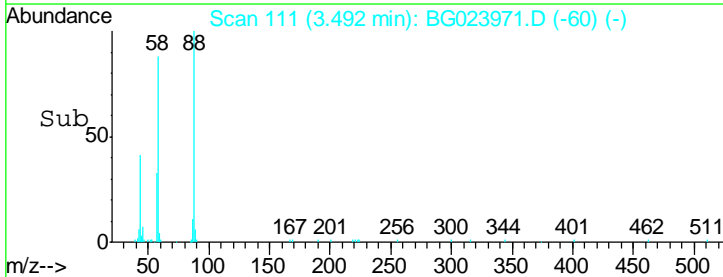
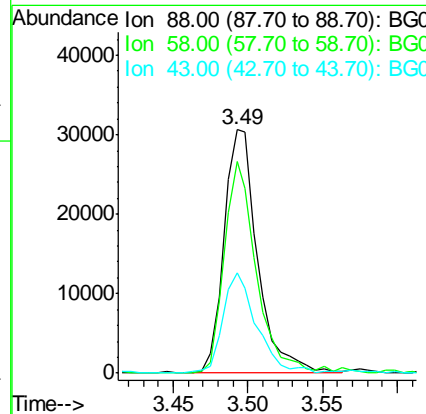
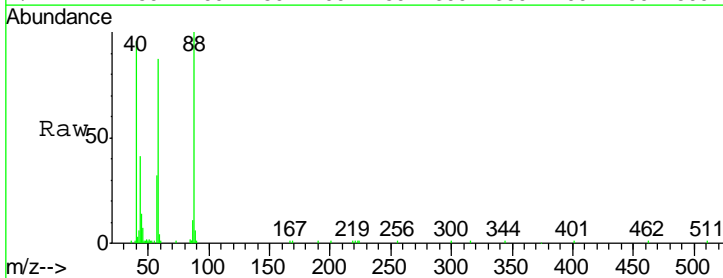
Instrument :  
 BNA\_G  
 ClientSampleId :  
 SSTDCCC040

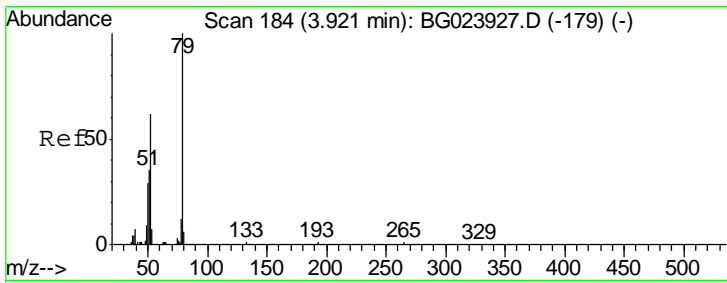
Tgt Ion	Resp	Lower	Upper
152	100		
150	172.4	144.7	217.1
115	68.7	64.0	96.0



#2  
 1,4-Dioxane  
 Concen: 37.49 ng  
 RT: 3.49 min Scan# 111  
 Delta R.T. 0.00 min  
 Lab File: BG023971.D  
 Acq: 9 Sep 2016 10:21

Tgt Ion	Resp	Lower	Upper
88	100		
58	82.5	60.4	90.6
43	41.1	31.1	46.7

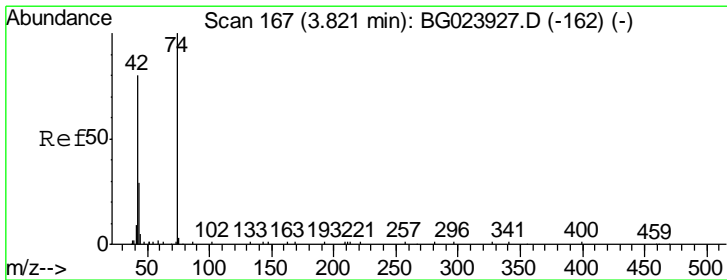

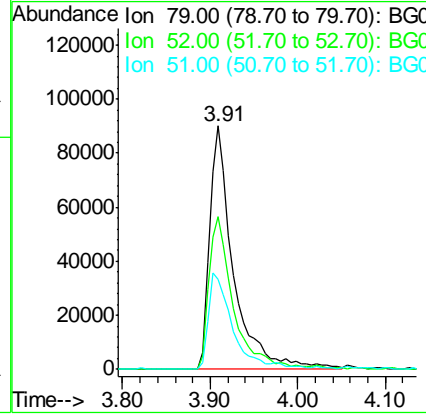





#3  
 Pyridine  
 Concen: 43.71 ng  
 RT: 3.91 min Scan# 182  
 Delta R.T. 0.00 min  
 Lab File: BG023971.D  
 Acq: 9 Sep 2016 10:21


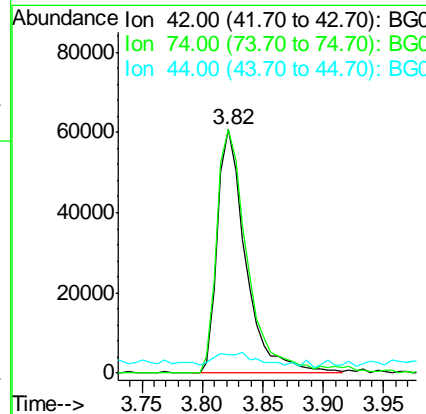

Instrument :  
 BNA\_G  
 ClientSampleId :  
 SSTDCCC040

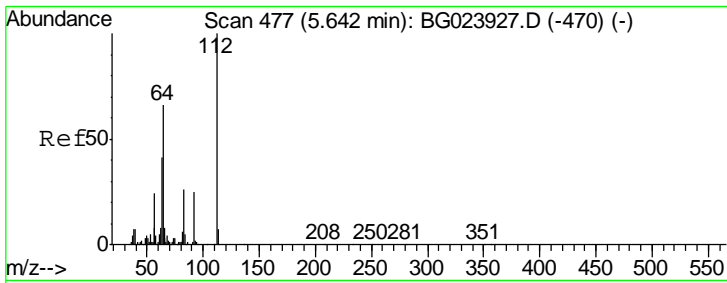
Tgt Ion	Resp	Lower	Upper
79	100		
52	62.6	51.8	77.8
51	37.2	32.7	49.1



#4  
 n-Nitrosodimethylamine  
 Concen: 48.16 ng  
 RT: 3.82 min Scan# 167  
 Delta R.T. 0.00 min  
 Lab File: BG023971.D  
 Acq: 9 Sep 2016 10:21

Tgt Ion	Resp	Lower	Upper
42	100		
74	100.2	100.6	150.8#
44	7.6	4.5	6.7#


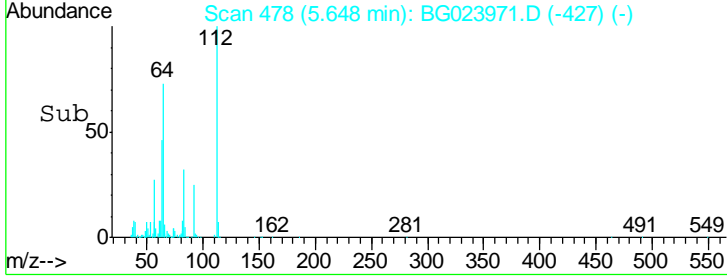
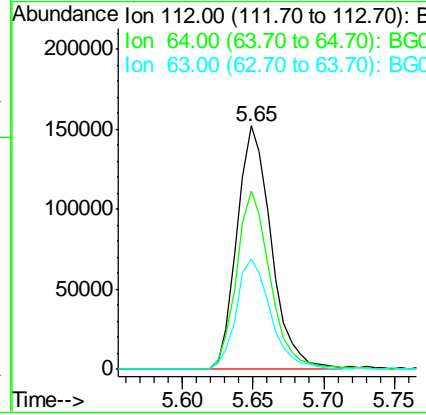
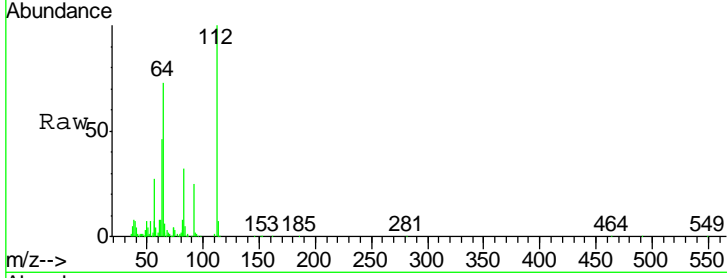




#5  
 2-Fluorophenol  
 Concen: 82.59 ng  
 RT: 5.65 min Scan# 478  
 Delta R.T. 0.00 min  
 Lab File: BG023971.D  
 Acq: 9 Sep 2016 10:21

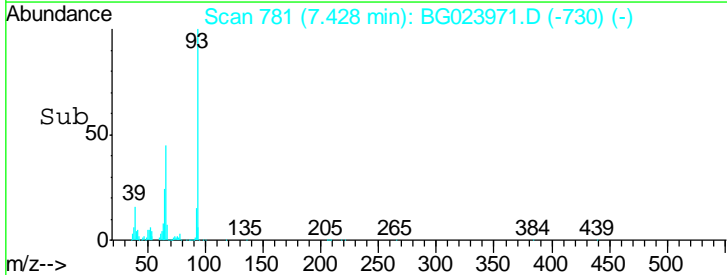
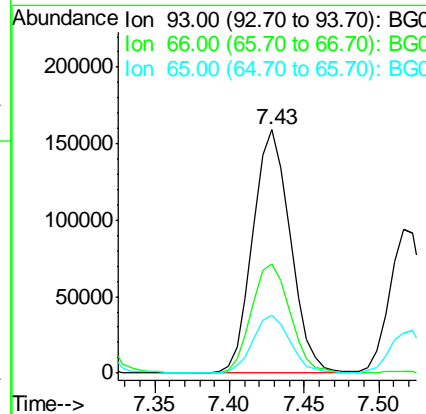
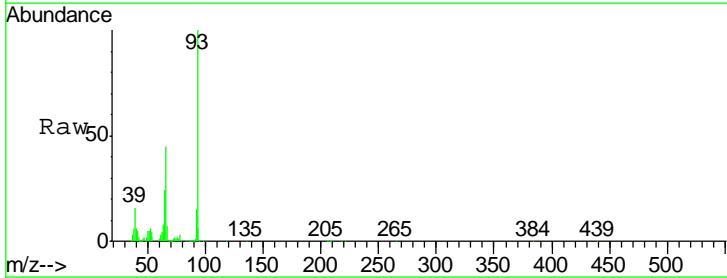
Instrument :  
 BNA\_G  
 ClientSampleId :  
 SSTDCCC040

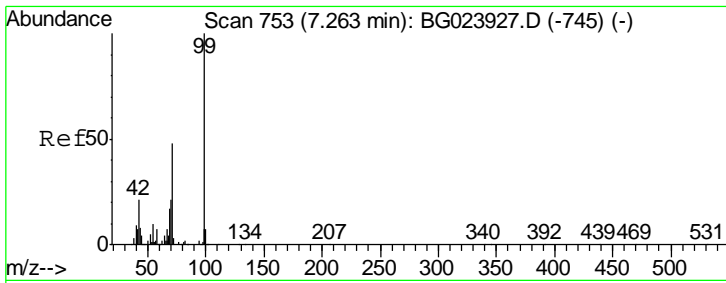
Tgt Ion	Resp	Lower	Upper
112	100		
64	73.2	59.0	88.4
63	45.5	37.8	56.8



#6  
 Aniline  
 Concen: 43.29 ng  
 RT: 7.43 min Scan# 781  
 Delta R.T. 0.00 min  
 Lab File: BG023971.D  
 Acq: 9 Sep 2016 10:21

Tgt Ion	Resp	Lower	Upper
93	100		
66	44.8	37.5	56.3
65	23.6	17.9	26.9

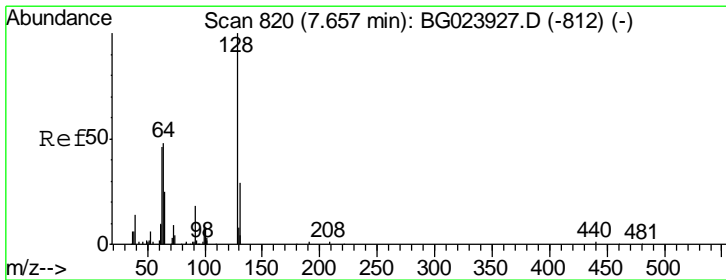
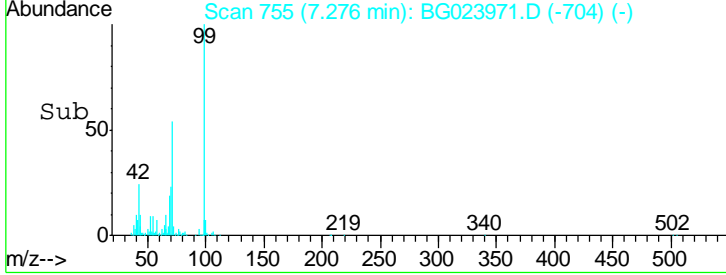
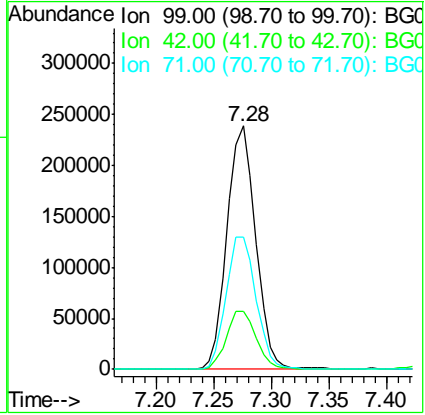
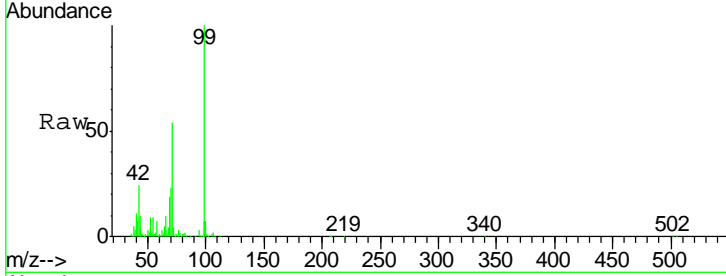




#7  
 Phenol-d6  
 Concen: 85.68 ng  
 RT: 7.28 min Scan# 755  
 Delta R.T. 0.00 min  
 Lab File: BG023971.D  
 Acq: 9 Sep 2016 10:21

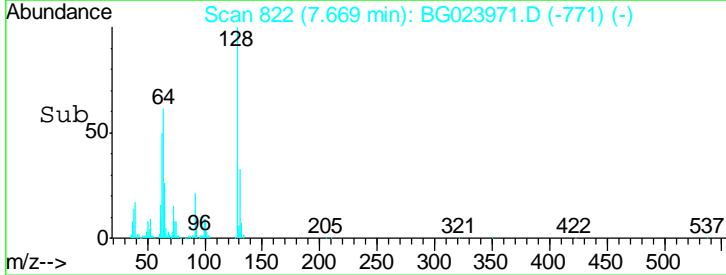
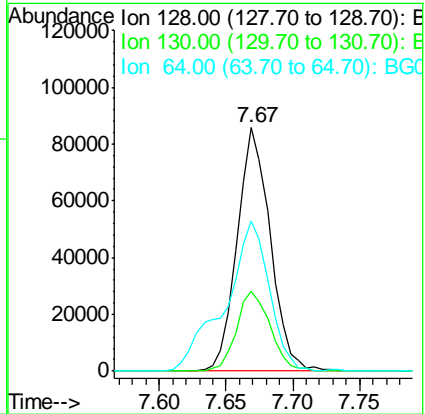
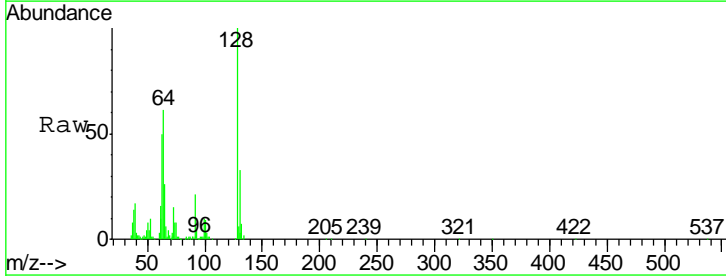
**Instrument :**  
 BNA\_G  
**ClientSampleId :**  
 SSTDCCC040

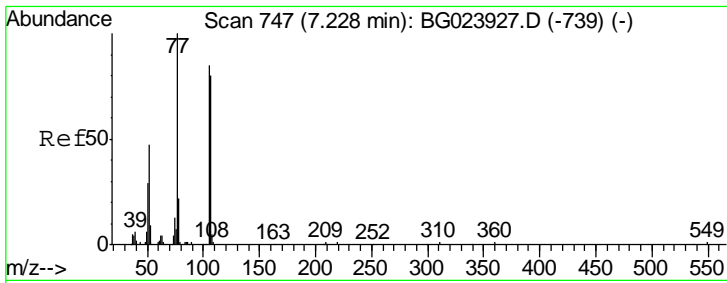
Tgt Ion	Resp	Lower	Upper
99	413212		
42	23.8	17.8	26.6
71	54.4	41.5	62.3



#8  
 2-Chlorophenol  
 Concen: 40.50 ng  
 RT: 7.67 min Scan# 822  
 Delta R.T. 0.00 min  
 Lab File: BG023971.D  
 Acq: 9 Sep 2016 10:21

Tgt Ion	Resp	Lower	Upper
128	146999		
130	32.8	12.9	52.9
64	61.4	42.0	82.0


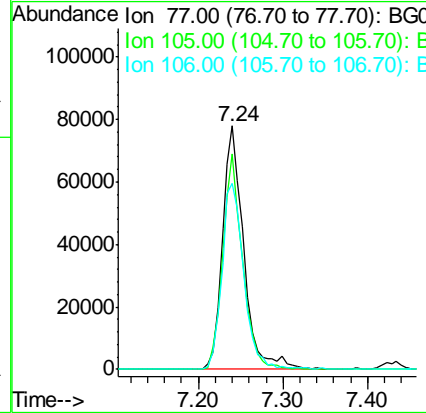
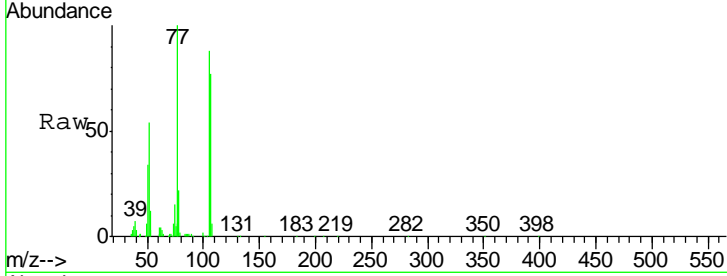




#9  
Benzaldehyde  
Concen: 39.78 ng  
RT: 7.24 min Scan# 749  
Delta R.T. 0.00 min  
Lab File: BG023971.D  
Acq: 9 Sep 2016 10:21


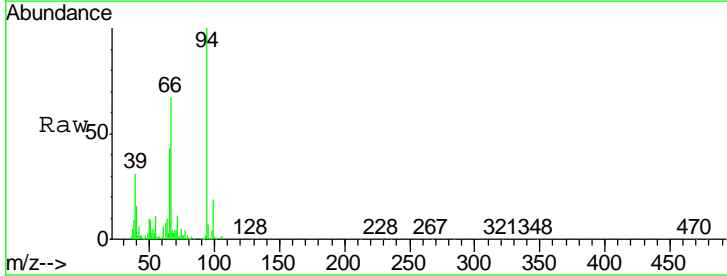
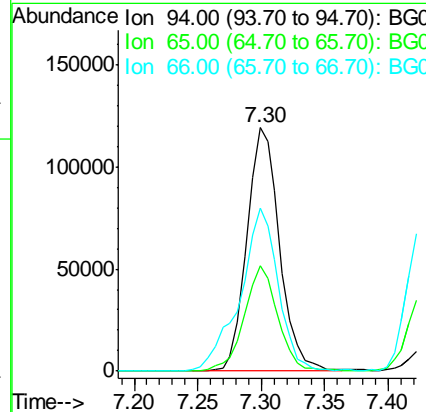
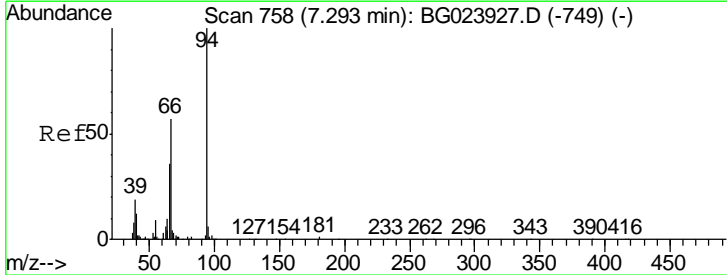
Tgt Ion	Resp	Lower	Upper
77	100		
105	88.3	58.7	98.7
106	76.6	67.5	107.5

**Instrument :**  
BNA\_G  
**ClientSampled :**  
SSTDCCC040

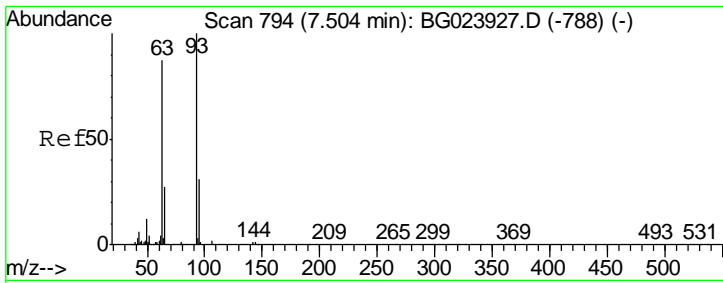


#10  
Phenol  
Concen: 42.00 ng  
RT: 7.30 min Scan# 759  
Delta R.T. 0.00 min  
Lab File: BG023971.D  
Acq: 9 Sep 2016 10:21

Tgt Ion	Resp	Lower	Upper
94	100		
65	43.2	18.1	58.1
66	67.2	42.1	82.1



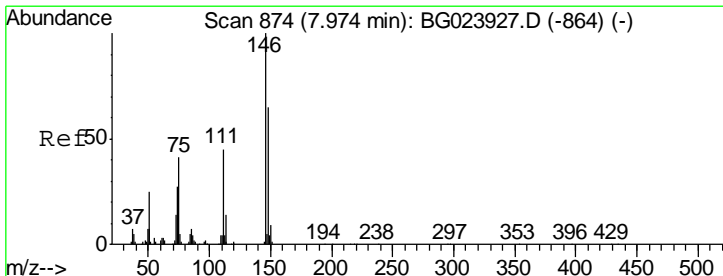
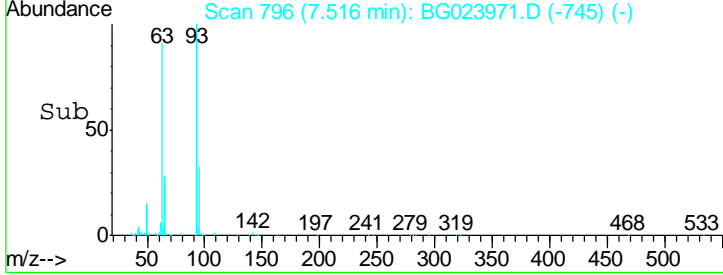
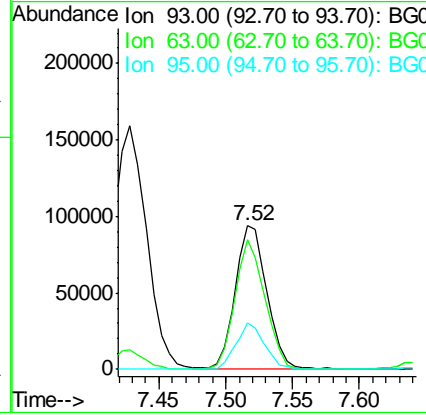
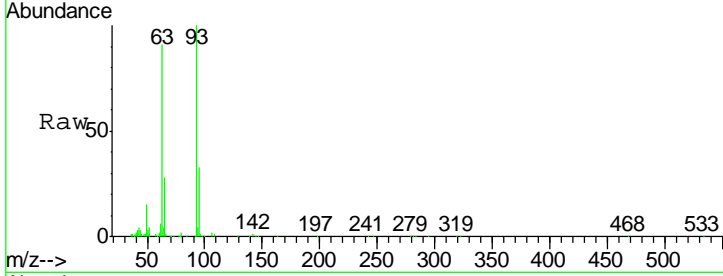




#11  
 bis(2-Chloroethyl)ether  
 Concen: 38.68 ng  
 RT: 7.52 min Scan# 796  
 Delta R.T. 0.00 min  
 Lab File: BG023971.D  
 Acq: 9 Sep 2016 10:21

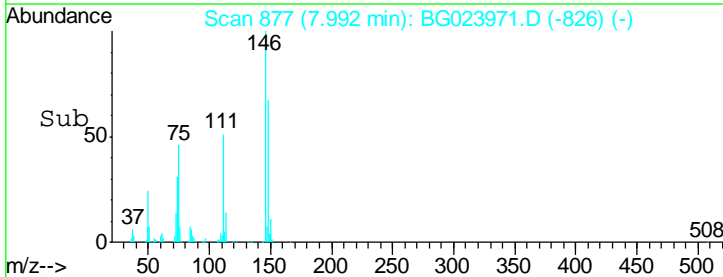
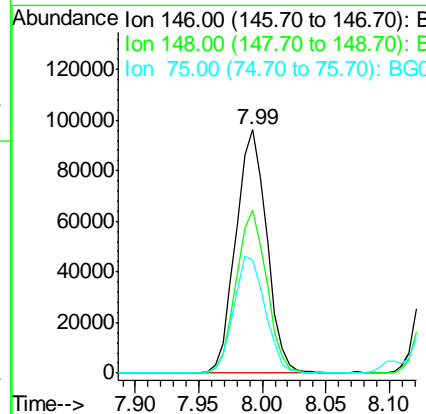
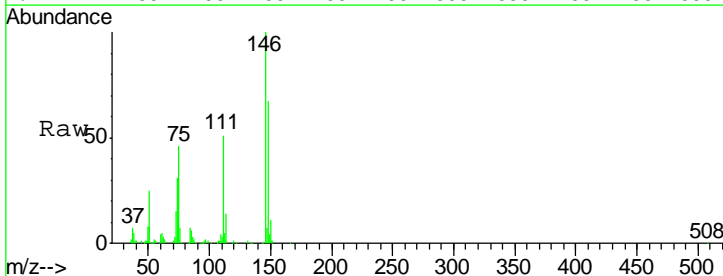
Instrument :  
 BNA\_G  
 ClientSampleId :  
 SSTDCCC040

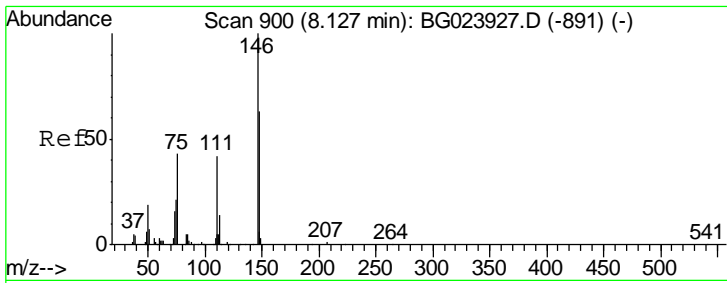
Tgt Ion	Resp	Lower	Upper
93	154388		
93	100		
63	90.6	55.0	95.0
95	32.8	11.0	51.0



#12  
 1,3-Dichlorobenzene  
 Concen: 38.10 ng  
 RT: 7.99 min Scan# 877  
 Delta R.T. 0.00 min  
 Lab File: BG023971.D  
 Acq: 9 Sep 2016 10:21

Tgt Ion	Resp	Lower	Upper
146	161862		
146	100		
148	67.1	50.3	75.5
75	46.4	37.0	55.6

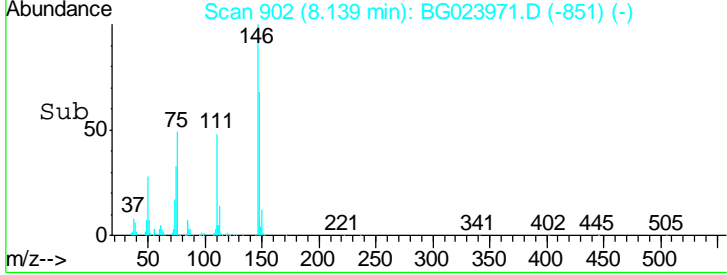
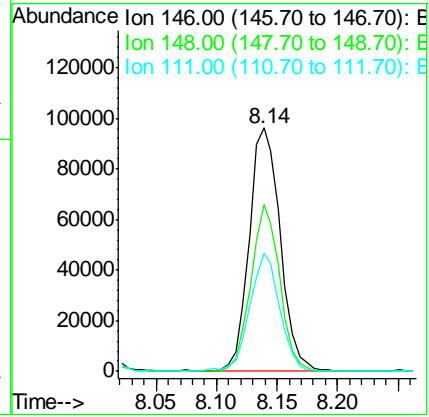
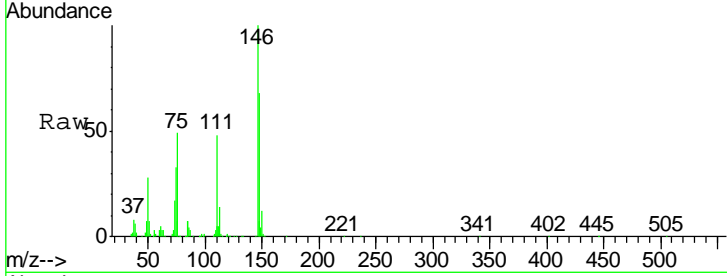




#13  
 1,4-Dichlorobenzene  
 Concen: 38.28 ng  
 RT: 8.14 min Scan# 902  
 Delta R.T. 0.00 min  
 Lab File: BG023971.D  
 Acq: 9 Sep 2016 10:21

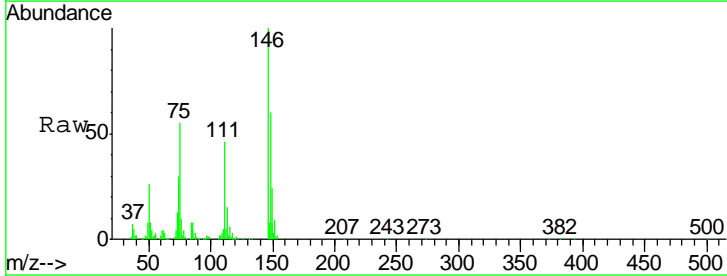
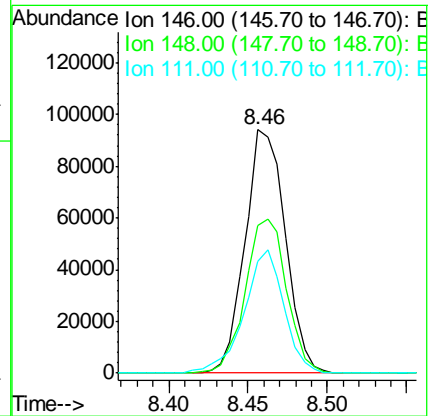
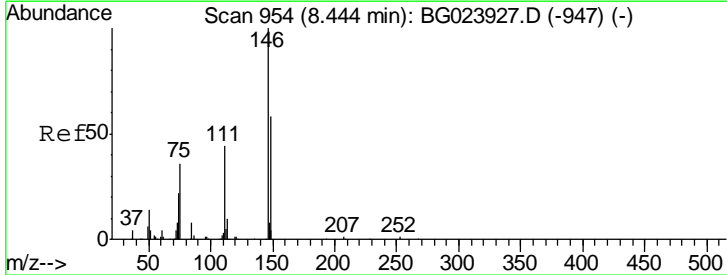
**Instrument :**  
 BNA\_G  
**ClientSampleId :**  
 SSTDCCC040

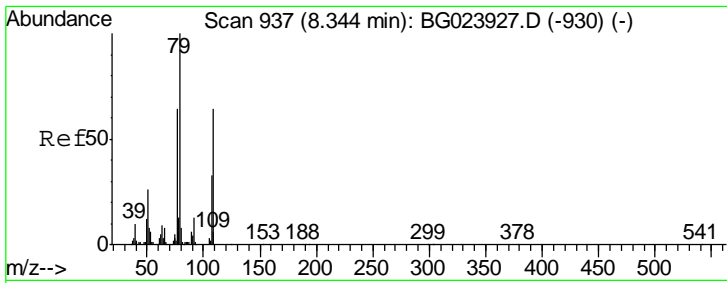
Tgt Ion	Resp	Lower	Upper
146	172286		
148	68.4	54.5	81.7
111	48.5	37.8	56.8



#14  
 1,2-Dichlorobenzene  
 Concen: 39.37 ng  
 RT: 8.46 min Scan# 956  
 Delta R.T. 0.00 min  
 Lab File: BG023971.D  
 Acq: 9 Sep 2016 10:21

Tgt Ion	Resp	Lower	Upper
146	166303		
148	60.5	52.9	79.3
111	45.7	43.5	65.3

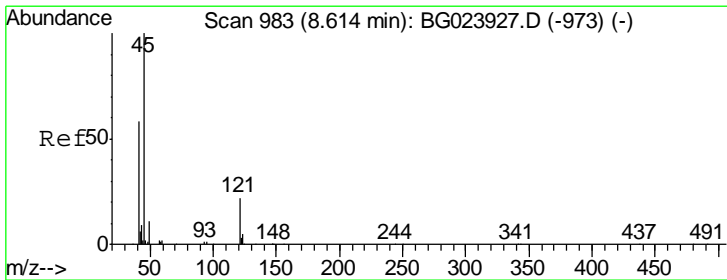

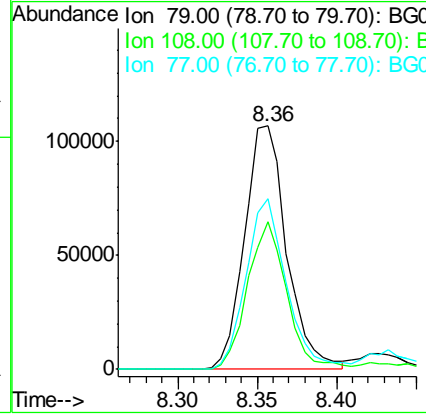
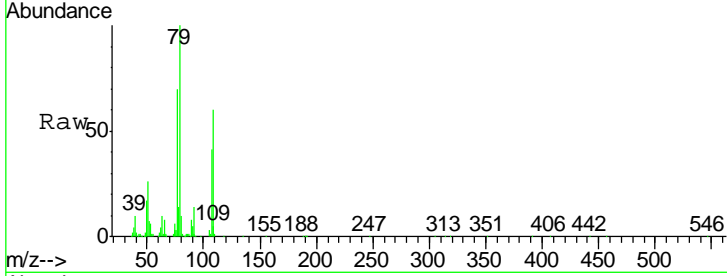




#15  
 Benzyl Alcohol  
 Concen: 46.25 ng  
 RT: 8.36 min Scan# 939  
 Delta R.T. 0.00 min  
 Lab File: BG023971.D  
 Acq: 9 Sep 2016 10:21

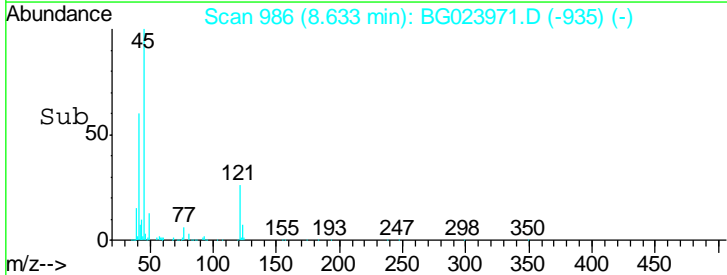
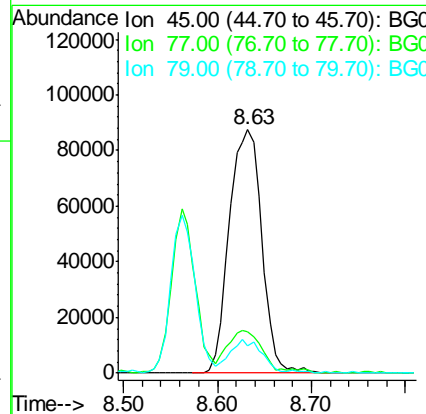
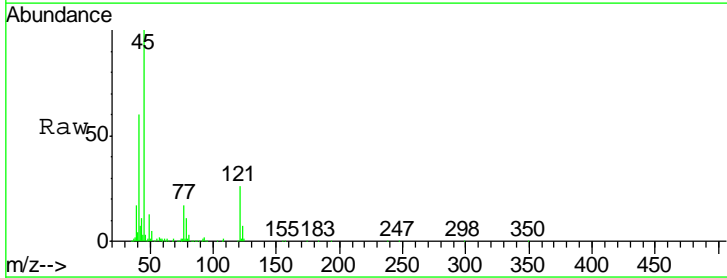
Instrument :  
 BNA\_G  
 ClientSampleId :  
 SSTDCCC040

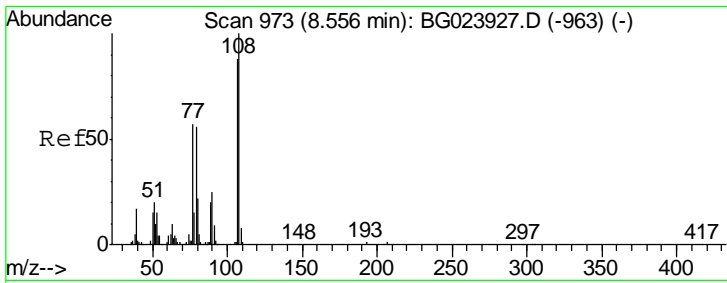
Tgt Ion	Resp	Lower	Upper
79	196644		
108	60.5	46.5	69.7
77	70.3	52.3	78.5



#16  
 2,2'-oxybis(1-Chloropropane)  
 Concen: 39.23 ng  
 RT: 8.63 min Scan# 986  
 Delta R.T. 0.00 min  
 Lab File: BG023971.D  
 Acq: 9 Sep 2016 10:21

Tgt Ion	Resp	Lower	Upper
45	209880		
77	16.9	0.6	40.6
79	11.2	0.0	36.2

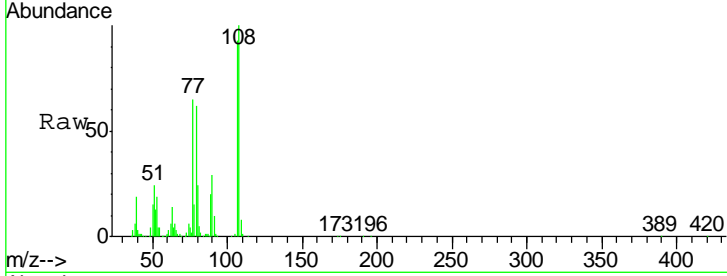




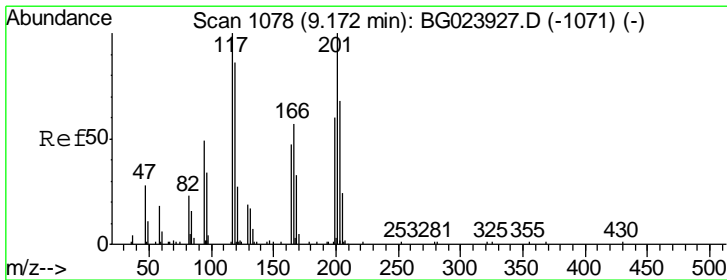
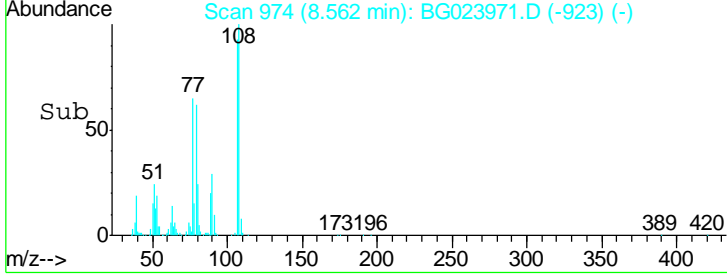
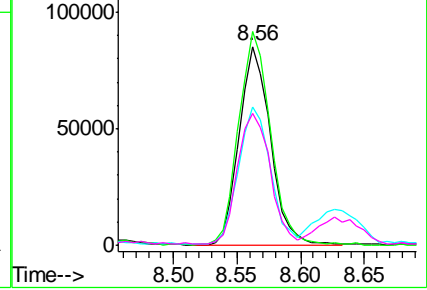
#17  
 2-Methylphenol  
 Concen: 42.63 ng  
 RT: 8.56 min Scan# 974  
 Delta R.T. 0.00 min  
 Lab File: BG023971.D  
 Acq: 9 Sep 2016 10:21

Instrument :  
 BNA\_G  
 ClientSampleId :  
 SSTDCCC040

Tgt Ion	Resp	Lower	Upper
107	145720		
108	107.5	92.0	138.0
77	69.4	55.8	83.6
79	66.6	55.0	82.6

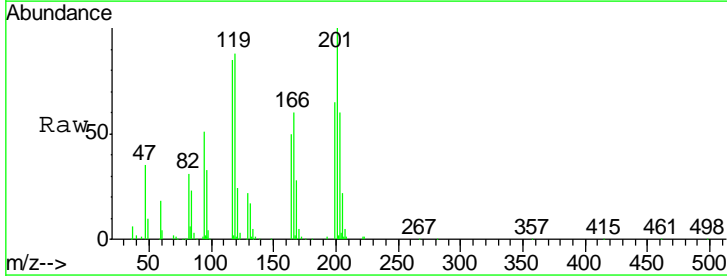


Abundance Ion 107.00 (106.70 to 107.70): E  
 Ion 108.00 (107.70 to 108.70): E  
 Ion 77.00 (76.70 to 77.70): BGD  
 Ion 79.00 (78.70 to 79.70): BGD

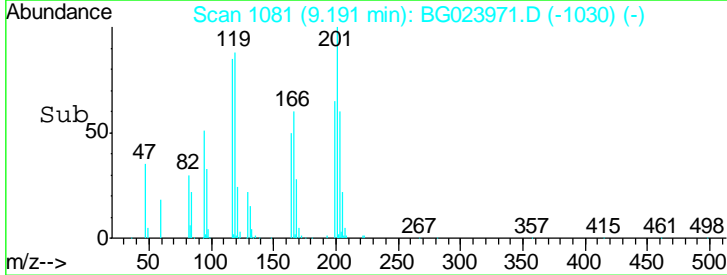
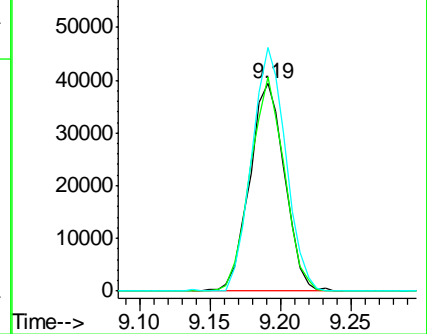


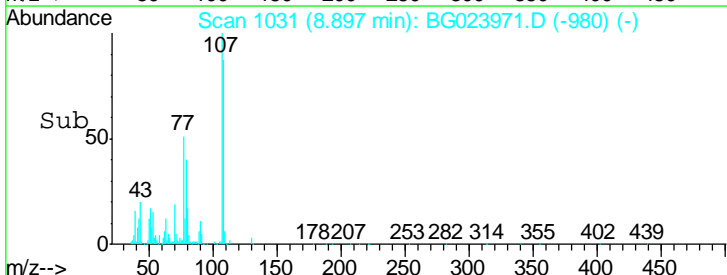
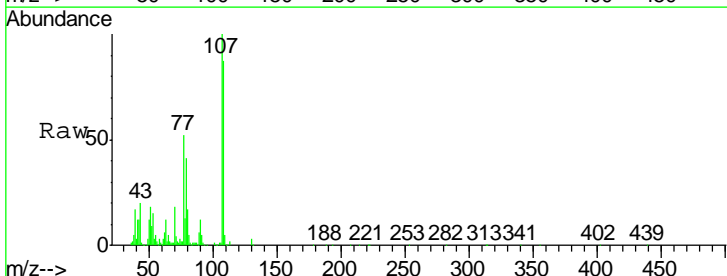
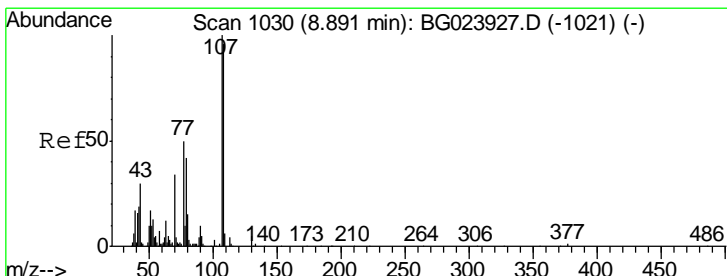
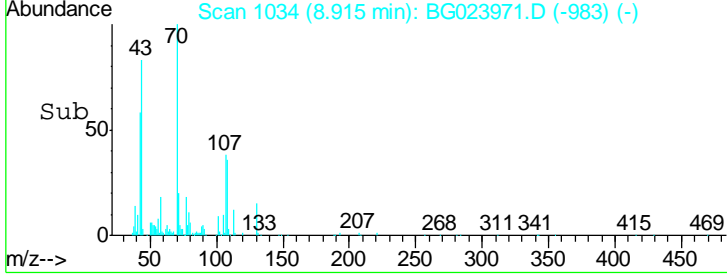
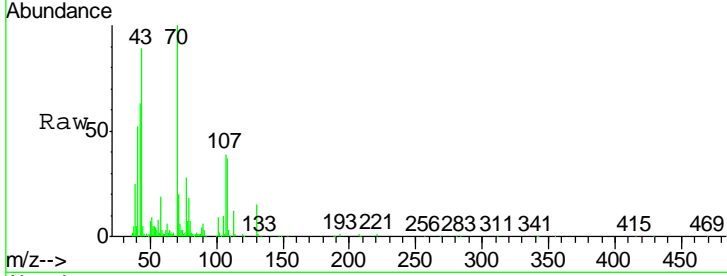
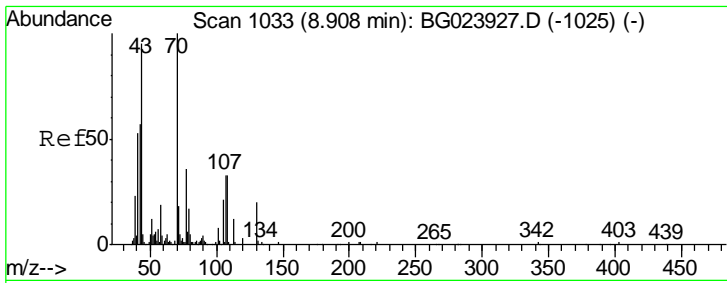
#18  
 Hexachloroethane  
 Concen: 39.51 ng  
 RT: 9.19 min Scan# 1081  
 Delta R.T. 0.00 min  
 Lab File: BG023971.D  
 Acq: 9 Sep 2016 10:21

Tgt Ion	Resp	Lower	Upper
117	68472		
119	103.3	73.7	110.5
201	117.4	88.7	133.1



Abundance Ion 117.00 (116.70 to 117.70): E  
 Ion 119.00 (118.70 to 119.70): E  
 Ion 201.00 (200.70 to 201.70): E

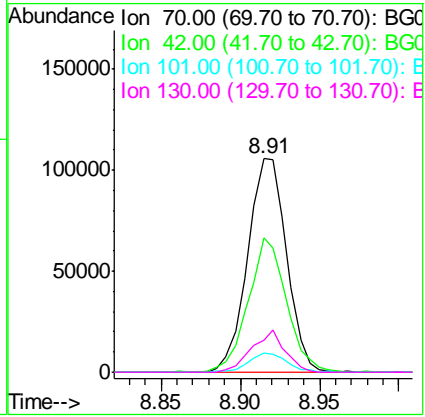




#19  
 n-Nitroso-di-n-propylamine  
 Concen: 42.32 ng  
 RT: 8.91 min Scan# 1034  
 Delta R.T. 0.00 min  
 Lab File: BG023971.D  
 Acq: 9 Sep 2016 10:21

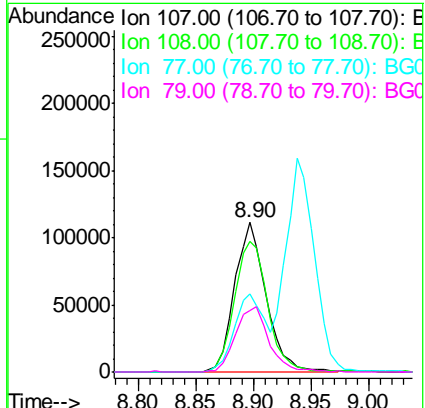
Instrument :  
 BNA\_G  
 ClientSampled :  
 SSTDCCC040

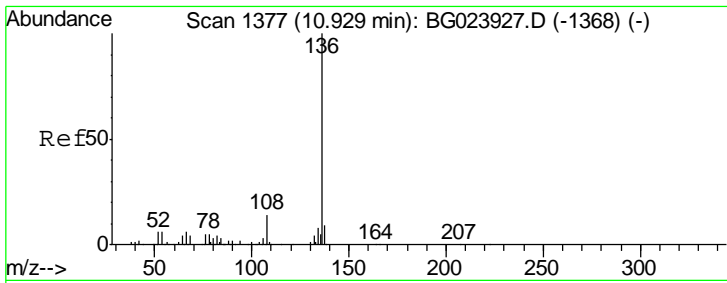
Tgt Ion	Resp	Lower	Upper
70	180294		
70	100		
42	62.7	42.1	63.1
101	9.3	7.2	10.8
130	15.2	14.2	21.2



#20  
 3+4-Methylphenols  
 Concen: 44.37 ng  
 RT: 8.90 min Scan# 1031  
 Delta R.T. 0.00 min  
 Lab File: BG023971.D  
 Acq: 9 Sep 2016 10:21

Tgt Ion	Resp	Lower	Upper
107	211345		
107	100		
108	87.5	72.5	112.5
77	52.0	30.1	70.1
79	40.9	24.2	64.2




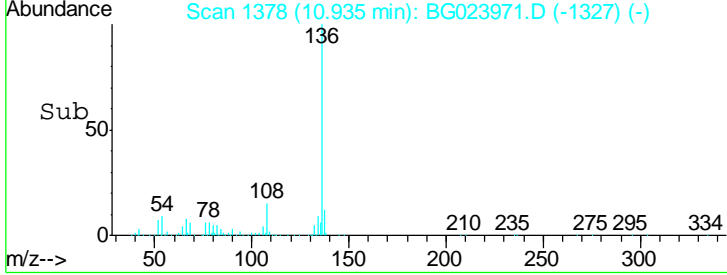
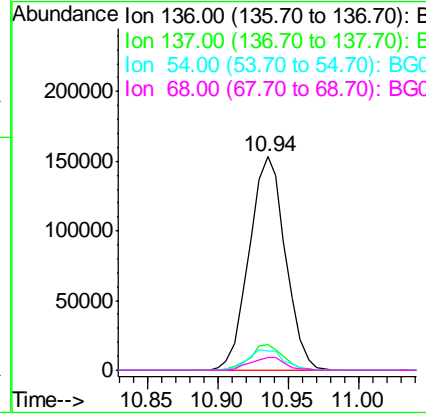
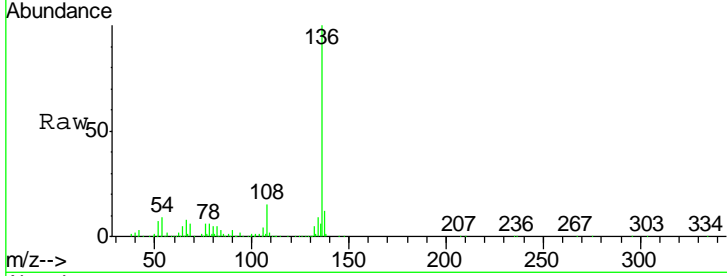


#21  
 Naphthalene-d8  
 Concen: 20.00 ng  
 RT: 10.94 min Scan# 1378  
 Delta R.T. 0.00 min  
 Lab File: BG023971.D  
 Acq: 9 Sep 2016 10:21

Instrument :  
 BNA\_G  
 ClientSampleId :  
 SSTDCCC040

Tgt Ion:136 Resp: 275844


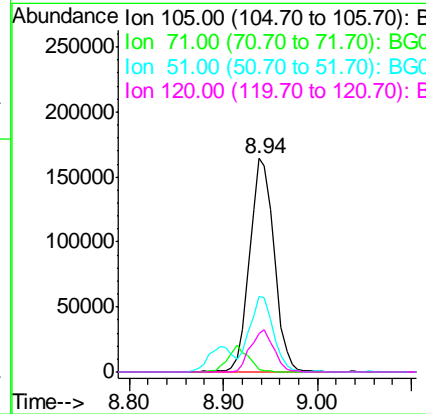

Ion	Ratio	Lower	Upper
136	100		
137	12.1	9.6	14.4
54	9.2	7.3	10.9
68	6.1	5.3	7.9

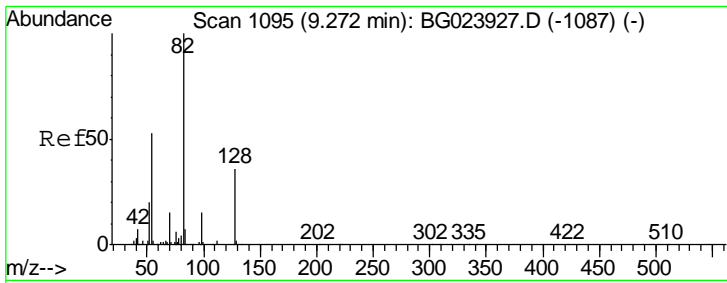


#22  
 Acetophenone  
 Concen: 41.47 ng  
 RT: 8.94 min Scan# 1038  
 Delta R.T. 0.00 min  
 Lab File: BG023971.D  
 Acq: 9 Sep 2016 10:21

Tgt Ion:105 Resp: 296160

Ion	Ratio	Lower	Upper
105	100		
71	1.4	2.6	3.8#
51	35.2	27.1	40.7
120	18.3	15.1	22.7

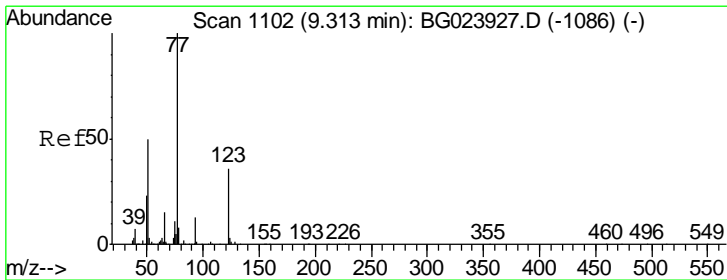
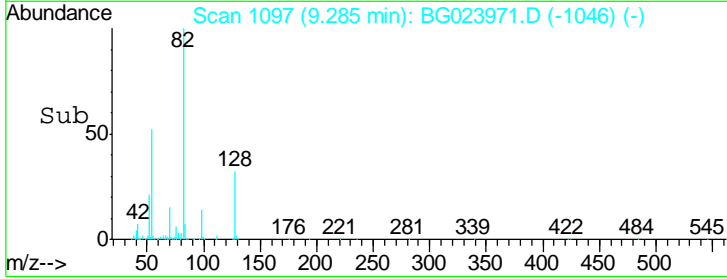
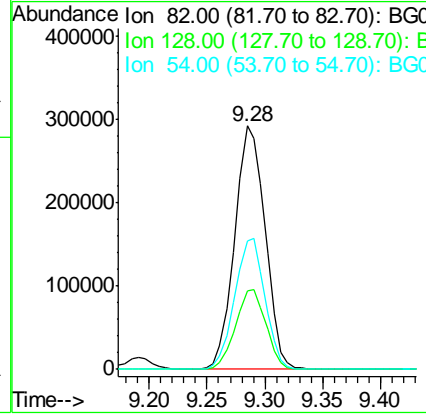
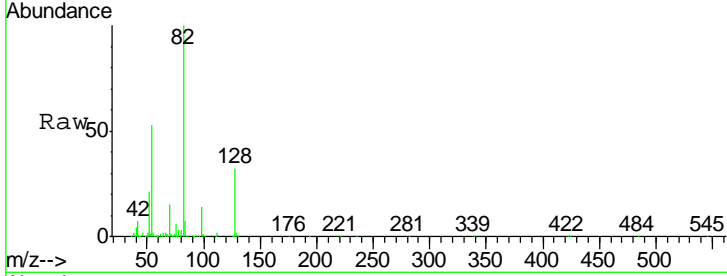




#23  
 Nitrobenzene-d5  
 Concen: 86.48 ng  
 RT: 9.28 min Scan# 1097  
 Delta R.T. 0.00 min  
 Lab File: BG023971.D  
 Acq: 9 Sep 2016 10:21

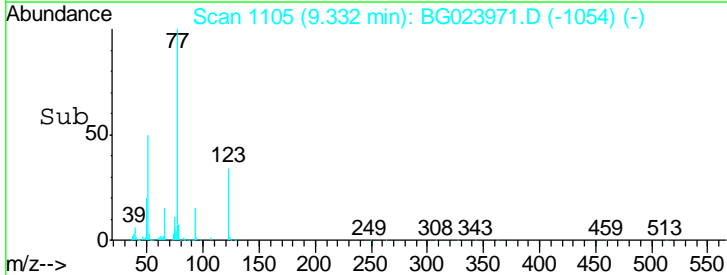
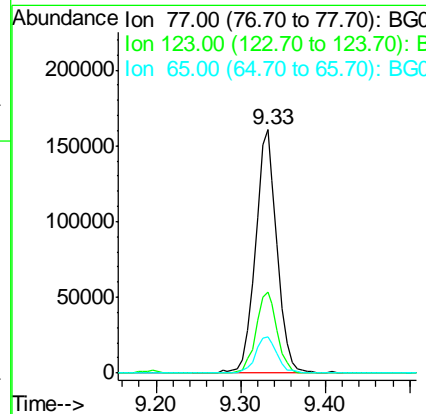
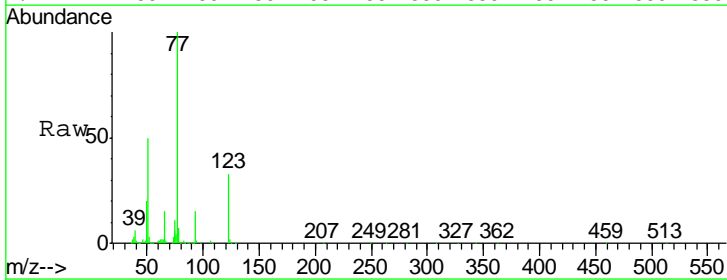
Instrument :  
 BNA\_G  
 ClientSampleID :  
 SSTDCCC040

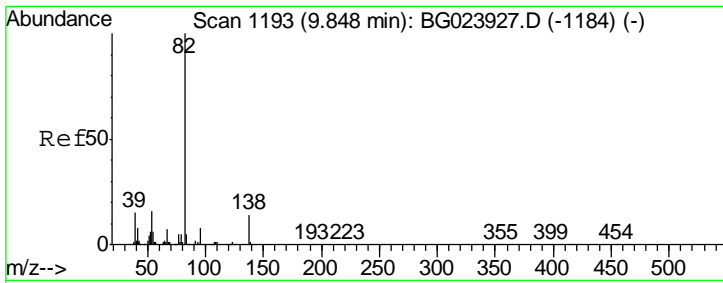
Tgt Ion	Resp	Lower	Upper
82	100		
128	32.2	24.4	36.6
54	52.5	41.4	62.0



#24  
 Nitrobenzene  
 Concen: 42.93 ng  
 RT: 9.33 min Scan# 1105  
 Delta R.T. 0.00 min  
 Lab File: BG023971.D  
 Acq: 9 Sep 2016 10:21

Tgt Ion	Resp	Lower	Upper
77	100		
123	33.5	25.0	37.6
65	15.0	13.4	20.0

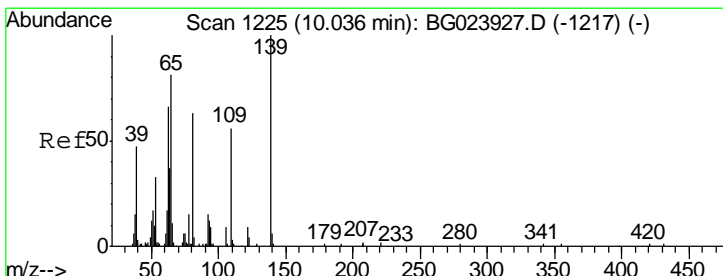
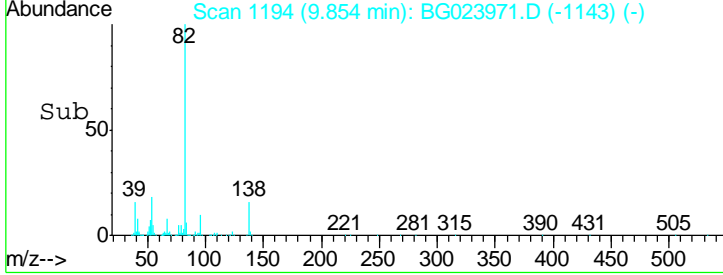
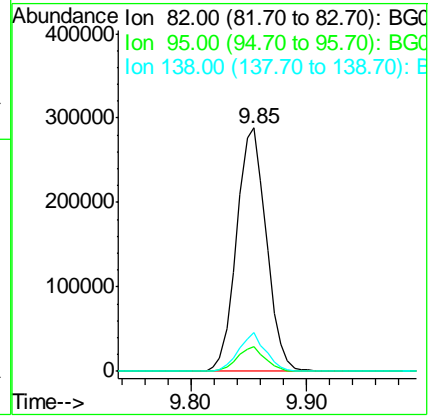
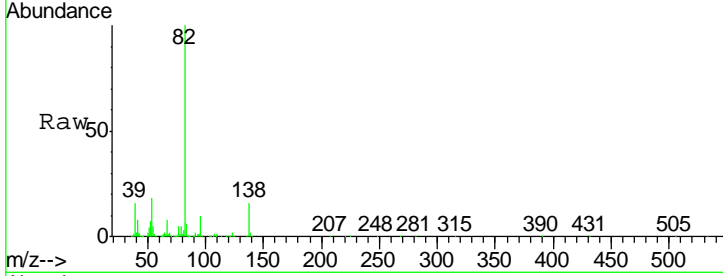




#25  
 Isophorone  
 Concen: 42.85 ng  
 RT: 9.85 min Scan# 1194  
 Delta R.T. 0.00 min  
 Lab File: BG023971.D  
 Acq: 9 Sep 2016 10:21

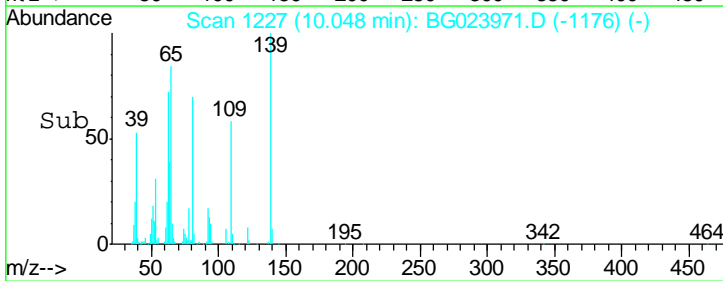
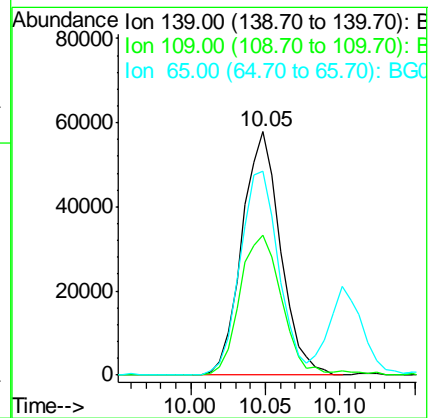
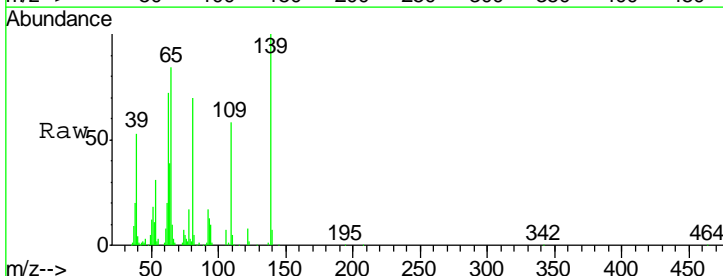
Instrument :  
 BNA\_G  
 ClientSampleId :  
 SSTDCCC040

Tgt Ion	Resp	Lower	Upper
82	100		
95	10.0	8.2	12.2
138	15.8	10.7	16.1

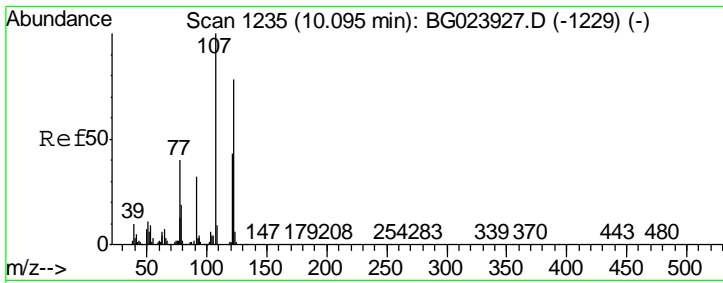


#26  
 2-Nitrophenol  
 Concen: 40.90 ng  
 RT: 10.05 min Scan# 1227  
 Delta R.T. 0.00 min  
 Lab File: BG023971.D  
 Acq: 9 Sep 2016 10:21

Tgt Ion	Resp	Lower	Upper
139	100		
109	57.7	43.5	65.3
65	83.9	64.3	96.5



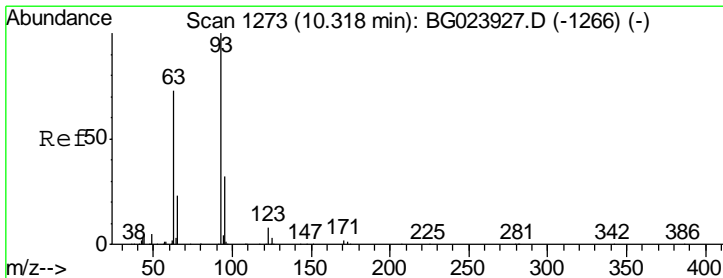
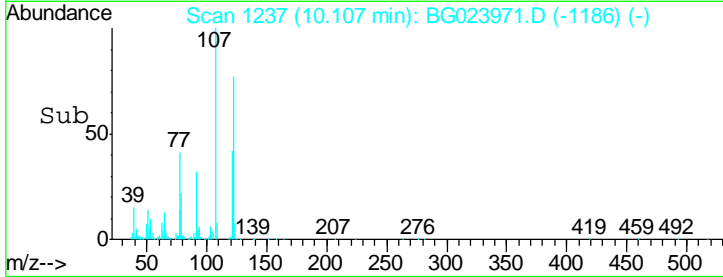
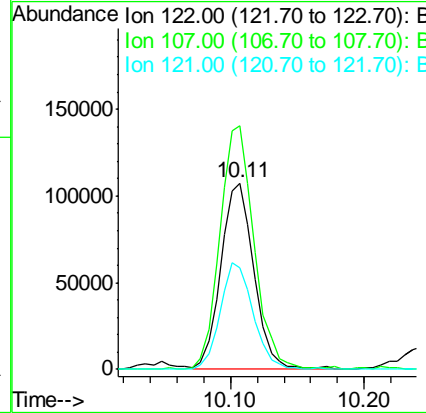
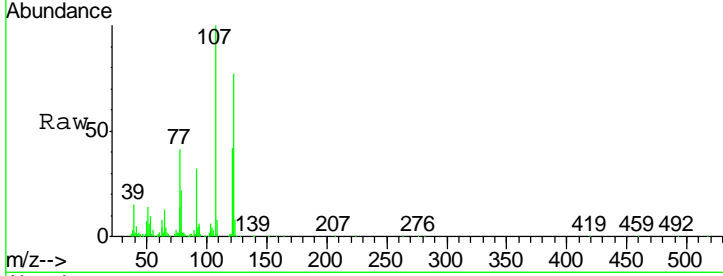




#27  
 2,4-Dimethylphenol  
 Concen: 43.08 ng  
 RT: 10.11 min Scan# 1237  
 Delta R.T. 0.00 min  
 Lab File: BG023971.D  
 Acq: 9 Sep 2016 10:21

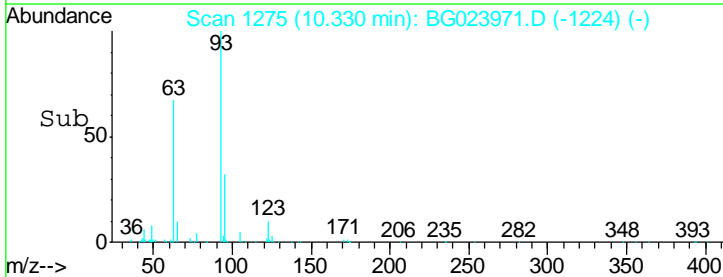
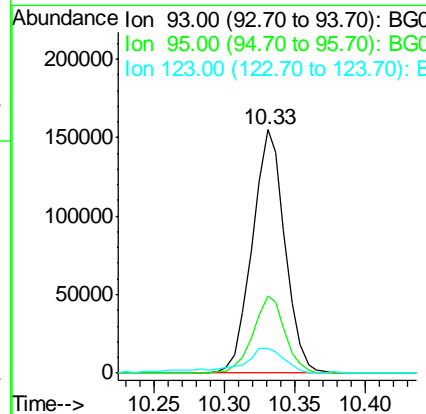
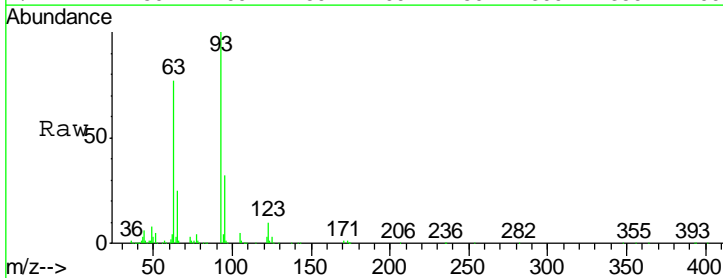
Instrument :  
 BNA\_G  
 ClientSampleId :  
 SSTDCCC040

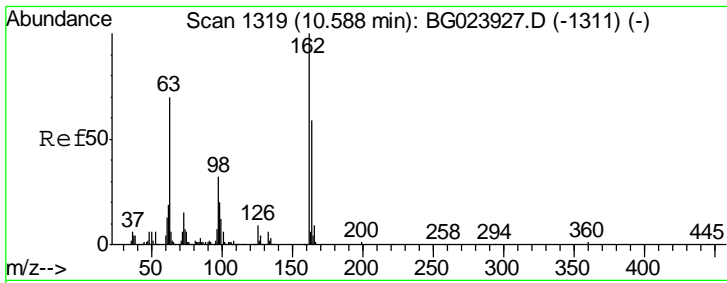
Tgt Ion	Resp	Lower	Upper
122	184913		
107	130.6	117.0	175.4
121	54.7	50.1	75.1



#28  
 bis(2-Chloroethoxy)methane  
 Concen: 41.51 ng  
 RT: 10.33 min Scan# 1275  
 Delta R.T. 0.00 min  
 Lab File: BG023971.D  
 Acq: 9 Sep 2016 10:21

Tgt Ion	Resp	Lower	Upper
93	251135		
93	100		
95	31.9	25.4	38.2
123	10.1	8.2	12.2

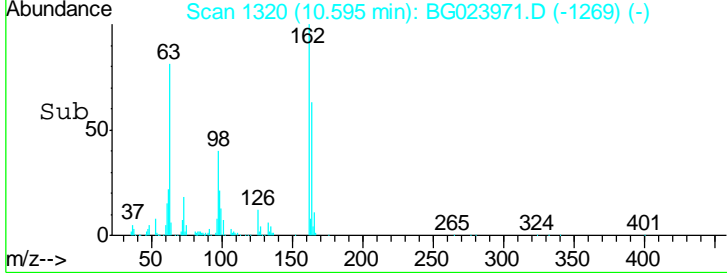
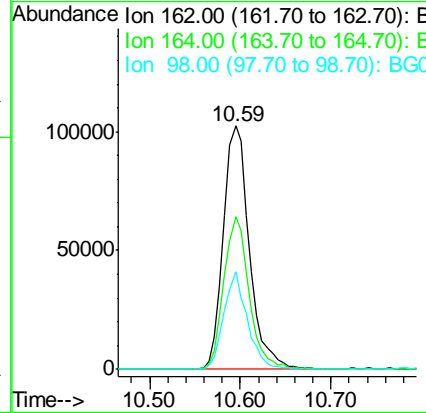
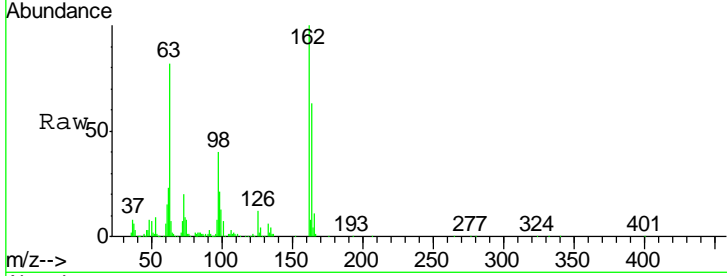




#29  
 2,4-Dichlorophenol  
 Concen: 44.91 ng  
 RT: 10.59 min Scan# 1320  
 Delta R.T. 0.00 min  
 Lab File: BG023971.D  
 Acq: 9 Sep 2016 10:21

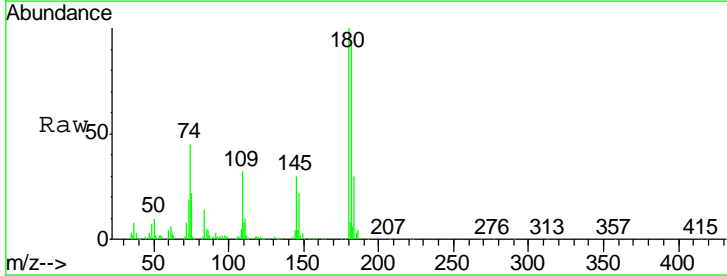
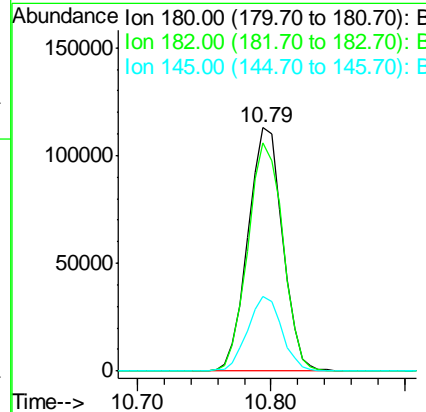
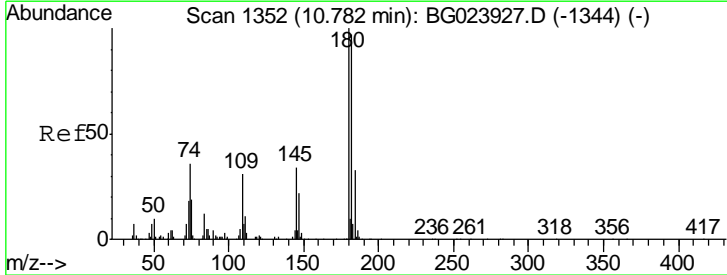
Instrument :  
 BNA\_G  
 ClientSampled :  
 SSTDCCC040

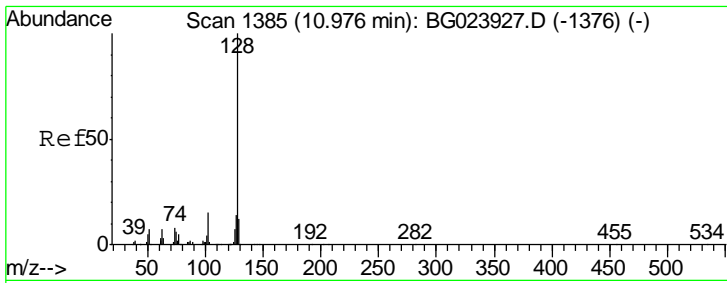
Tgt Ion	Resp	Lower	Upper
162	100		
164	63.0	44.3	84.3
98	40.0	19.5	59.5



#30  
 1,2,4-Trichlorobenzene  
 Concen: 40.36 ng  
 RT: 10.79 min Scan# 1354  
 Delta R.T. 0.00 min  
 Lab File: BG023971.D  
 Acq: 9 Sep 2016 10:21

Tgt Ion	Resp	Lower	Upper
180	100		
182	94.0	73.8	110.8
145	30.4	24.4	36.6

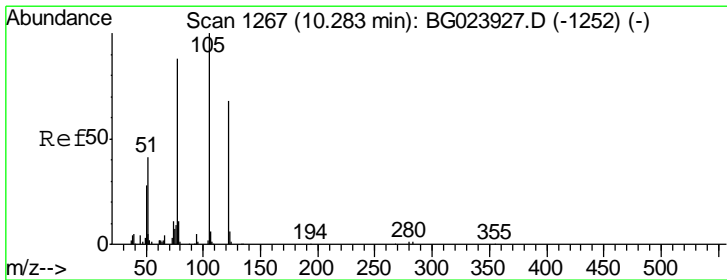
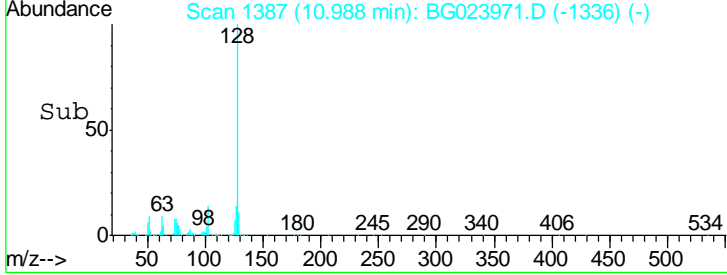
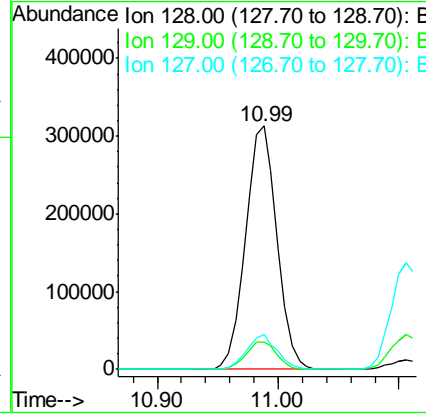
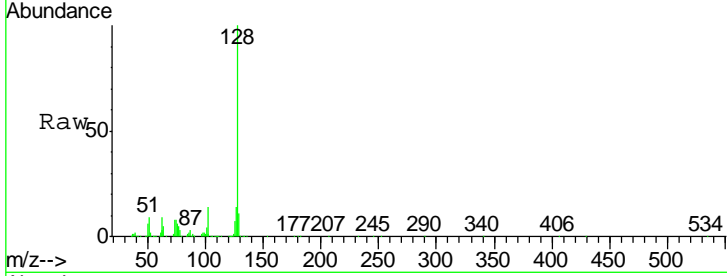




#31  
 Naphthalene  
 Concen: 39.70 ng  
 RT: 10.99 min Scan# 1387  
 Delta R.T. 0.00 min  
 Lab File: BG023971.D  
 Acq: 9 Sep 2016 10:21

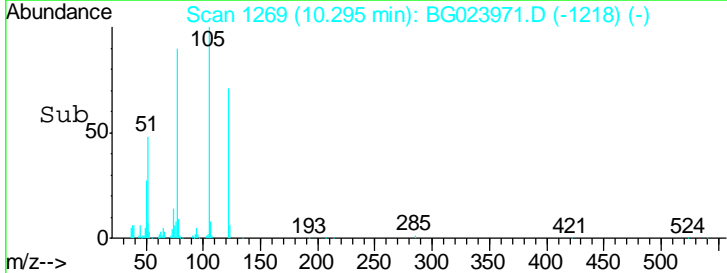
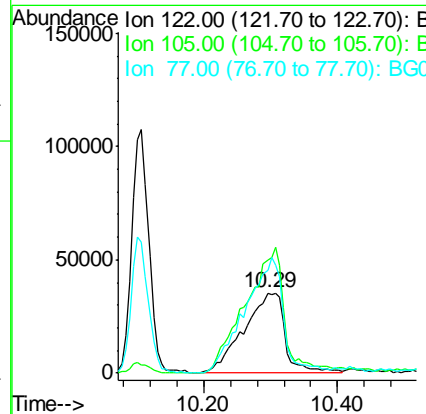
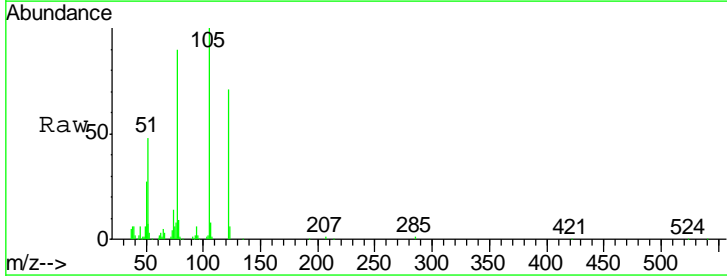
Instrument :  
 BNA\_G  
 ClientSampled :  
 SSTDCCC040

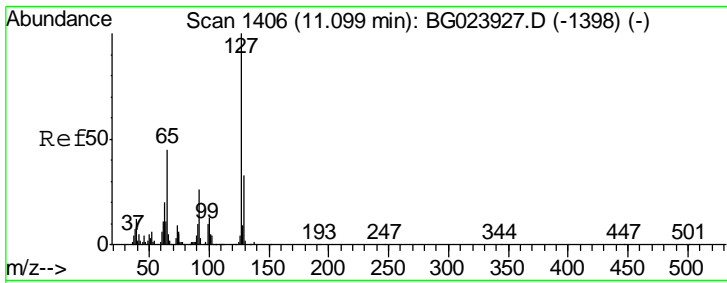
Tgt Ion	Resp	Lower	Upper
128	100		
129	11.0	9.4	14.0
127	14.4	11.3	16.9



#32  
 Benzoic acid  
 Concen: 42.41 ng  
 RT: 10.29 min Scan# 1269  
 Delta R.T. 0.00 min  
 Lab File: BG023971.D  
 Acq: 9 Sep 2016 10:21

Tgt Ion	Resp	Lower	Upper
122	100		
105	141.7	117.2	157.2
77	128.1	109.2	149.2

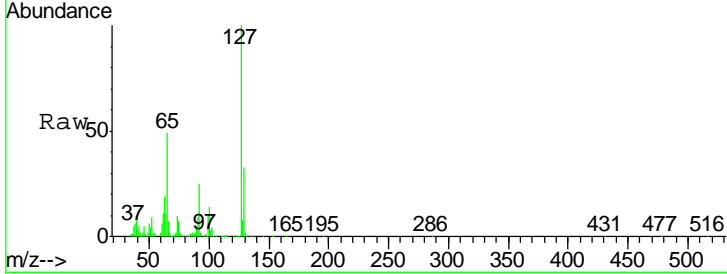




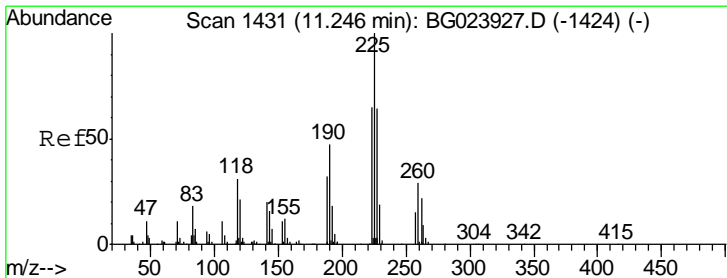
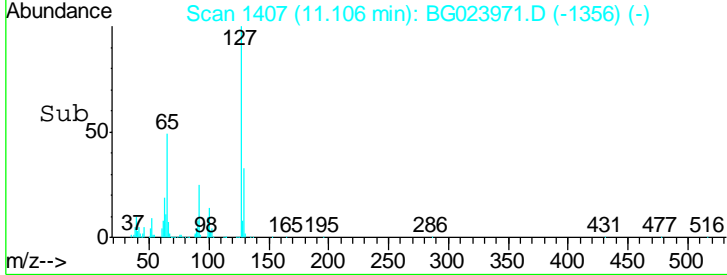
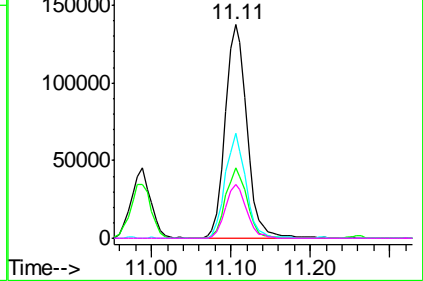
#33  
 4-Chloroaniline  
 Concen: 43.85 ng  
 RT: 11.11 min Scan# 1407  
 Delta R.T. 0.00 min  
 Lab File: BG023971.D  
 Acq: 9 Sep 2016 10:21

Instrument :  
 BNA\_G  
 ClientSampleId :  
 SSTDCCC040

Tgt Ion	Resp	Lower	Upper
127	100		
129	33.0	27.9	41.9
65	49.0	36.8	55.2
92	25.3	21.0	31.6

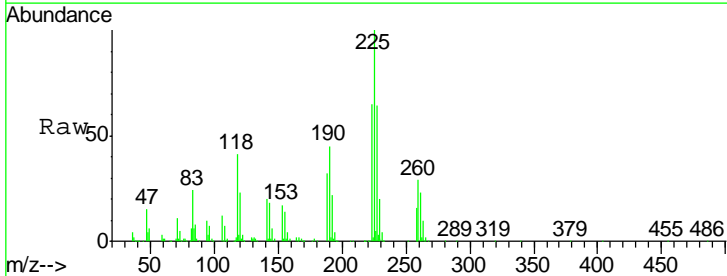


Abundance Ion 127.00 (126.70 to 127.70): E  
 Ion 129.00 (128.70 to 129.70): E  
 Ion 65.00 (64.70 to 65.70): BGC  
 Ion 92.00 (91.70 to 92.70): BGC

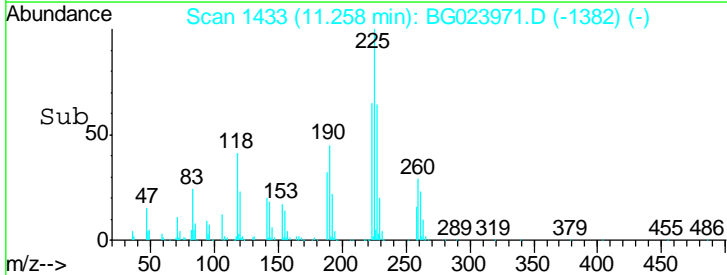
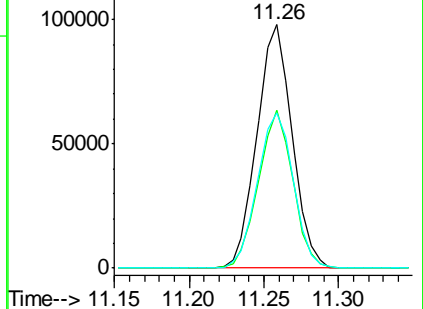


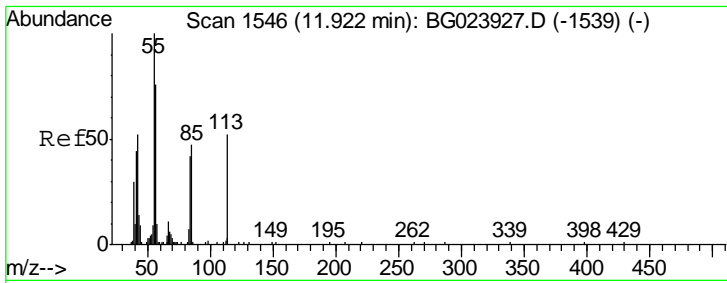
#34  
 Hexachlorobutadiene  
 Concen: 42.49 ng  
 RT: 11.26 min Scan# 1433  
 Delta R.T. 0.00 min  
 Lab File: BG023971.D  
 Acq: 9 Sep 2016 10:21

Tgt Ion	Resp	Lower	Upper
225	100		
223	65.0	49.6	74.4
227	64.0	54.5	81.7



Abundance Ion 225.00 (224.70 to 225.70): E  
 Ion 223.00 (222.70 to 223.70): E  
 Ion 227.00 (226.70 to 227.70): E

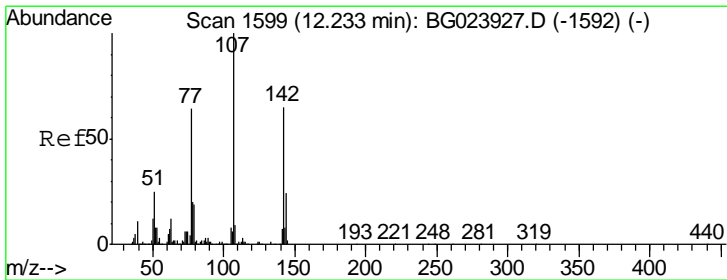
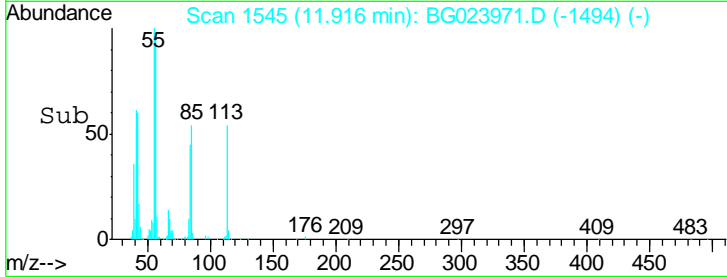
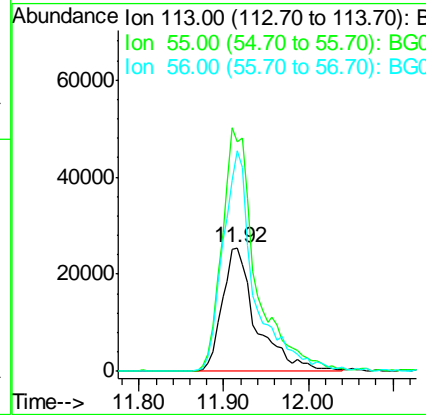
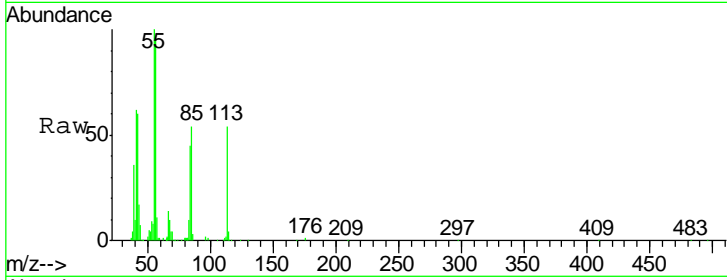




#35  
 Caprolactam  
 Concen: 44.53 ng  
 RT: 11.92 min Scan# 1545  
 Delta R.T. 0.00 min  
 Lab File: BG023971.D  
 Acq: 9 Sep 2016 10:21

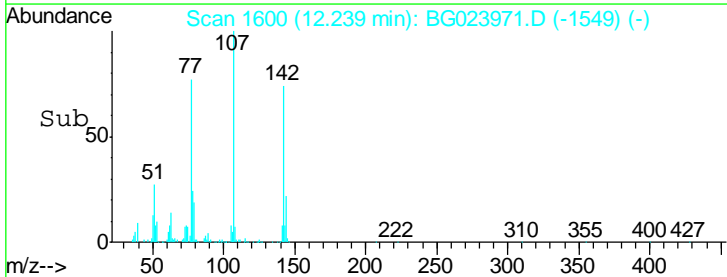
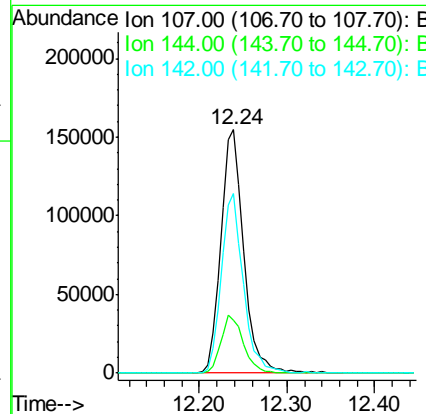
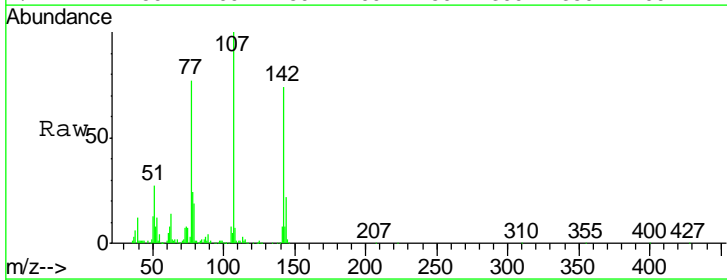
Instrument :  
 BNA\_G  
 ClientSampled :  
 SSTDCCC040

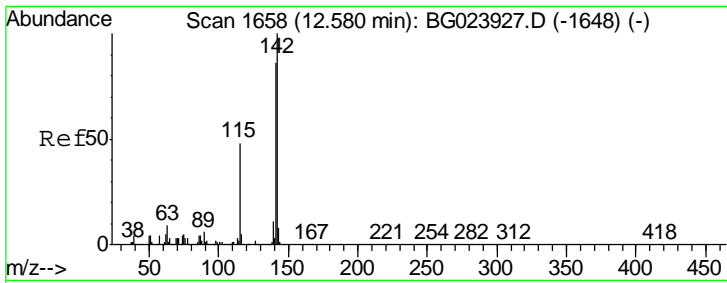
Tgt Ion	Resp	Lower	Upper
113	100		
55	185.6	154.5	194.5
56	177.7	125.1	165.1#



#36  
 4-Chloro-3-methylphenol  
 Concen: 46.12 ng  
 RT: 12.24 min Scan# 1600  
 Delta R.T. 0.00 min  
 Lab File: BG023971.D  
 Acq: 9 Sep 2016 10:21

Tgt Ion	Resp	Lower	Upper
107	100		
144	21.7	17.0	25.6
142	73.8	53.0	79.6

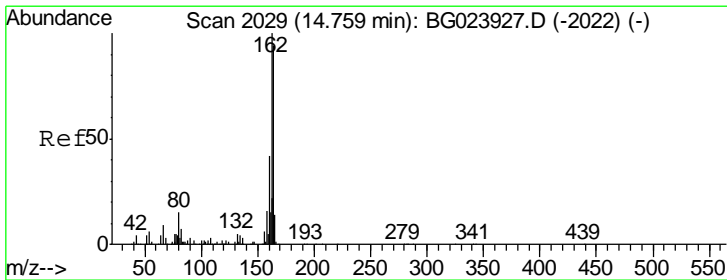
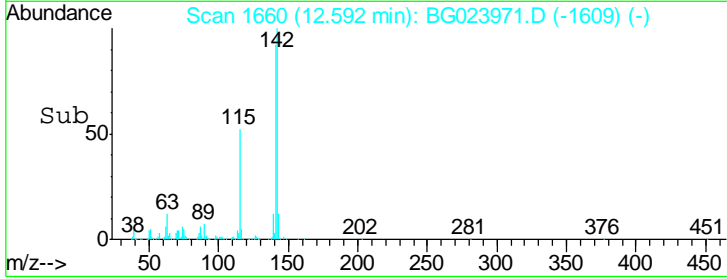
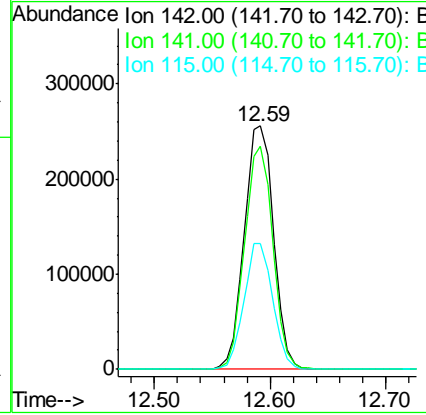
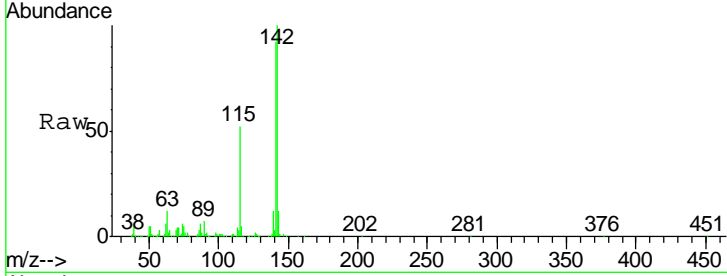




#37  
 2-Methylnaphthalene  
 Concen: 41.67 ng  
 RT: 12.59 min Scan# 1660  
 Delta R.T. 0.00 min  
 Lab File: BG023971.D  
 Acq: 9 Sep 2016 10:21

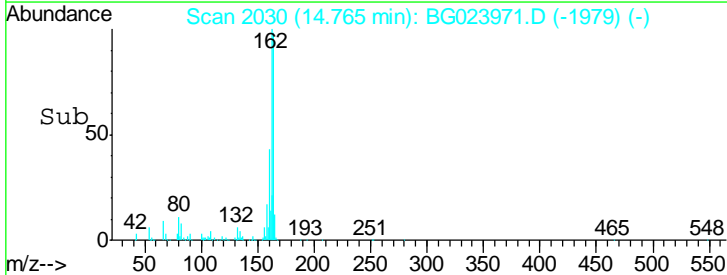
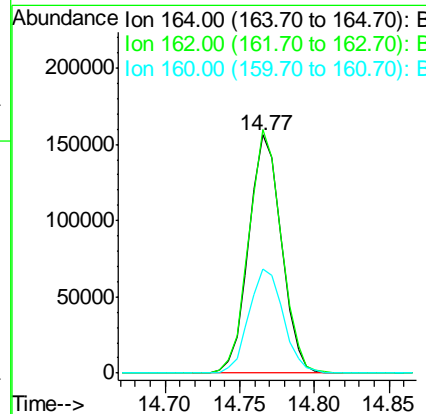
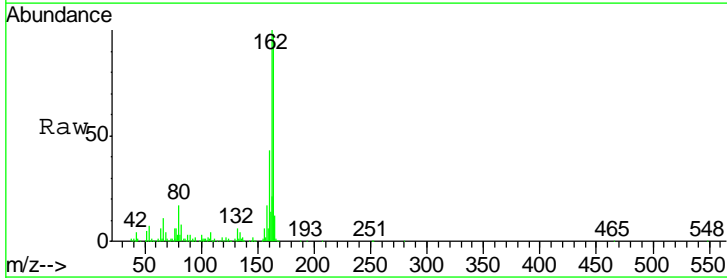
Instrument :  
 BNA\_G  
 ClientSampled :  
 SSTDCCC040

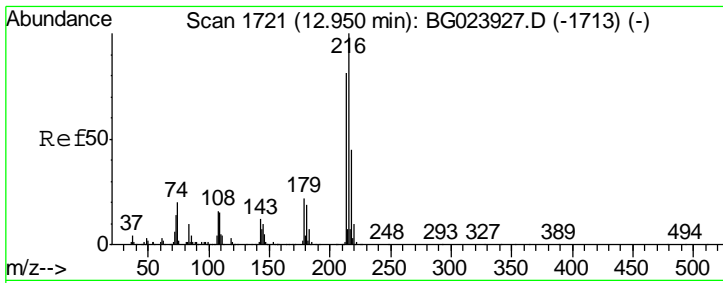
Tgt Ion	Resp	Lower	Upper
142	100		
141	91.8	70.2	105.2
115	51.7	41.7	62.5



#38  
 Acenaphthene-d10  
 Concen: 20.00 ng  
 RT: 14.77 min Scan# 2030  
 Delta R.T. 0.00 min  
 Lab File: BG023971.D  
 Acq: 9 Sep 2016 10:21

Tgt Ion	Resp	Lower	Upper
164	100		
162	102.2	87.7	131.5
160	43.7	37.2	55.8

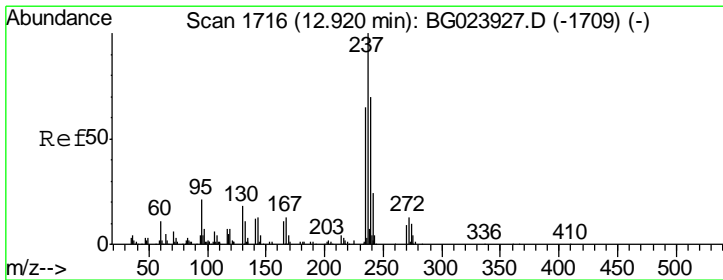
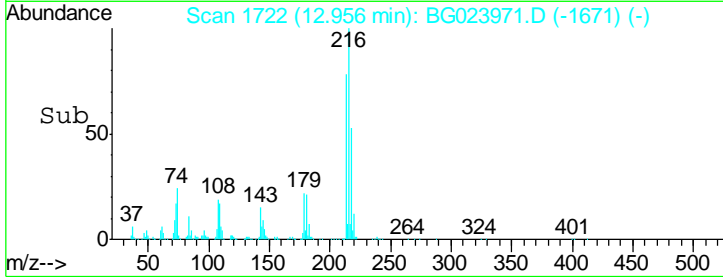
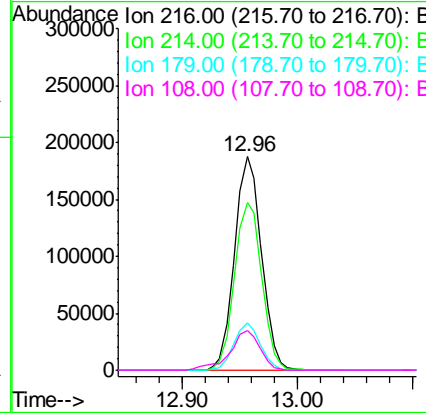
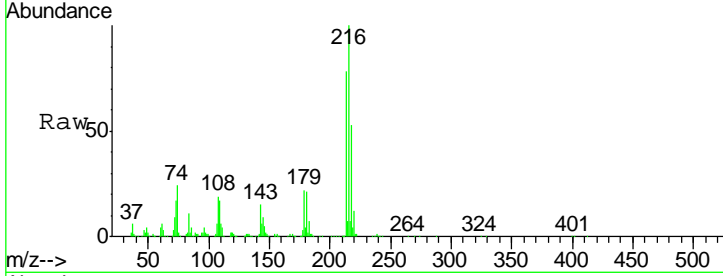




#39  
 1,2,4,5-Tetrachlorobenzene  
 Concen: 38.70 ng  
 RT: 12.96 min Scan# 1722  
 Delta R.T. 0.00 min  
 Lab File: BG023971.D  
 Acq: 9 Sep 2016 10:21

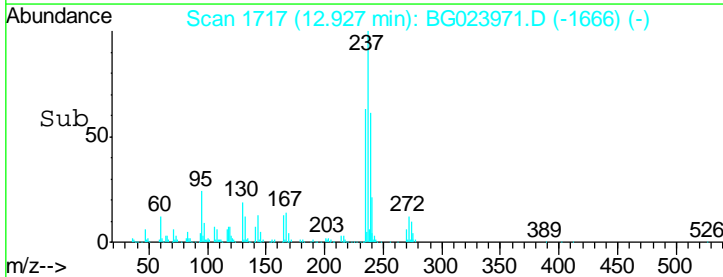
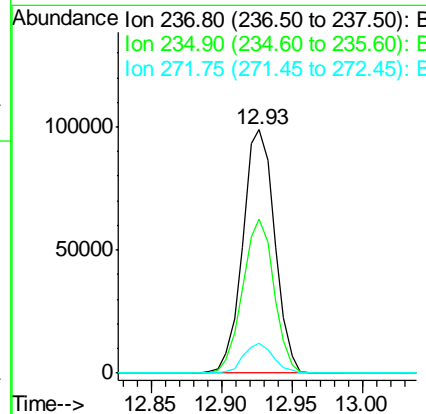
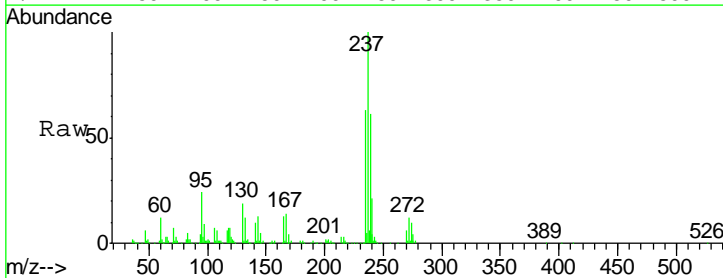
Instrument :  
 BNA\_G  
 ClientSampled :  
 SSTDCCC040

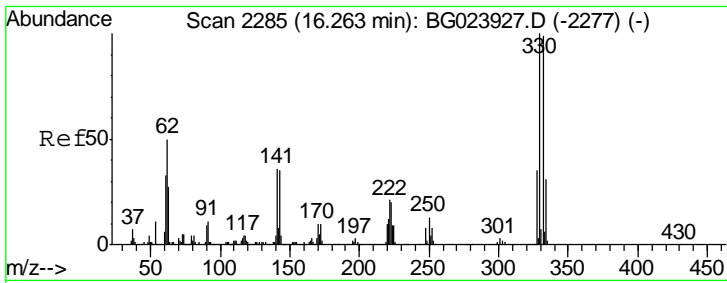
Tgt Ion	Resp	Lower	Upper
216	100		
214	79.4	62.9	94.3
179	21.9	17.2	25.8
108	20.5	16.3	24.5



#40  
 Hexachlorocyclopentadiene  
 Concen: 37.33 ng  
 RT: 12.93 min Scan# 1717  
 Delta R.T. 0.00 min  
 Lab File: BG023971.D  
 Acq: 9 Sep 2016 10:21

Tgt Ion	Resp	Lower	Upper
237	100		
235	63.0	43.1	83.1
272	12.4	0.0	30.9

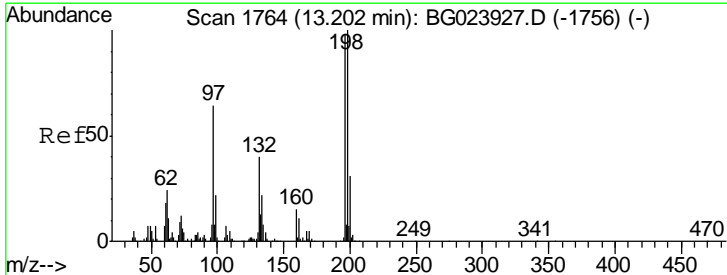
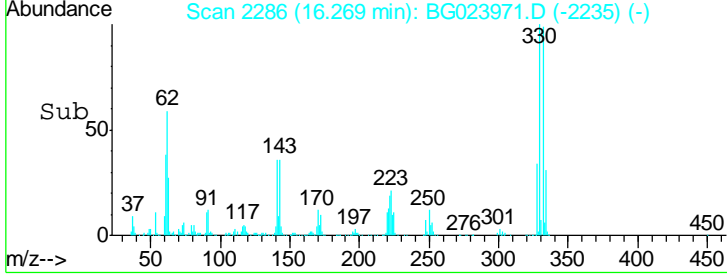
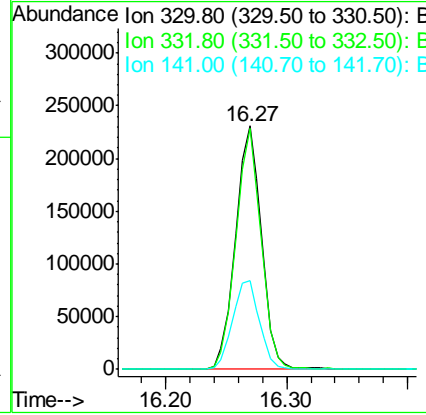
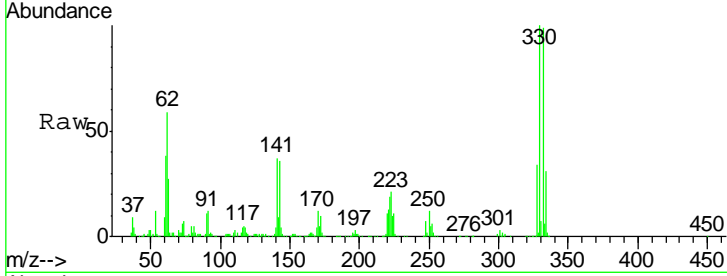




#41  
 2,4,6-Tribromophenol  
 Concen: 81.33 ng  
 RT: 16.27 min Scan# 2286  
 Delta R.T. 0.00 min  
 Lab File: BG023971.D  
 Acq: 9 Sep 2016 10:21

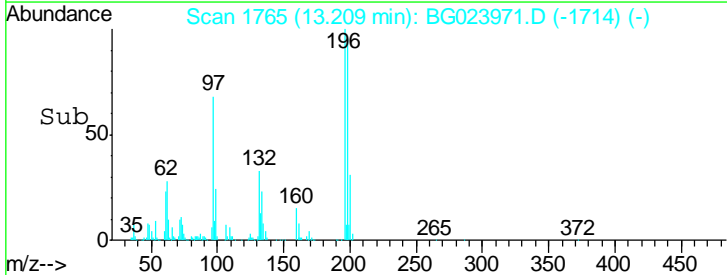
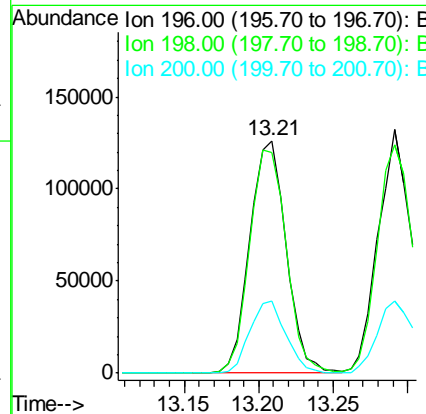
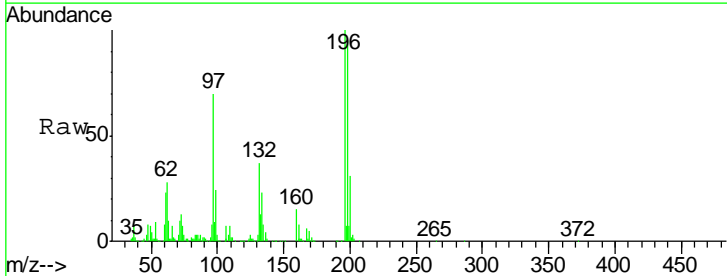
Instrument :  
 BNA\_G  
 ClientSampleId :  
 SSTDCCC040

Tgt Ion	Resp	Lower	Upper
330	100		
332	96.4	77.4	116.2
141	37.7	31.7	47.5

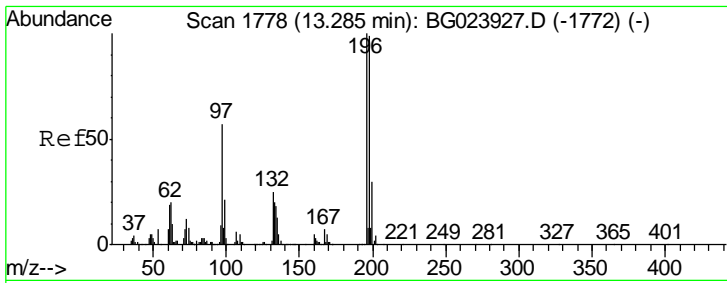


#42  
 2,4,6-Trichlorophenol  
 Concen: 40.74 ng  
 RT: 13.21 min Scan# 1765  
 Delta R.T. 0.00 min  
 Lab File: BG023971.D  
 Acq: 9 Sep 2016 10:21

Tgt Ion	Resp	Lower	Upper
196	100		
198	94.8	78.2	117.2
200	31.1	27.0	40.4



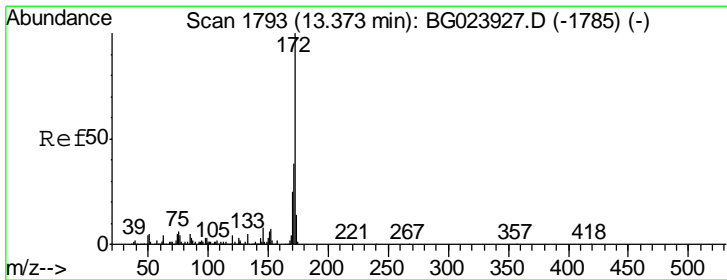
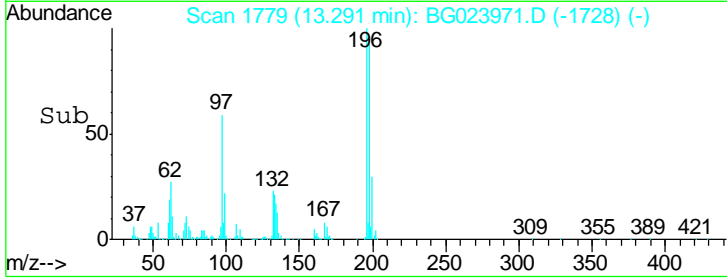
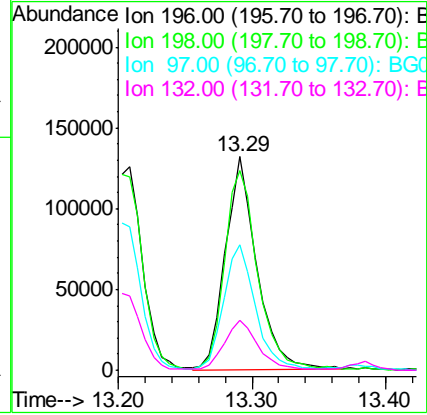
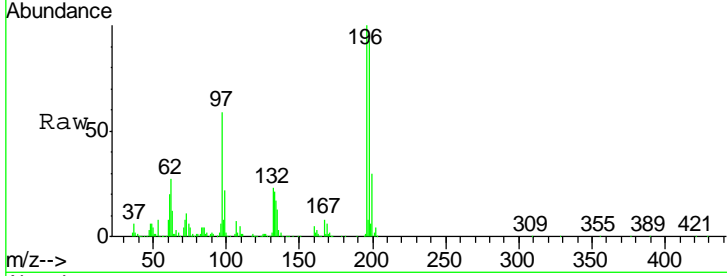




#43  
 2,4,5-Trichlorophenol  
 Concen: 41.28 ng  
 RT: 13.29 min Scan# 1779  
 Delta R.T. 0.00 min  
 Lab File: BG023971.D  
 Acq: 9 Sep 2016 10:21

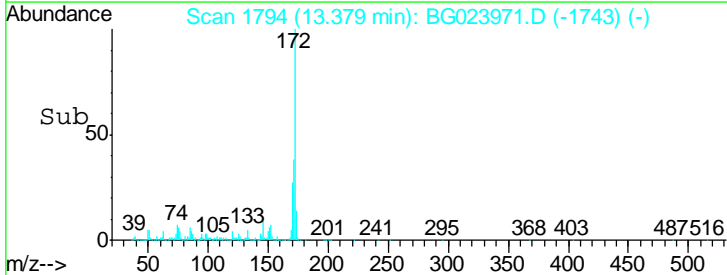
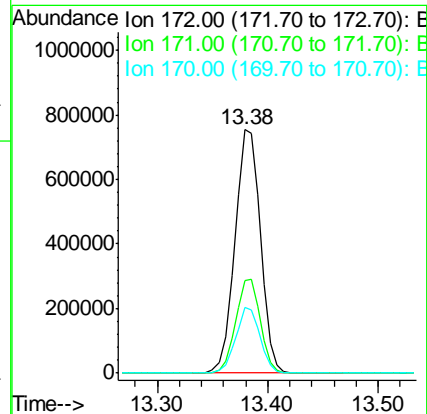
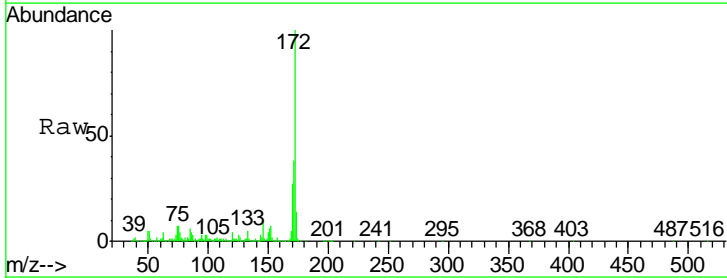
Instrument :  
 BNA\_G  
 ClientSampleId :  
 SSTDCCC040

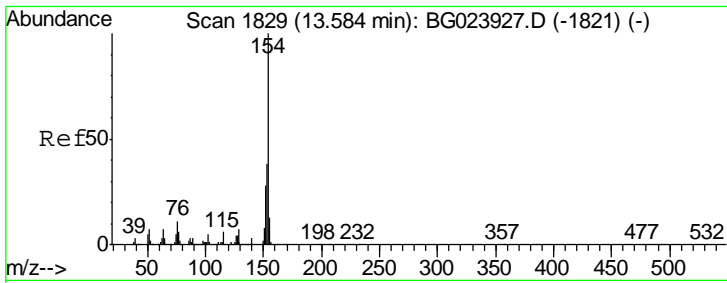
Tgt Ion	Resp	Lower	Upper
196	100		
198	93.5	85.7	128.5
97	58.6	45.5	68.3
132	23.3	18.9	28.3



#44  
 2-Fluorobiphenyl  
 Concen: 74.30 ng  
 RT: 13.38 min Scan# 1794  
 Delta R.T. 0.00 min  
 Lab File: BG023971.D  
 Acq: 9 Sep 2016 10:21

Tgt Ion	Resp	Lower	Upper
172	100		
171	38.0	31.6	47.4
170	27.0	21.3	31.9

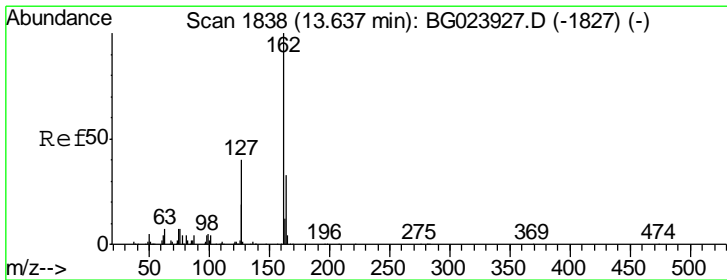
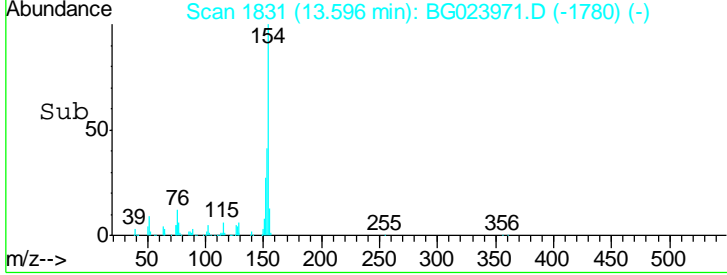
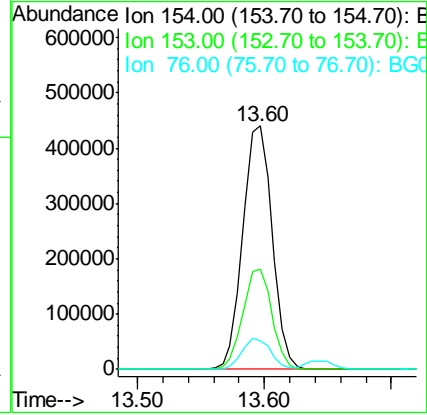
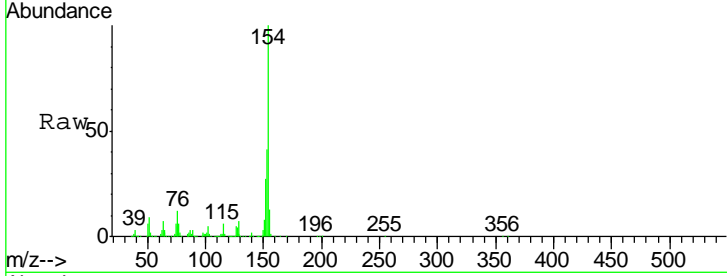




#45  
 1,1'-Biphenyl  
 Concen: 37.27 ng  
 RT: 13.60 min Scan# 1831  
 Delta R.T. 0.00 min  
 Lab File: BG023971.D  
 Acq: 9 Sep 2016 10:21

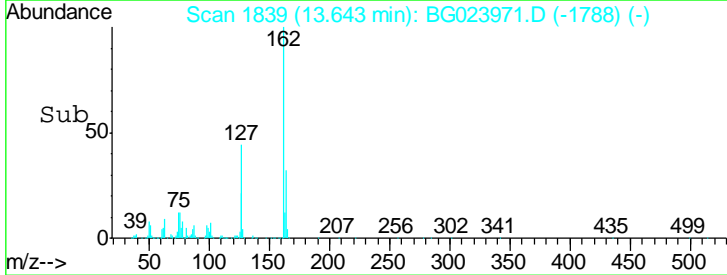
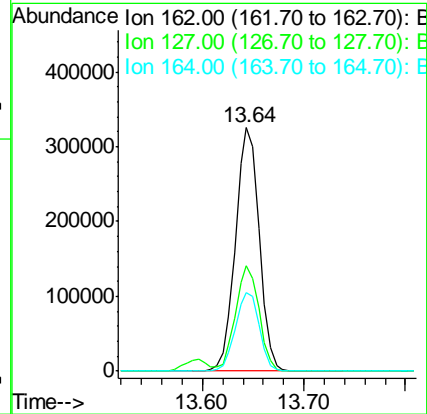
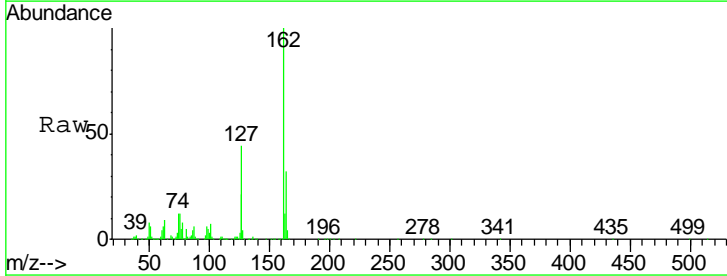
Instrument :  
 BNA\_G  
 ClientSampleId :  
 SSTDCCC040

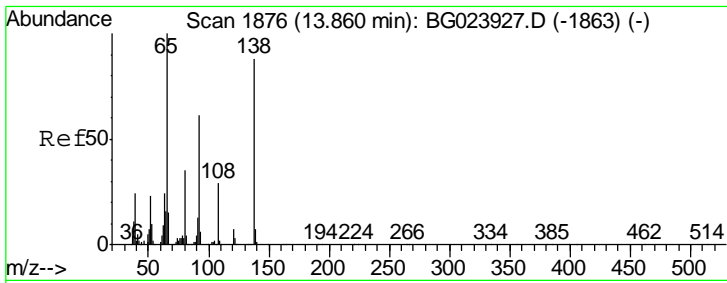
Tgt Ion	Resp	Lower	Upper
154	705994		
153	41.2	20.2	60.2
76	11.7	0.0	32.9



#46  
 2-Chloronaphthalene  
 Concen: 37.77 ng  
 RT: 13.64 min Scan# 1839  
 Delta R.T. 0.00 min  
 Lab File: BG023971.D  
 Acq: 9 Sep 2016 10:21

Tgt Ion	Resp	Lower	Upper
162	525336		
127	43.5	32.4	48.6
164	32.0	25.2	37.8

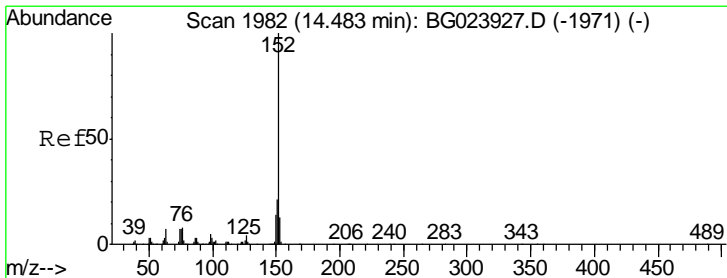
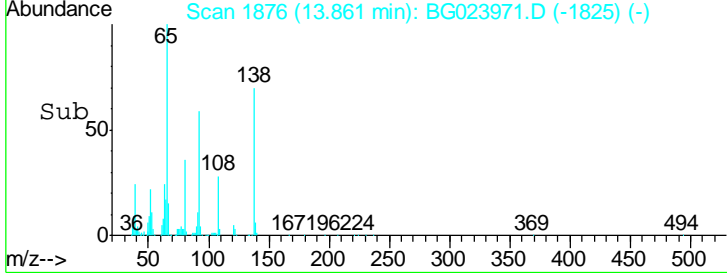
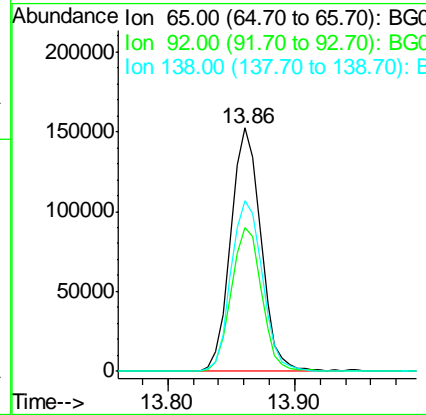
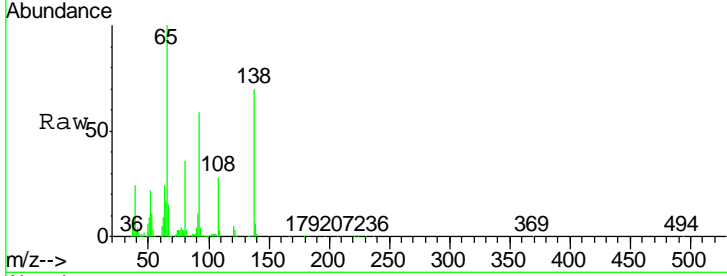




#47  
 2-Nitroaniline  
 Concen: 45.81 ng  
 RT: 13.86 min Scan# 1876  
 Delta R.T. 0.00 min  
 Lab File: BG023971.D  
 Acq: 9 Sep 2016 10:21

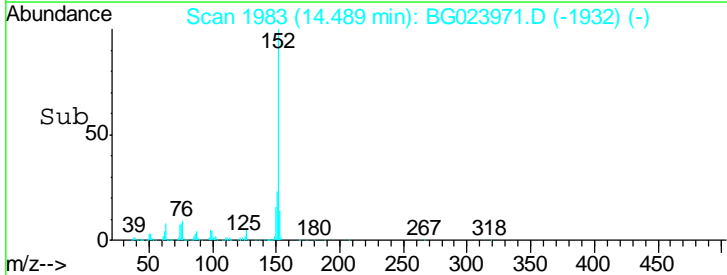
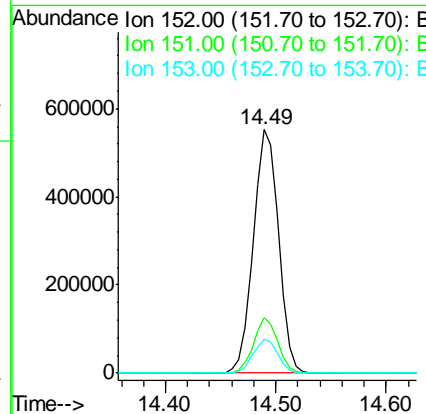
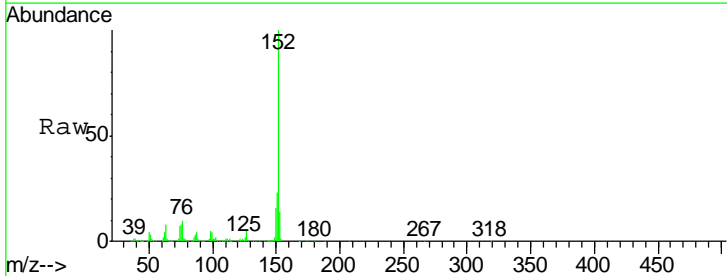
Instrument :  
 BNA\_G  
 ClientSampleId :  
 SSTDCCC040

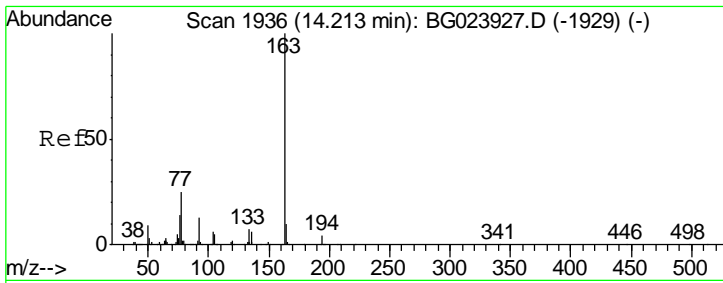
Tgt Ion	Resp	Lower	Upper
65	100		
92	58.9	49.4	74.0
138	70.2	58.0	87.0



#48  
 Acenaphthylene  
 Concen: 38.29 ng  
 RT: 14.49 min Scan# 1983  
 Delta R.T. 0.00 min  
 Lab File: BG023971.D  
 Acq: 9 Sep 2016 10:21

Tgt Ion	Resp	Lower	Upper
152	100		
151	22.8	17.6	26.4
153	13.6	11.4	17.2

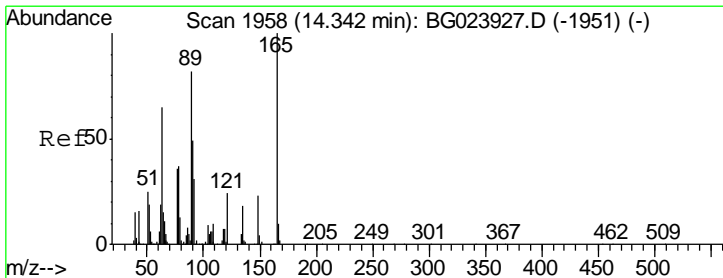
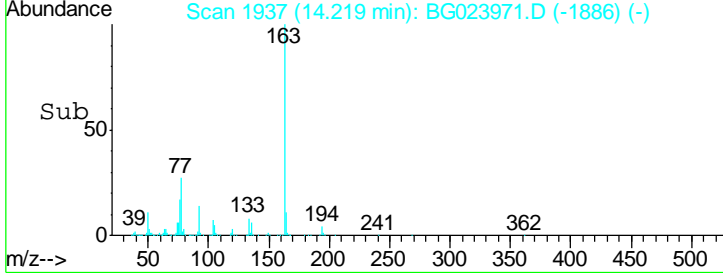
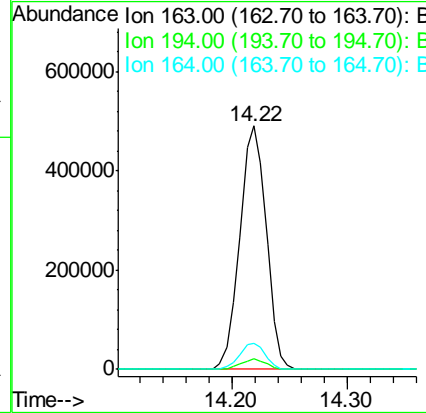
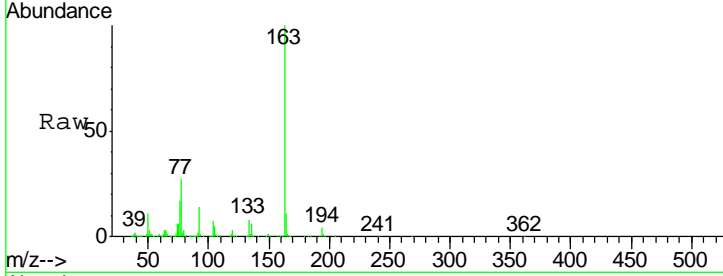




#49  
 Dimethylphthalate  
 Concen: 38.31 ng  
 RT: 14.22 min Scan# 1937  
 Delta R.T. 0.00 min  
 Lab File: BG023971.D  
 Acq: 9 Sep 2016 10:21

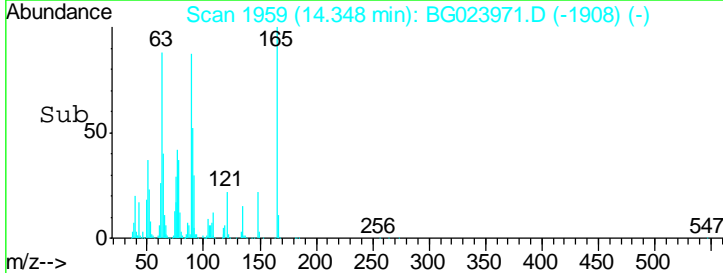
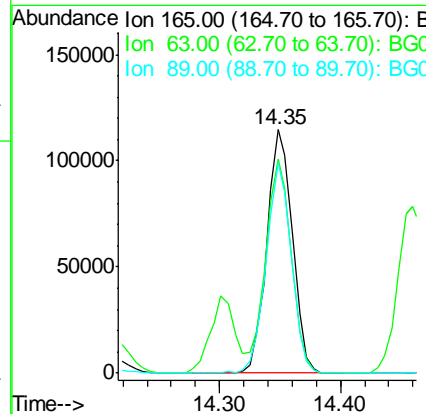
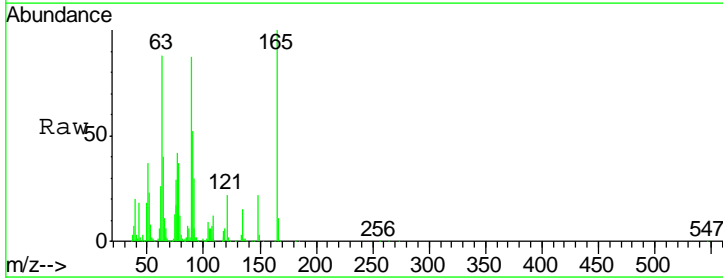
Instrument :  
 BNA\_G  
 ClientSampleId :  
 SSTDCCC040

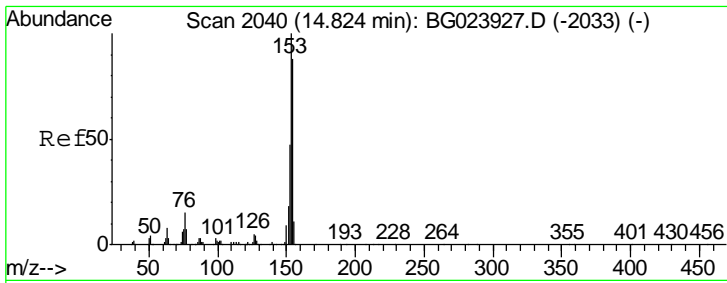
Tgt Ion	Resp	Lower	Upper
163	100		
194	4.4	3.6	5.4
164	10.6	8.1	12.1



#50  
 2,6-Dinitrotoluene  
 Concen: 39.36 ng  
 RT: 14.35 min Scan# 1959  
 Delta R.T. 0.00 min  
 Lab File: BG023971.D  
 Acq: 9 Sep 2016 10:21

Tgt Ion	Resp	Lower	Upper
165	100		
63	87.9	64.3	96.5
89	86.6	64.3	96.5

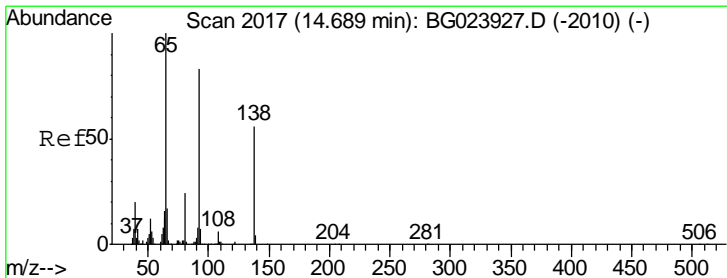
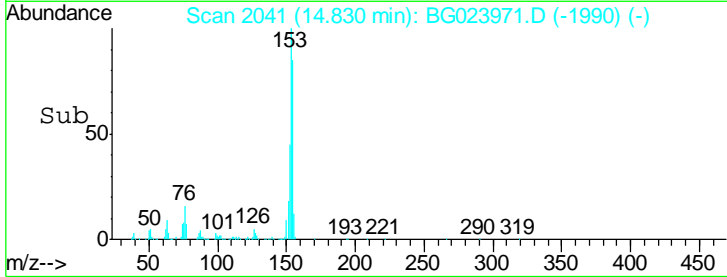
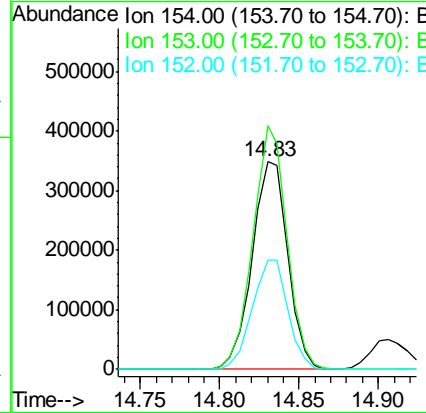
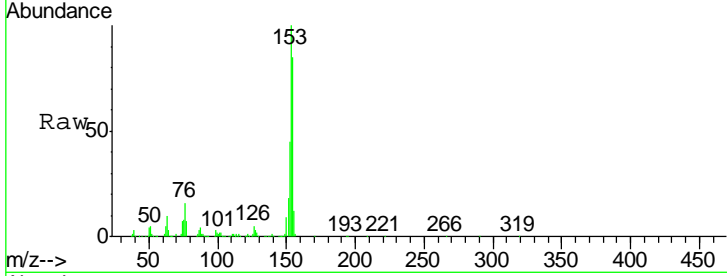




#51  
 Acenaphthene  
 Concen: 37.98 ng  
 RT: 14.83 min Scan# 2041  
 Delta R.T. 0.00 min  
 Lab File: BG023971.D  
 Acq: 9 Sep 2016 10:21

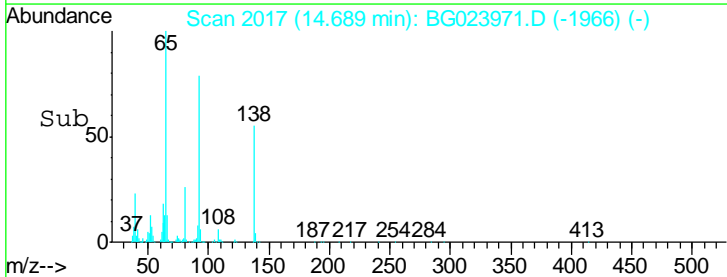
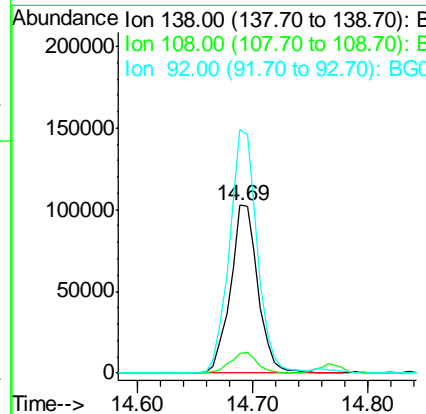
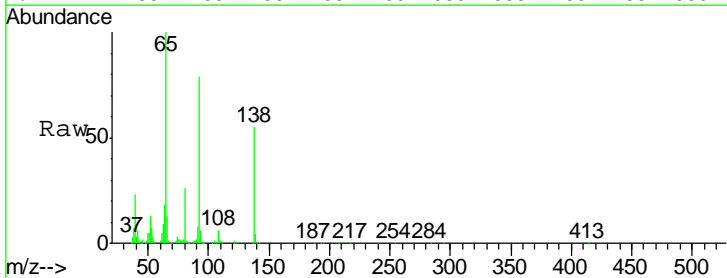
Instrument :  
 BNA\_G  
 ClientSampled :  
 SSTDCCC040

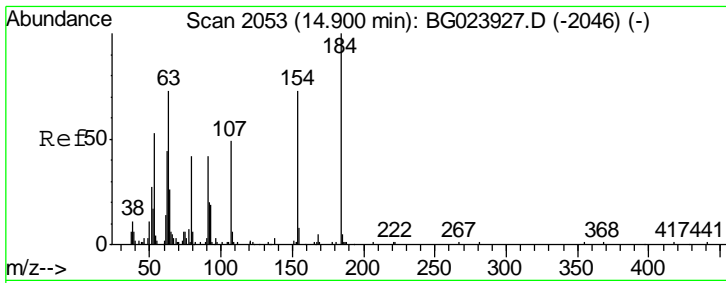
Tgt Ion	Resp	Lower	Upper
154	100		
153	117.5	87.5	131.3
152	53.0	42.7	64.1



#52  
 3-Nitroaniline  
 Concen: 42.29 ng  
 RT: 14.69 min Scan# 2017  
 Delta R.T. 0.00 min  
 Lab File: BG023971.D  
 Acq: 9 Sep 2016 10:21

Tgt Ion	Resp	Lower	Upper
138	100		
108	11.8	11.7	17.5
92	144.9	129.7	194.5

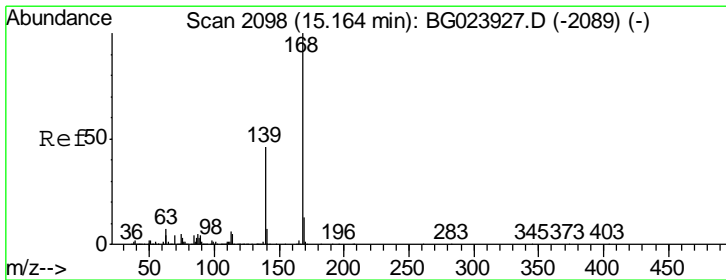
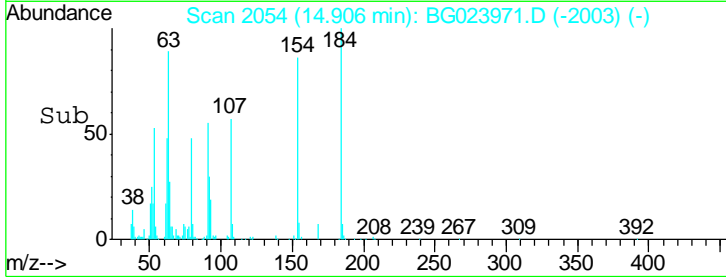
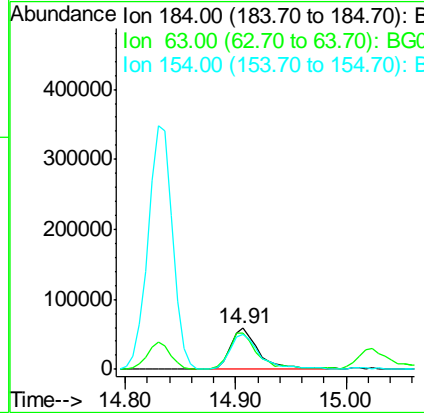
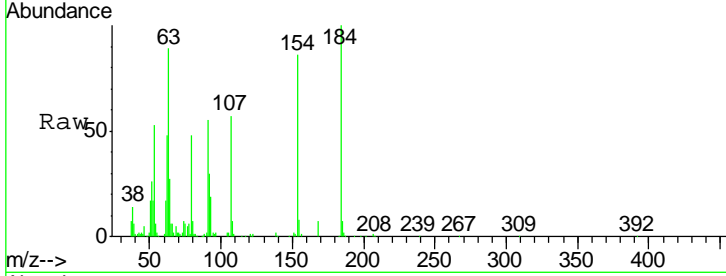




#53  
 2,4-Dinitrophenol  
 Concen: 37.75 ng  
 RT: 14.91 min Scan# 2054  
 Delta R.T. 0.00 min  
 Lab File: BG023971.D  
 Acq: 9 Sep 2016 10:21

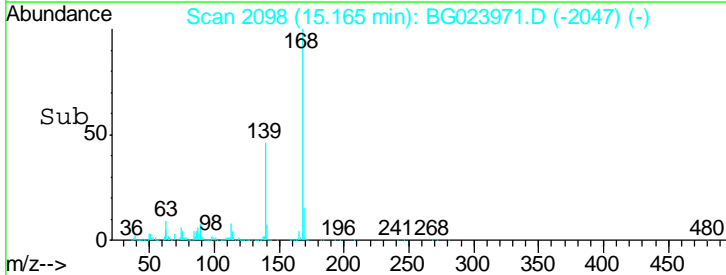
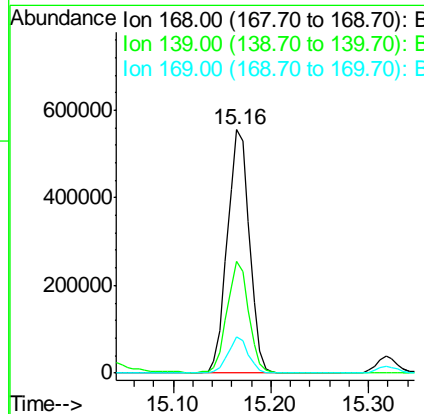
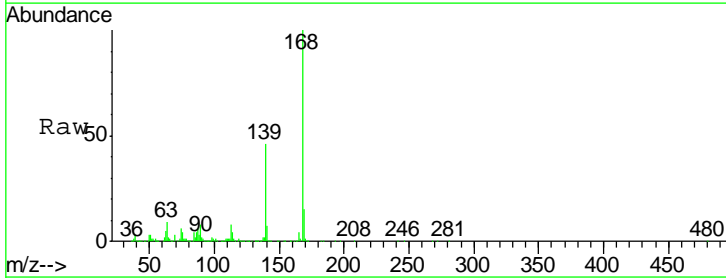
Instrument :  
 BNA\_G  
 ClientSampled :  
 SSTDCCC040

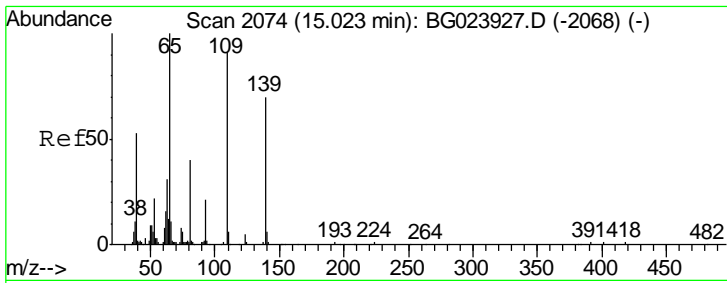
Tgt Ion	Resp	Lower	Upper
184	106012		
63	89.4	59.6	89.4
154	85.9	67.4	101.0



#54  
 Dibenzofuran  
 Concen: 38.85 ng  
 RT: 15.16 min Scan# 2098  
 Delta R.T. 0.00 min  
 Lab File: BG023971.D  
 Acq: 9 Sep 2016 10:21

Tgt Ion	Resp	Lower	Upper
168	869081		
139	46.1	36.4	54.6
169	14.7	11.9	17.9

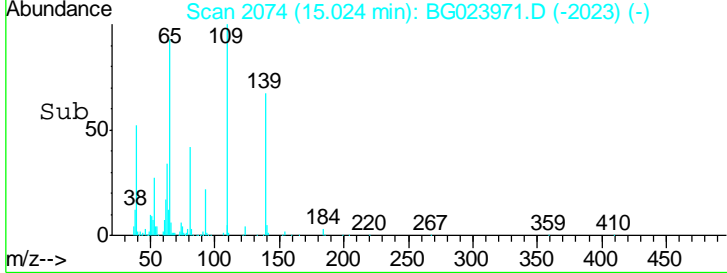
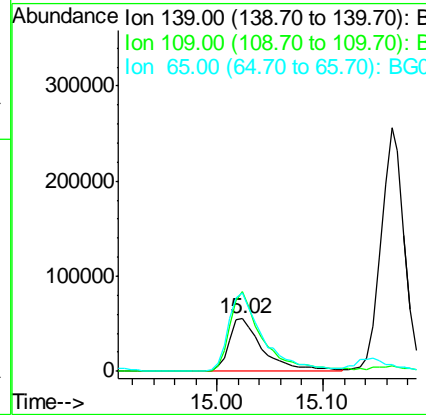
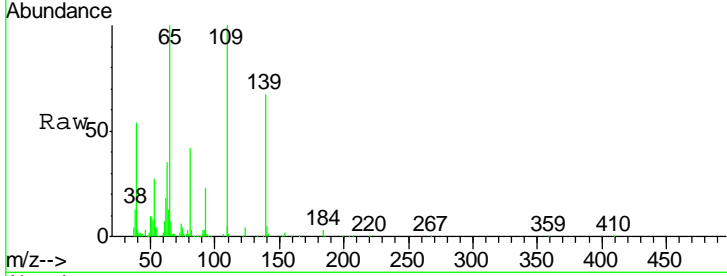




#55  
 4-Nitrophenol  
 Concen: 39.10 ng  
 RT: 15.02 min Scan# 2074  
 Delta R.T. 0.00 min  
 Lab File: BG023971.D  
 Acq: 9 Sep 2016 10:21

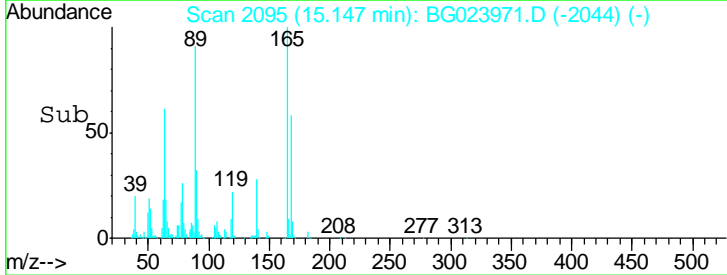
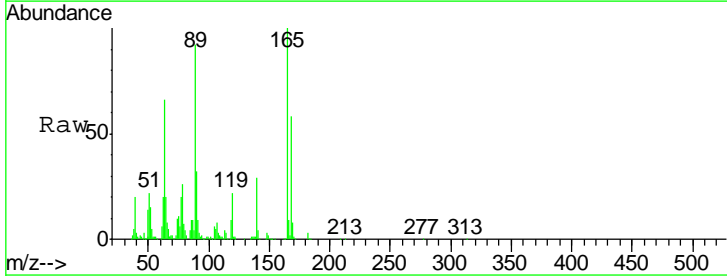
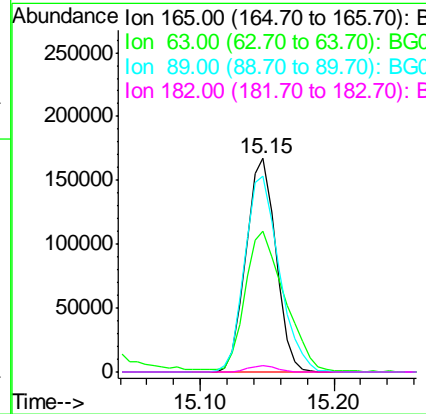
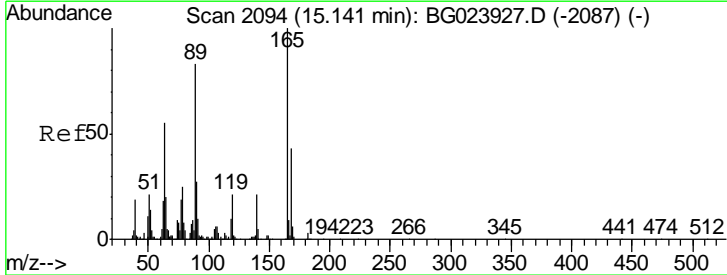
Instrument :  
 BNA\_G  
 ClientSampleId :  
 SSTDCCC040

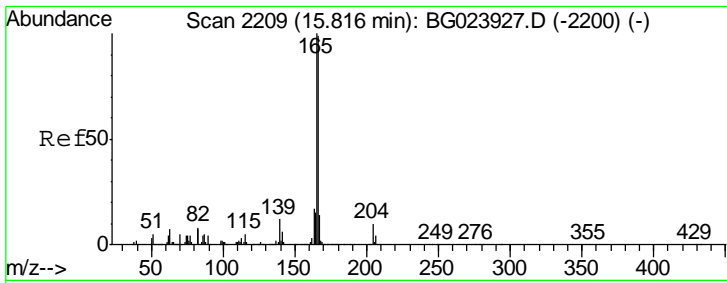
Tgt Ion	Resp	Lower	Upper
139	124061		
109	150.1	103.0	143.0#
65	149.7	112.7	152.7



#56  
 2,4-Dinitrotoluene  
 Concen: 40.96 ng  
 RT: 15.15 min Scan# 2095  
 Delta R.T. 0.00 min  
 Lab File: BG023971.D  
 Acq: 9 Sep 2016 10:21

Tgt Ion	Resp	Lower	Upper
165	256701		
63	66.2	45.8	68.6
89	91.7	68.6	102.8
182	2.7	2.0	3.0

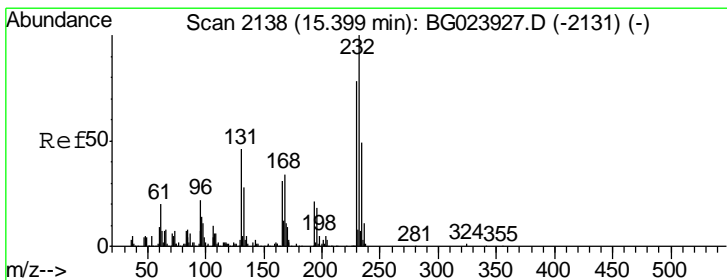
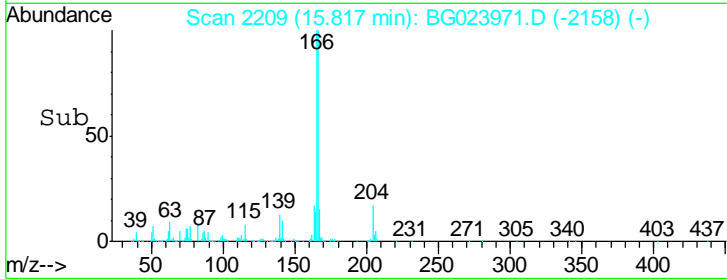
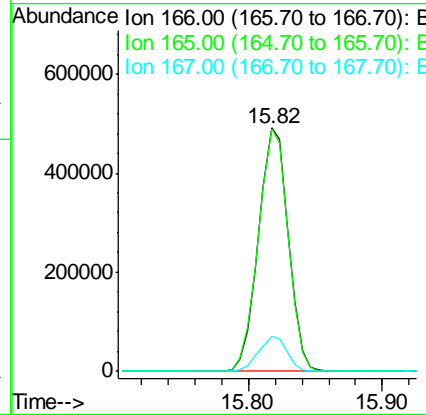
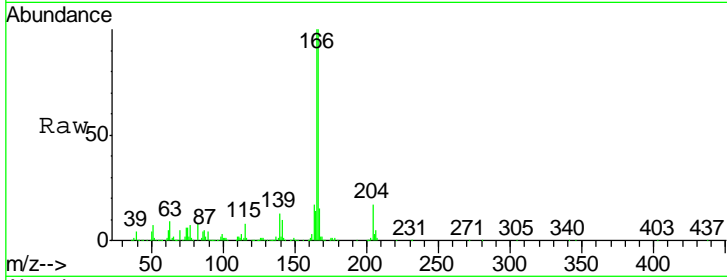




#57  
 Fluorene  
 Concen: 38.84 ng  
 RT: 15.82 min Scan# 2209  
 Delta R.T. 0.00 min  
 Lab File: BG023971.D  
 Acq: 9 Sep 2016 10:21

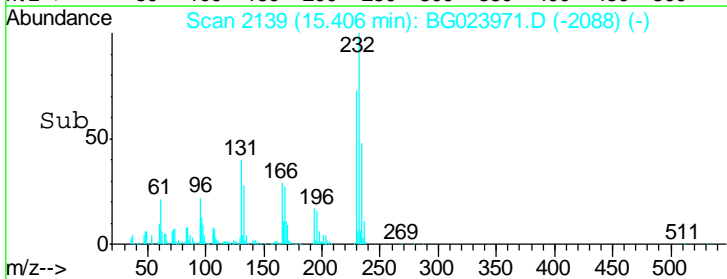
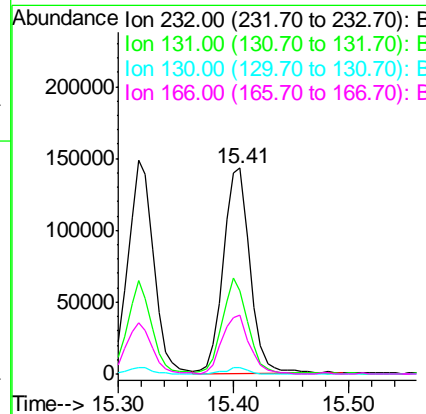
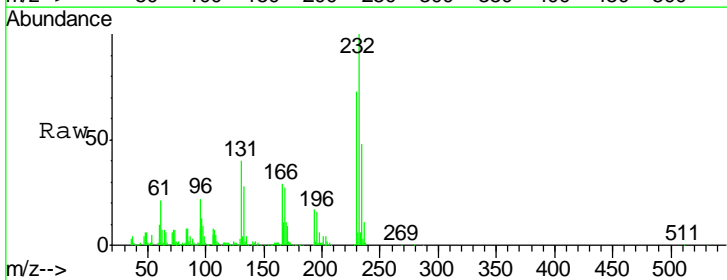
Instrument :  
 BNA\_G  
 ClientSampleId :  
 SSTDCCC040

Tgt Ion	Resp	Lower	Upper
166	100		
165	99.7	81.0	121.6
167	14.6	12.0	18.0

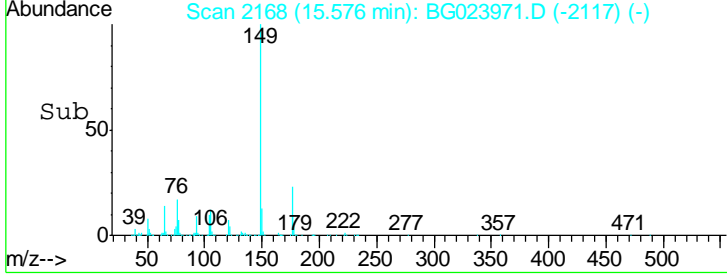
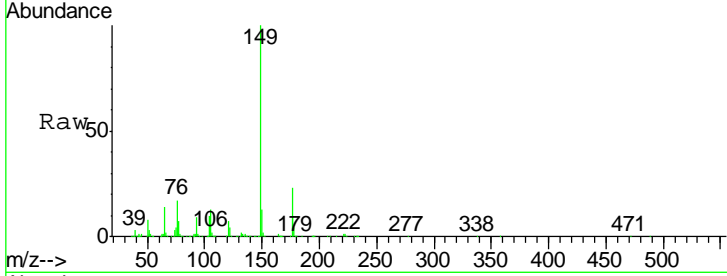
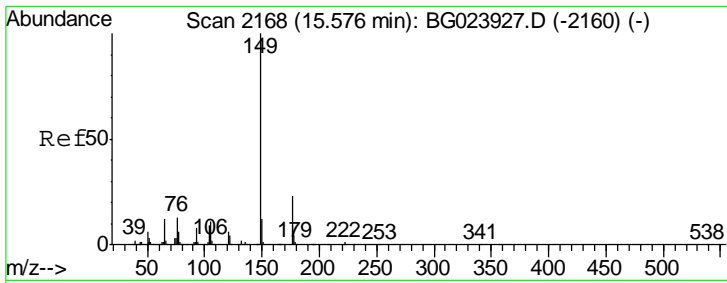


#58  
 2,3,4,6-Tetrachlorophenol  
 Concen: 42.38 ng  
 RT: 15.41 min Scan# 2139  
 Delta R.T. 0.00 min  
 Lab File: BG023971.D  
 Acq: 9 Sep 2016 10:21

Tgt Ion	Resp	Lower	Upper
232	100		
131	45.3	32.7	49.1
130	2.8	2.6	3.8
166	28.8	23.0	34.6



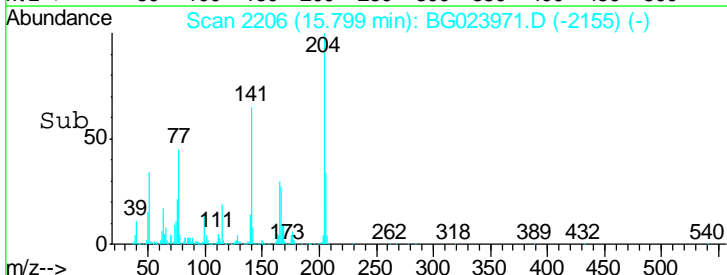
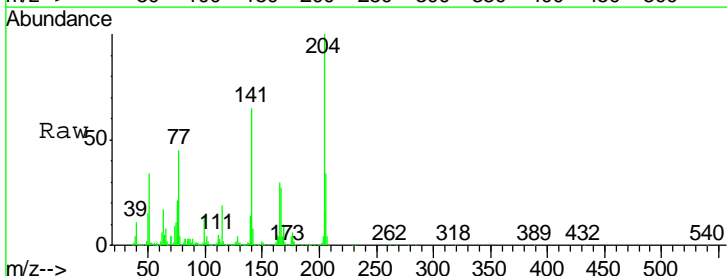
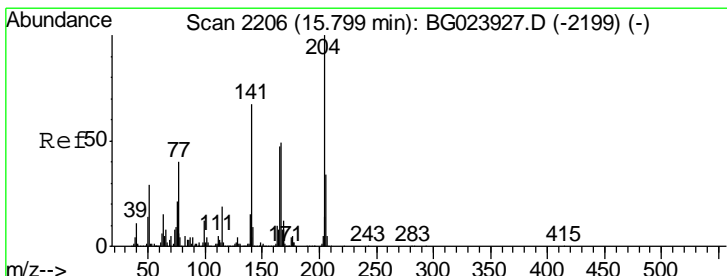
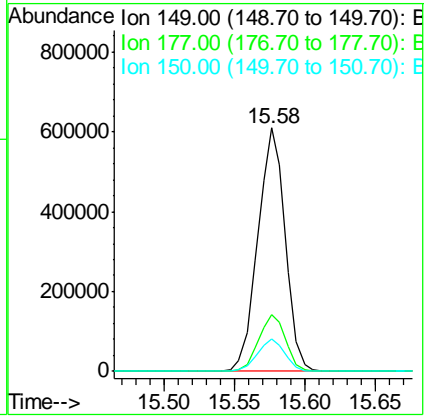




#59  
 Diethylphthalate  
 Concen: 38.58 ng  
 RT: 15.58 min Scan# 2168  
 Delta R.T. 0.00 min  
 Lab File: BG023971.D  
 Acq: 9 Sep 2016 10:21

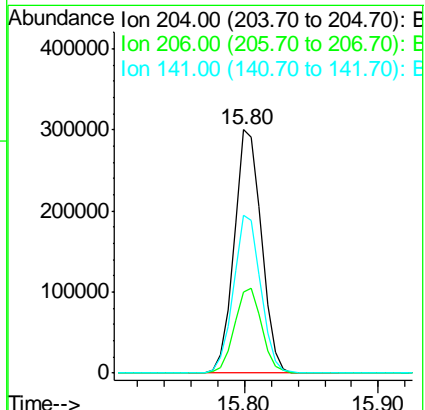
Instrument :  
 BNA\_G  
 ClientSampleId :  
 SSTDCCC040

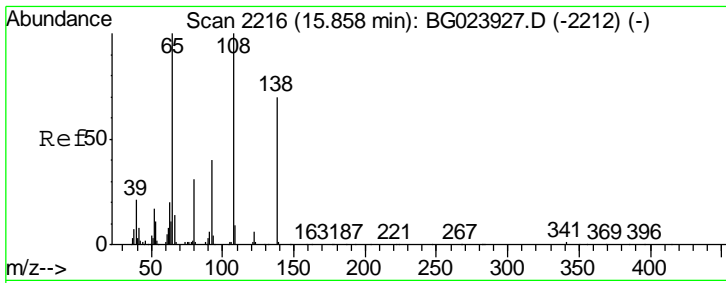
Tgt Ion	Resp	Lower	Upper
149	100		
177	23.1	19.2	28.8
150	13.4	10.6	16.0



#60  
 4-Chlorophenyl-phenylether  
 Concen: 40.73 ng  
 RT: 15.80 min Scan# 2206  
 Delta R.T. 0.00 min  
 Lab File: BG023971.D  
 Acq: 9 Sep 2016 10:21

Tgt Ion	Resp	Lower	Upper
204	100		
206	33.5	28.5	42.7
141	64.8	51.4	77.0

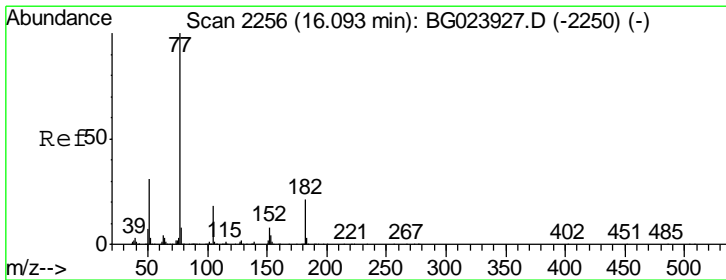
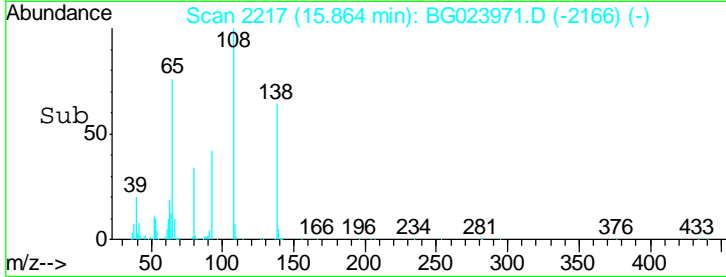
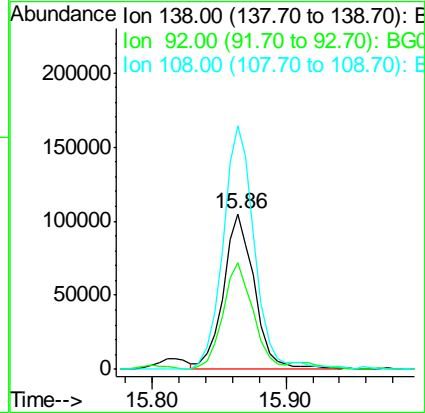
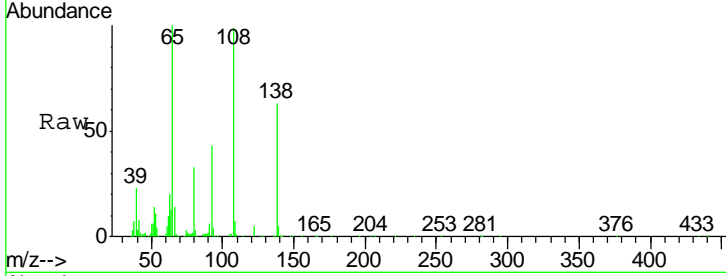




#61  
 4-Nitroaniline  
 Concen: 41.55 ng  
 RT: 15.86 min Scan# 2217  
 Delta R.T. 0.00 min  
 Lab File: BG023971.D  
 Acq: 9 Sep 2016 10:21

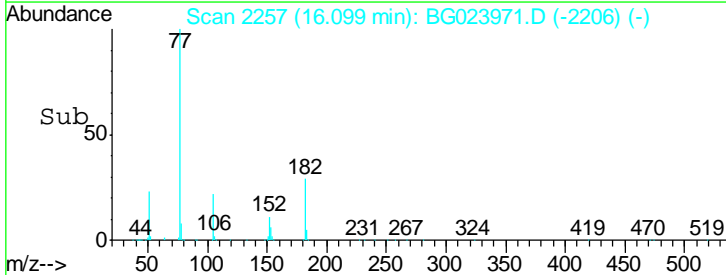
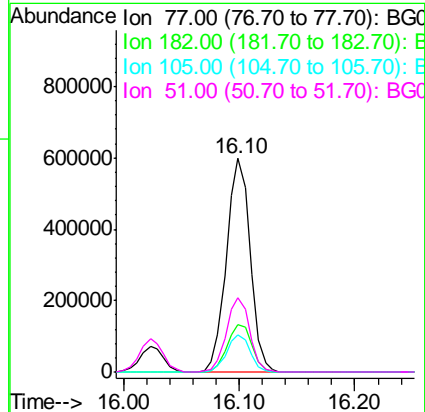
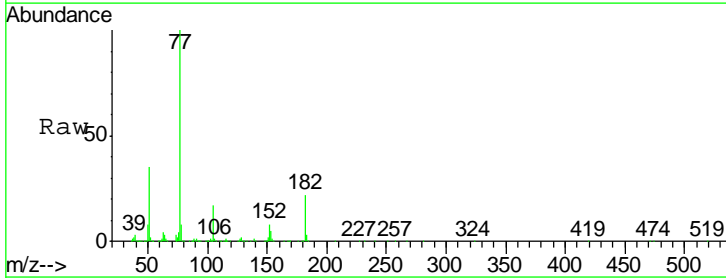
Instrument :  
 BNA\_G  
 ClientSampleId :  
 SSTDCCC040

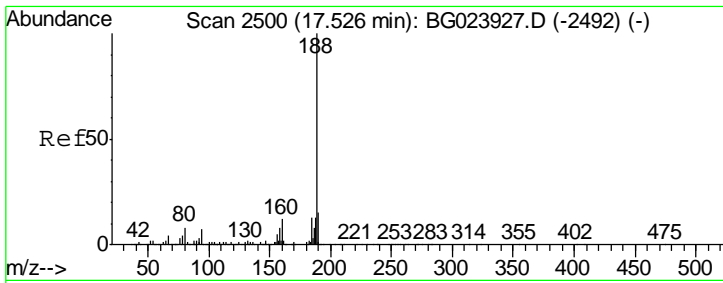
Tgt Ion	Resp	Lower	Upper
138	100		
92	68.8	54.1	94.1
108	156.7	133.9	173.9



#62  
 Azobenzene  
 Concen: 40.68 ng  
 RT: 16.10 min Scan# 2257  
 Delta R.T. 0.00 min  
 Lab File: BG023971.D  
 Acq: 9 Sep 2016 10:21

Tgt Ion	Resp	Lower	Upper
77	100		
182	22.2	3.5	43.5
105	17.2	0.0	38.5
51	34.5	17.1	57.1

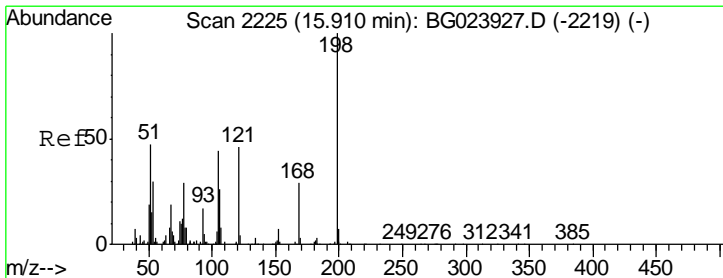
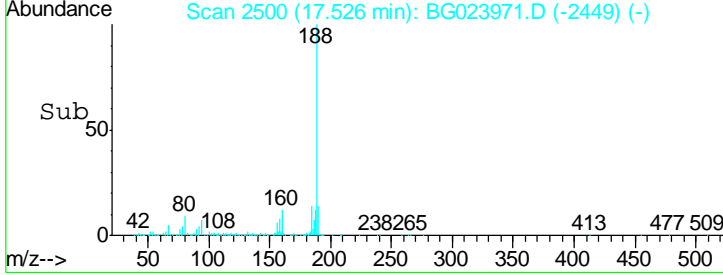
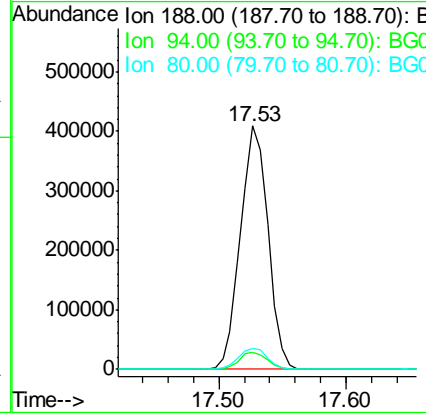
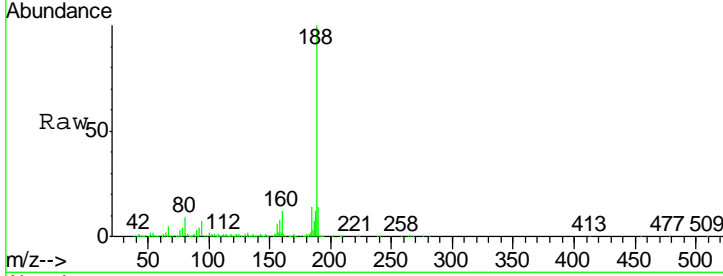




#63  
 Phenanthrene-d10  
 Concen: 20.00 ng  
 RT: 17.53 min Scan# 2500  
 Delta R.T. 0.00 min  
 Lab File: BG023971.D  
 Acq: 9 Sep 2016 10:21

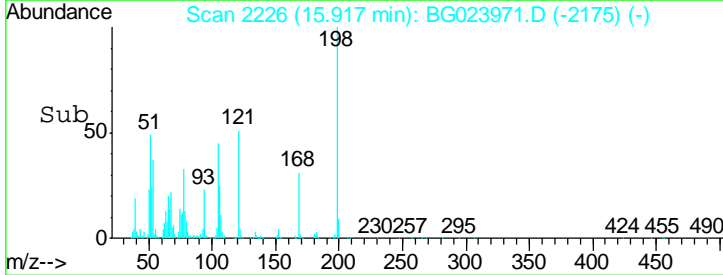
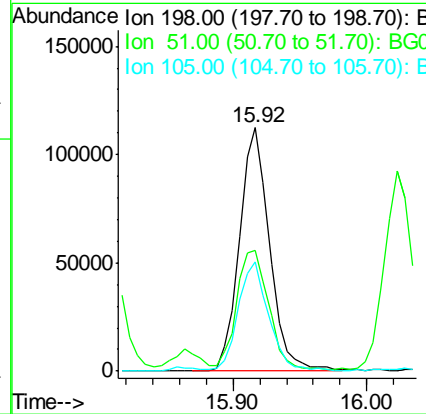
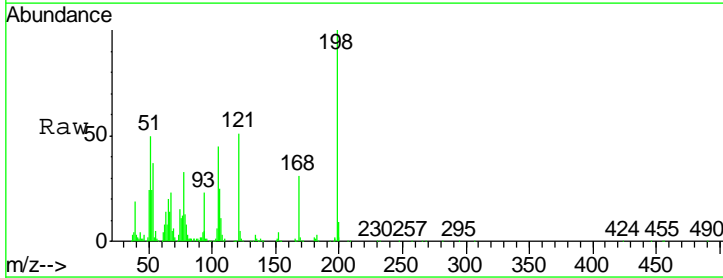
Instrument :  
 BNA\_G  
 ClientSampled :  
 SSTDCCC040

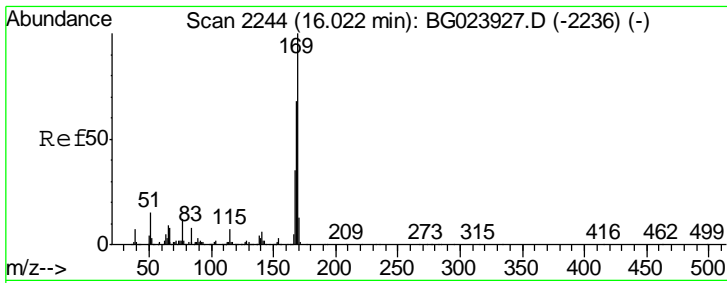
Tgt Ion	Resp	Lower	Upper
188	100		
94	7.1	5.2	7.8
80	8.6	7.2	10.8



#64  
 4,6-Dinitro-2-methylphenol  
 Concen: 41.22 ng  
 RT: 15.92 min Scan# 2226  
 Delta R.T. 0.00 min  
 Lab File: BG023971.D  
 Acq: 9 Sep 2016 10:21

Tgt Ion	Resp	Lower	Upper
198	100		
51	49.7	26.0	66.0
105	45.0	20.1	60.1

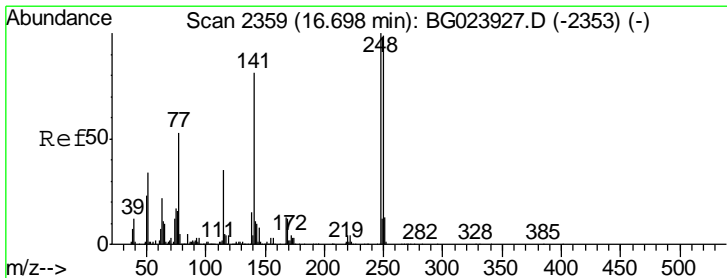
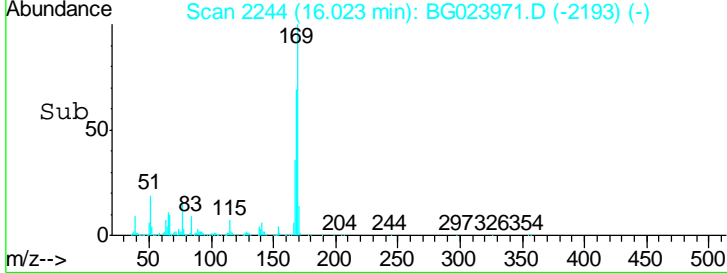
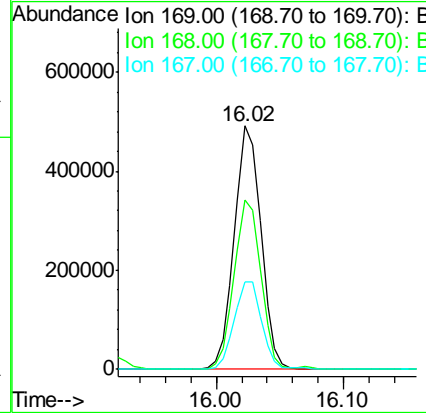
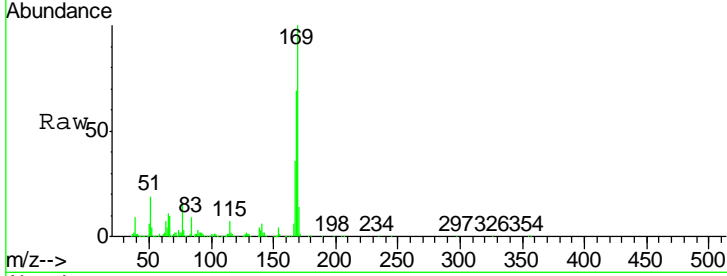




#65  
 n-Nitrosodiphenylamine  
 Concen: 40.87 ng  
 RT: 16.02 min Scan# 2244  
 Delta R.T. 0.00 min  
 Lab File: BG023971.D  
 Acq: 9 Sep 2016 10:21

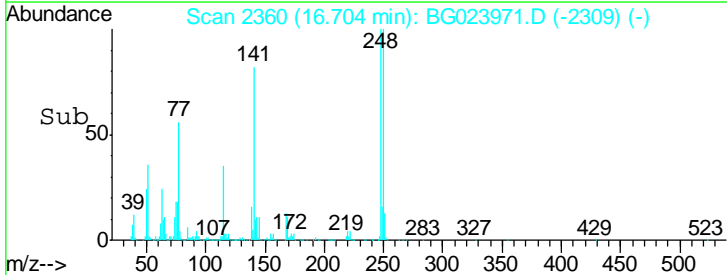
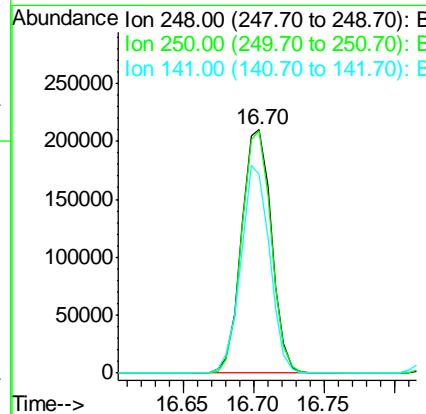
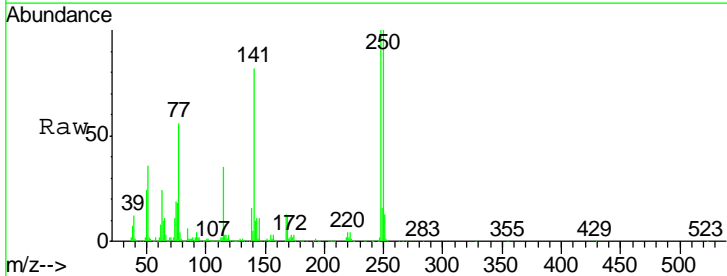
Instrument :  
 BNA\_G  
 ClientSampleID :  
 SSTDCCC040

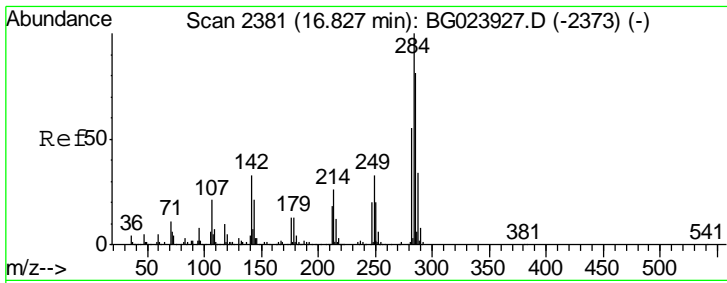
Tgt Ion	Resp	Lower	Upper
169	713607		
168	69.4	55.0	82.4
167	35.9	27.4	41.0



#66  
 4-Bromophenyl-phenylether  
 Concen: 41.52 ng  
 RT: 16.70 min Scan# 2360  
 Delta R.T. 0.00 min  
 Lab File: BG023971.D  
 Acq: 9 Sep 2016 10:21

Tgt Ion	Resp	Lower	Upper
248	310539		
250	99.6	77.8	116.8
141	81.8	65.7	98.5

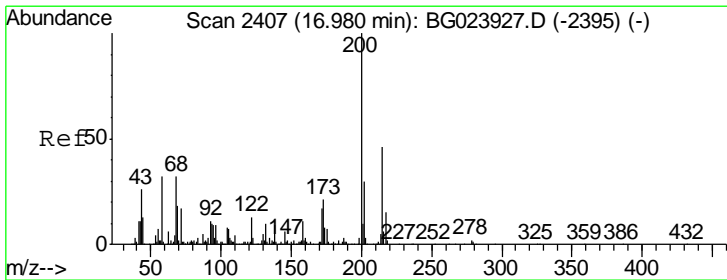
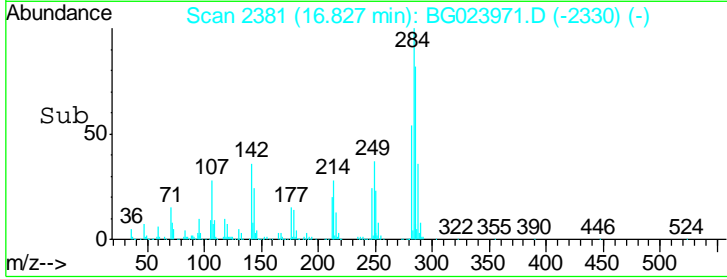
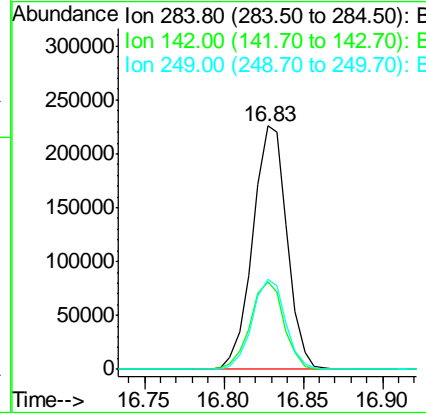
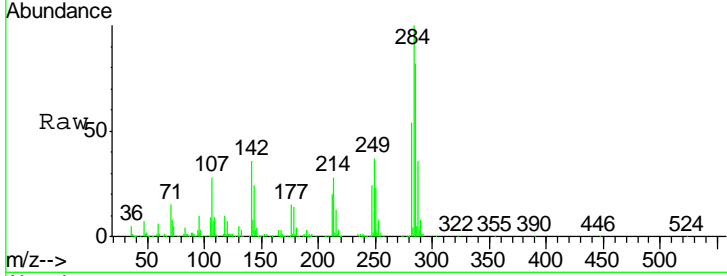




#67  
 Hexachlorobenzene  
 Concen: 38.63 ng  
 RT: 16.83 min Scan# 2381  
 Delta R.T. 0.00 min  
 Lab File: BG023971.D  
 Acq: 9 Sep 2016 10:21

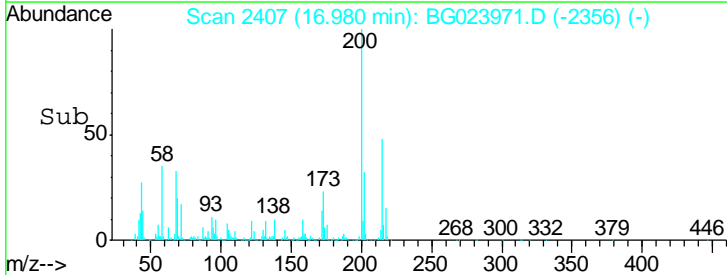
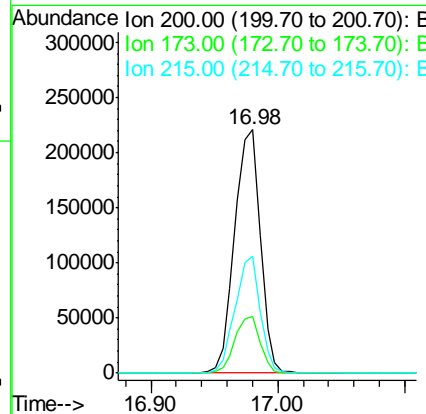
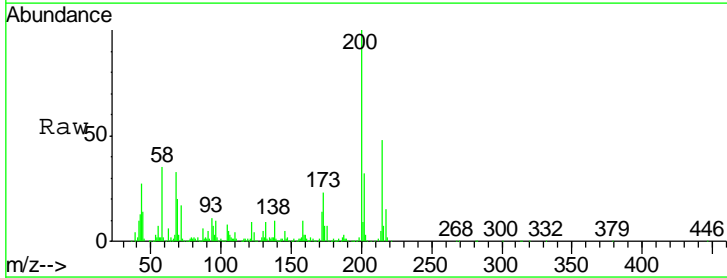
Instrument :  
 BNA\_G  
 ClientSampleId :  
 SSTDCCC040

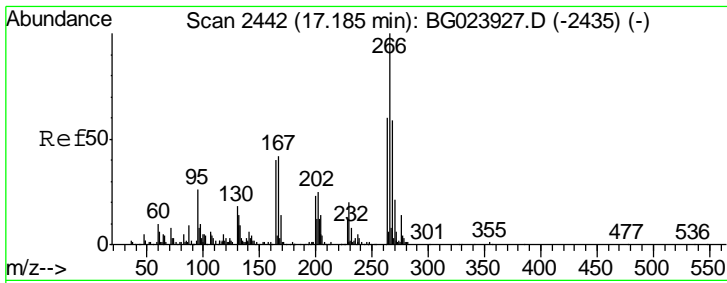
Tgt Ion	Resp	Lower	Upper
284	100		
142	36.0	26.8	40.2
249	37.2	28.9	43.3



#68  
 Atrazine  
 Concen: 41.15 ng  
 RT: 16.98 min Scan# 2407  
 Delta R.T. 0.00 min  
 Lab File: BG023971.D  
 Acq: 9 Sep 2016 10:21

Tgt Ion	Resp	Lower	Upper
200	100		
173	23.1	1.6	41.6
215	48.1	28.7	68.7

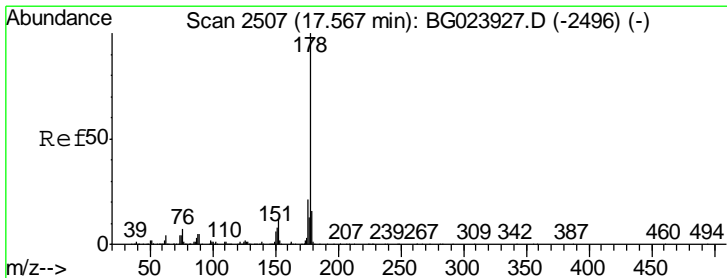
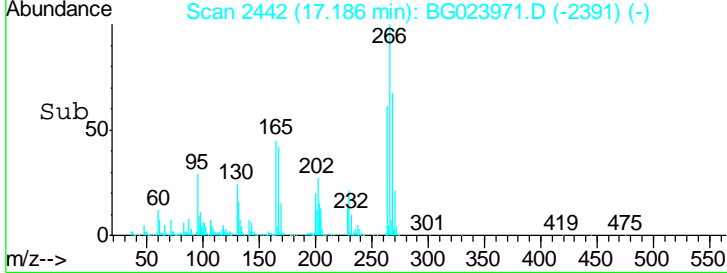
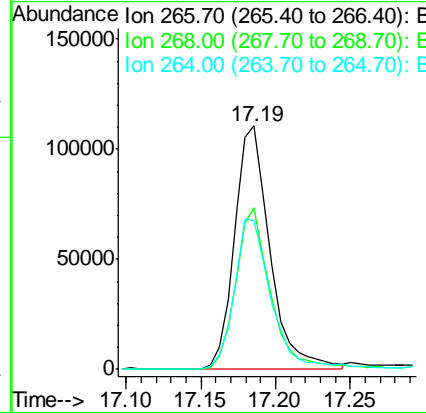
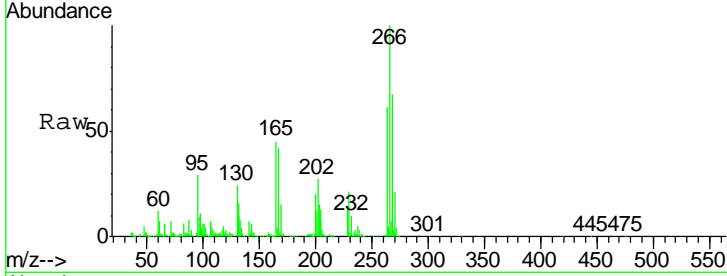




#69  
 Pentachlorophenol  
 Concen: 39.47 ng  
 RT: 17.19 min Scan# 2442  
 Delta R.T. 0.00 min  
 Lab File: BG023971.D  
 Acq: 9 Sep 2016 10:21

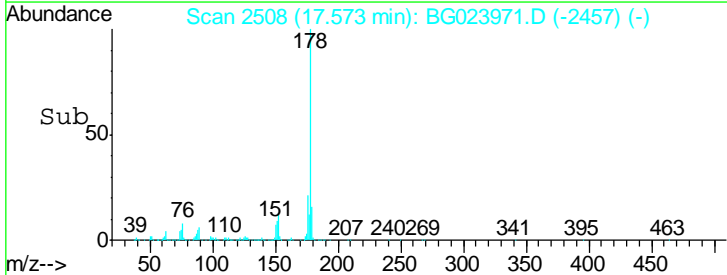
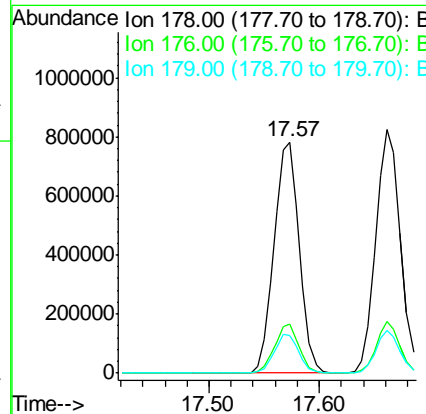
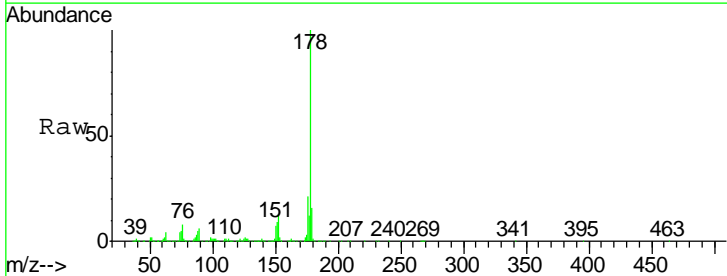
Instrument :  
 BNA\_G  
 ClientSampleID :  
 SSTDCCC040

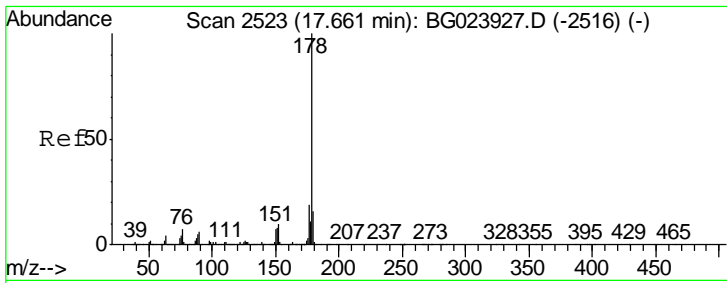
Tgt Ion	Resp	Lower	Upper
266	183869		
268	66.7	51.9	77.9
264	61.4	50.6	75.8



#70  
 Phenanthrene  
 Concen: 39.01 ng  
 RT: 17.57 min Scan# 2508  
 Delta R.T. 0.00 min  
 Lab File: BG023971.D  
 Acq: 9 Sep 2016 10:21

Tgt Ion	Resp	Lower	Upper
178	1247609		
176	21.2	16.8	25.2
179	16.2	14.3	21.5



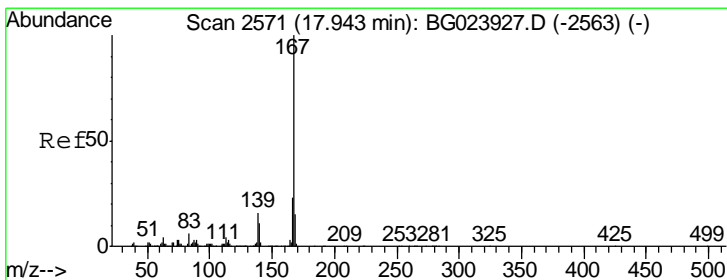
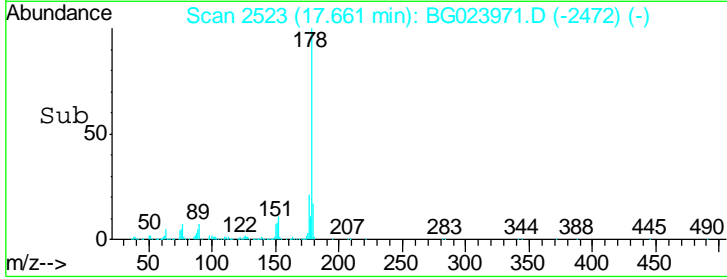
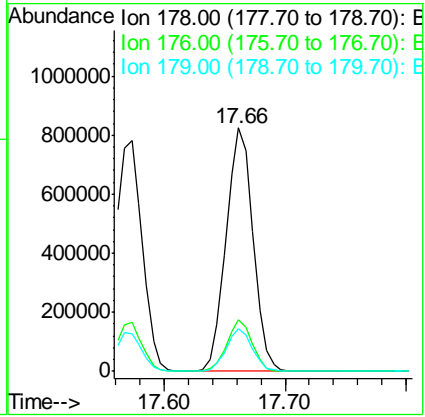
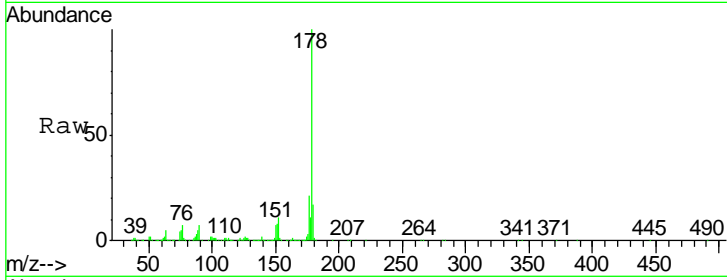


#71  
 Anthracene  
 Concen: 39.09 ng  
 RT: 17.66 min Scan# 2523  
 Delta R.T. 0.00 min  
 Lab File: BG023971.D  
 Acq: 9 Sep 2016 10:21

Instrument : BNA\_G  
 ClientSampleId : SSTDCCC040

Tgt Ion: 178 Resp: 1275126

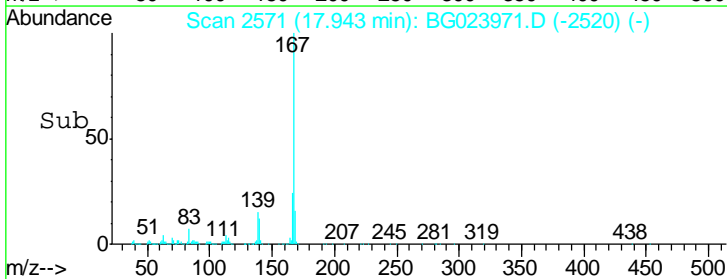
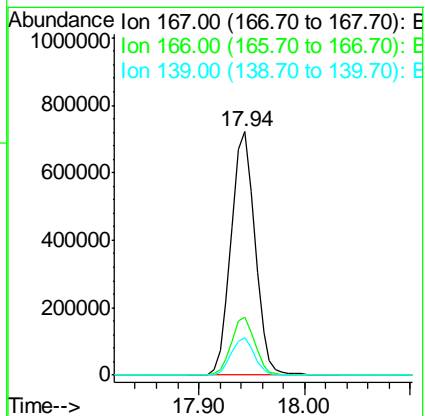
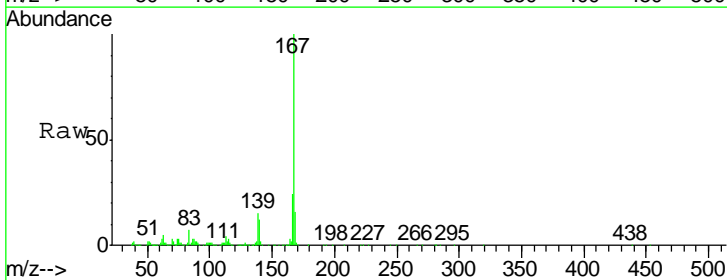
Ion	Ratio	Lower	Upper
178	100		
176	21.1	17.3	25.9
179	17.5	14.0	21.0

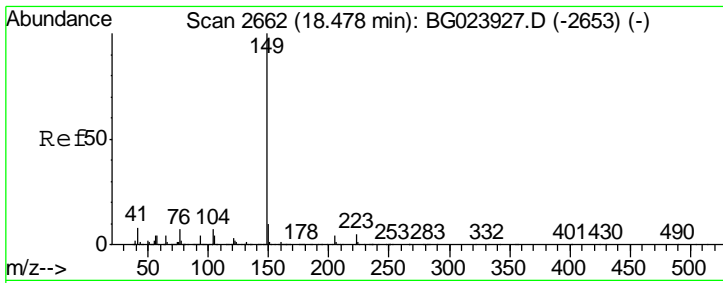


#72  
 Carbazole  
 Concen: 38.09 ng  
 RT: 17.94 min Scan# 2571  
 Delta R.T. 0.00 min  
 Lab File: BG023971.D  
 Acq: 9 Sep 2016 10:21

Tgt Ion: 167 Resp: 1127605

Ion	Ratio	Lower	Upper
167	100		
166	23.9	20.7	31.1
139	15.2	11.9	17.9

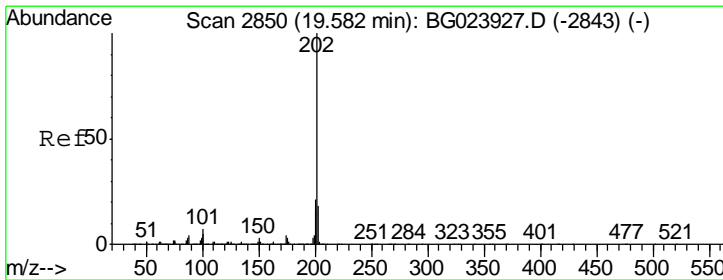
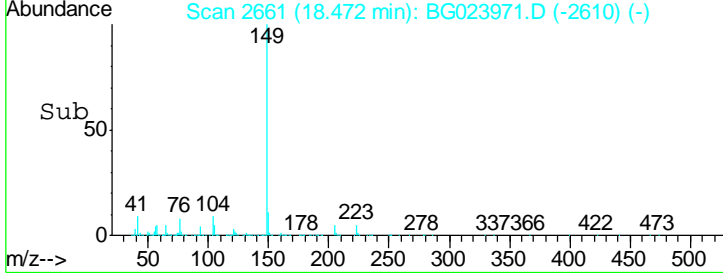
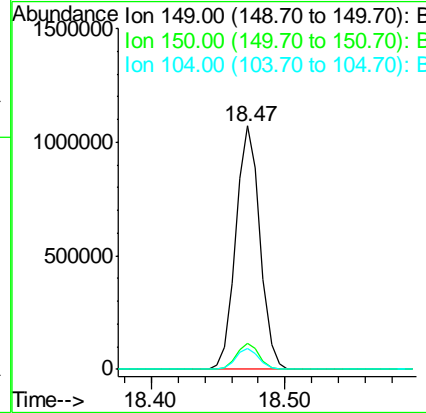
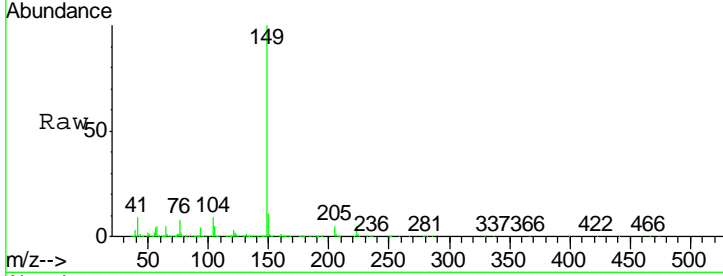




#73  
 Di-n-butylphthalate  
 Concen: 38.21 ng  
 RT: 18.47 min Scan# 2661  
 Delta R.T. 0.00 min  
 Lab File: BG023971.D  
 Acq: 9 Sep 2016 10:21

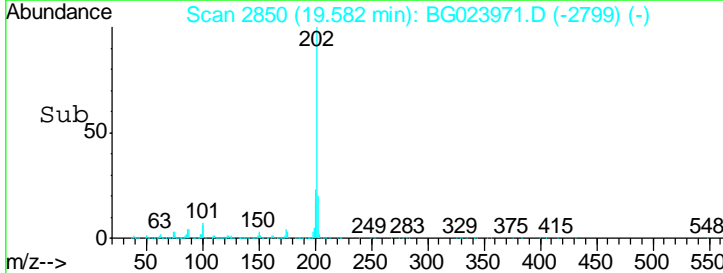
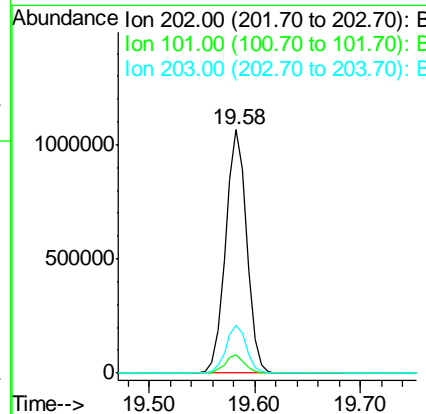
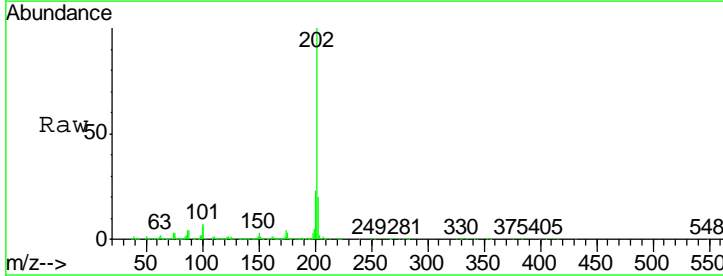
Instrument :  
 BNA\_G  
 ClientSampleID :  
 SSTDCCC040

Tgt Ion	Resp	Lower	Upper
149	1349470		
150	10.8	9.1	13.7
104	8.6	6.9	10.3

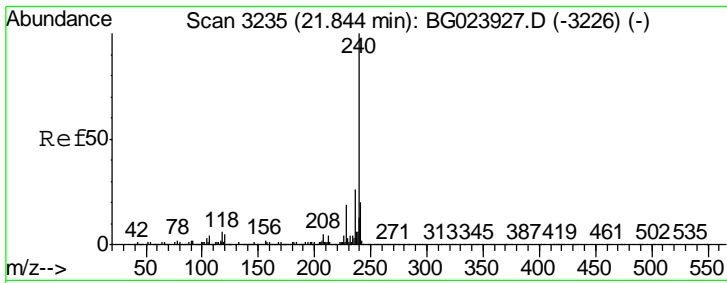


#74  
 Fluoranthene  
 Concen: 38.50 ng  
 RT: 19.58 min Scan# 2850  
 Delta R.T. 0.00 min  
 Lab File: BG023971.D  
 Acq: 9 Sep 2016 10:21

Tgt Ion	Resp	Lower	Upper
202	1482517		
101	7.3	0.0	27.4
203	19.7	1.7	41.7



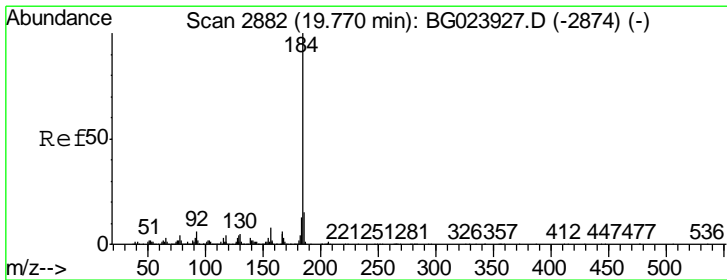
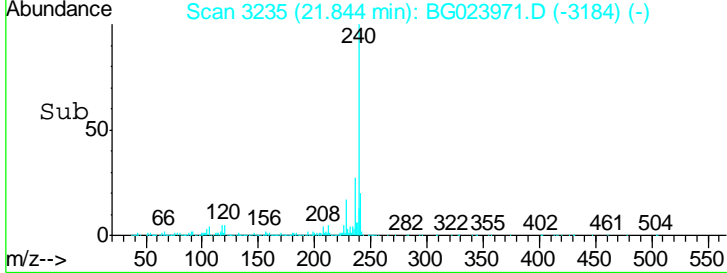
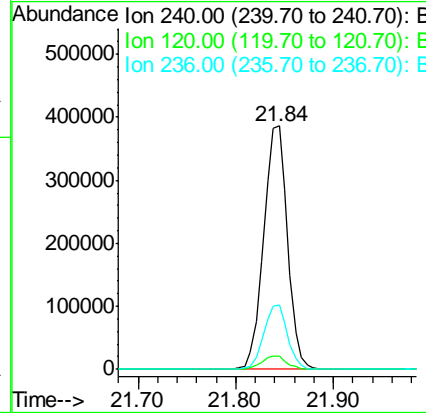
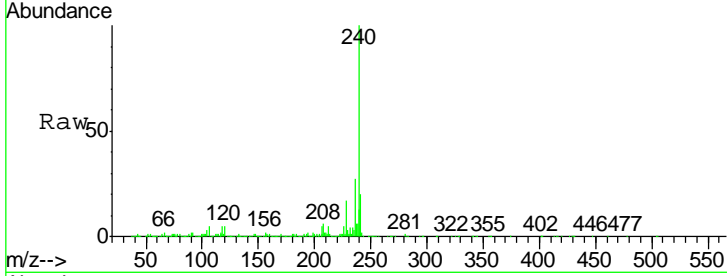




#75  
 Chrysene-d12  
 Concen: 20.00 ng  
 RT: 21.84 min Scan# 3235  
 Delta R.T. 0.00 min  
 Lab File: BG023971.D  
 Acq: 9 Sep 2016 10:21

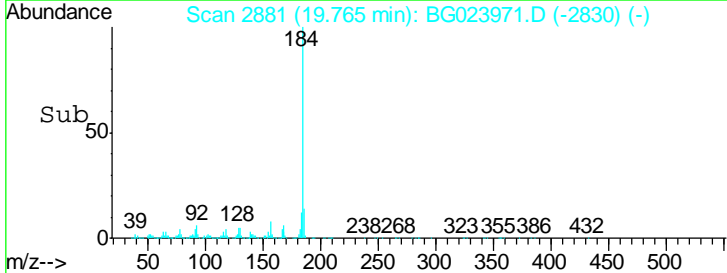
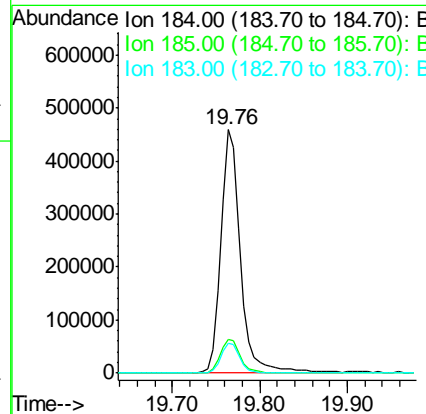
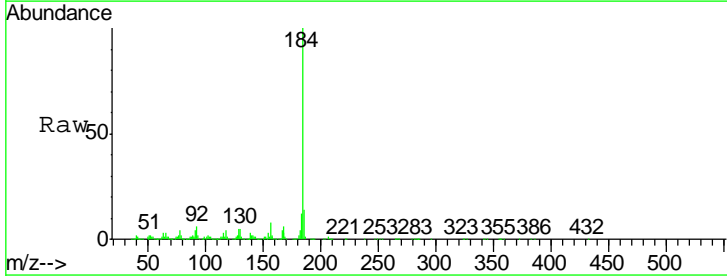
Instrument :  
 BNA\_G  
 ClientSampleId :  
 SSTDCCC040

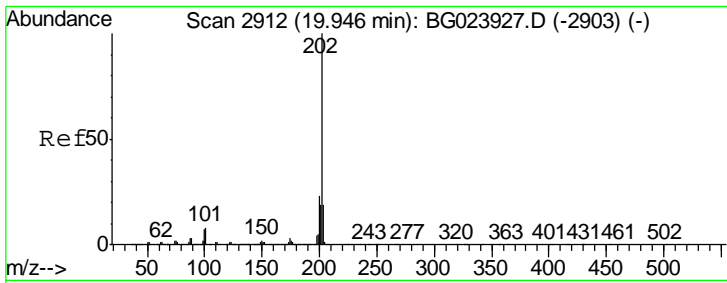
Tgt Ion	Resp	Lower	Upper
240	100		
120	5.4	4.1	6.1
236	26.6	21.1	31.7



#76  
 Benzidine  
 Concen: 34.95 ng  
 RT: 19.76 min Scan# 2881  
 Delta R.T. 0.00 min  
 Lab File: BG023971.D  
 Acq: 9 Sep 2016 10:21

Tgt Ion	Resp	Lower	Upper
184	100		
185	14.1	12.6	19.0
183	12.1	10.7	16.1

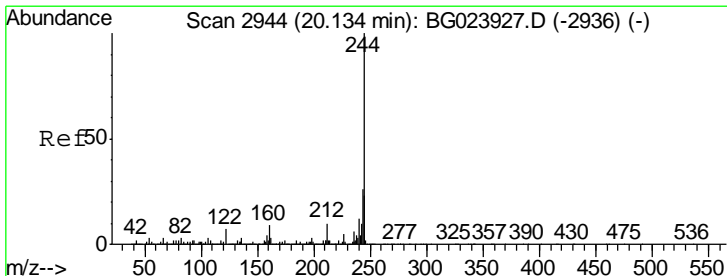
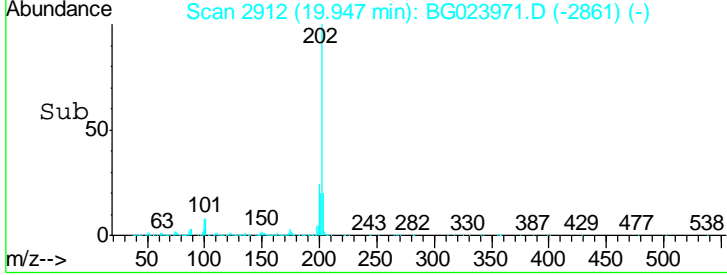
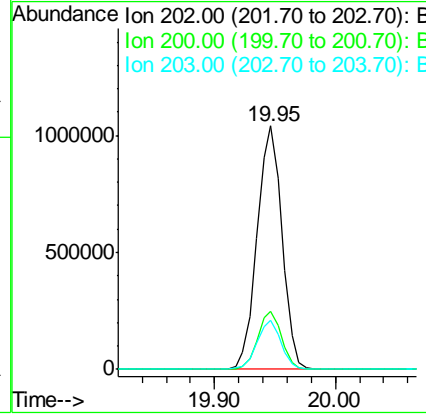
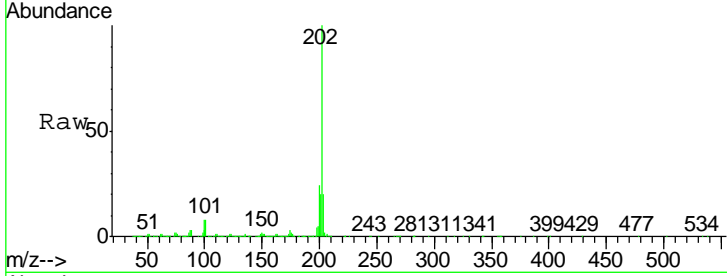




#77  
 Pyrene  
 Concen: 36.82 ng  
 RT: 19.95 min Scan# 2912  
 Delta R.T. 0.00 min  
 Lab File: BG023971.D  
 Acq: 9 Sep 2016 10:21

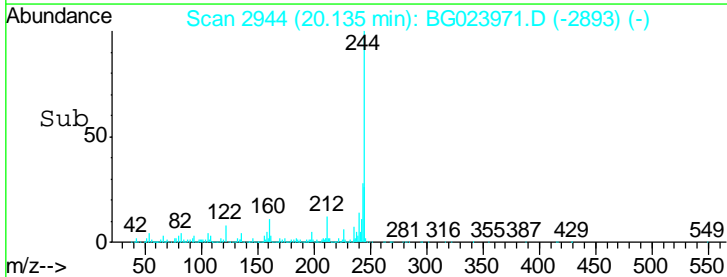
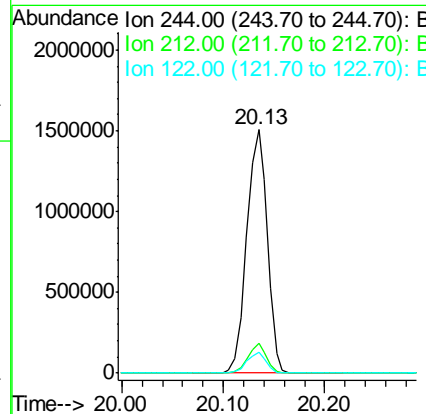
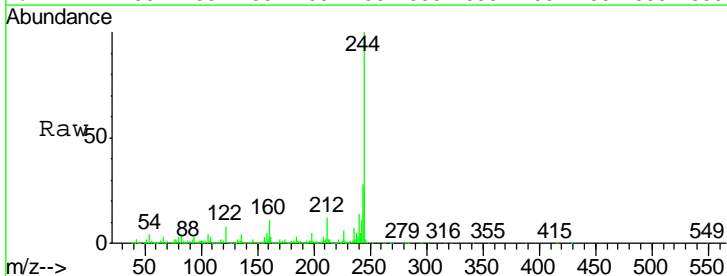
Instrument : BNA\_G  
 ClientSampled : SSTDCCC040

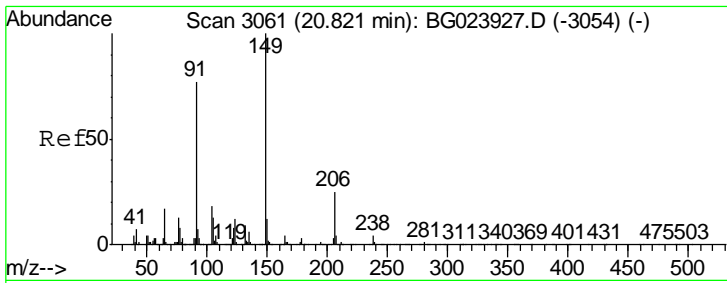
Tgt Ion	Resp	Lower	Upper
202	1497524		
200	23.6	21.2	31.8
203	20.3	16.8	25.2



#78  
 Terphenyl-d14  
 Concen: 72.76 ng  
 RT: 20.13 min Scan# 2944  
 Delta R.T. 0.00 min  
 Lab File: BG023971.D  
 Acq: 9 Sep 2016 10:21

Tgt Ion	Resp	Lower	Upper
244	2112721		
212	12.2	10.8	16.2
122	8.4	8.0	12.0

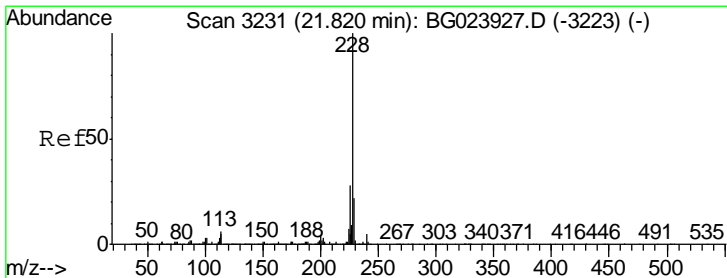
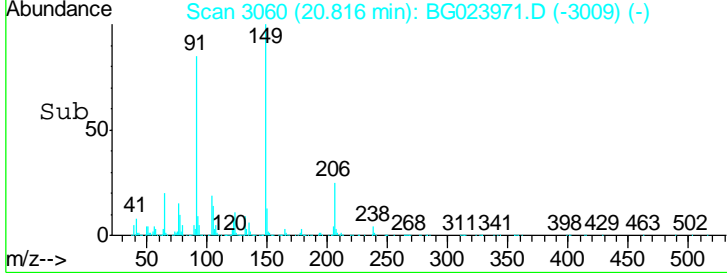
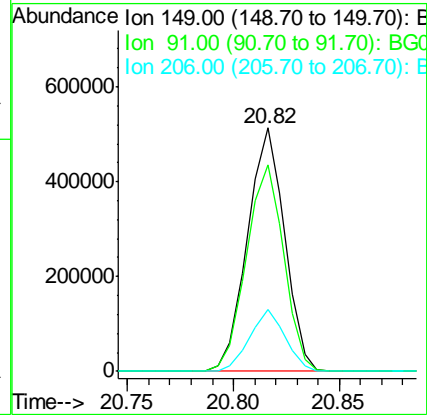
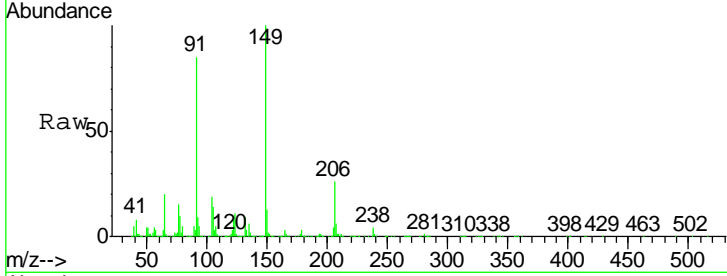




#79  
 Butylbenzylphthalate  
 Concen: 39.87 ng  
 RT: 20.82 min Scan# 3060  
 Delta R.T. 0.00 min  
 Lab File: BG023971.D  
 Acq: 9 Sep 2016 10:21

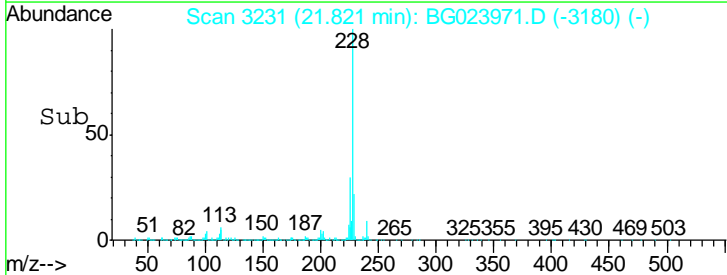
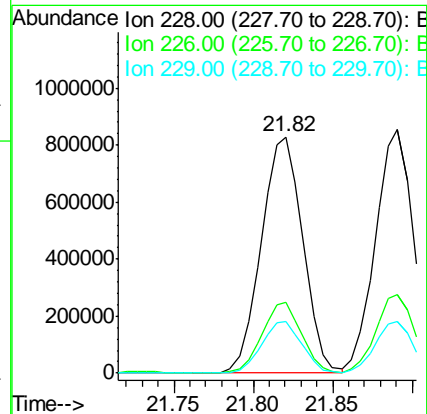
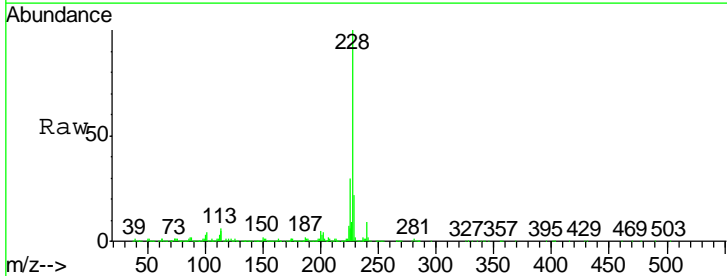
Instrument :  
 BNA\_G  
 ClientSampleId :  
 SSTDCCC040

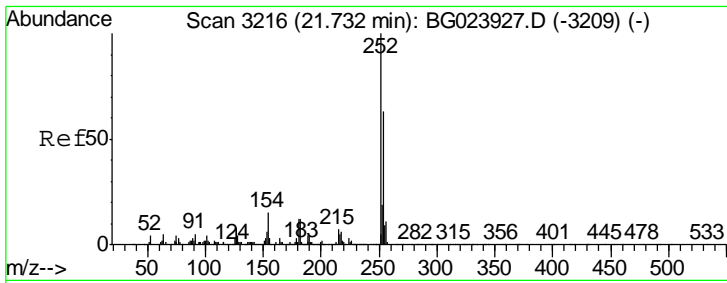
Tgt Ion	Resp	Lower	Upper
149	625145		
91	85.0	68.1	102.1
206	25.6	19.8	29.6



#80  
 Benzo(a)anthracene  
 Concen: 40.71 ng  
 RT: 21.82 min Scan# 3231  
 Delta R.T. 0.00 min  
 Lab File: BG023971.D  
 Acq: 9 Sep 2016 10:21

Tgt Ion	Resp	Lower	Upper
228	1507054		
226	29.9	25.3	37.9
229	21.8	19.9	29.9

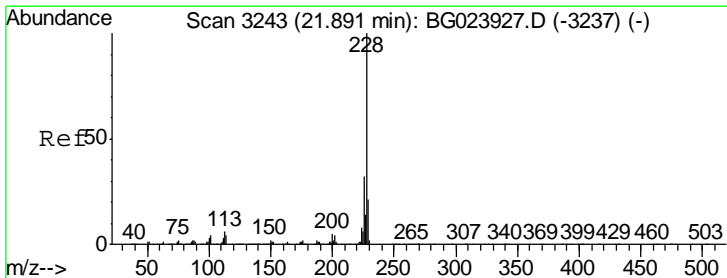
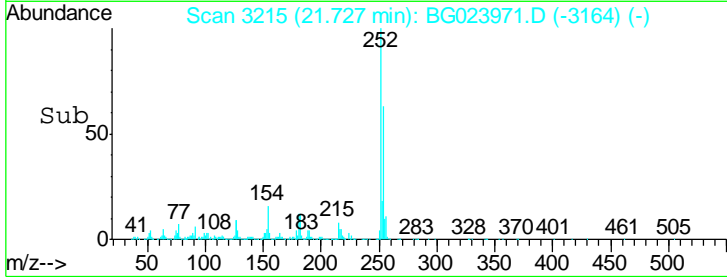
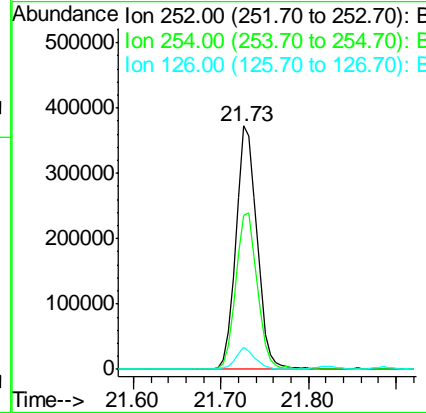
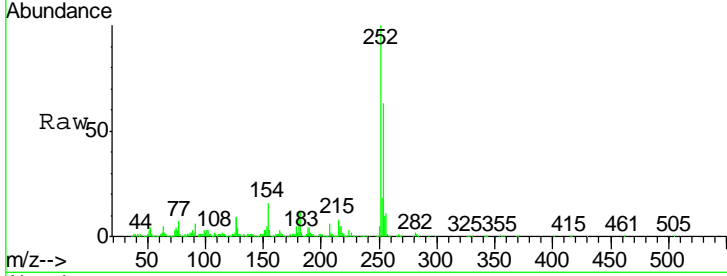




#81  
 3,3'-Dichlorobenzidine  
 Concen: 41.27 ng  
 RT: 21.73 min Scan# 3215  
 Delta R.T. 0.00 min  
 Lab File: BG023971.D  
 Acq: 9 Sep 2016 10:21

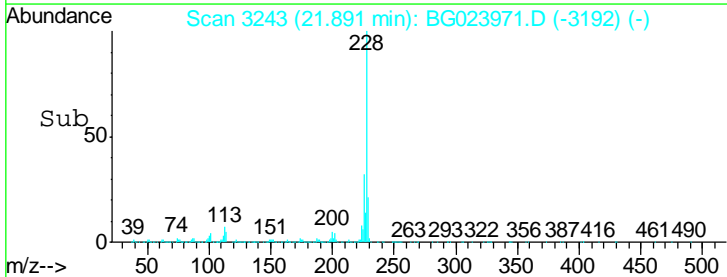
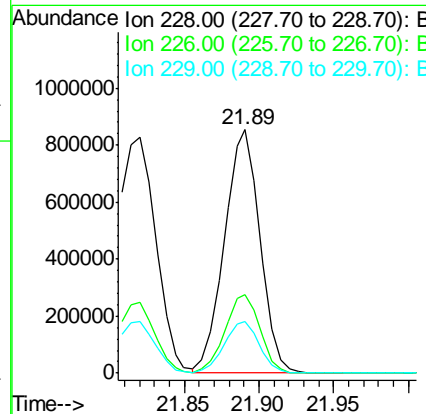
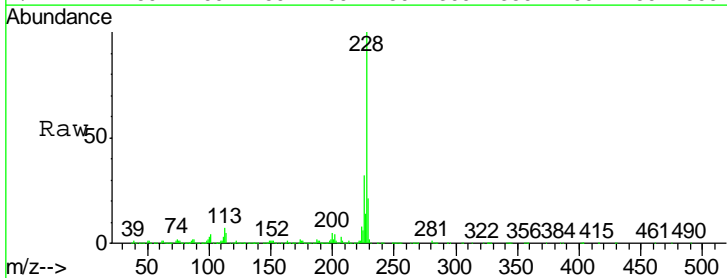
Instrument :  
 BNA\_G  
 ClientSampleId :  
 SSTDCCC040

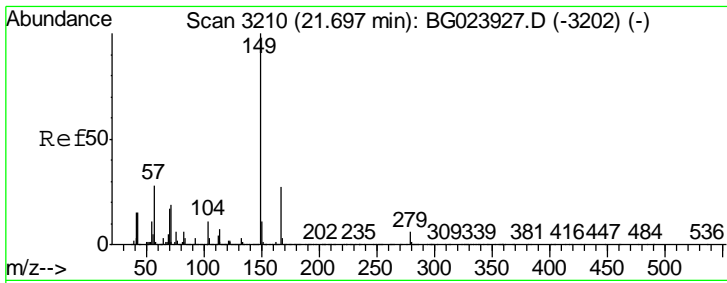
Tgt Ion	Resp	Lower	Upper
252	610706		
254	100	51.2	76.8
126	8.9	5.3	7.9#



#82  
 Chrysene  
 Concen: 40.22 ng  
 RT: 21.89 min Scan# 3243  
 Delta R.T. 0.00 min  
 Lab File: BG023971.D  
 Acq: 9 Sep 2016 10:21

Tgt Ion	Resp	Lower	Upper
228	1417300		
226	100	26.7	40.1
229	32.4	17.4	26.2

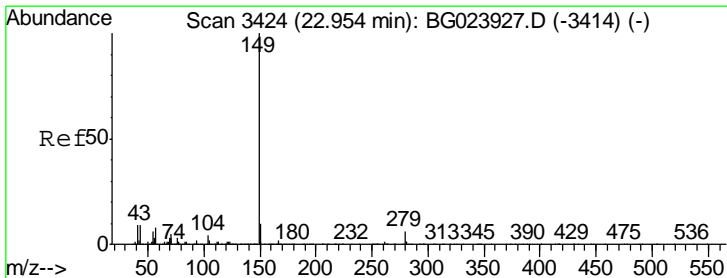
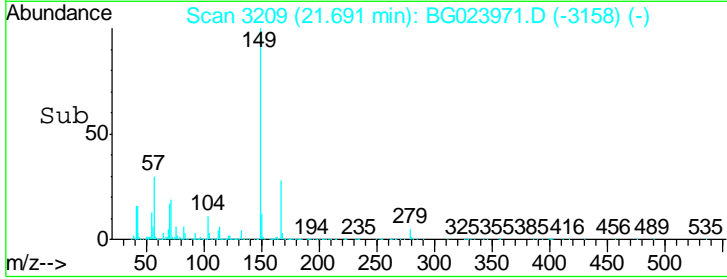
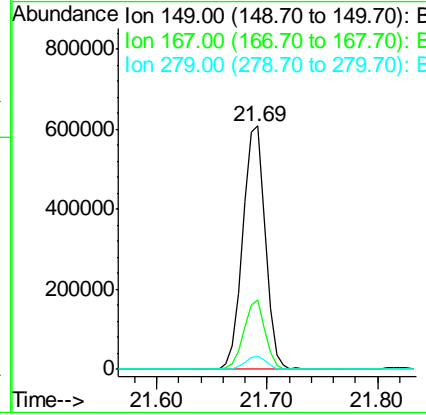
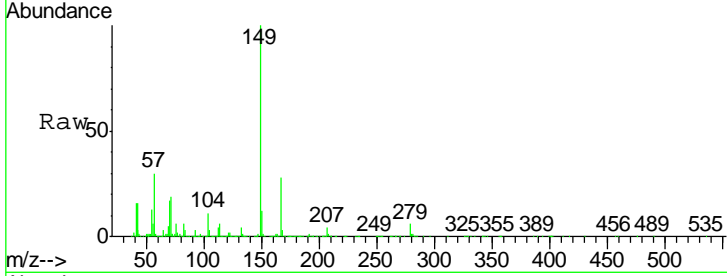




#83  
 Bis(2-ethylhexyl)phthalate  
 Concen: 40.52 ng  
 RT: 21.69 min Scan# 3209  
 Delta R.T. 0.00 min  
 Lab File: BG023971.D  
 Acq: 9 Sep 2016 10:21

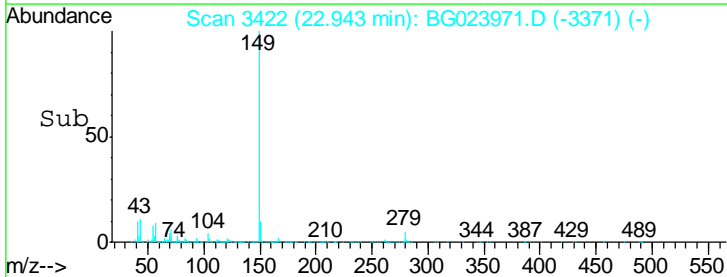
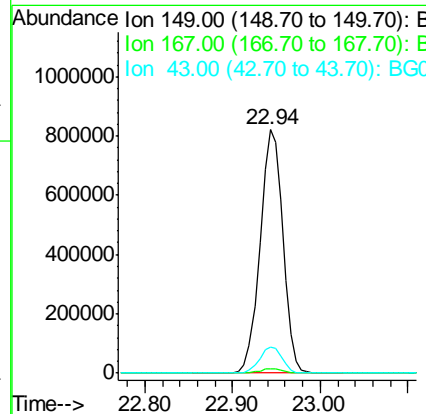
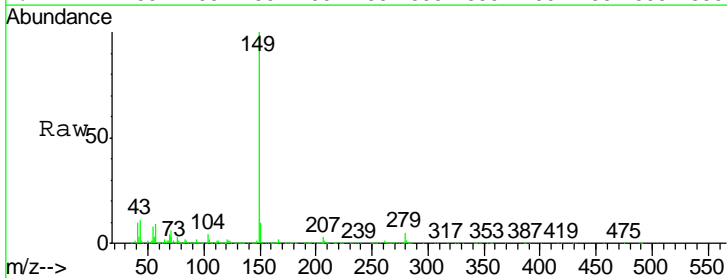
Instrument :  
 BNA\_G  
 ClientSampleId :  
 SSTDCCC040

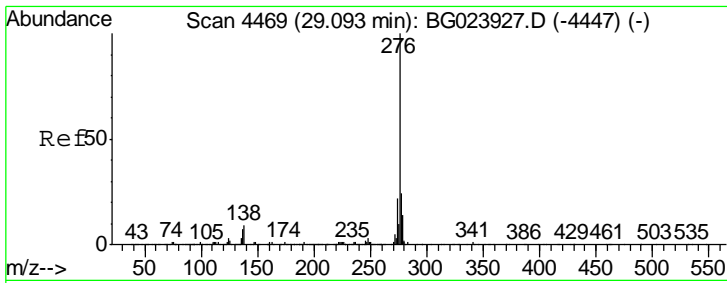
Tgt Ion	Resp	Lower	Upper
149	100		
167	28.5	24.0	36.0
279	5.5	4.8	7.2



#84  
 Di-n-octyl phthalate  
 Concen: 41.98 ng  
 RT: 22.94 min Scan# 3422  
 Delta R.T. 0.00 min  
 Lab File: BG023971.D  
 Acq: 9 Sep 2016 10:21

Tgt Ion	Resp	Lower	Upper
149	100		
167	1.7	1.5	2.3
43	10.7	8.8	13.2

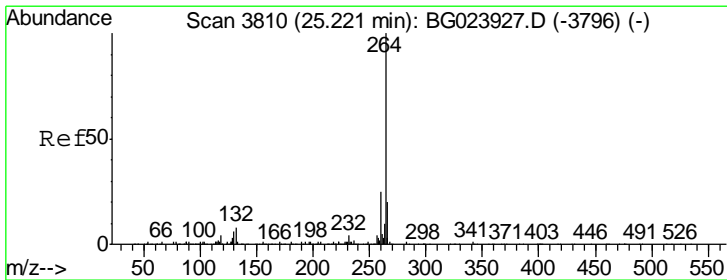
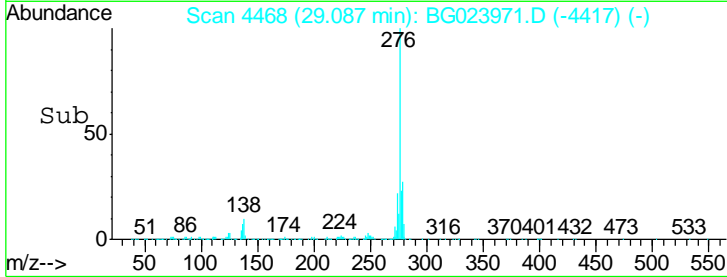
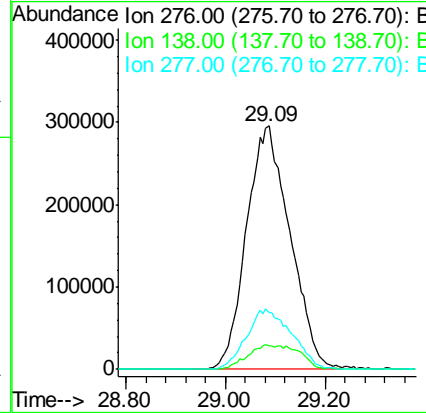
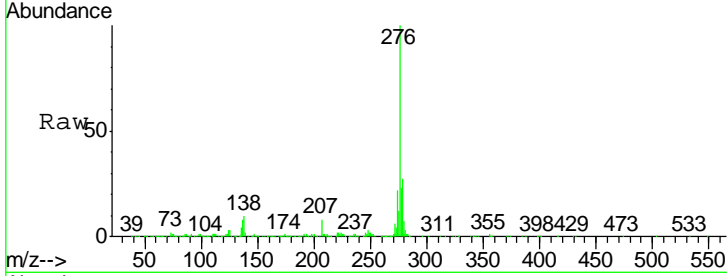




#85  
 Indeno(1,2,3-cd)pyrene  
 Concen: 45.96 ng  
 RT: 29.09 min Scan# 4468  
 Delta R.T. 0.00 min  
 Lab File: BG023971.D  
 Acq: 9 Sep 2016 10:21

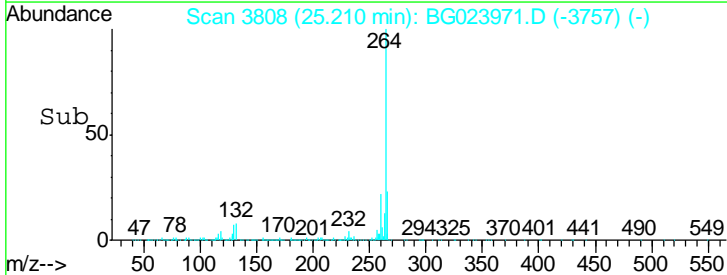
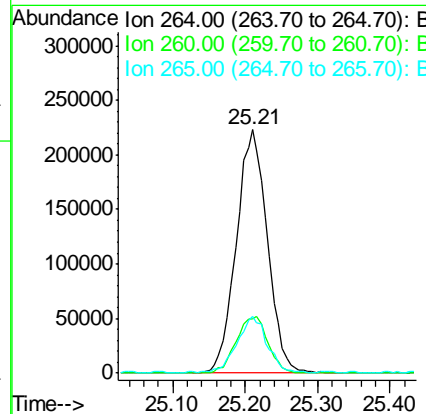
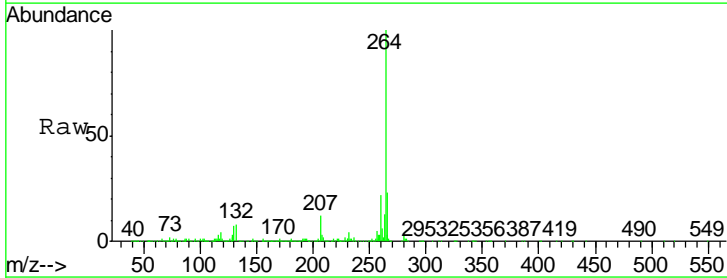
Instrument :  
 BNA\_G  
 ClientSampleId :  
 SSTDCCC040

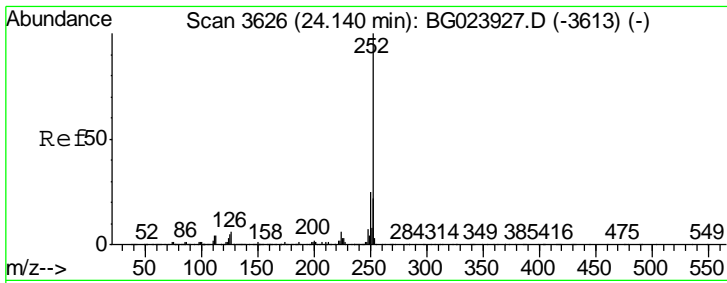
Tgt Ion	Resp	Lower	Upper
276	100		
138	11.9	0.0	0.0#
277	25.9	0.0	0.0#



#86  
 Perylene-d12  
 Concen: 20.00 ng  
 RT: 25.21 min Scan# 3808  
 Delta R.T. 0.00 min  
 Lab File: BG023971.D  
 Acq: 9 Sep 2016 10:21

Tgt Ion	Resp	Lower	Upper
264	100		
260	22.4	18.4	27.6
265	23.2	18.9	28.3



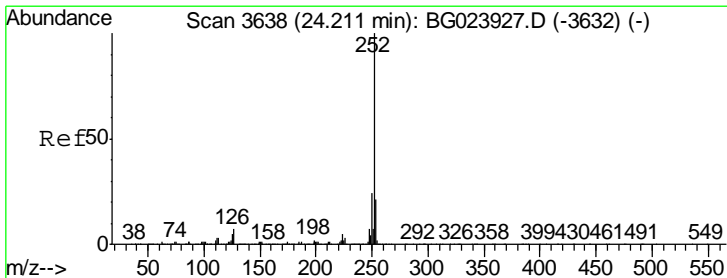
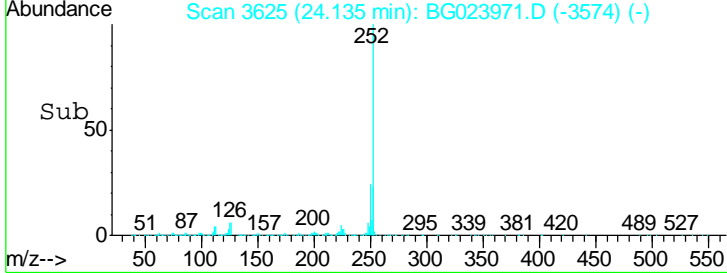
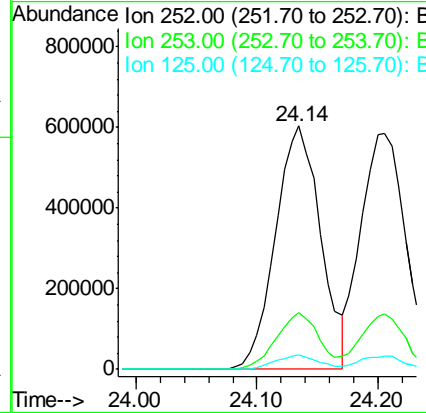
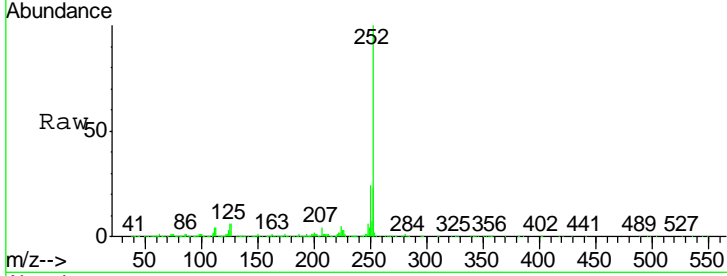


#87  
 Benzo(b)fluoranthene  
 Concen: 41.55 ng  
 RT: 24.14 min Scan# 3625  
 Delta R.T. 0.00 min  
 Lab File: BG023971.D  
 Acq: 9 Sep 2016 10:21

Instrument :  
 BNA\_G  
 ClientSampleId :  
 SSTDCCC040

Tgt Ion: 252 Resp: 1562086

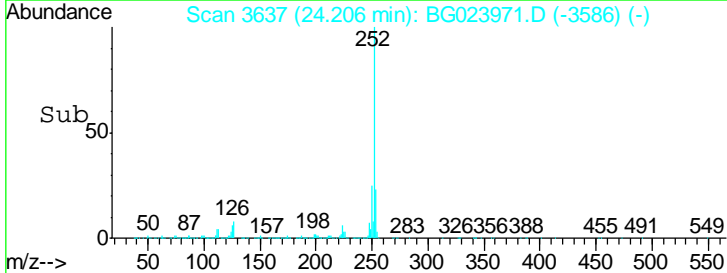
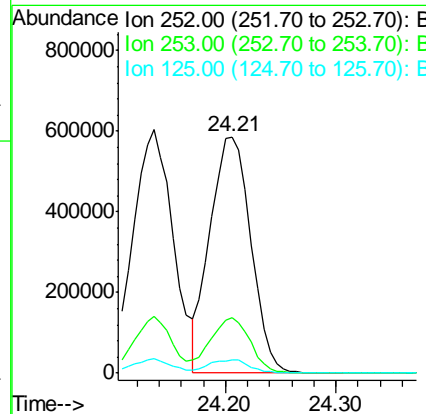
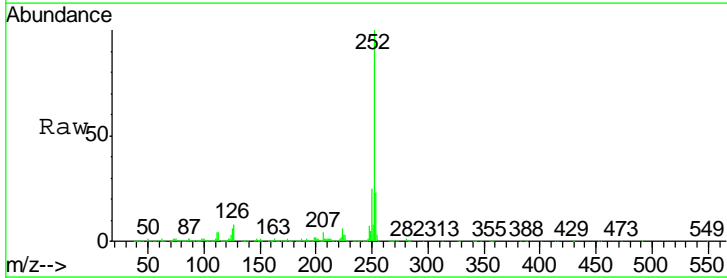
Ion	Ratio	Lower	Upper
252	100		
253	23.3	18.9	28.3
125	5.8	3.9	5.9

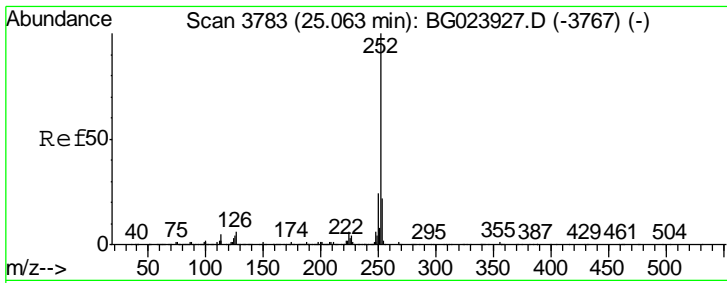


#88  
 Benzo(k)fluoranthene  
 Concen: 40.09 ng  
 RT: 24.21 min Scan# 3637  
 Delta R.T. 0.00 min  
 Lab File: BG023971.D  
 Acq: 9 Sep 2016 10:21

Tgt Ion: 252 Resp: 1494597

Ion	Ratio	Lower	Upper
252	100		
253	23.5	18.8	28.2
125	5.8	3.2	4.8#

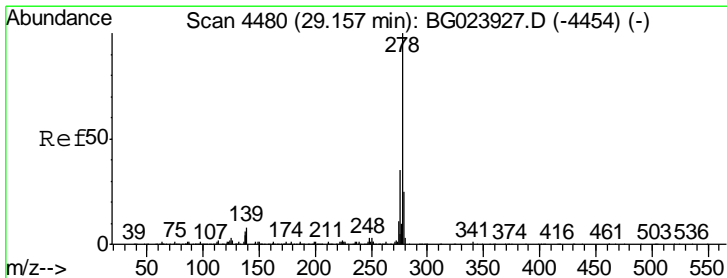
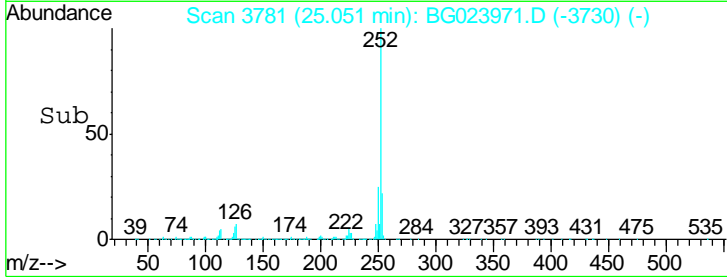
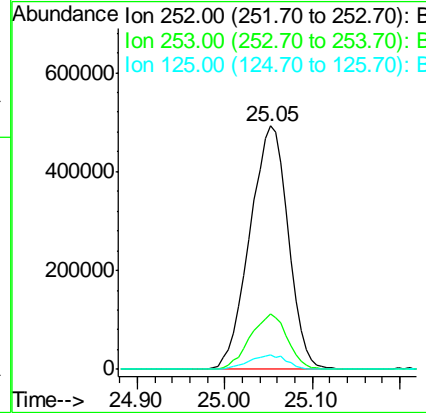
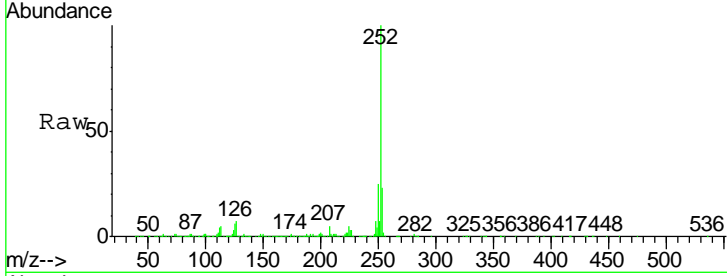




#89  
 Benzo(a)pyrene  
 Concen: 41.26 ng  
 RT: 25.05 min Scan# 3781  
 Delta R.T. 0.00 min  
 Lab File: BG023971.D  
 Acq: 9 Sep 2016 10:21

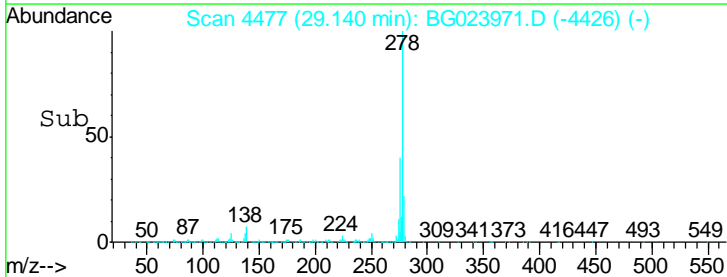
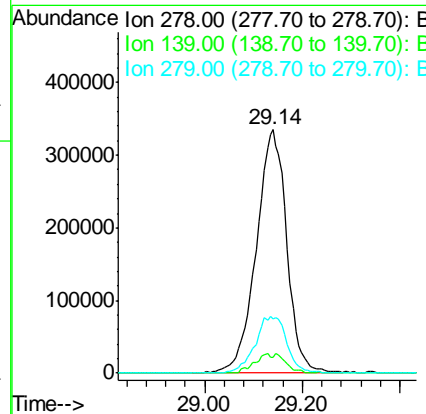
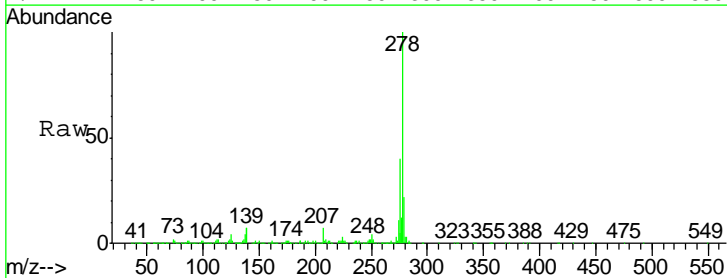
Instrument :  
 BNA\_G  
 ClientSampled :  
 SSTDCCC040

Tgt Ion	Resp	Lower	Upper
252	1472851		
253	22.6	18.7	28.1
125	6.1	3.9	5.9#

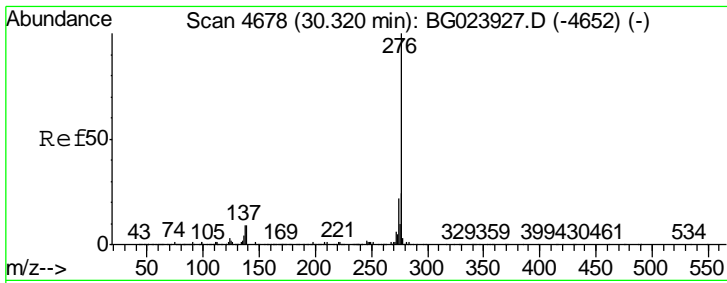


#90  
 Dibenzo(a,h)anthracene  
 Concen: 41.53 ng  
 RT: 29.14 min Scan# 4477  
 Delta R.T. 0.00 min  
 Lab File: BG023971.D  
 Acq: 9 Sep 2016 10:21

Tgt Ion	Resp	Lower	Upper
278	1458008		
139	6.7	4.7	7.1
279	22.2	18.3	27.5







#91  
 Benzo(g,h,i)perylene  
 Concen: 43.23 ng  
 RT: 30.30 min Scan# 4674  
 Delta R.T. 0.00 min  
 Lab File: BG023971.D  
 Acq: 9 Sep 2016 10:21

Instrument :  
 BNA\_G  
 ClientSampleId :  
 SSTDCCC040

Tgt Ion: 276 Resp: 1459591

Ion	Ratio	Lower	Upper
276	100		
277	21.9	18.6	27.8
138	10.7	6.8	10.2#

