

Data Path : Z:\SVOASRV\HPCHEM1\BNA G\DATA\BG091118\  
 Data File : BG036666.D  
 Acq On : 11 Sep 2018 21:25  
 Operator : JU/SJ  
 Sample : J4841-09  
 Misc :  
 ALS Vial : 11 Sample Multiplier: 1

Instrument :  
 BNA\_G  
 ClientSampleId :

Quant Time: Sep 12 04:04:40 2018  
 Quant Method : Z:\SVOASRV\HPCHEM1\BNA G\METHODS\8270-BG082318.M  
 Quant Title : ASP BNA STANDARDS FOR 5 POINT CALIBRATION  
 QLast Update : Fri Aug 31 13:03:20 2018  
 Response via : Initial Calibration

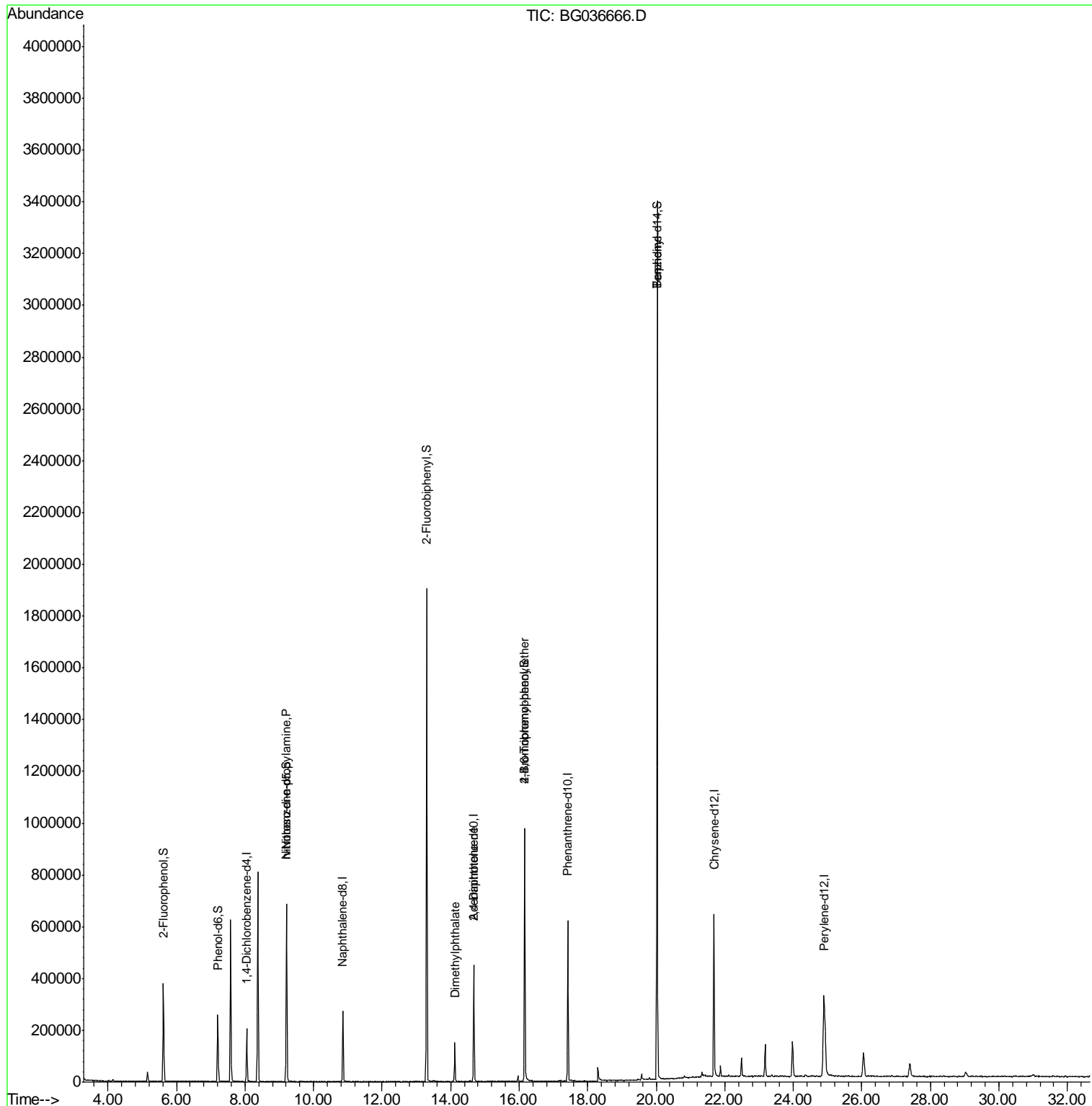
Internal Standards	R.T.	QIon	Response	Conc	Units	Dev(Min)
1) 1,4-Dichlorobenzene-d4	8.05	152	56218	20.00	ng	-0.01
21) Naphthalene-d8	10.86	136	231424	20.00	ng	-0.01
38) Acenaphthene-d10	14.67	164	157486	20.00	ng	-0.01
63) Phenanthrene-d10	17.42	188	396395	20.00	ng	-0.01
75) Chrysene-d12	21.68	240	408722	20.00	ng	-0.01
86) Perylene-d12	24.89	264	369716	20.00	ng	-0.01
System Monitoring Compounds						
5) 2-Fluorophenol	5.62	112	160470	45.28	ng	0.00
7) Phenol-d6	7.21	99	148253	29.22	ng	-0.01
23) Nitrobenzene-d5	9.21	82	421356	98.79	ng	-0.01
41) 2,4,6-Tribromophenol	16.16	330	181856	96.78	ng	-0.01
44) 2-Fluorobiphenyl	13.30	172	977471	88.62	ng	-0.01
78) Terphenyl-d14	20.03	244	1565665	89.54	ng	0.00
Target Compounds						
19) n-Nitroso-di-n-propylamine	9.21	70	55660	14.678	ng	# 69
49) Dimethylphthalate	14.12	163	99405	7.730	ng	99
56) 2,4-Dinitrotoluene	14.67	165	19960	5.788	ng	# 20
66) 4-Bromophenyl-phenylether	16.16	248	12904	2.780	ng	# 1
76) Benzidine	20.03	184	27834	2.134	ng	# 94

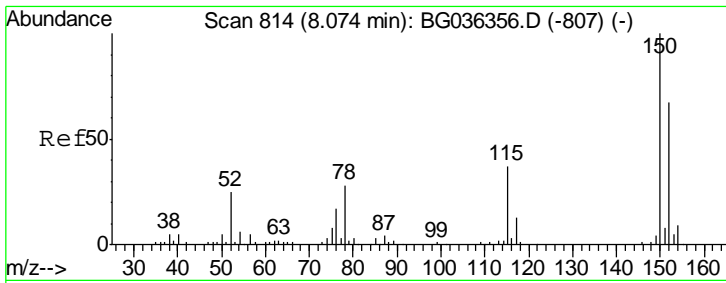
(#) = qualifier out of range (m) = manual integration (+) = signals summed

Data Path : Z:\SVOASRV\HPCHEM1\BNA G\DATA\BG091118\  
 Data File : BG036666.D  
 Acq On : 11 Sep 2018 21:25  
 Operator : JU/SJ  
 Sample : J4841-09  
 Misc :  
 ALS Vial : 11 Sample Multiplier: 1

Instrument :  
 BNA\_G  
 ClientSampled :

Quant Time: Sep 12 04:04:40 2018  
 Quant Method : Z:\SVOASRV\HPCHEM1\BNA G\METHODS\8270-BG082318.M  
 Quant Title : ASP BNA STANDARDS FOR 5 POINT CALIBRATION  
 QLast Update : Fri Aug 31 13:03:20 2018  
 Response via : Initial Calibration

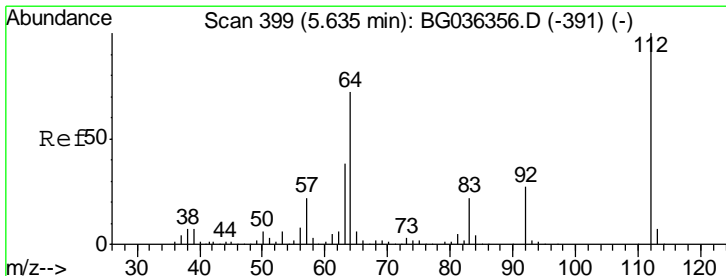
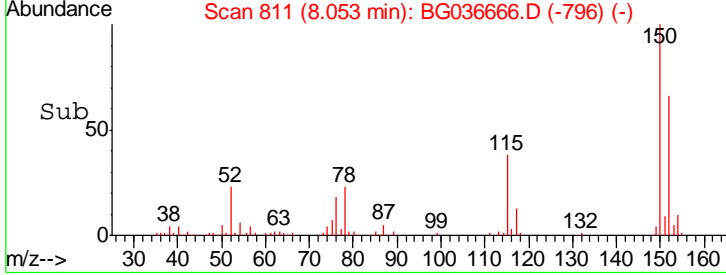
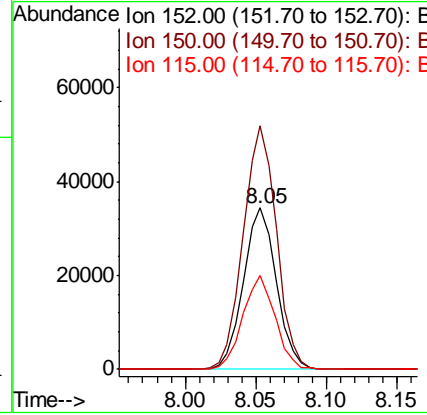
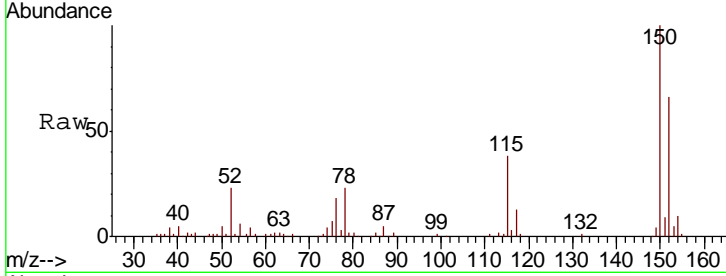




#1  
 1,4-Dichlorobenzene-d4  
 Concen: 20.000 ng  
 RT: 8.05 min Scan# 811  
 Delta R.T. -0.01 min  
 Lab File: BG036666.D  
 Acq: 11 Sep 2018 21:25

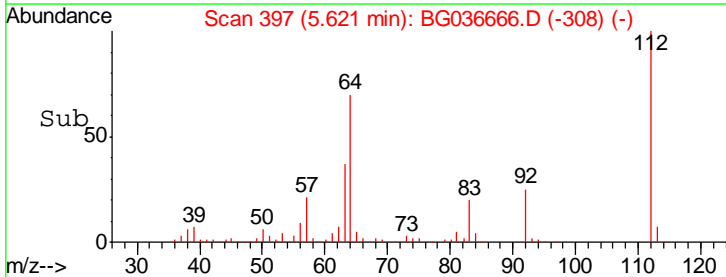
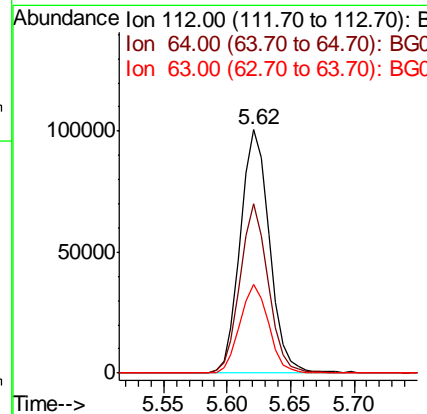
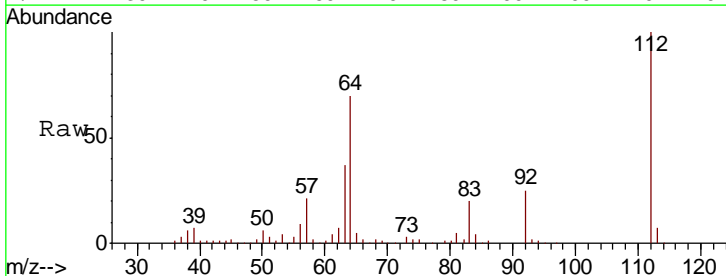
Instrument :  
 BNA\_G  
 ClientSampled :

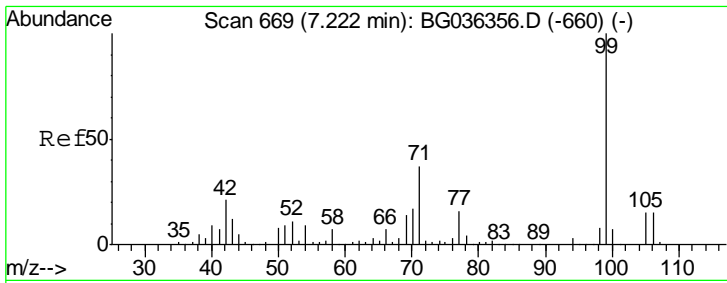
Tgt Ion	Resp	Lower	Upper
152	56218		
150	100	119.5	179.3
115	57.8	44.5	66.7



#5  
 2-Fluorophenol  
 Concen: 45.280 ng  
 RT: 5.62 min Scan# 397  
 Delta R.T. -0.00 min  
 Lab File: BG036666.D  
 Acq: 11 Sep 2018 21:25

Tgt Ion	Resp	Lower	Upper
112	160470		
64	100	57.2	85.8
63	36.6	30.8	46.2

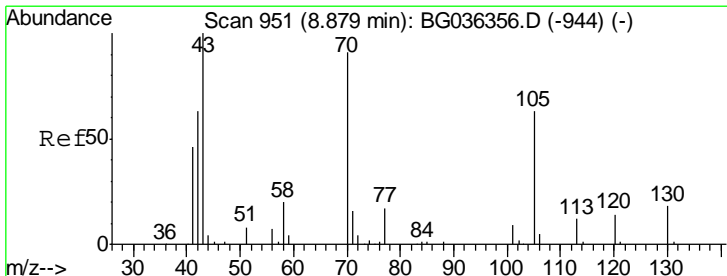
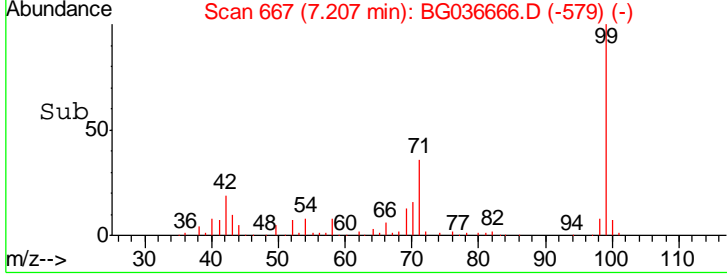
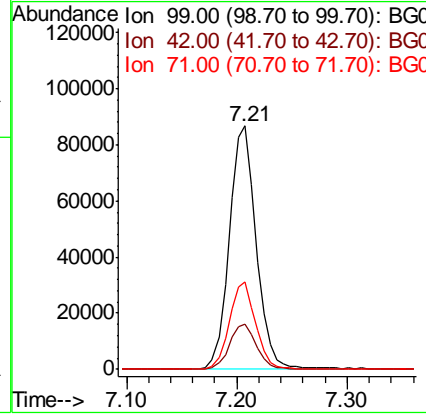
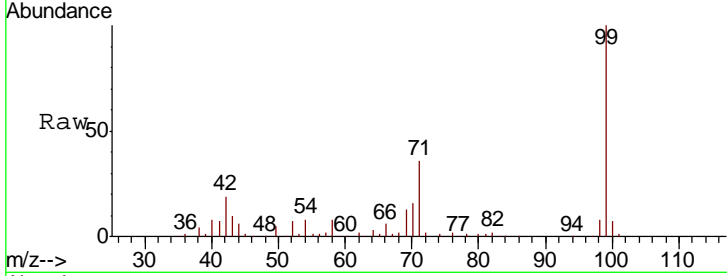




#7  
 Phenol-d6  
 Concen: 29.218 ng  
 RT: 7.21 min Scan# 667  
 Delta R.T. -0.01 min  
 Lab File: BG036666.D  
 Acq: 11 Sep 2018 21:25

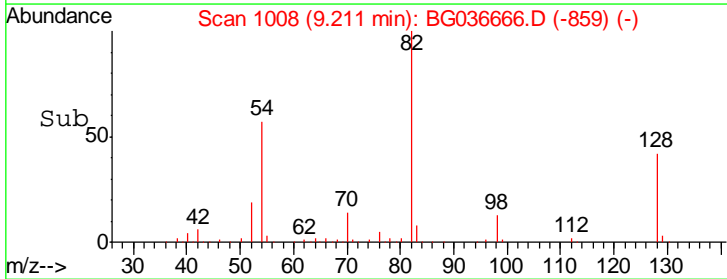
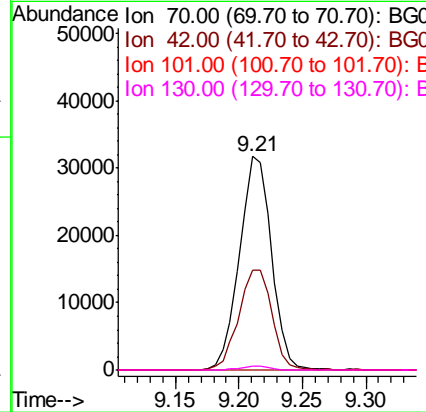
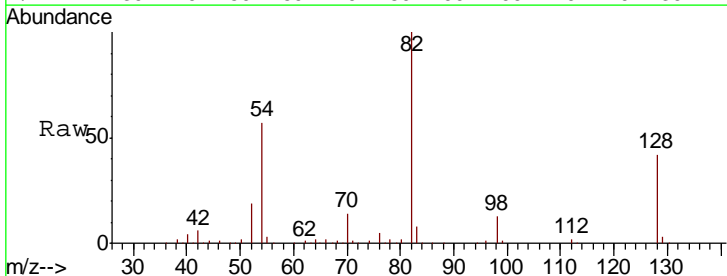
Instrument :  
 BNA\_G  
 ClientSampled :

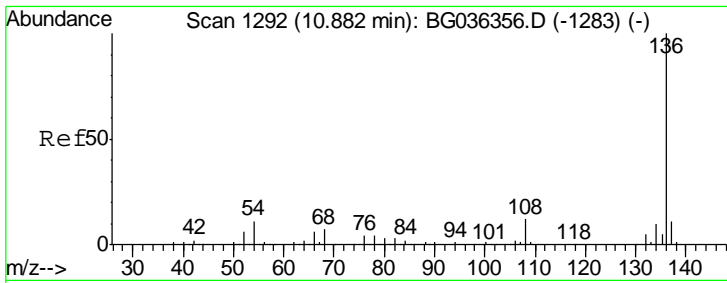
Tgt Ion	Resp	Lower	Upper
99	148253		
42	18.8	16.5	24.7
71	35.7	29.4	44.2



#19  
 n-Nitroso-di-n-propylamine  
 Concen: 14.678 ng  
 RT: 9.21 min Scan# 1008  
 Delta R.T. 0.35 min  
 Lab File: BG036666.D  
 Acq: 11 Sep 2018 21:25

Tgt Ion	Resp	Lower	Upper
70	55660		
42	46.8	56.2	84.4#
101	0.0	7.8	11.6#
130	1.7	16.2	24.2#



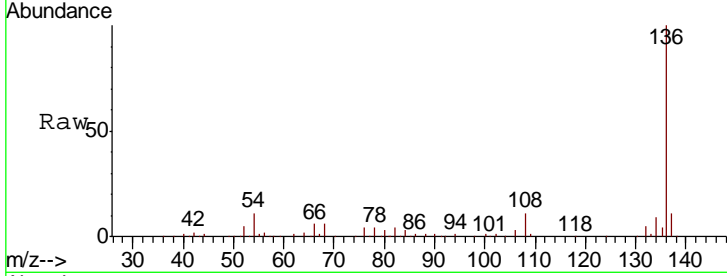


#21  
 Naphthalene-d8  
 Concen: 20.000 ng  
 RT: 10.86 min Scan# 1288  
 Delta R.T. -0.01 min  
 Lab File: BG036666.D  
 Acq: 11 Sep 2018 21:25

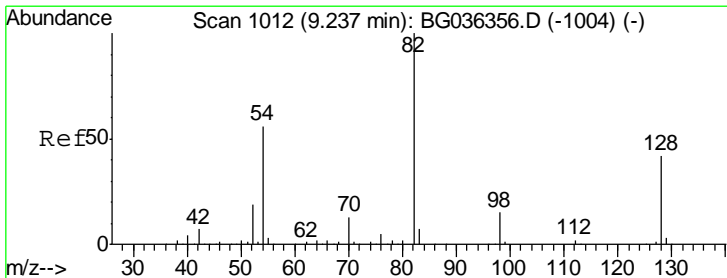
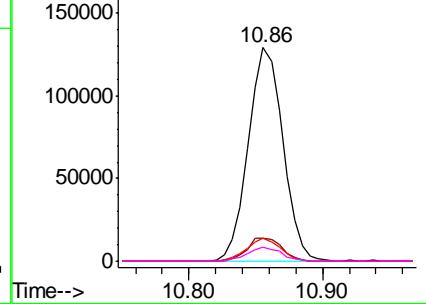
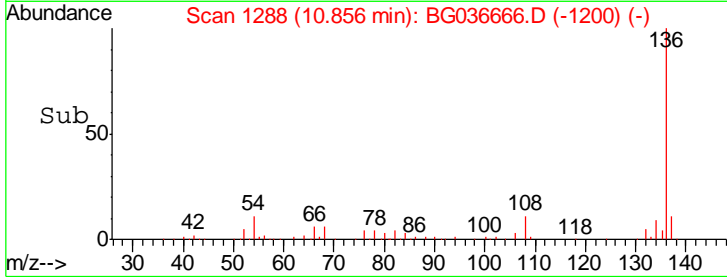
Instrument :  
 BNA\_G  
 ClientSampled :

Tgt Ion: 136 Resp: 231424

Ion	Ratio	Lower	Upper
136	100		
137	10.9	8.8	13.2
54	10.7	9.2	13.8
68	6.4	5.8	8.6



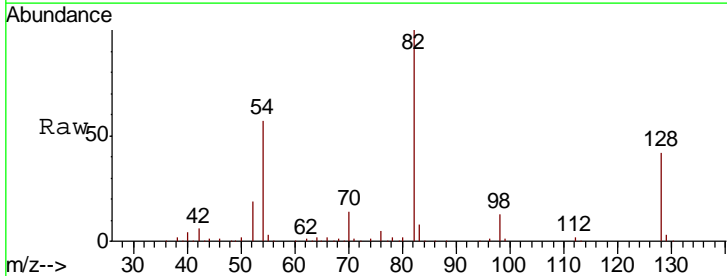
Abundance Ion 136.00 (135.70 to 136.70): E  
 200000 Ion 137.00 (136.70 to 137.70): E  
 150000 Ion 54.00 (53.70 to 54.70): BGC  
 100000 Ion 68.00 (67.70 to 68.70): BGC  
 50000  
 0



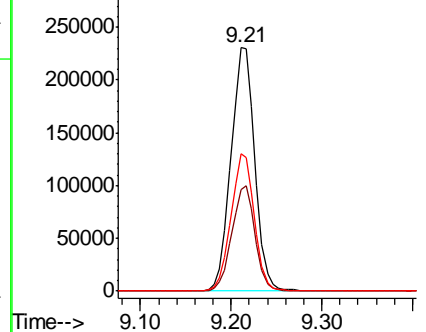
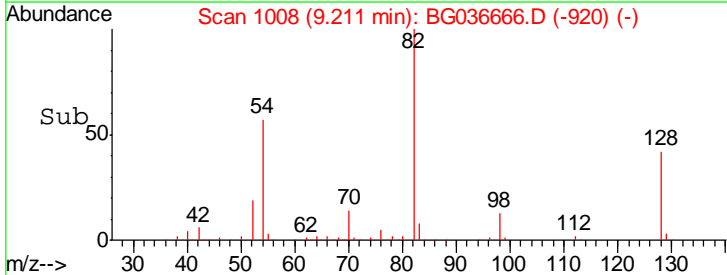
#23  
 Nitrobenzene-d5  
 Concen: 98.786 ng  
 RT: 9.21 min Scan# 1008  
 Delta R.T. -0.01 min  
 Lab File: BG036666.D  
 Acq: 11 Sep 2018 21:25

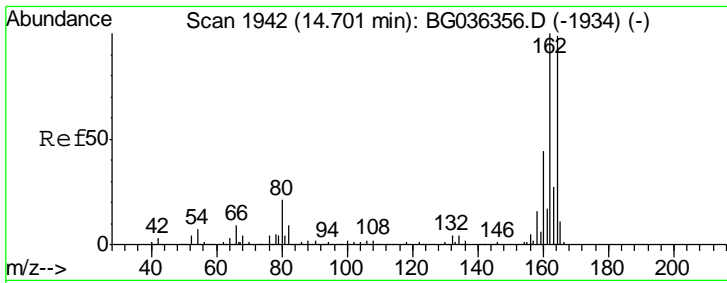
Tgt Ion: 82 Resp: 421356

Ion	Ratio	Lower	Upper
82	100		
128	41.9	33.3	49.9
54	56.5	45.1	67.7



Abundance Ion 82.00 (81.70 to 82.70): BGC  
 300000 Ion 128.00 (127.70 to 128.70): E  
 250000 Ion 54.00 (53.70 to 54.70): BGC  
 200000  
 150000  
 100000  
 50000  
 0

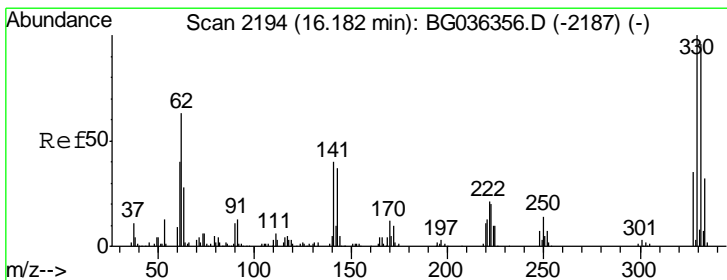
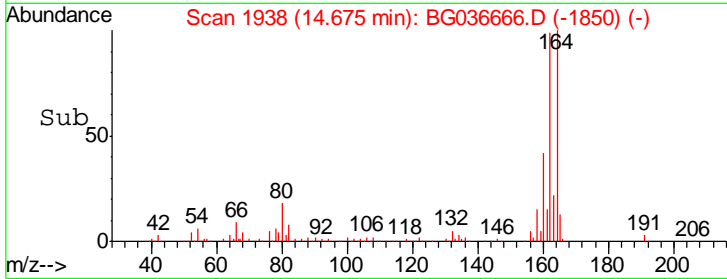
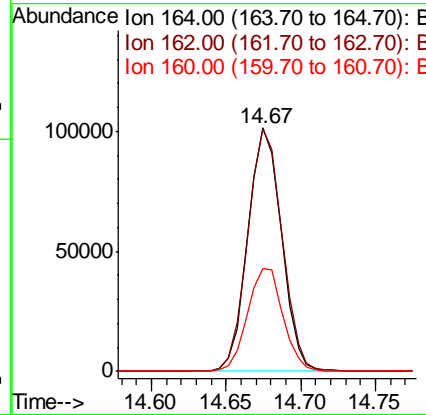
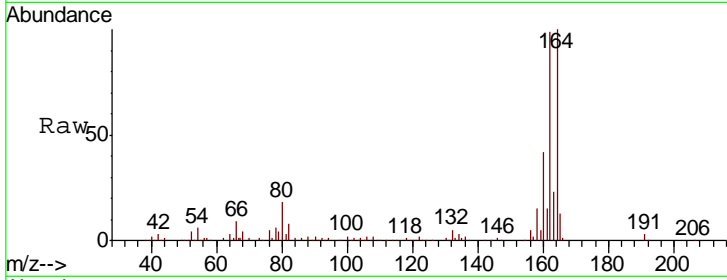




#38  
 Acenaphthene-d10  
 Concen: 20.000 ng  
 RT: 14.67 min Scan# 1938  
 Delta R.T. -0.01 min  
 Lab File: BG036666.D  
 Acq: 11 Sep 2018 21:25

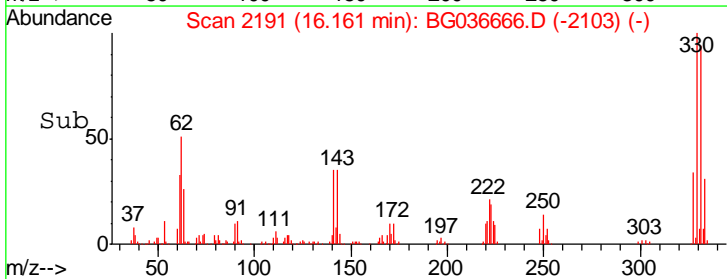
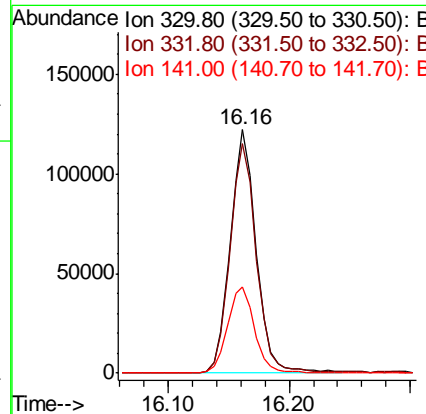
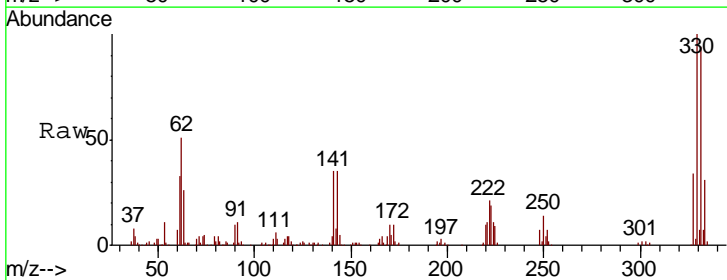
Instrument :  
 BNA\_G  
 ClientSampled :

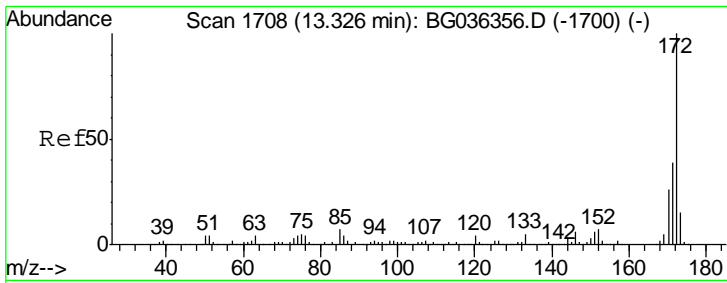
Tgt Ion	Resp	Lower	Upper
164	100		
162	99.3	80.7	121.1
160	42.1	35.3	52.9



#41  
 2,4,6-Tribromophenol  
 Concen: 96.775 ng  
 RT: 16.16 min Scan# 2191  
 Delta R.T. -0.01 min  
 Lab File: BG036666.D  
 Acq: 11 Sep 2018 21:25

Tgt Ion	Resp	Lower	Upper
330	100		
332	96.6	75.4	113.2
141	37.4	30.7	46.1

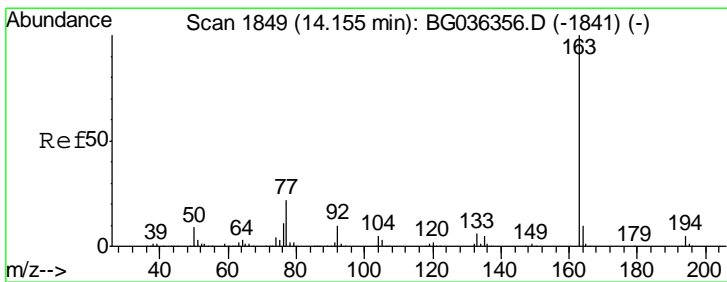
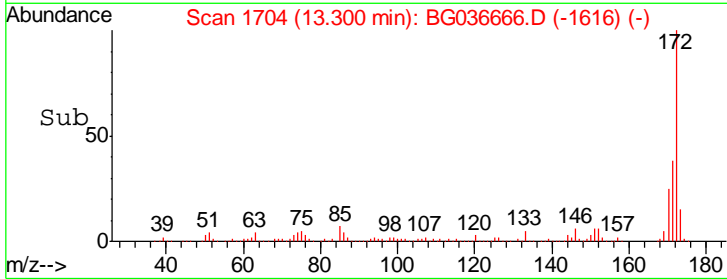
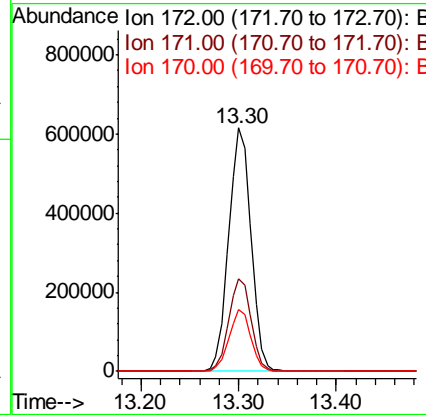
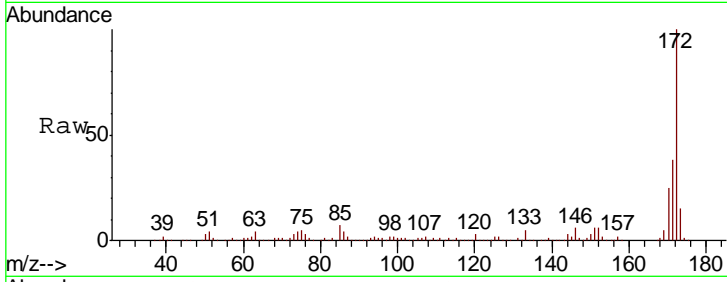




#44  
 2-Fluorobiphenyl  
 Concen: 88.621 ng  
 RT: 13.30 min Scan# 1704  
 Delta R.T. -0.01 min  
 Lab File: BG036666.D  
 Acq: 11 Sep 2018 21:25

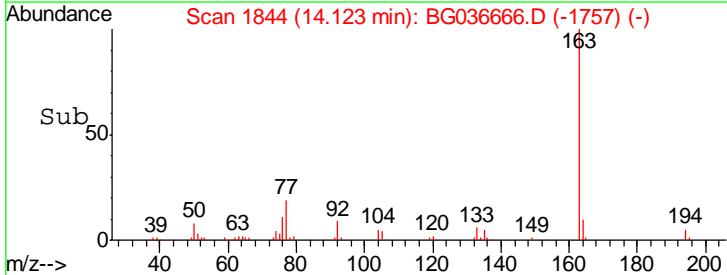
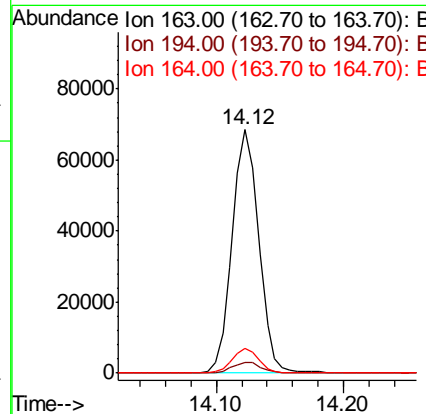
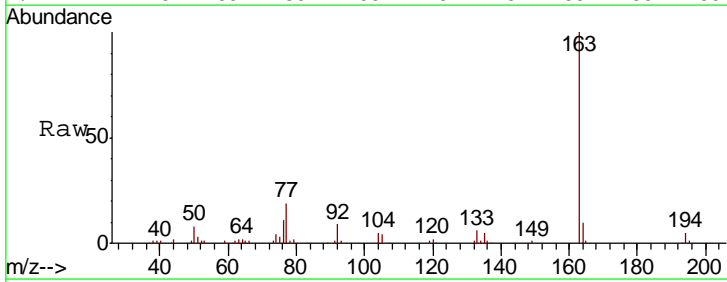
Instrument :  
 BNA\_G  
 ClientSampled :

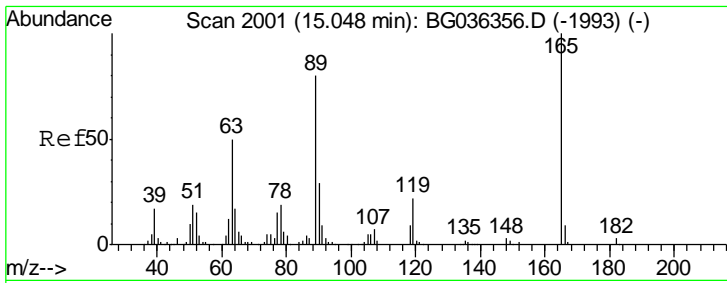
Tgt Ion	Resp	Lower	Upper
172	977471		
171	37.8	31.3	46.9
170	25.3	21.0	31.6



#49  
 Dimethylphthalate  
 Concen: 7.730 ng  
 RT: 14.12 min Scan# 1844  
 Delta R.T. -0.02 min  
 Lab File: BG036666.D  
 Acq: 11 Sep 2018 21:25

Tgt Ion	Resp	Lower	Upper
163	99405		
194	4.6	4.0	6.0
164	10.4	8.1	12.1

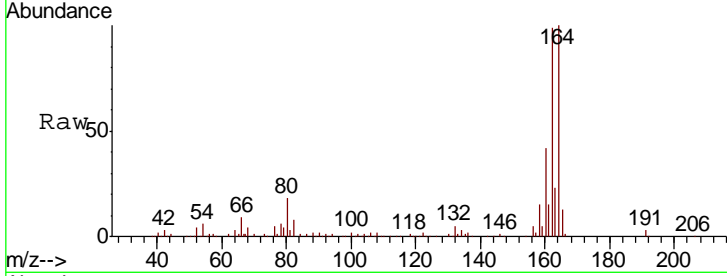




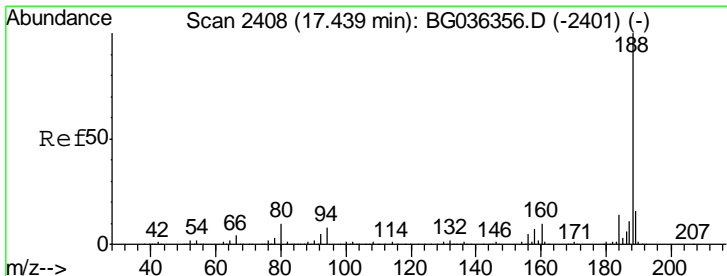
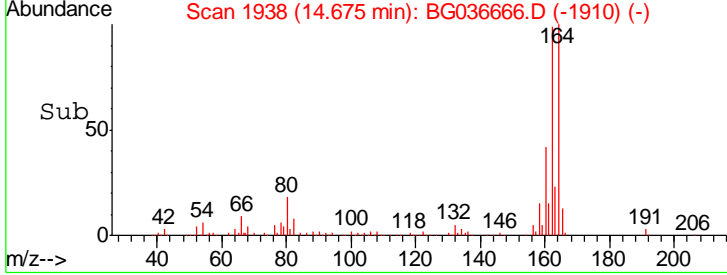
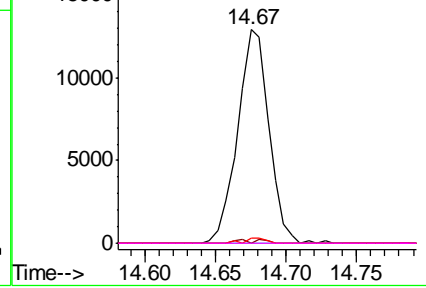
#56  
 2,4-Dinitrotoluene  
 Concen: 5.788 ng  
 RT: 14.67 min Scan# 1938  
 Delta R.T. -0.36 min  
 Lab File: BG036666.D  
 Acq: 11 Sep 2018 21:25

Instrument :  
 BNA\_G  
 ClientSampled :

Tgt Ion	Resp	Lower	Upper
165	19960		
63	0.0	40.1	60.1#
89	2.3	63.7	95.5#
182	0.0	2.5	3.7#

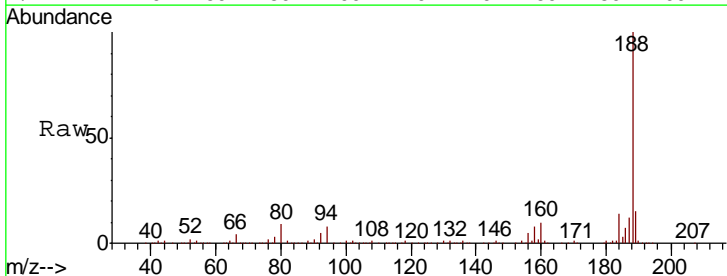


Abundance Ion 165.00 (164.70 to 165.70): E  
 Ion 63.00 (62.70 to 63.70): BGC  
 Ion 89.00 (88.70 to 89.70): BGC  
 Ion 182.00 (181.70 to 182.70): E

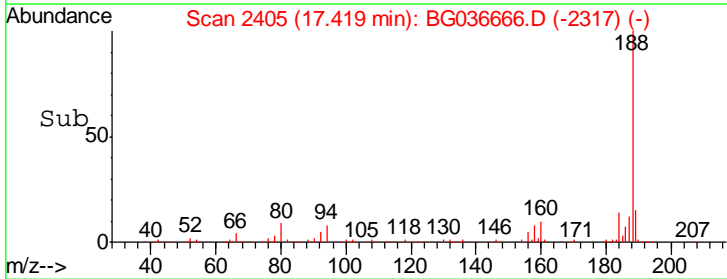
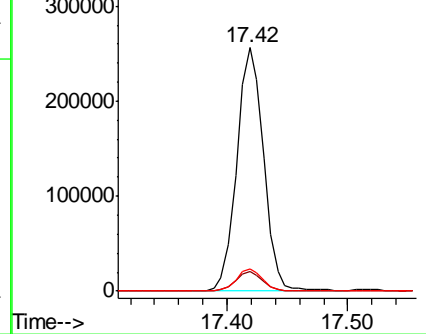


#63  
 Phenanthrene-d10  
 Concen: 20.000 ng  
 RT: 17.42 min Scan# 2405  
 Delta R.T. -0.01 min  
 Lab File: BG036666.D  
 Acq: 11 Sep 2018 21:25

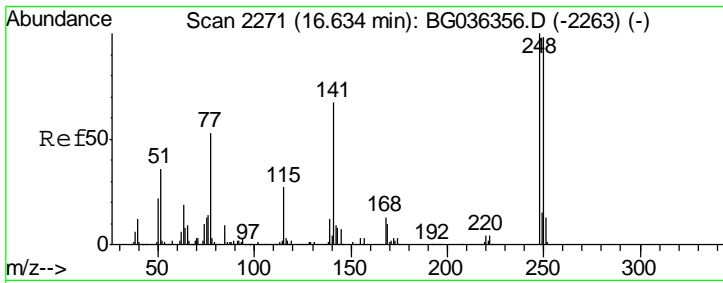
Tgt Ion	Resp	Lower	Upper
188	396395		
94	8.3	6.7	10.1
80	9.2	8.1	12.1



Abundance Ion 188.00 (187.70 to 188.70): E  
 Ion 94.00 (93.70 to 94.70): BGC  
 Ion 80.00 (79.70 to 80.70): BGC



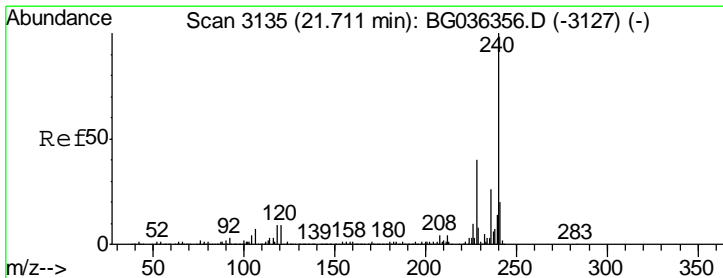
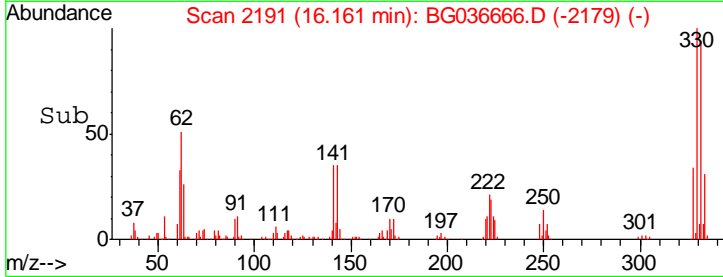
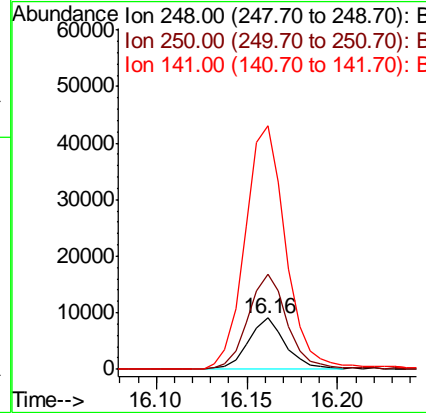
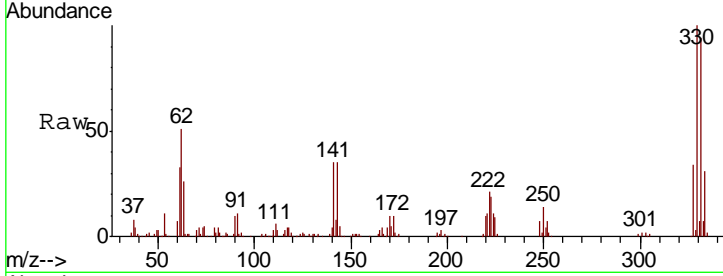




#66  
 4-Bromophenyl-phenylether  
 Concen: 2.780 ng  
 RT: 16.16 min Scan# 2191  
 Delta R.T. -0.46 min  
 Lab File: BG036666.D  
 Acq: 11 Sep 2018 21:25

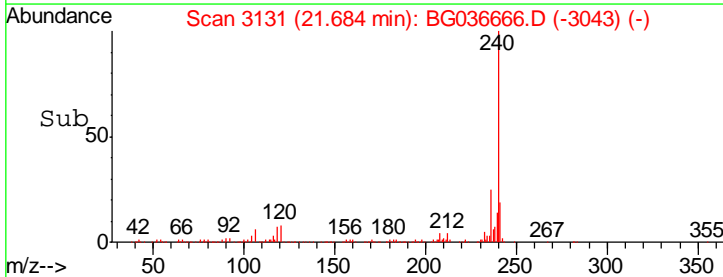
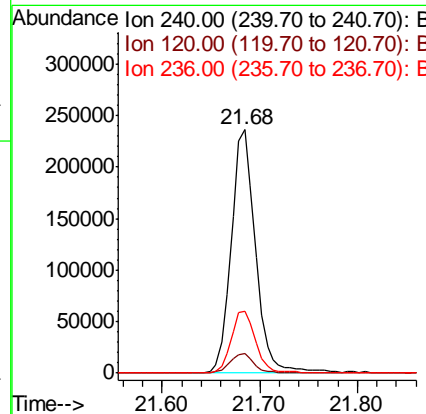
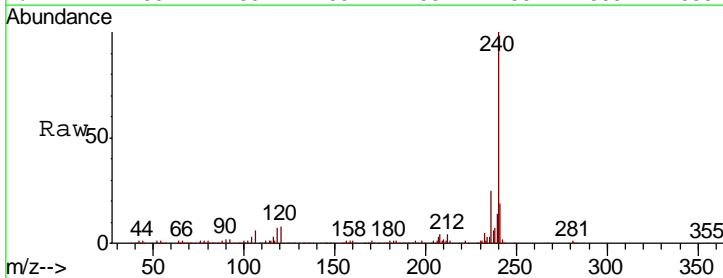
Instrument :  
 BNA\_G  
 ClientSampled :

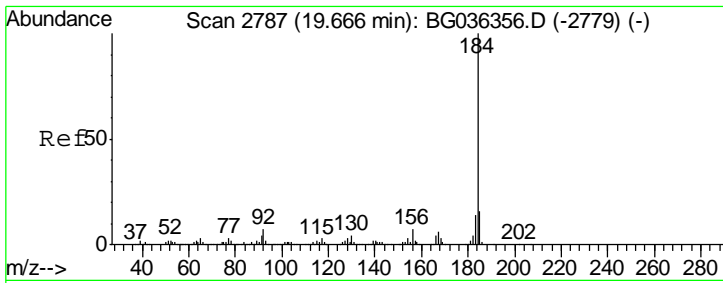
Tgt Ion	Resp	Lower	Upper
248	12904		
250	184.4	78.1	117.1#
141	473.2	53.7	80.5#



#75  
 Chrysene-d12  
 Concen: 20.000 ng  
 RT: 21.68 min Scan# 3131  
 Delta R.T. -0.01 min  
 Lab File: BG036666.D  
 Acq: 11 Sep 2018 21:25

Tgt Ion	Resp	Lower	Upper
240	408722		
120	8.1	6.9	10.3
236	25.3	21.2	31.8

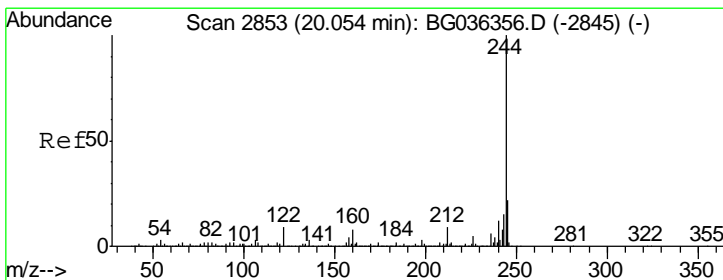
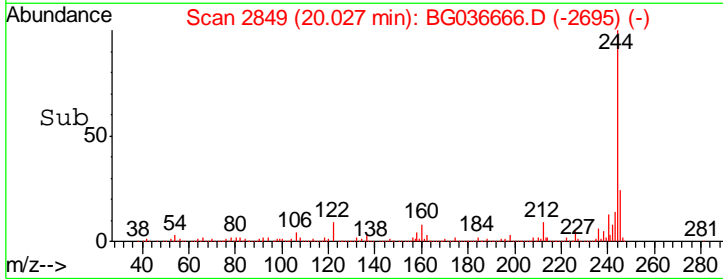
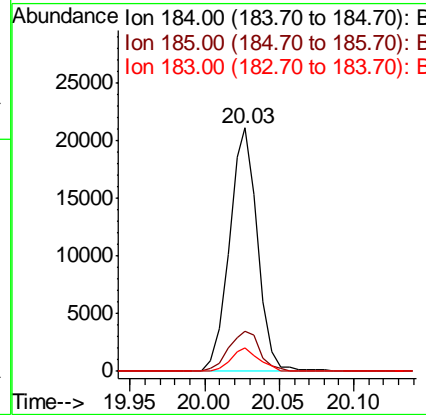
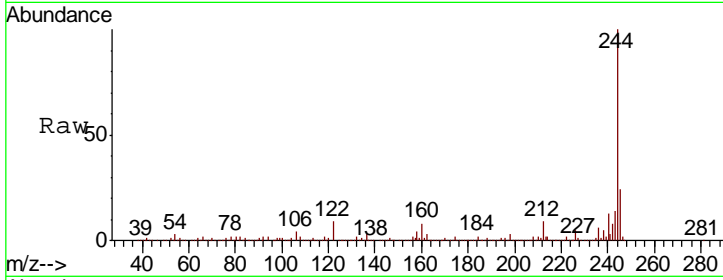




#76  
Benzidine  
Concen: 2.134 ng  
RT: 20.03 min Scan# 2849  
Delta R.T. 0.38 min  
Lab File: BG036666.D  
Acq: 11 Sep 2018 21:25

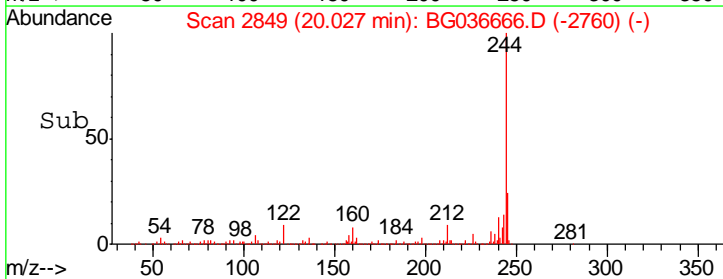
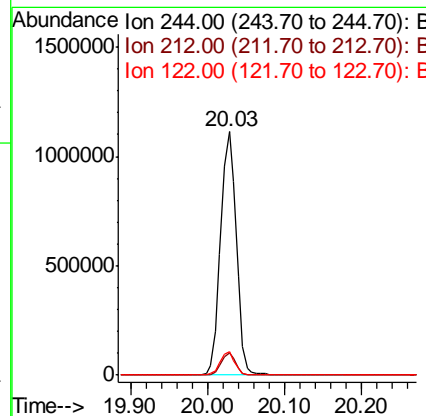
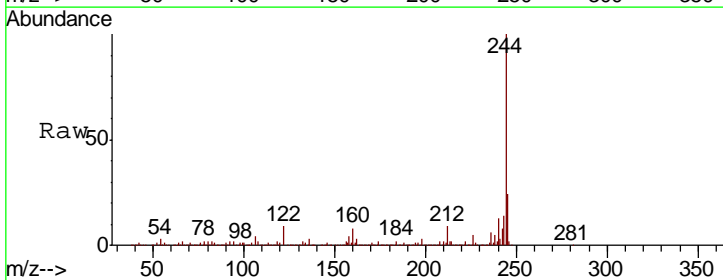
Instrument :  
BNA\_G  
ClientSampled :

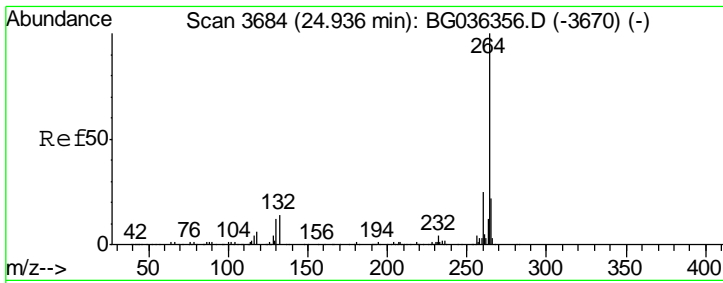
Tgt Ion	Resp	Lower	Upper
184	100		
185	16.6	12.6	18.8
183	9.8	10.9	16.3#



#78  
Terphenyl-d14  
Concen: 89.535 ng  
RT: 20.03 min Scan# 2849  
Delta R.T. -0.00 min  
Lab File: BG036666.D  
Acq: 11 Sep 2018 21:25

Tgt Ion	Resp	Lower	Upper
244	100		
212	9.1	7.0	10.6
122	9.5	7.1	10.7





#86  
 Perylene-d12  
 Concen: 20.000 ng  
 RT: 24.89 min Scan# 3677  
 Delta R.T. -0.01 min  
 Lab File: BG036666.D  
 Acq: 11 Sep 2018 21:25

Instrument :  
 BNA\_G  
 ClientSampled :

Tot Ion: 264 Resp: 369716

Ion	Ratio	Lower	Upper
264	100		
260	24.3	19.6	29.4
265	21.5	17.4	26.0

