LSC Area Percent Report

Data Path : Z:\HPCHEM1\BNA_G\DATA\BG091715\
Data File : BG018715.D
Acq On : 16 Sep 2015 20:55
Operator : TP
Sample : G3651-01
Misc :
ALS Vial : 7 Sample Multiplier: 1

**Instrument :**
BNA_G
**ClientSampleId :**
CPS063031

Integration Parameters: rteint.p
Integrator: RTE
Smoothing : ON Filtering: 5
Sampling : 1 Min Area: 3 % of largest Peak
Start Thrs: 0.2 Max Peaks: 100
Stop Thrs : 0 Peak Location: TOP

If leading or trailing edge < 100 prefer < Baseline drop else tangent >
Peak separation: 5

Method : Z:\HPCHEM1\BNA_G\METHODS\8270-BG091115.M
Title : ASP BNA STANDARDS FOR 5 POINT CALIBRATION

Signal : TIC

| peak # | R.T. min | first scan | max scan | last scan | PK TY | peak height | corr. area | corr. % max. | % of total |
|---|---|---|---|---|---|---|---|---|---|
| 1 | 2.961 | 16 | 21 | 38 | rVV | 2809245 | 3752645 | 89.09% | 15.583% |
| 2 | 3.102 | 40 | 45 | 53 | rBV | 68664 | 115371 | 2.74% | 0.479% |
| 3 | 3.178 | 53 | 58 | 74 | rVB | 1563558 | 2150944 | 51.07% | 8.932% |
| 4 | 5.105 | 378 | 386 | 399 | rBV | 98945 | 151246 | 3.59% | 0.628% |
| 5 | 5.575 | 459 | 466 | 475 | rBV | 302705 | 463256 | 11.00% | 1.924% |
| 6 | 7.162 | 729 | 736 | 744 | rBV | 192518 | 323551 | 7.68% | 1.344% |
| 7 | 7.532 | 791 | 799 | 806 | rBV | 574557 | 963806 | 22.88% | 4.002% |
| 8 | 8.002 | 871 | 879 | 885 | rBV | 135498 | 226983 | 5.39% | 0.943% |
| 9 | 8.325 | 927 | 934 | 942 | rBV | 577719 | 964220 | 22.89% | 4.004% |
| 10 | 9.159 | 1067 | 1076 | 1085 | rBV | 473785 | 829630 | 19.70% | 3.445% |
| 11 | 10.805 | 1346 | 1356 | 1365 | rBV | 204014 | 363657 | 8.63% | 1.510% |
| 12 | 11.698 | 1500 | 1508 | 1517 | rBV | 56884 | 113632 | 2.70% | 0.472% |
| 13 | 13.255 | 1764 | 1773 | 1781 | rBV | 1632130 | 2486913 | 59.04% | 10.327% |
| 14 | 14.071 | 1907 | 1912 | 1918 | rBV | 50922 | 71673 | 1.70% | 0.298% |
| 15 | 14.630 | 1997 | 2007 | 2013 | rBV3 | 399250 | 648709 | 15.40% | 2.694% |
| 16 | 14.688 | 2013 | 2017 | 2023 | rVB | 59789 | 92326 | 2.19% | 0.383% |
| 17 | 15.023 | 2067 | 2074 | 2081 | rBV | 50025 | 73930 | 1.76% | 0.307% |
| 18 | 15.669 | 2178 | 2184 | 2193 | rVB | 123327 | 183232 | 4.35% | 0.761% |
| 19 | 16.110 | 2252 | 2259 | 2272 | rBV | 1240349 | 1906483 | 45.26% | 7.917% |
| 20 | 17.185 | 2435 | 2442 | 2448 | rVB | 32136 | 55225 | 1.31% | 0.229% |
| 21 | 17.367 | 2460 | 2473 | 2477 | rBV2 | 608933 | 920788 | 21.86% | 3.824% |
| 22 | 17.409 | 2477 | 2480 | 2486 | rVV | 218400 | 318790 | 7.57% | 1.324% |
| 23 | 17.497 | 2486 | 2495 | 2501 | rVB3 | 35742 | 80586 | 1.91% | 0.335% |
| 24 | 18.249 | 2616 | 2623 | 2627 | rBV4 | 28714 | 47465 | 1.13% | 0.197% |
| 25 | 18.443 | 2650 | 2656 | 2666 | rVB2 | 51851 | 98044 | 2.33% | 0.407% |
| 26 | 19.418 | 2816 | 2822 | 2827 | rVB | 130077 | 172773 | 4.10% | 0.717% |
| 27 | 19.776 | 2871 | 2883 | 2891 | rVB | 73560 | 126087 | 2.99% | 0.524% |
| 28 | 19.976 | 2911 | 2917 | 2923 | rBV | 3126007 | 4211987 | 100.00% | 17.491% |
| 29 | 21.281 | 3134 | 3139 | 3149 | rBV7 | 21775 | 60286 | 1.43% | 0.250% |
| 30 | 21.627 | 3191 | 3198 | 3207 | rBV | 679967 | 1071486 | 25.44% | 4.450% |
| 31 | 24.812 | 3729 | 3740 | 3755 | rVB | 369781 | 1035227 | 24.58% | 4.299% |

Sum of corrected areas: 24080951

Data Path : Z:\HPCHEM1\BNA_G\DATA\BG091715\
Data File : BG018715.D
Acq On : 16 Sep 2015 20:55
Operator : TP
Sample : G3651-01
Misc :
ALS Vial : 7 Sample Multiplier: 1

**Instrument :**
BNA_G
**ClientSampleId :**
CPS063031

Quant Method : Z:\HPCHEM1\BNA_G\METHODS\8270-BG091115.M
Quant Title : ASP BNA STANDARDS FOR 5 POINT CALIBRATION

TIC Library : C:\DATABASE\NIST02.L
TIC Integration Parameters: LSCINT.P

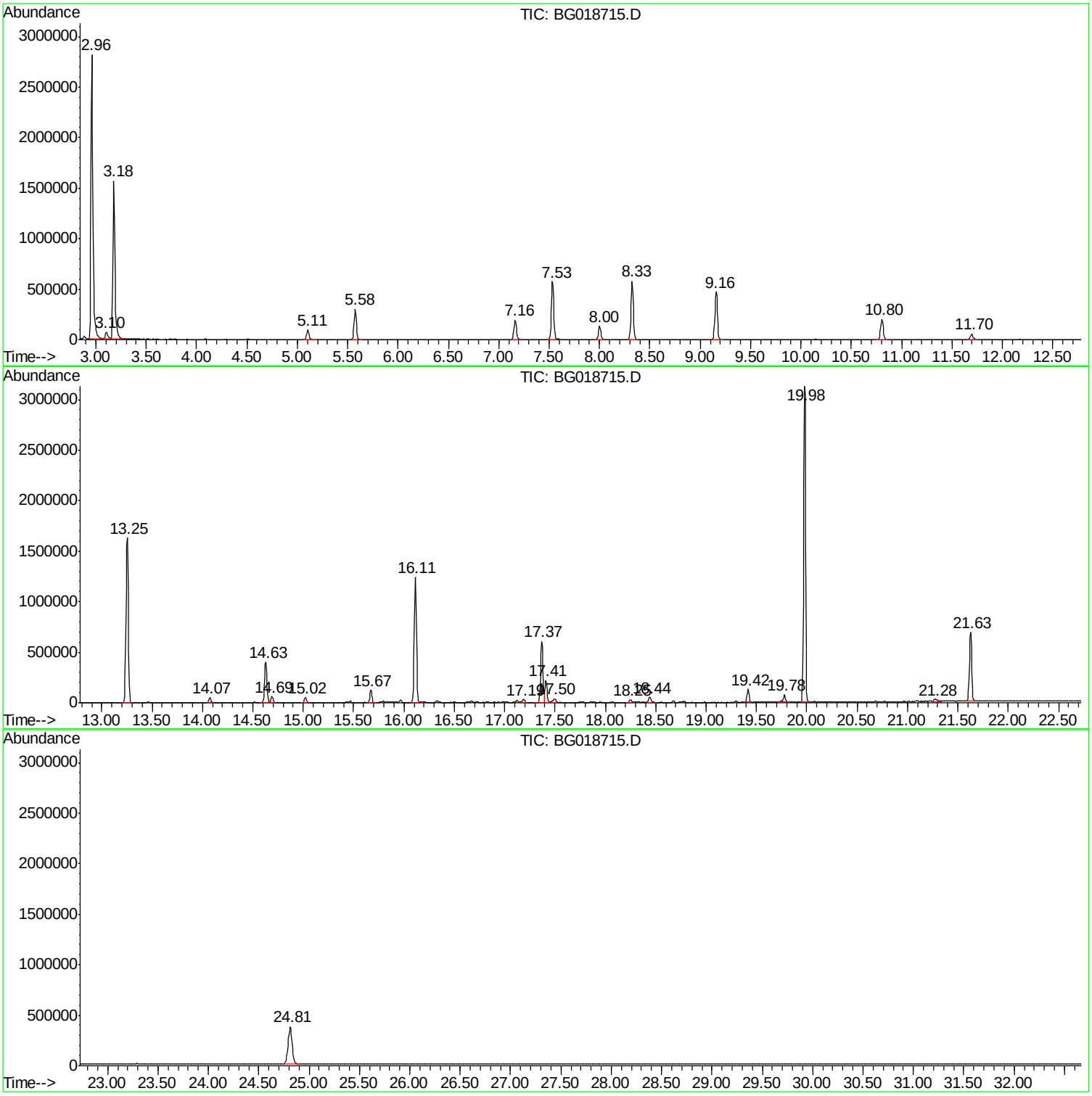

Library Search Compound Report

Data Path : Z:\HPCHEM1\BNA_G\DATA\BG091715\
Data File : BG018715.D
Acq On : 16 Sep 2015 20:55
Operator : TP
Sample : G3651-01
Misc :
ALS Vial : 7 Sample Multiplier: 1

**Instrument :**
BNA_G
**ClientSampleId :**
CPS063031

Quant Method : Z:\HPCHEM1\BNA_G\METHODS\8270-BG091115.M
Quant Title : ASP BNA STANDARDS FOR 5 POINT CALIBRATION

TIC Library : C:\DATABASE\NIST02.L
TIC Integration Parameters: LSCINT.P

**********

Peak Number 1 unknown2.96 Concentration Rank 1

| R.T. | EstConc | Area | Relative to ISTD | R.T. |
|---|---|---|---|---|
| 2.96 | 330.65 ng | 3752650 | 1,4-Dichlorobenzene-d4 | 8.00 |

| Hit# of 5 | Tentative ID | MW | MolForm | CAS# | Qual |
|---|---|---|---|---|---|
| 1 | Propane, 2,2-dimethoxy- | 104 | C5H12O2 | 000077-76-9 | 38 |
| 2 | N-Ethylformamide | 73 | C3H7NO | 000627-45-2 | 9 |
| 3 | Propane, 2-methoxy-2-methyl- | 88 | C5H12O | 001634-04-4 | 9 |
| 4 | 2-Hydroxy-2-methylbutyric acid | 118 | C5H10O3 | 003739-30-8 | 9 |
| 5 | 1,3-Dioxolane, 2-(3-bromo-5,5,5-... | 352 | C10H16BrCl3O2 | 1000115-31-4 | 9 |

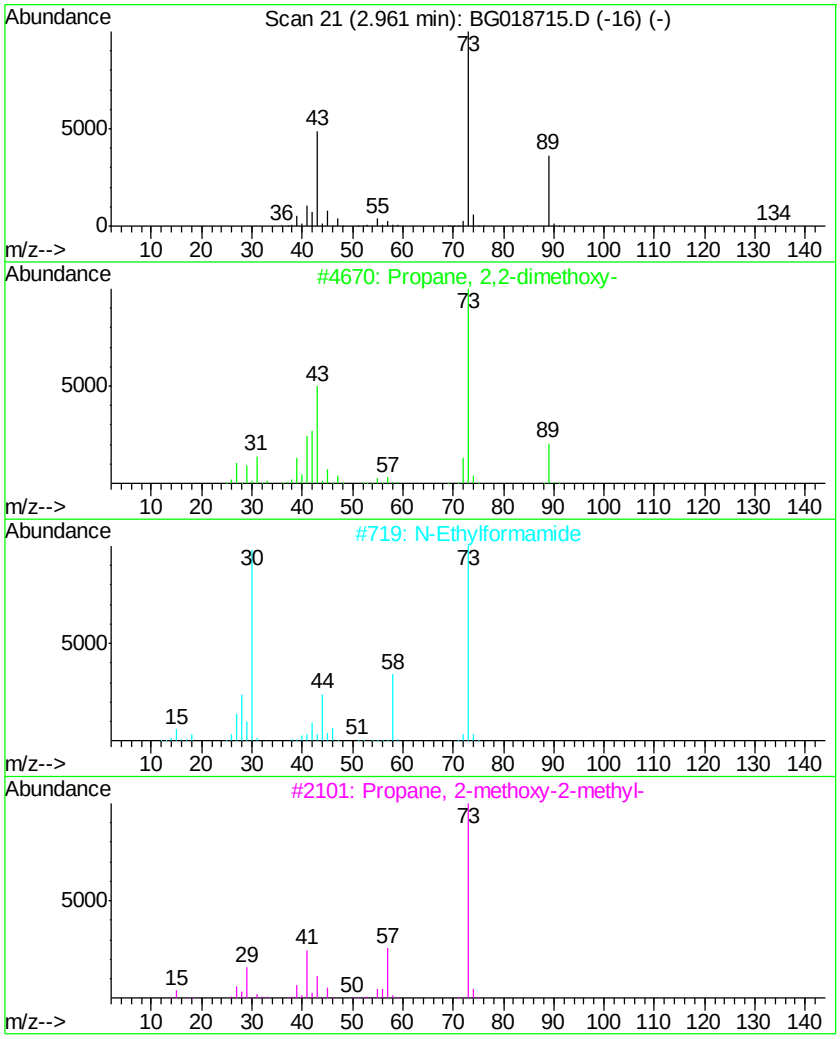


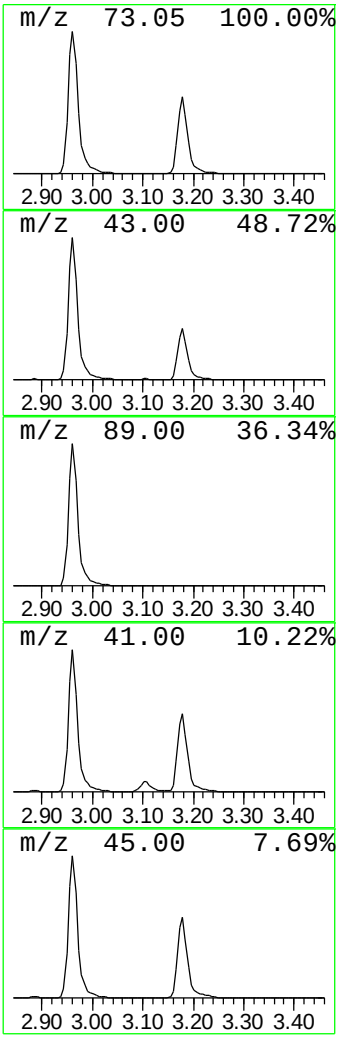

# Library Search Compound Report

Data Path : Z:\HPCHEM1\BNA_G\DATA\BG091715\
Data File : BG018715.D
Acq On : 16 Sep 2015 20:55
Operator : TP
Sample : G3651-01
Misc :
ALS Vial : 7 Sample Multiplier: 1

**Instrument :**
BNA_G
**ClientSampleId :**
CPS063031

Quant Method : Z:\HPCHEM1\BNA_G\METHODS\8270-BG091115.M
Quant Title : ASP BNA STANDARDS FOR 5 POINT CALIBRATION

TIC Library : C:\DATABASE\NIST02.L
TIC Integration Parameters: LSCINT.P

**********

Peak Number 3 Butane, 2-methoxy-2-methyl- Concentration Rank 2

| R.T. | EstConc | Area | Relative to ISTD | R.T. |
|---|---|---|---|---|
| 3.18 | 189.53 ng | 2150940 | 1,4-Dichlorobenzene-d4 | 8.00 |

| Hit# of 5 | Tentative ID | MW | MolForm | CAS# | Qual |
|---|---|---|---|---|---|
| 1 | Butane, 2-methoxy-2-methyl- | 102 | C6H14O | 000994-05-8 | 86 |
| 2 | Pentane, 3-methoxy- | 102 | C6H14O | 036839-67-5 | 23 |
| 3 | N-Ethylformamide | 73 | C3H7NO | 000627-45-2 | 9 |
| 4 | Silane, tetramethyl- | 88 | C4H12Si | 000075-76-3 | 9 |
| 5 | 1,3-Dioxolane, 2-methyl- | 88 | C4H8O2 | 000497-26-7 | 9 |

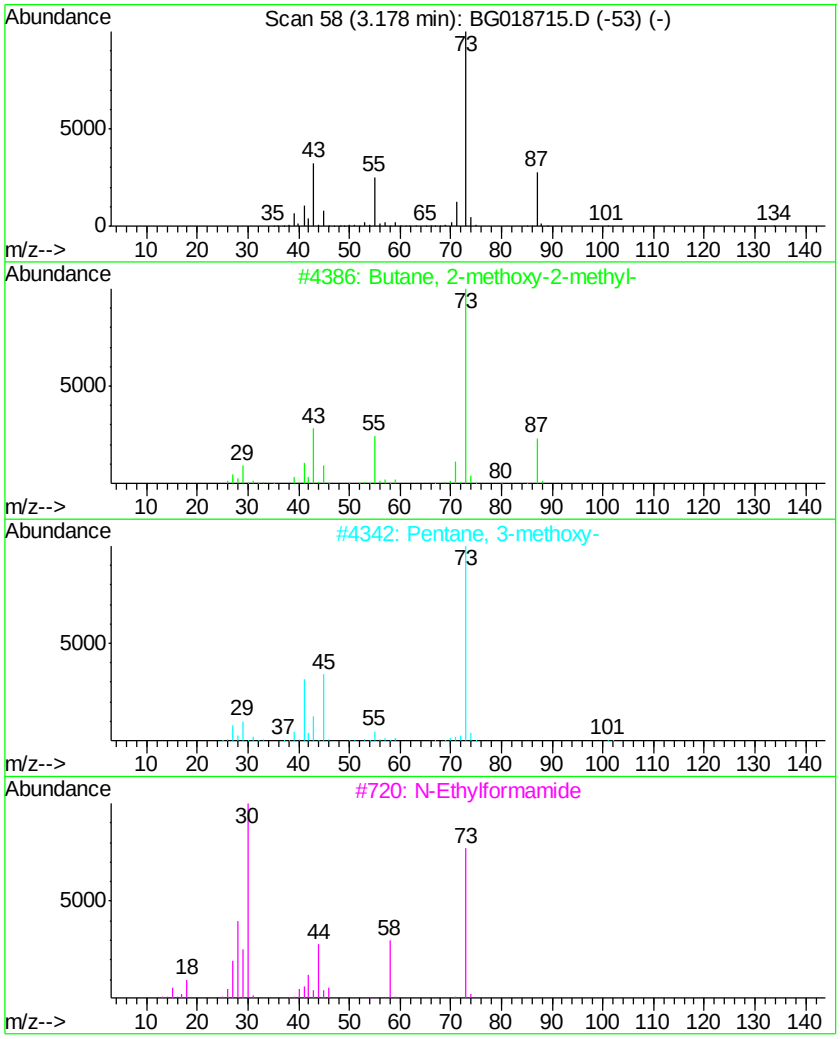


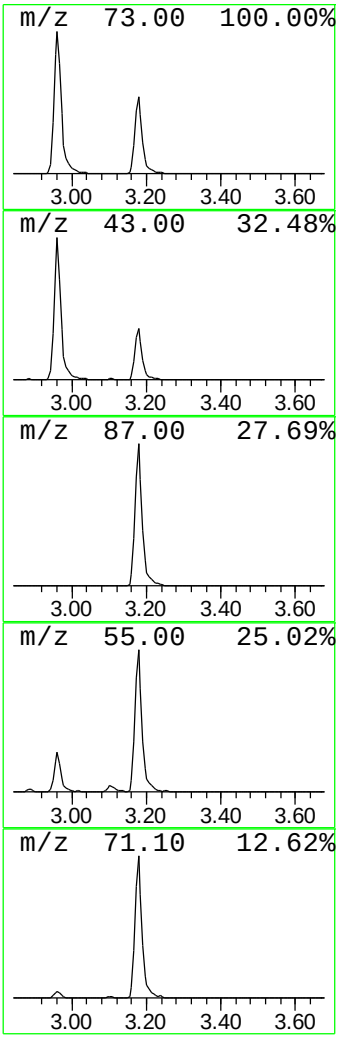

# Library Search Compound Report

Data Path : Z:\HPCHEM1\BNA_G\DATA\BG091715\
Data File : BG018715.D
Acq On : 16 Sep 2015 20:55
Operator : TP
Sample : G3651-01
Misc :
ALS Vial : 7 Sample Multiplier: 1

**Instrument :**
BNA_G
**ClientSampleId :**
CPS063031

Quant Method : Z:\HPCHEM1\BNA_G\METHODS\8270-BG091115.M
Quant Title : ASP BNA STANDARDS FOR 5 POINT CALIBRATION

TIC Library : C:\DATABASE\NIST02.L
TIC Integration Parameters: LSCINT.P

**********
Peak Number 4 2-Pentanone, 4-hydroxy-4-me... Concentration Rank 5

| R.T. | EstConc | Area | Relative to ISTD | R.T. |
|---|---|---|---|---|
| 5.11 | 13.33 ng | 151246 | 1,4-Dichlorobenzene-d4 | 8.00 |

| Hit# of 5 | Tentative ID | MW | MolForm | CAS# | Qual |
|---|---|---|---|---|---|
| 1 | 2-Pentanone, 4-hydroxy-4-methyl- | 116 | C6H12O2 | 000123-42-2 | 59 |
| 2 | Dimethadione | 129 | C5H7NO3 | 000695-53-4 | 33 |
| 3 | Hydrazine, 1,1-bis(1-methylethyl)- | 116 | C6H16N2 | 000921-14-2 | 28 |
| 4 | 2,5,8,11,14-Pentaoxapentadecane | 222 | C10H22O5 | 000143-24-8 | 25 |
| 5 | 2,3-Butanedione, monooxime | 101 | C4H7NO2 | 000057-71-6 | 25 |

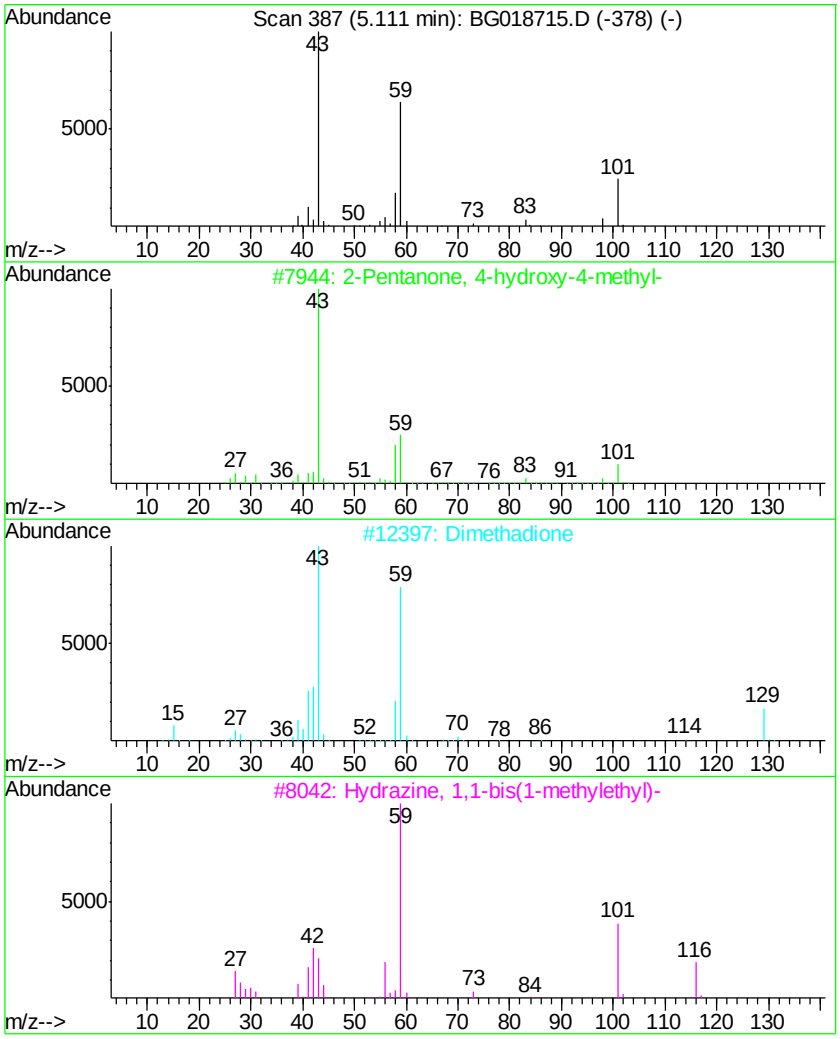


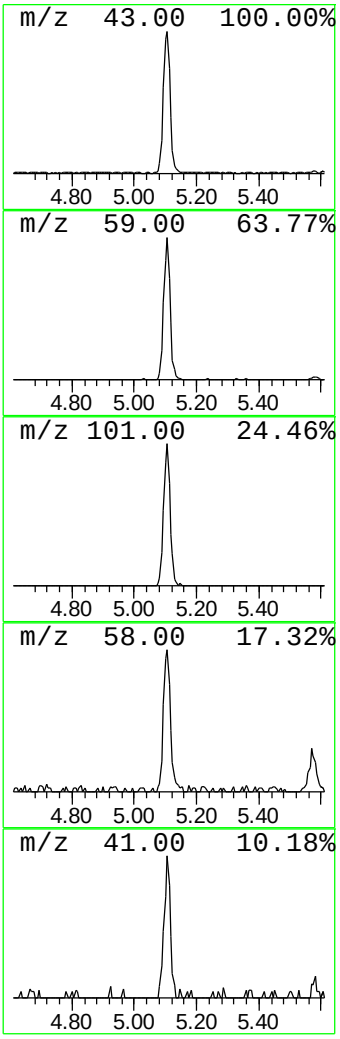

Data Path : Z:\HPCHEM1\BNA_G\DATA\BG091715\
Data File : BG018715.D
Acq On : 16 Sep 2015 20:55
Operator : TP
Sample : G3651-01
Misc :
ALS Vial : 7 Sample Multiplier: 1

**Instrument :**
BNA_G
**ClientSampleId :**
CPS063031

Quant Method : Z:\HPCHEM1\BNA_G\METHODS\8270-BG091115.M
Quant Title : ASP BNA STANDARDS FOR 5 POINT CALIBRATION

TIC Library : C:\DATABASE\NIST02.L
TIC Integration Parameters: LSCINT.P

**********

Peak Number 7 4H-Cyclopenta[def]phenanthrene Concentration Rank 8

| R.T. | EstConc | Area | Relative to ISTD | R.T. |
|---|---|---|---|---|
| 18.44 | 2.13 ng | 98044 | Phenanthrene-d10 | 17.37 |

| Hit# of 5 | Tentative ID | MW | MolForm | CAS# | Qual |
|---|---|---|---|---|---|
| 1 | 4H-Cyclopenta[def]phenanthrene | 190 | C15H10 | 000203-64-5 | 91 |
| 2 | Phenol, 4-(2-thienylmethyl)- | 190 | C11H10OS | 091680-55-6 | 58 |
| 3 | 2,2'-Bis(4,5-dimethylimidazole) | 190 | C10H14N4 | 069286-06-2 | 45 |
| 4 | 6H-Cyclobuta[jk]phenanthrene | 190 | C15H10 | 083469-43-6 | 37 |
| 5 | Benzo[1,2-b:4,3-b']dithiophene | 190 | C10H6S2 | 000210-80-0 | 30 |

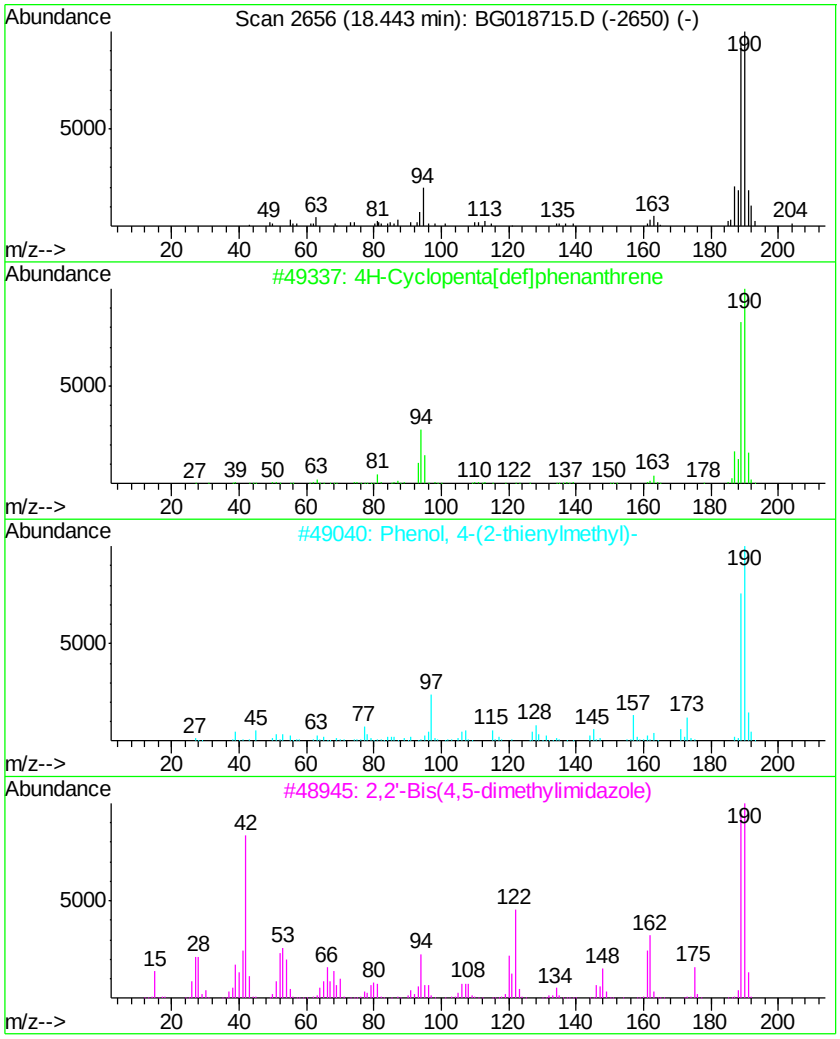


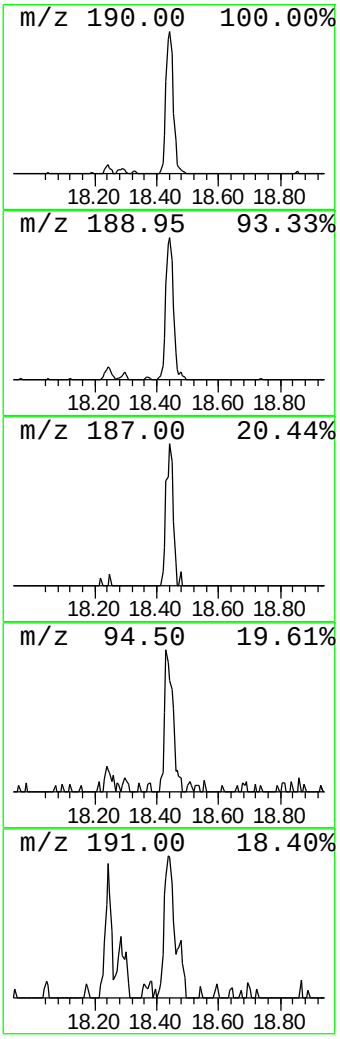

Tentatively Identified Compound (LSC) summary

Data Path : Z:\HPCHEM1\BNA_G\DATA\BG091715\
Data File : BG018715.D
Acq On : 16 Sep 2015 20:55
Operator : TP
Sample : G3651-01
Misc :
ALS Vial : 7 Sample Multiplier: 1

**Instrument :**
BNA_G
**ClientSampleId :**
CPS063031

Quant Method : Z:\HPCHEM1\BNA_G\METHODS\8270-BG091115.M
Quant Title : ASP BNA STANDARDS FOR 5 POINT CALIBRATION

TIC Library : C:\DATABASE\NIST02.L
TIC Integration Parameters: LSCINT.P

| TIC Top Hit name | RT | EstConc | Units | Response | Internal Standard # | RT | Resp | Conc |
|---|---|---|---|---|---|---|---|---|
| unknown2.96 | 2.96 | 330.6 | ng | 3752650 | 1 | 8.00 | 226983 | 20.0 |
| Butane, 2-methoxy... | 3.18 | 189.5 | ng | 2150940 | 1 | 8.00 | 226983 | 20.0 |
| 2-Pentanone, 4-hy... | 5.11 | 13.3 | ng | 151246 | 1 | 8.00 | 226983 | 20.0 |
| 4H-Cyclopenta[def... | 18.44 | 2.1 | ng | 98044 | 4 | 17.37 | 920788 | 20.0 |