

Data Path : Z:\HPCHEM1\BNA G\DATA\BG100317\
 Data File : BG029027.D
 Acq On : 4 Oct 2017 5:51
 Operator : SJ/JU
 Sample : I5584-04MSD
 Misc :
 ALS Vial : 24 Sample Multiplier: 1

Instrument :
 BNA_G
 ClientSampled :

Quant Time: Oct 04 07:41:08 2017
 Quant Method : Z:\HPCHEM1\BNA G\METHODS\8270-BG091217.M
 Quant Title : ASP BNA STANDARDS FOR 5 POINT CALIBRATION
 QLast Update : Tue Sep 12 16:57:11 2017
 Response via : Initial Calibration

Internal Standards	R.T.	QIon	Response	Conc	Units	Dev(Min)
1) 1,4-Dichlorobenzene-d4	8.24	152	87953	20.00	ng	-0.09
21) Naphthalene-d8	11.06	136	342953	20.00	ng	-0.09
38) Acenaphthene-d10	14.87	164	255362	20.00	ng	-0.08
63) Phenanthrene-d10	17.62	188	680573	20.00	ng	-0.08
75) Chrysene-d12	21.93	240	763800	20.00	ng	-0.10
86) Perylene-d12	25.35	264	750619	20.00	ng	-0.17

System Monitoring Compounds

5) 2-Fluorophenol	5.81	112	352630	66.16	ng	-0.09
7) Phenol-d6	7.40	99	456418	56.87	ng	-0.09
23) Nitrobenzene-d5	9.41	82	334210	46.62	ng	-0.09
41) 2,4,6-Tribromophenol	16.36	330	320231	75.82	ng	-0.08
44) 2-Fluorobiphenyl	13.49	172	808875	42.24	ng	-0.08
78) Terphenyl-d14	20.21	244	1633635	45.61	ng	-0.07

Target Compounds

Target Compounds	R.T.	QIon	Response	Conc	Units	Qvalue
2) 1,4-Dioxane	3.73	88	39404	18.25	ng	# 95
3) Pyridine	4.13	79	105547	17.14	ng	92
4) n-Nitrosodimethylamine	4.03	42	63220	22.57	ng	# 73
6) Aniline	7.57	93	83785	8.97	ng	98
8) 2-Chlorophenol	7.81	128	123446	20.77	ng	93
9) Benzaldehyde	7.38	77	64388	12.93	ng	85
10) Phenol	7.43	94	153898	18.17	ng	86
11) bis(2-Chloroethyl)ether	7.65	93	117807	19.37	ng	95
12) 1,3-Dichlorobenzene	8.27	146	132373	20.69	ng	92
13) 1,4-Dichlorobenzene	8.27	146	132373	20.12	ng	98
14) 1,2-Dichlorobenzene	8.60	146	125680	19.34	ng	94
15) Benzyl Alcohol	8.48	79	134273	21.43	ng	# 90
16) 2,2'-oxybis(1-Chloropropan	8.76	45	221397	20.03	ng	95
17) 2-Methylphenol	8.68	107	111094	20.07	ng	# 88
18) Hexachloroethane	9.32	117	48383	20.06	ng	91
19) n-Nitroso-di-n-propylamine	9.04	70	108929	19.15	ng	# 93
20) 3+4-Methylphenols	9.01	107	150647	19.46	ng	98
22) Acetophenone	9.07	105	202999	20.24	ng	# 88
24) Nitrobenzene	9.45	77	165302	20.82	ng	93
25) Isophorone	9.97	82	307741	21.21	ng	98
26) 2-Nitrophenol	10.17	139	69253	20.50	ng	# 91
27) 2,4-Dimethylphenol	10.22	122	124430	20.15	ng	97
28) bis(2-Chloroethoxy)methane	10.45	93	166702	21.16	ng	100
29) 2,4-Dichlorophenol	10.72	162	134040	21.81	ng	95
30) 1,2,4-Trichlorobenzene	10.92	180	144337	20.59	ng	93
31) Naphthalene	11.11	128	386479	21.58	ng	99
32) Benzoic acid	10.38	122	42112	14.47	ng	90
34) Hexachlorobutadiene	11.38	225	100602	19.48	ng	98
35) Caprolactam	12.00	113	20644	9.37	ng	94
36) 4-Chloro-3-methylphenol	12.34	107	167273	20.92	ng	96
37) 2-Methylnaphthalene	12.70	142	298904	22.35	ng	97
39) 1,2,4,5-Tetrachlorobenzene	13.07	216	192735	18.36	ng	97
40) Hexachlorocyclopentadiene	13.04	237	162336	43.62	ng	95
42) 2,4,6-Trichlorophenol	13.31	196	132807	19.93	ng	98

Data Path : Z:\HPCHEM1\BNA G\DATA\BG100317\
 Data File : BG029027.D
 Acq On : 4 Oct 2017 5:51
 Operator : SJ/JU
 Sample : I5584-04MSD
 Misc :
 ALS Vial : 24 Sample Multiplier: 1

Instrument :
 BNA_G
 ClientSampled :

Quant Time: Oct 04 07:41:08 2017
 Quant Method : Z:\HPCHEM1\BNA G\METHODS\8270-BG091217.M
 Quant Title : ASP BNA STANDARDS FOR 5 POINT CALIBRATION
 QLast Update : Tue Sep 12 16:57:11 2017
 Response via : Initial Calibration

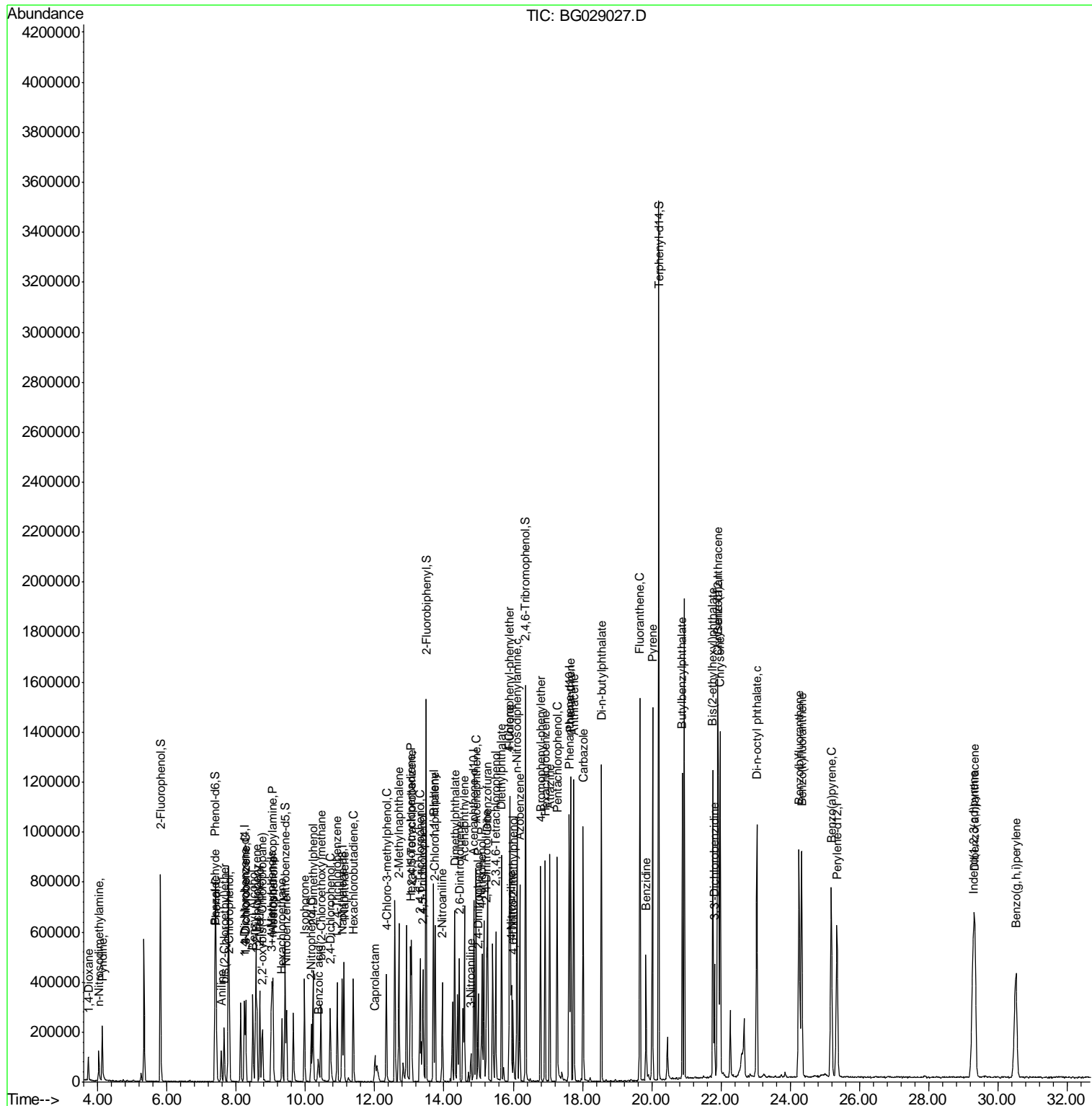
Internal Standards	R.T.	QIon	Response	Conc	Units	Dev(Min)
43) 2,4,5-Trichlorophenol	13.39	196	138983	20.76	ng	# 94
45) 1,1'-Biphenyl	13.70	154	410073	19.40	ng	94
46) 2-Chloronaphthalene	13.74	162	315345	20.45	ng	99
47) 2-Nitroaniline	13.96	65	126365	22.05	ng	# 87
48) Acenaphthylene	14.59	152	521299	21.16	ng	97
49) Dimethylphthalate	14.31	163	469748	21.94	ng	97
50) 2,6-Dinitrotoluene	14.44	165	105247	22.09	ng	# 77
51) Acenaphthene	14.93	154	306153	20.46	ng	97
52) 3-Nitroaniline	14.78	138	28963	6.87	ng	92
53) 2,4-Dinitrophenol	14.99	184	92329	41.10	ng	93
54) Dibenzofuran	15.26	168	548434	22.98	ng	92
55) 4-Nitrophenol	15.09	139	137074	44.40	ng	# 79
56) 2,4-Dinitrotoluene	15.24	165	157144	23.46	ng	# 85
57) Fluorene	15.91	166	465909	21.87	ng	99
58) 2,3,4,6-Tetrachlorophenol	15.49	232	144209	24.44	ng	# 95
59) Diethylphthalate	15.66	149	492266	22.37	ng	98
60) 4-Chlorophenyl-phenylether	15.89	204	261323	21.54	ng	91
61) 4-Nitroaniline	15.95	138	102582	22.98	ng	# 84
62) Azobenzene	16.19	77	451500	24.40	ng	93
64) 4,6-Dinitro-2-methylphenol	16.00	198	77505	17.65	ng	86
65) n-Nitrosodiphenylamine	16.11	169	407440	20.88	ng	99
66) 4-Bromophenyl-phenylether	16.79	248	188561	21.53	ng	96
67) Hexachlorobenzene	16.92	284	198584	19.92	ng	# 91
68) Atrazine	17.06	200	182606	21.80	ng	97
69) Pentachlorophenol	17.27	266	193047	42.87	ng	98
70) Phenanthrene	17.66	178	776680	22.32	ng	95
71) Anthracene	17.75	178	793573	22.57	ng	98
72) Carbazole	18.02	167	717625	22.66	ng	96
73) Di-n-butylphthalate	18.55	149	862663	22.22	ng	# 94
74) Fluoranthene	19.66	202	992765	23.36	ng	93
76) Benzidine	19.84	184	335946	16.96	ng	95
77) Pyrene	20.02	202	1005501	22.82	ng	96
79) Butylbenzylphthalate	20.89	149	388566	21.84	ng	90
80) Benzo(a)anthracene	21.91	228	1035582	22.52	ng	94
81) 3,3'-Dichlorobenzidine	21.81	252	183004	9.82	ng	99
82) Chrysene	21.98	228	968121	22.19	ng	95
83) Bis(2-ethylhexyl)phthalate	21.77	149	525017	20.76	ng	99
84) Di-n-octyl phthalate	23.04	149	885187	20.03	ng	# 89
85) Indeno(1,2,3-cd)pyrene	29.28	276	1170473	20.88	ng	# 99
87) Benzo(b)fluoranthene	24.25	252	1010105	22.46	ng	98
88) Benzo(k)fluoranthene	24.33	252	1000184	22.27	ng	93
89) Benzo(a)pyrene	25.19	252	974918	22.84	ng	94
90) Dibenzo(a,h)anthracene	29.33	278	988526	22.21	ng	97
91) Benzo(g,h,i)perylene	30.52	276	975606	22.47	ng	98

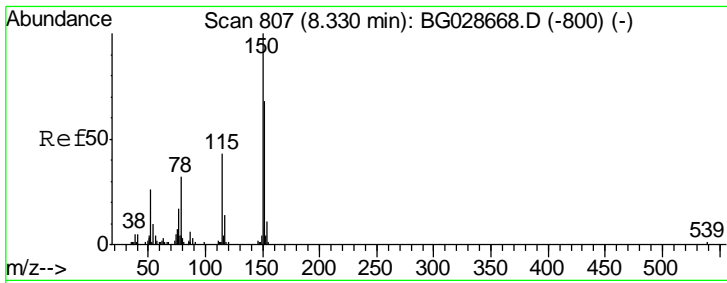
(#) = qualifier out of range (m) = manual integration (+) = signals summed

Data Path : Z:\HPCHEM1\BNA G\DATA\BG100317\
 Data File : BG029027.D
 Acq On : 4 Oct 2017 5:51
 Operator : SJ/JU
 Sample : I5584-04MSD
 Misc :
 ALS Vial : 24 Sample Multiplier: 1

Instrument :
 BNA_G
 Client Sampled :

Quant Time: Oct 04 07:41:08 2017
 Quant Method : Z:\HPCHEM1\BNA G\METHODS\8270-BG091217.M
 Quant Title : ASP BNA STANDARDS FOR 5 POINT CALIBRATION
 QLast Update : Tue Sep 12 16:57:11 2017
 Response via : Initial Calibration

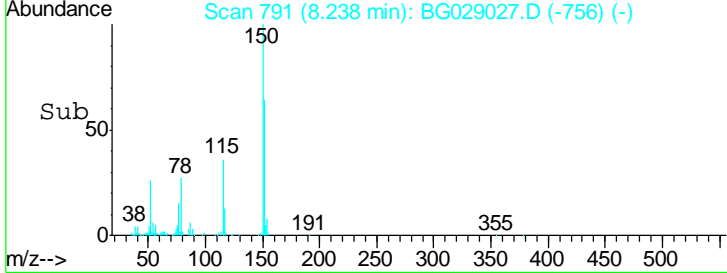
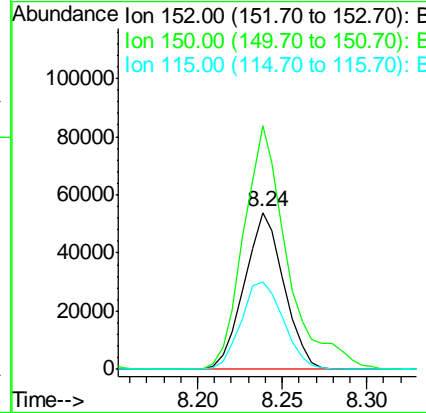
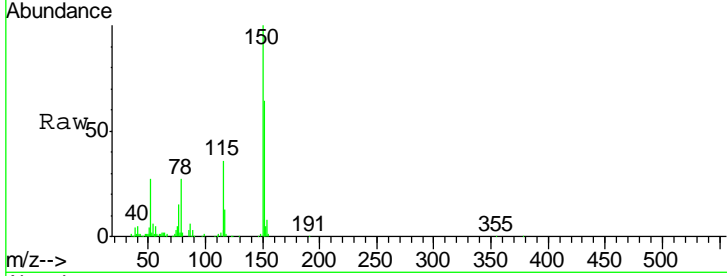




#1
 1,4-Dichlorobenzene-d4
 Concen: 20.00 ng
 RT: 8.24 min Scan# 791
 Delta R.T. -0.09 min
 Lab File: BG029027.D
 Acq: 4 Oct 2017 5:51

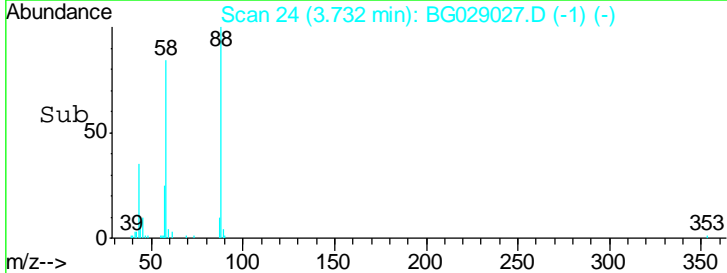
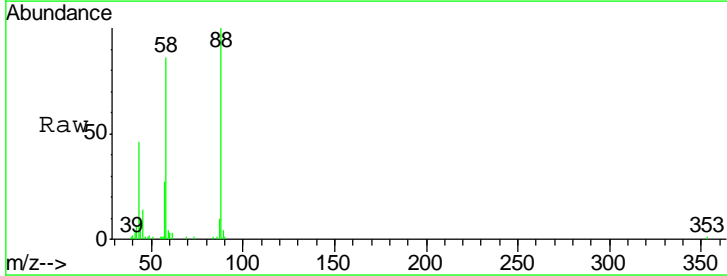
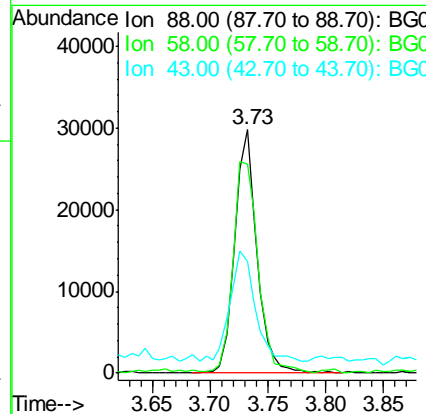
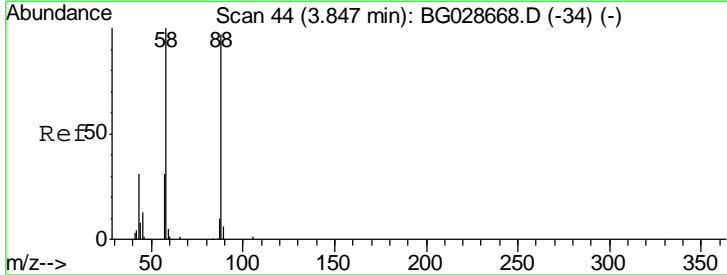
Instrument :
 BNA_G
 ClientSampled :

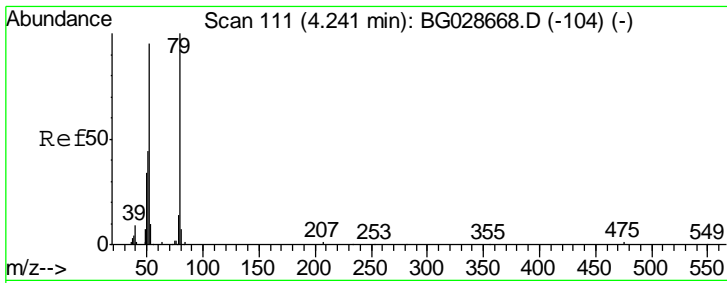
Tgt Ion	Resp	Lower	Upper
152	100		
150	155.2	114.0	171.0
115	56.0	48.1	72.1



#2
 1,4-Dioxane
 Concen: 18.25 ng
 RT: 3.73 min Scan# 24
 Delta R.T. -0.12 min
 Lab File: BG029027.D
 Acq: 4 Oct 2017 5:51

Tgt Ion	Resp	Lower	Upper
88	100		
58	99.1	79.4	119.2
43	51.6	33.8	50.6#

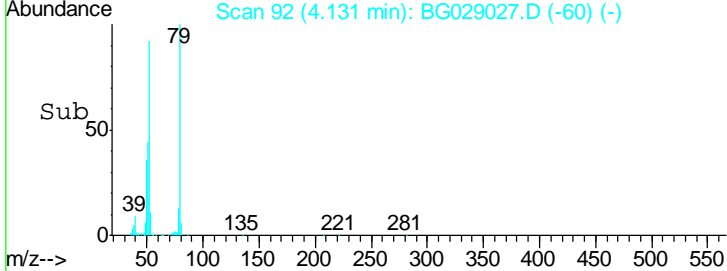
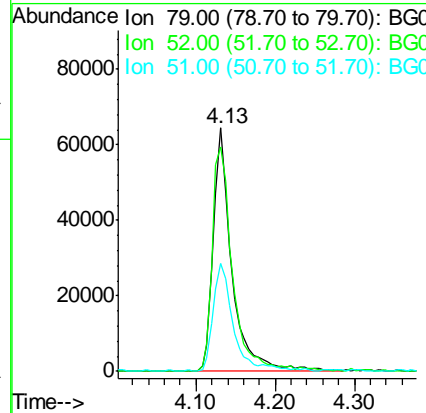
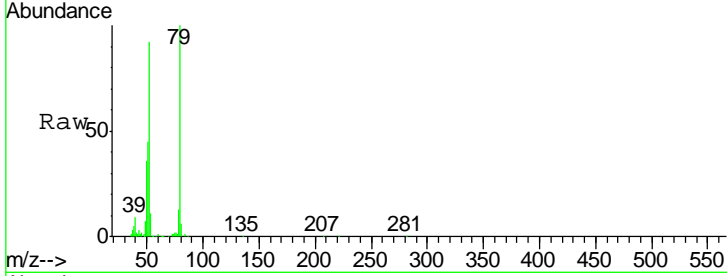




#3
 Pyridine
 Concen: 17.14 ng
 RT: 4.13 min Scan# 92
 Delta R.T. -0.11 min
 Lab File: BG029027.D
 Acq: 4 Oct 2017 5:51

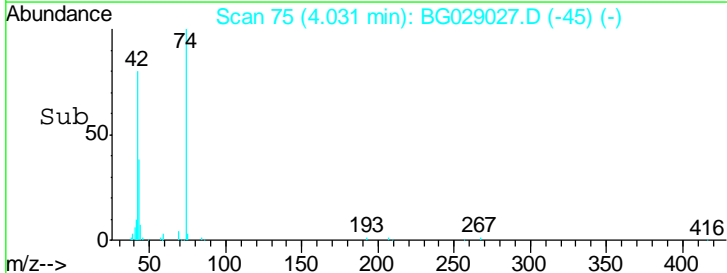
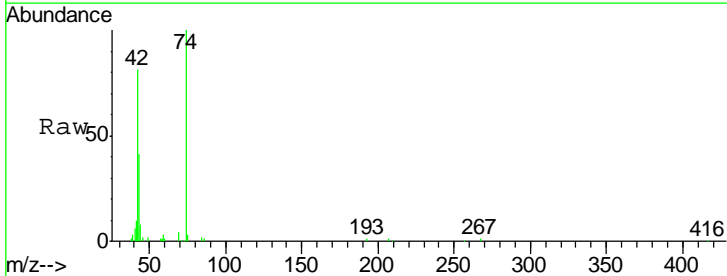
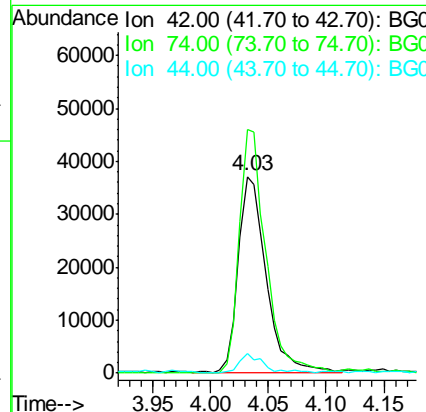
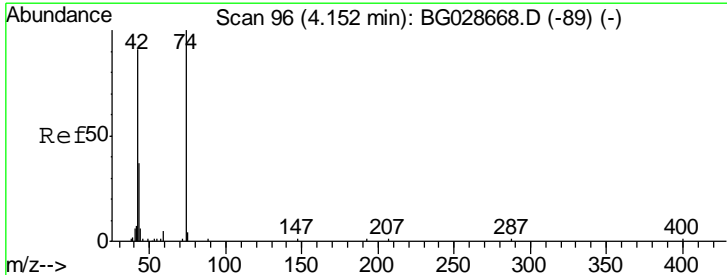
Instrument :
 BNA_G
 ClientSampled :

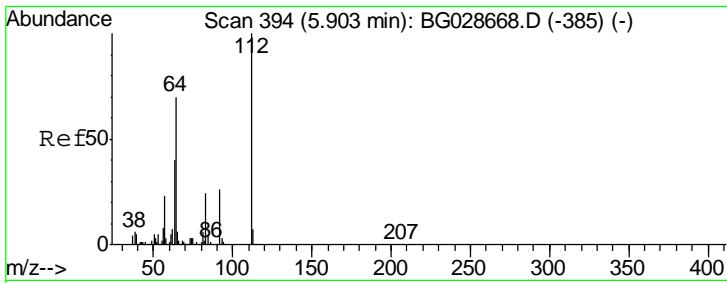
Tgt Ion	Resp	Lower	Upper
79	105547		
52	92.2	77.8	116.6
51	44.5	43.2	64.8



#4
 n-Nitrosodimethylamine
 Concen: 22.57 ng
 RT: 4.03 min Scan# 75
 Delta R.T. -0.12 min
 Lab File: BG029027.D
 Acq: 4 Oct 2017 5:51

Tgt Ion	Resp	Lower	Upper
42	63220		
74	123.7	76.7	115.1#
44	9.7	6.1	9.1#

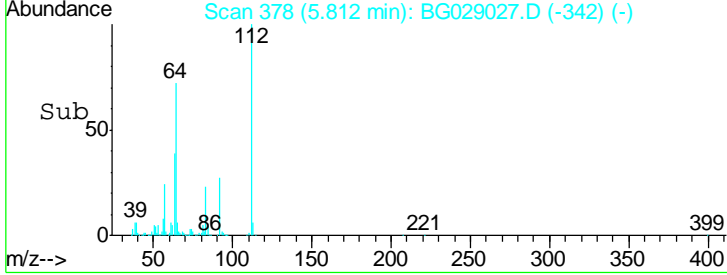
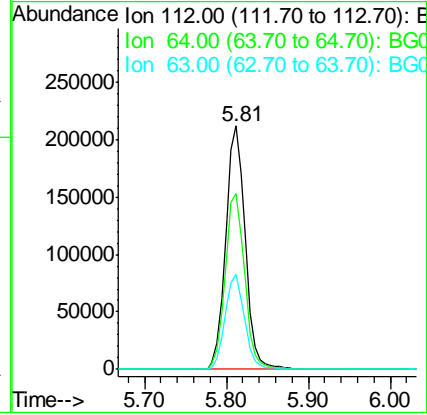
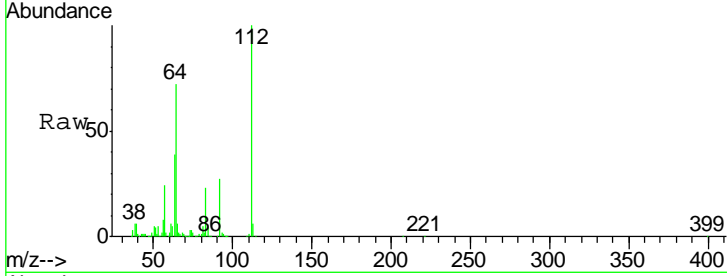




#5
 2-Fluorophenol
 Concen: 66.16 ng
 RT: 5.81 min Scan# 378
 Delta R.T. -0.09 min
 Lab File: BG029027.D
 Acq: 4 Oct 2017 5:51

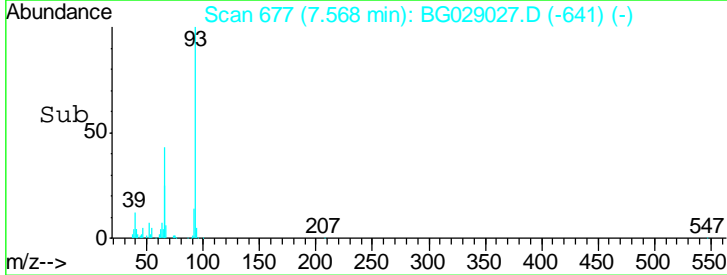
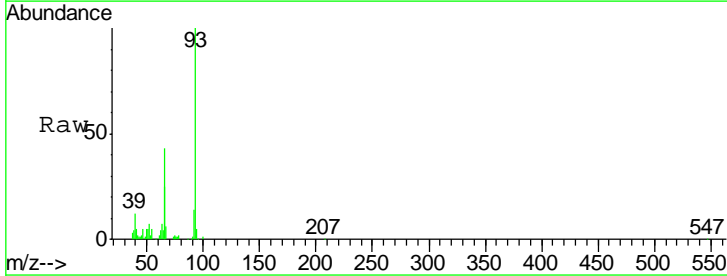
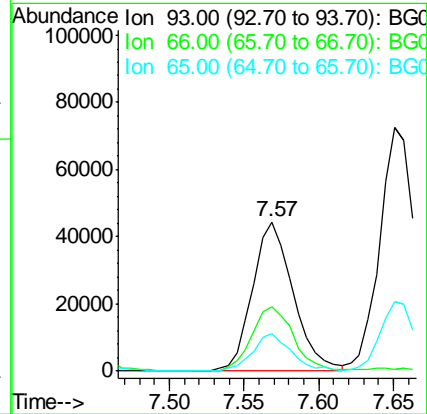
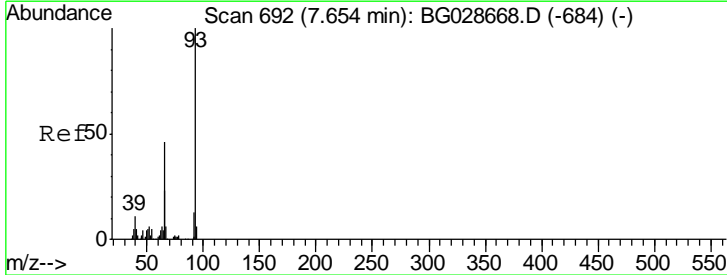
Instrument :
 BNA_G
 ClientSampled :

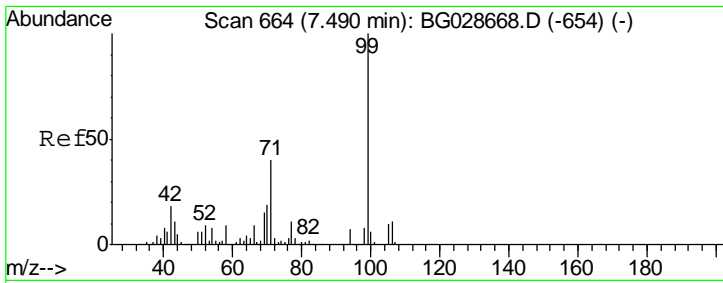
Tgt Ion	Resp	Lower	Upper
112	352630		
64	72.1	61.8	92.6
63	39.2	37.2	55.8



#6
 Aniline
 Concen: 8.97 ng
 RT: 7.57 min Scan# 677
 Delta R.T. -0.09 min
 Lab File: BG029027.D
 Acq: 4 Oct 2017 5:51

Tgt Ion	Resp	Lower	Upper
93	83785		
66	42.9	35.4	53.2
65	25.3	21.2	31.8

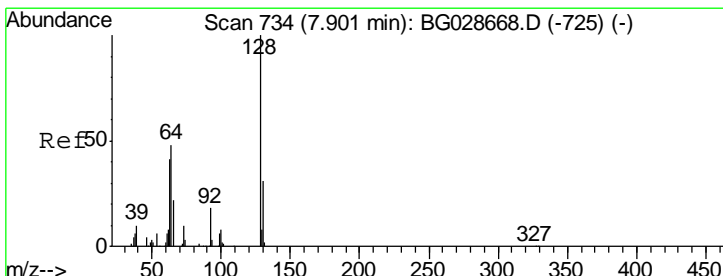
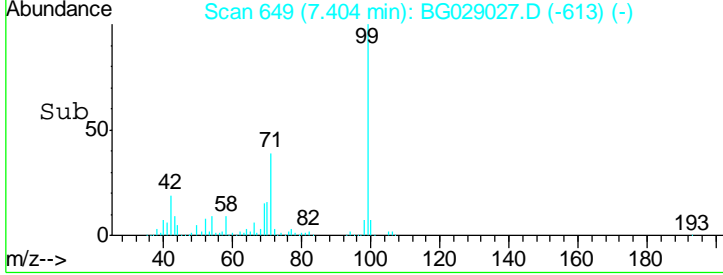
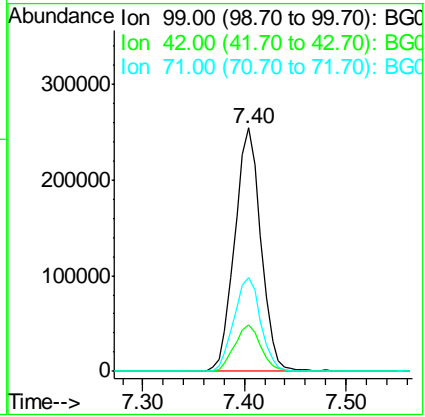
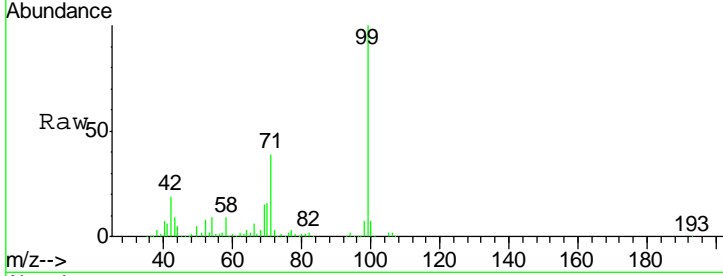




#7
 Phenol-d6
 Concen: 56.87 ng
 RT: 7.40 min Scan# 649
 Delta R.T. -0.09 min
 Lab File: BG029027.D
 Acq: 4 Oct 2017 5:51

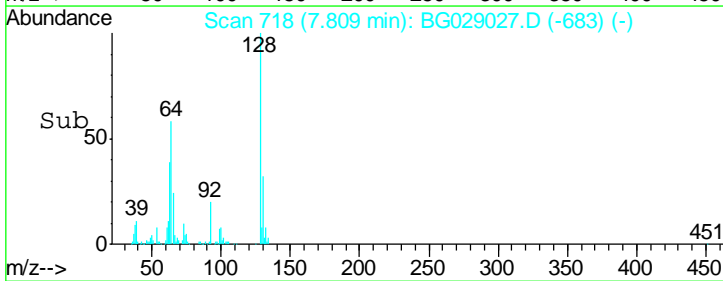
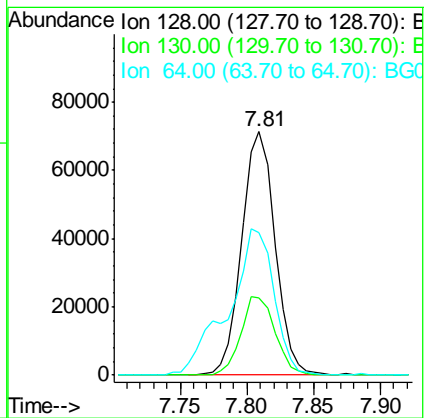
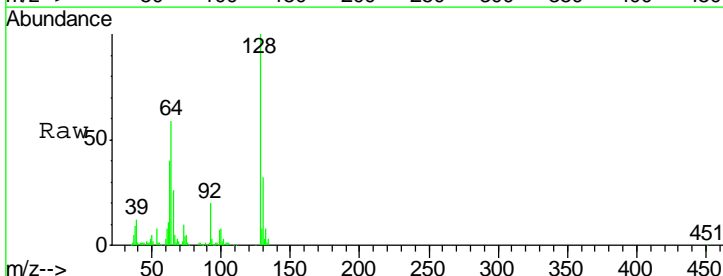
Instrument :
 BNA_G
 ClientSampled :

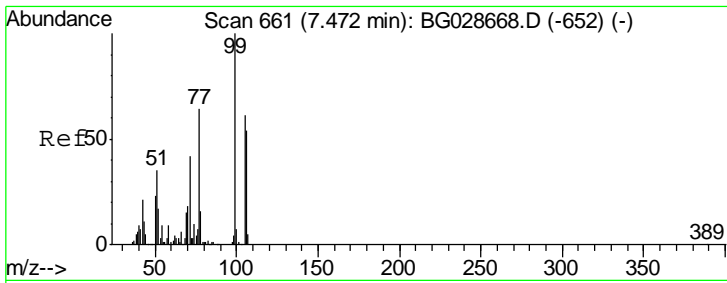
Tgt Ion	Resp	Lower	Upper
99	456418		
42	19.0	20.5	30.7#
71	38.5	37.6	56.4



#8
 2-Chlorophenol
 Concen: 20.77 ng
 RT: 7.81 min Scan# 718
 Delta R.T. -0.09 min
 Lab File: BG029027.D
 Acq: 4 Oct 2017 5:51

Tgt Ion	Resp	Lower	Upper
128	123446		
130	31.8	11.4	51.4
64	58.6	46.6	86.6

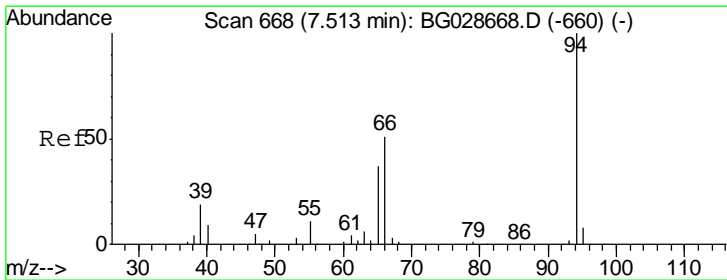
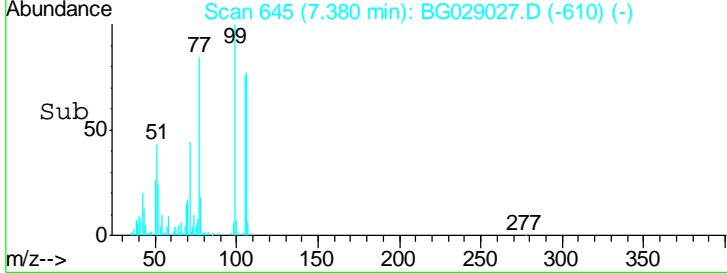
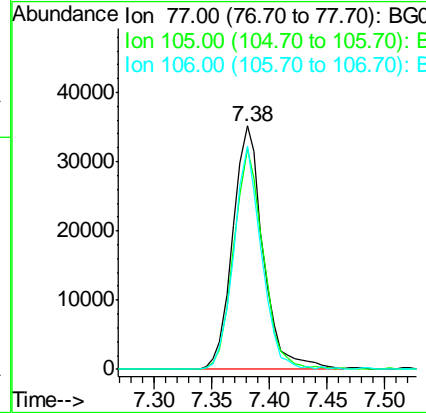
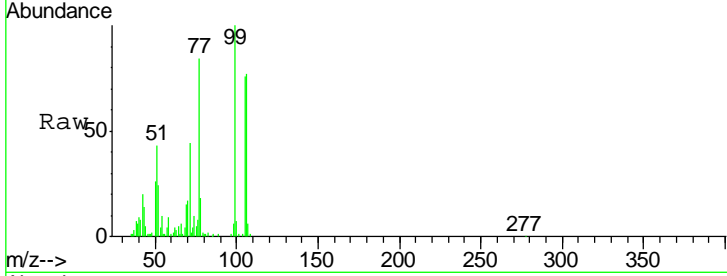




#9
Benzaldehyde
Concen: 12.93 ng
RT: 7.38 min Scan# 645
Delta R.T. -0.09 min
Lab File: BG029027.D
Acq: 4 Oct 2017 5:51

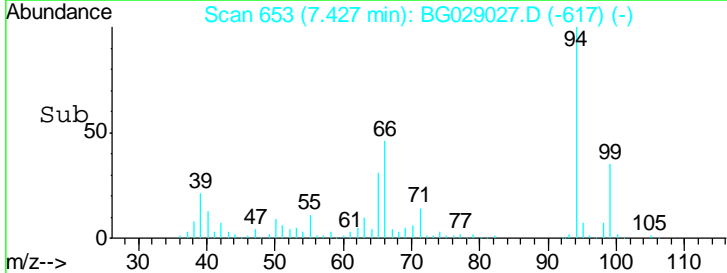
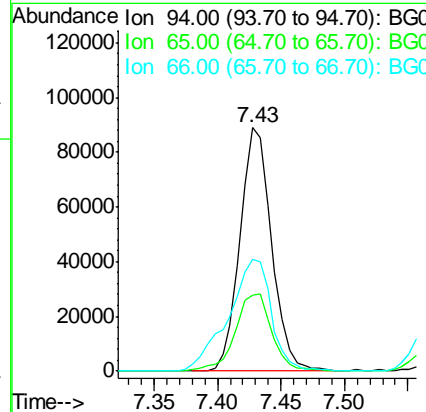
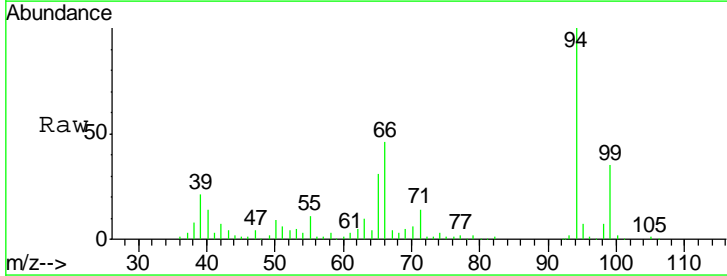
Instrument :
BNA_G
ClientSampled :

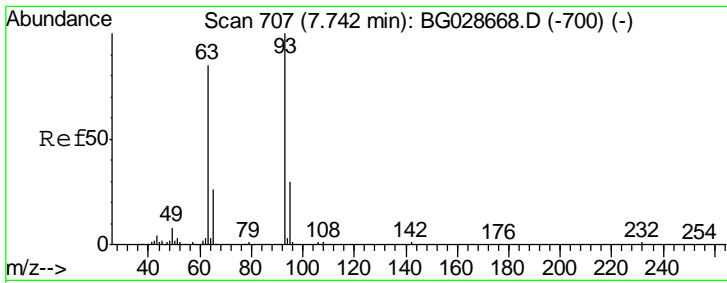
Tgt Ion	Resp	Lower	Upper
77	100		
105	90.4	60.9	100.9
106	91.9	55.1	95.1



#10
Phenol
Concen: 18.17 ng
RT: 7.43 min Scan# 653
Delta R.T. -0.09 min
Lab File: BG029027.D
Acq: 4 Oct 2017 5:51

Tgt Ion	Resp	Lower	Upper
94	100		
65	31.2	20.6	60.6
66	46.1	35.5	75.5

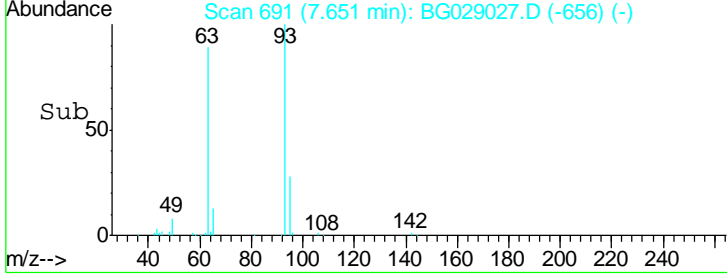
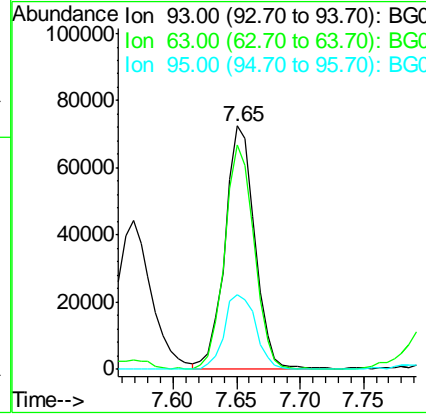
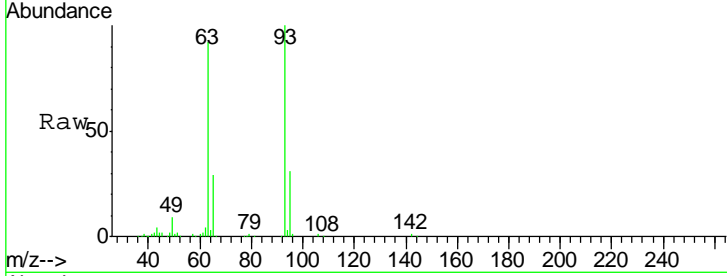




#11
 bis(2-Chloroethyl)ether
 Concen: 19.37 ng
 RT: 7.65 min Scan# 691
 Delta R.T. -0.09 min
 Lab File: BG029027.D
 Acq: 4 Oct 2017 5:51

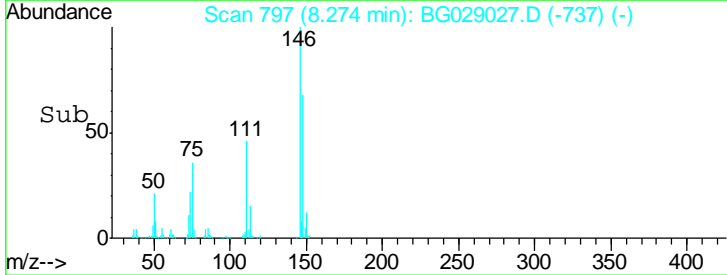
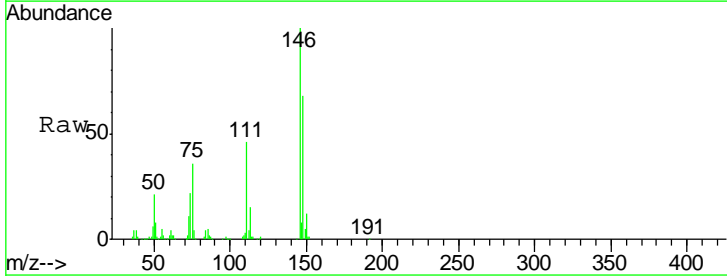
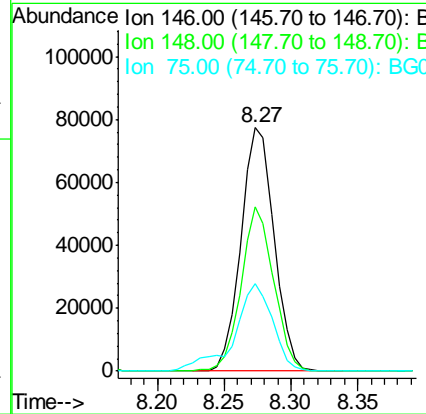
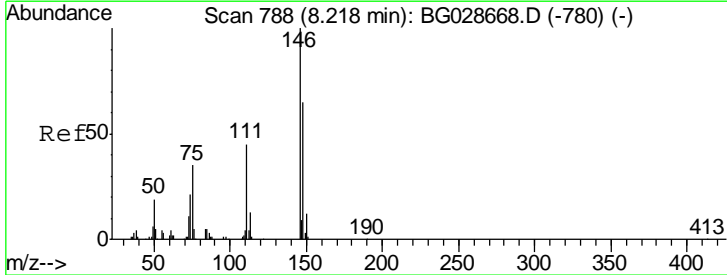
Instrument :
 BNA_G
ClientSampled :

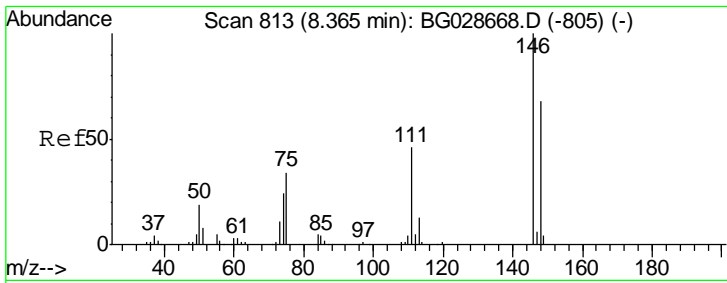
Tgt Ion	Resp	Lower	Upper
93	117807		
93	100		
63	91.9	78.5	118.5
95	30.7	9.8	49.8



#12
 1,3-Dichlorobenzene
 Concen: 20.69 ng
 RT: 8.27 min Scan# 797
 Delta R.T. 0.06 min
 Lab File: BG029027.D
 Acq: 4 Oct 2017 5:51

Tgt Ion	Resp	Lower	Upper
146	132373		
146	100		
148	67.7	49.2	73.8
75	36.1	33.4	50.2

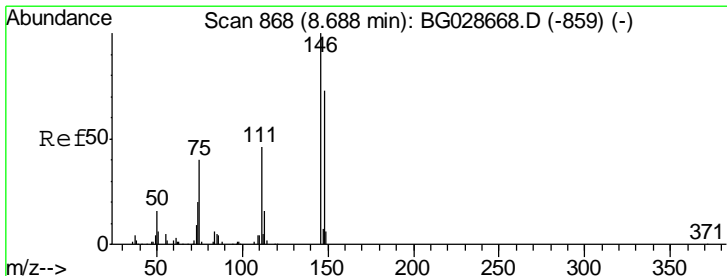
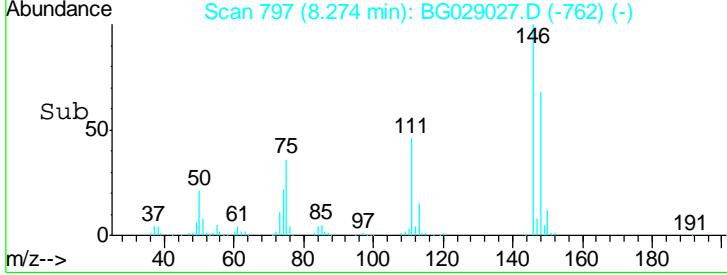
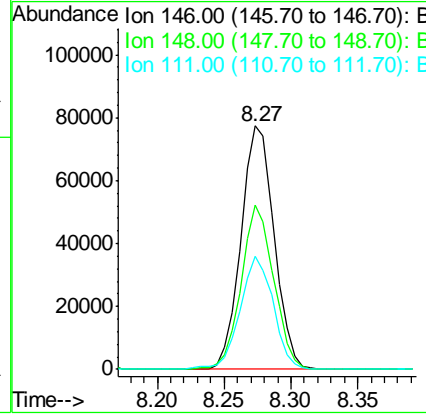
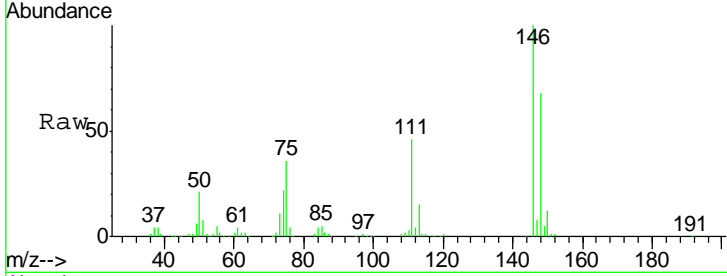




#13
 1,4-Dichlorobenzene
 Concen: 20.12 ng
 RT: 8.27 min Scan# 797
 Delta R.T. -0.09 min
 Lab File: BG029027.D
 Acq: 4 Oct 2017 5:51

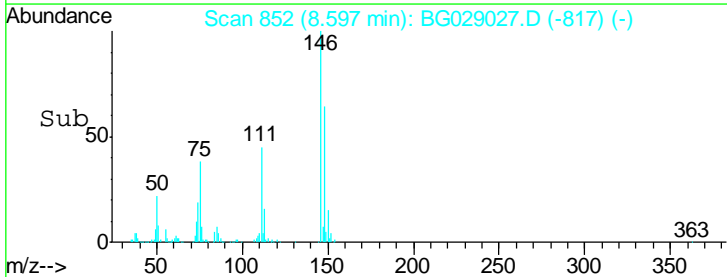
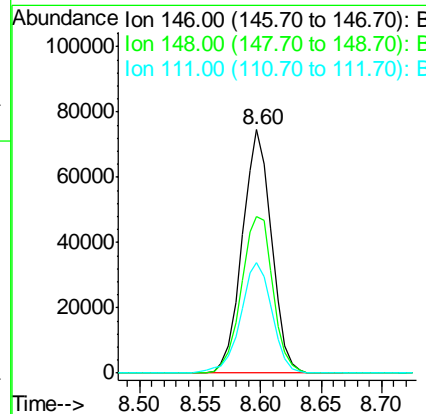
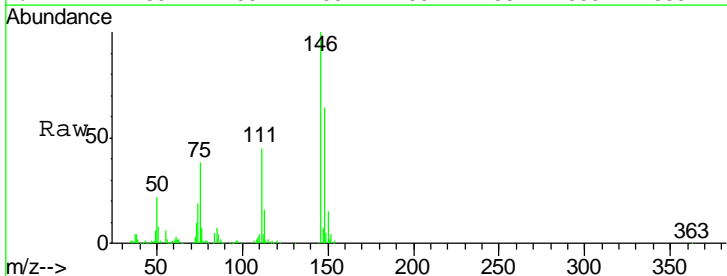
Instrument :
 BNA_G
 ClientSampled :

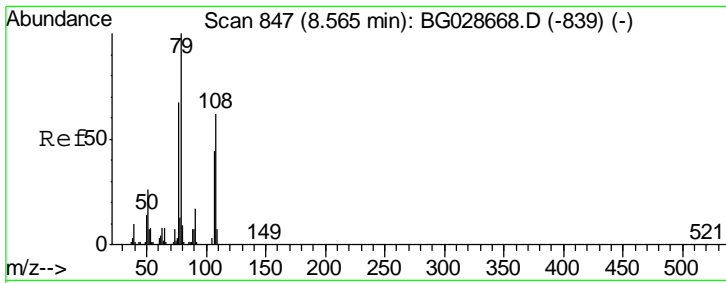
Tgt Ion	Resp	Lower	Upper
146	132373		
148	67.7	52.2	78.2
111	46.4	37.0	55.6



#14
 1,2-Dichlorobenzene
 Concen: 19.34 ng
 RT: 8.60 min Scan# 852
 Delta R.T. -0.09 min
 Lab File: BG029027.D
 Acq: 4 Oct 2017 5:51

Tgt Ion	Resp	Lower	Upper
146	125680		
148	64.2	54.6	81.8
111	45.2	39.7	59.5

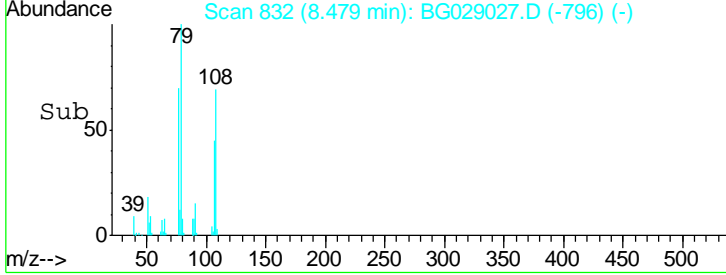
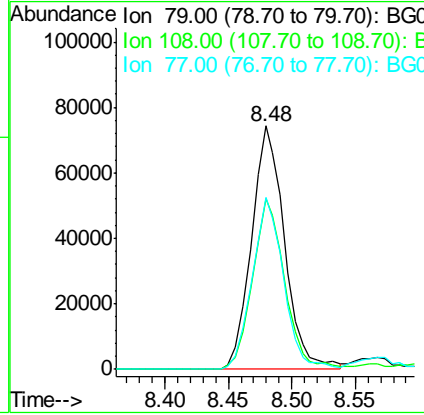
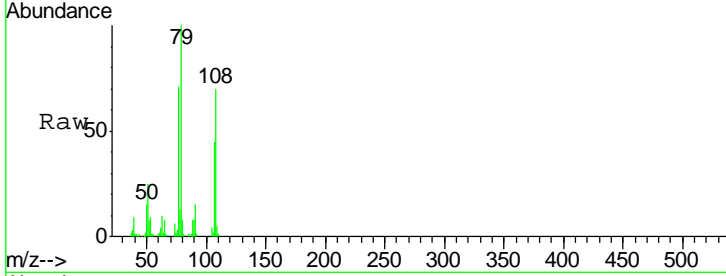




#15
 Benzyl Alcohol
 Concen: 21.43 ng
 RT: 8.48 min Scan# 832
 Delta R.T. -0.09 min
 Lab File: BG029027.D
 Acq: 4 Oct 2017 5:51

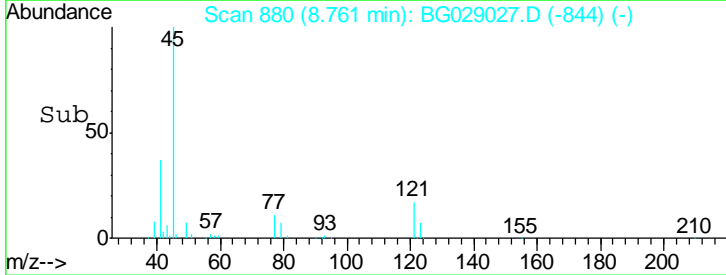
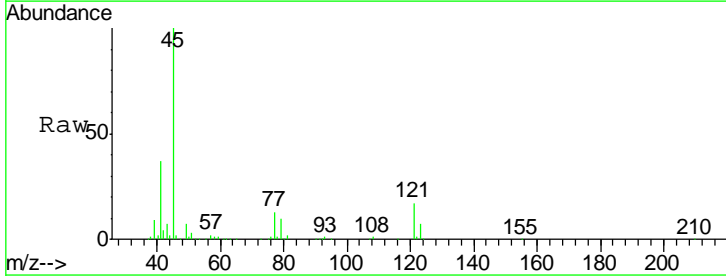
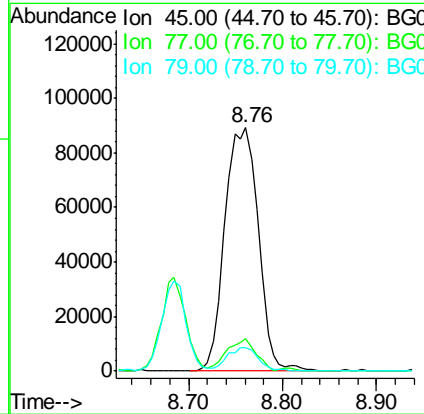
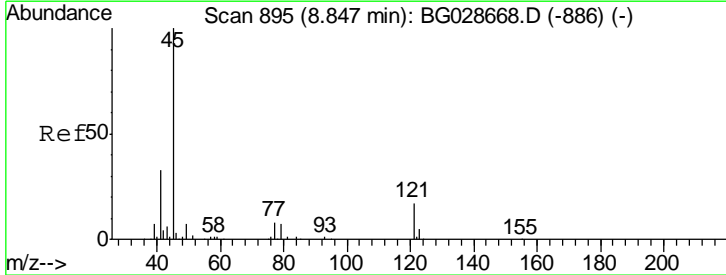
Instrument :
 BNA_G
 ClientSampled :

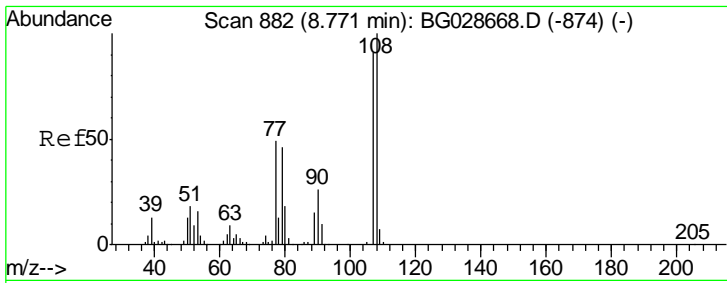
Tgt Ion	Resp	Lower	Upper
79	100		
108	70.1	45.5	68.3#
77	70.6	54.3	81.5



#16
 2,2'-oxybis(1-Chloropropane)
 Concen: 20.03 ng
 RT: 8.76 min Scan# 880
 Delta R.T. -0.09 min
 Lab File: BG029027.D
 Acq: 4 Oct 2017 5:51

Tgt Ion	Resp	Lower	Upper
45	100		
77	13.1	0.0	30.6
79	9.8	0.0	28.5

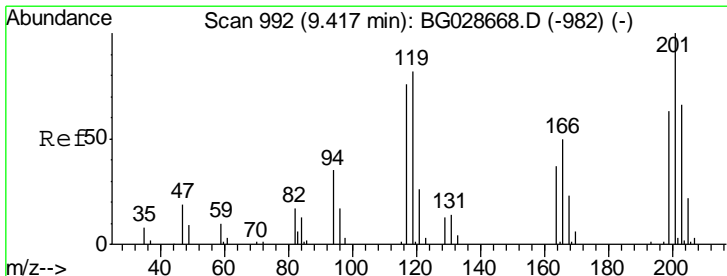
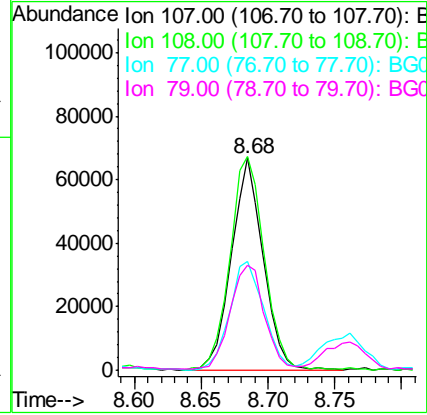
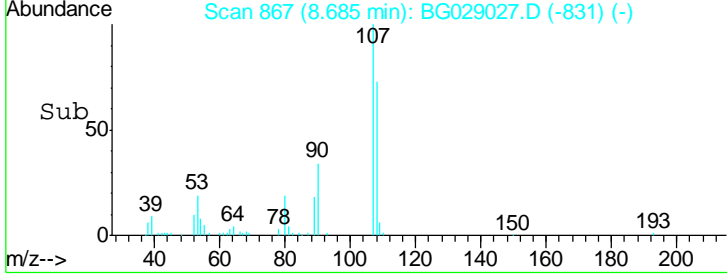
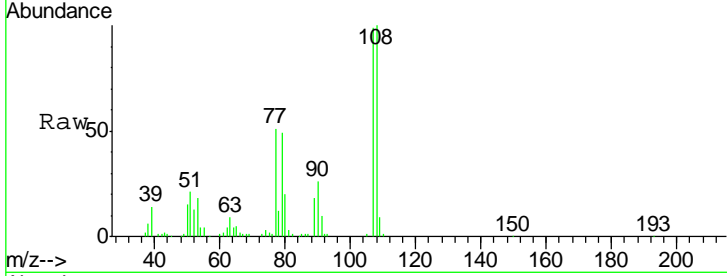




#17
 2-Methylphenol
 Concen: 20.07 ng
 RT: 8.68 min Scan# 867
 Delta R.T. -0.09 min
 Lab File: BG029027.D
 Acq: 4 Oct 2017 5:51

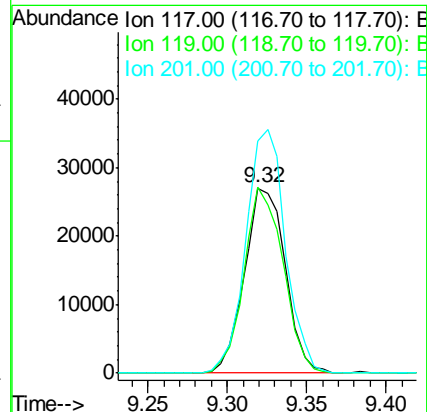
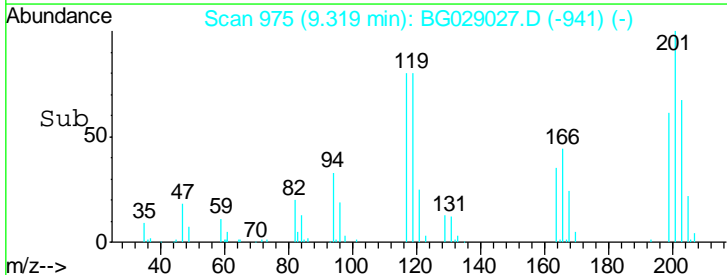
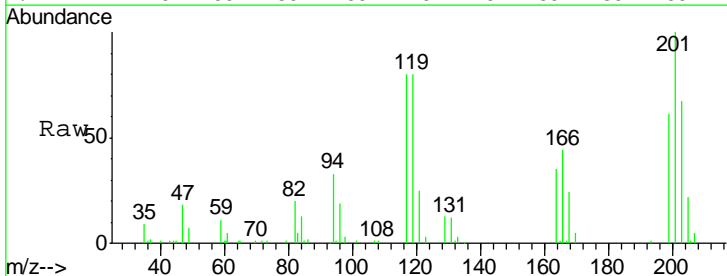
Instrument :
 BNA_G
 ClientSampled :

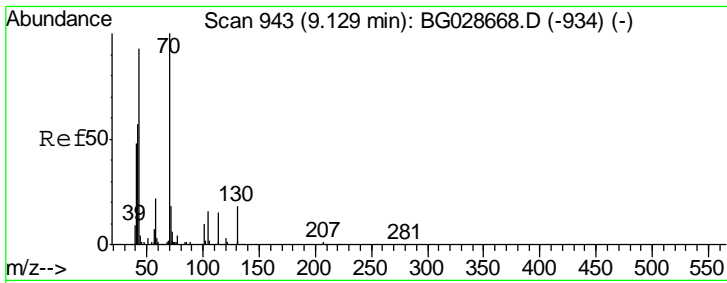
Tgt Ion	Resp	Lower	Upper
107	100		
108	100.7	85.6	128.4
77	51.2	51.4	77.2#
79	49.3	49.2	73.8



#18
 Hexachloroethane
 Concen: 20.06 ng
 RT: 9.32 min Scan# 975
 Delta R.T. -0.10 min
 Lab File: BG029027.D
 Acq: 4 Oct 2017 5:51

Tgt Ion	Resp	Lower	Upper
117	100		
119	100.3	69.8	104.6
201	125.4	95.4	143.0

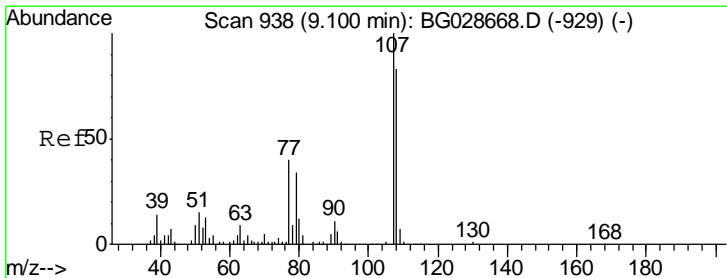
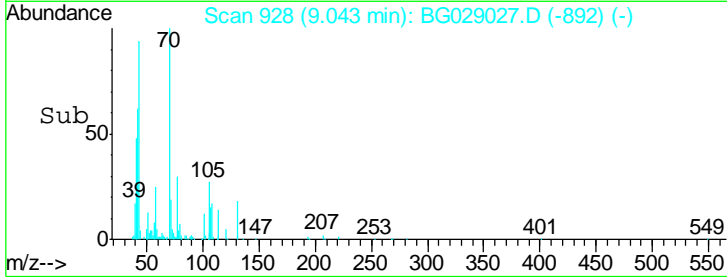
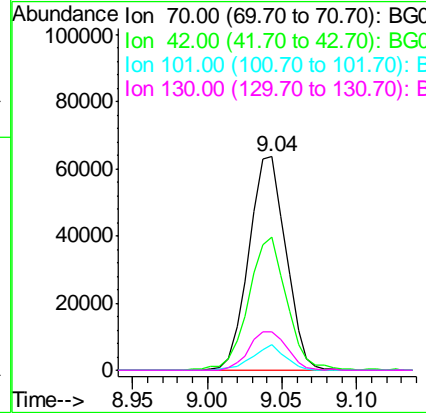
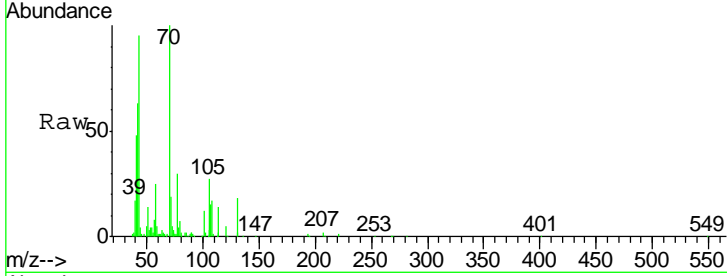




#19
 n-Nitroso-di-n-propylamine
 Concen: 19.15 ng
 RT: 9.04 min Scan# 928
 Delta R.T. -0.09 min
 Lab File: BG029027.D
 Acq: 4 Oct 2017 5:51

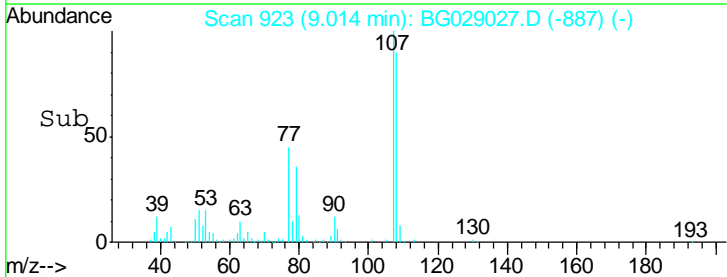
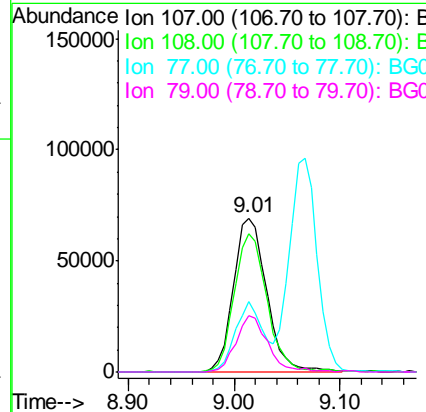
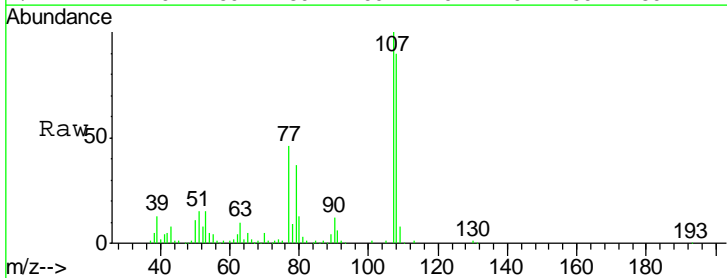
Instrument :
 BNA_G
 ClientSampled :

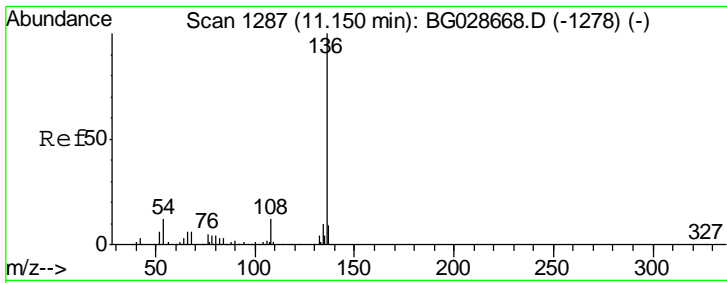
Tgt Ion	Resp	Lower	Upper
70	108929		
42	62.6	56.1	84.1
101	12.1	7.5	11.3#
130	18.1	14.6	21.8



#20
 3+4-Methylphenols
 Concen: 19.46 ng
 RT: 9.01 min Scan# 923
 Delta R.T. -0.09 min
 Lab File: BG029027.D
 Acq: 4 Oct 2017 5:51

Tgt Ion	Resp	Lower	Upper
107	150647		
108	90.0	70.8	110.8
77	45.9	25.8	65.8
79	36.6	20.1	60.1

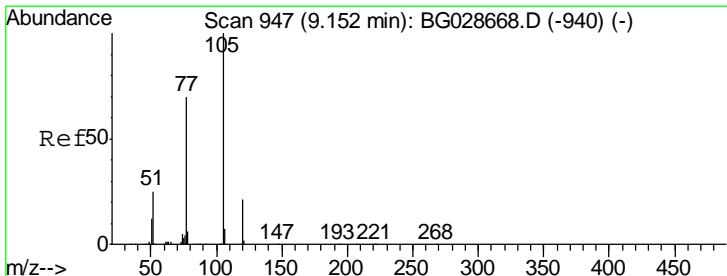
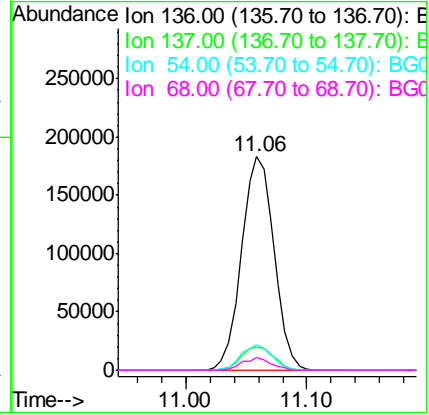
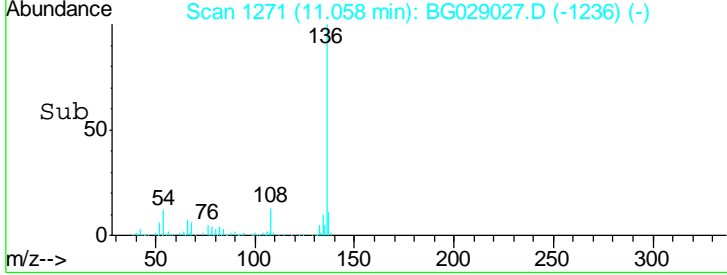
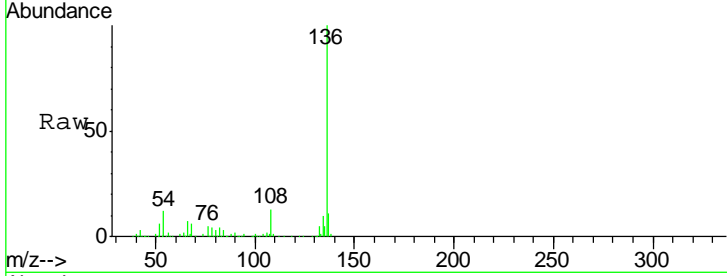




#21
 Naphthalene-d8
 Concen: 20.00 ng
 RT: 11.06 min Scan# 1271
 Delta R.T. -0.09 min
 Lab File: BG029027.D
 Acq: 4 Oct 2017 5:51

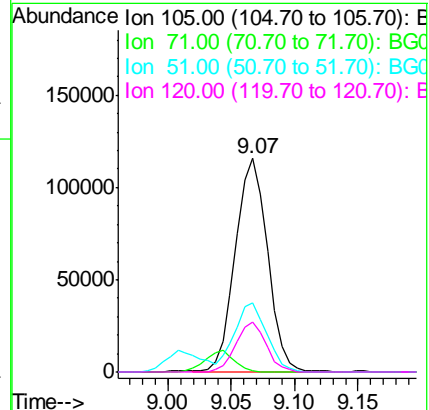
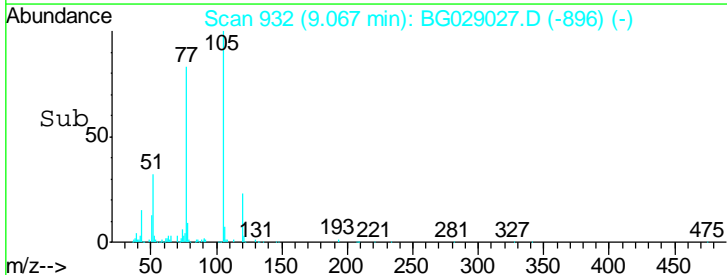
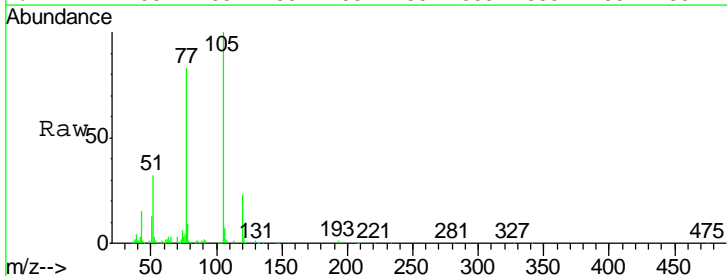
Instrument :
 BNA_G
 ClientSampled :

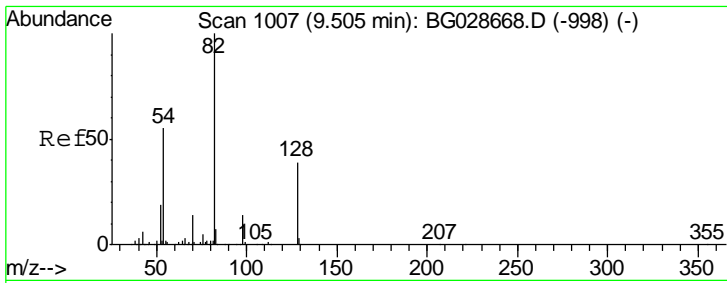
Tgt Ion	Resp	Lower	Upper
136	100		
137	11.0	8.9	13.3
54	11.9	9.3	13.9
68	5.9	5.1	7.7



#22
 Acetophenone
 Concen: 20.24 ng
 RT: 9.07 min Scan# 932
 Delta R.T. -0.09 min
 Lab File: BG029027.D
 Acq: 4 Oct 2017 5:51

Tgt Ion	Resp	Lower	Upper
105	100		
71	0.4	0.9	1.3#
51	32.3	34.0	51.0#
120	23.2	17.3	25.9

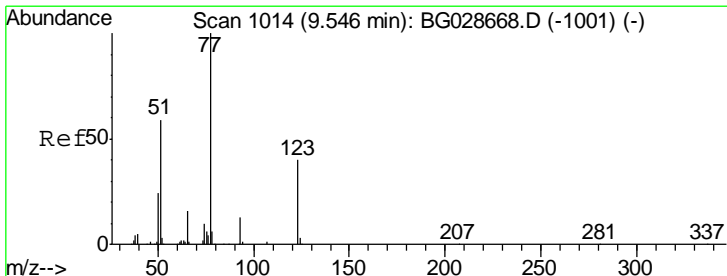
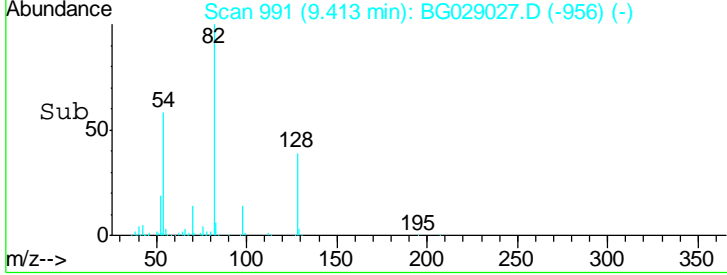
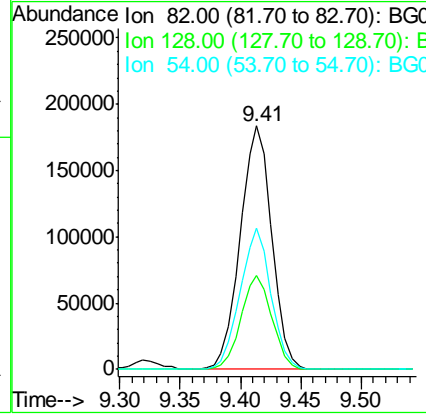
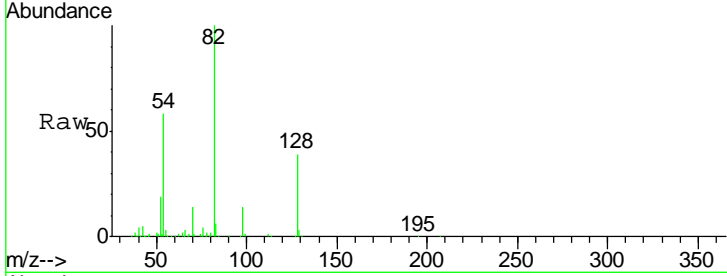




#23
 Nitrobenzene-d5
 Concen: 46.62 ng
 RT: 9.41 min Scan# 991
 Delta R.T. -0.09 min
 Lab File: BG029027.D
 Acq: 4 Oct 2017 5:51

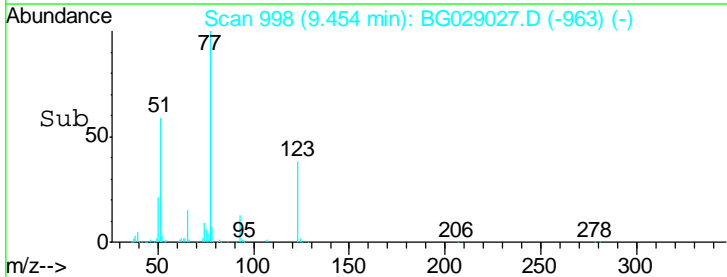
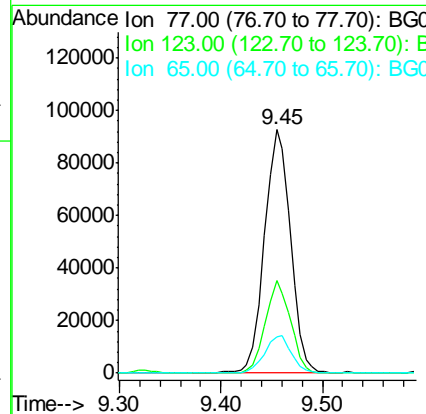
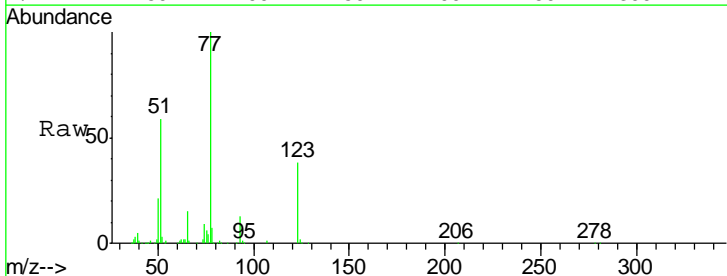
Instrument :
 BNA_G
 ClientSampled :

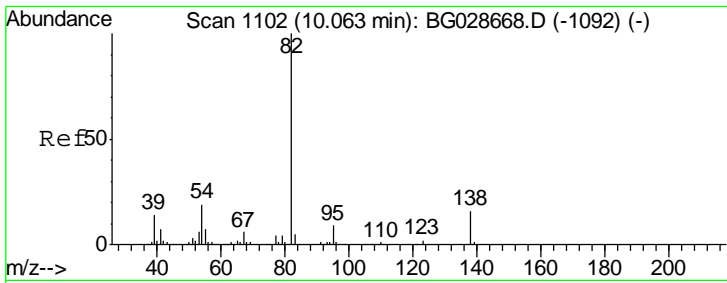
Tgt Ion	Resp	Lower	Upper
82	334210		
128	38.8	26.4	39.6
54	57.9	49.4	74.2



#24
 Nitrobenzene
 Concen: 20.82 ng
 RT: 9.45 min Scan# 998
 Delta R.T. -0.09 min
 Lab File: BG029027.D
 Acq: 4 Oct 2017 5:51

Tgt Ion	Resp	Lower	Upper
77	165302		
123	38.0	26.1	39.1
65	15.0	12.4	18.6

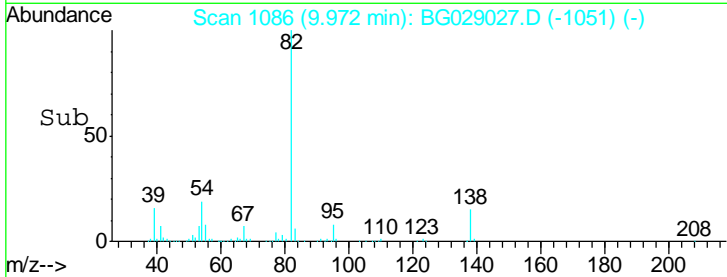
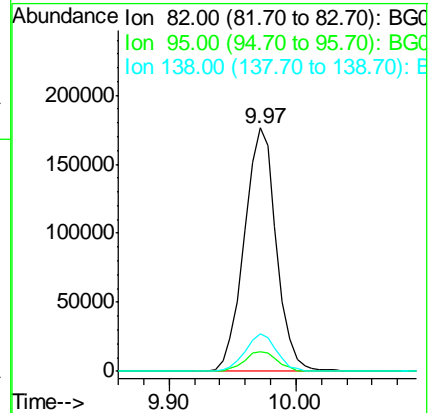
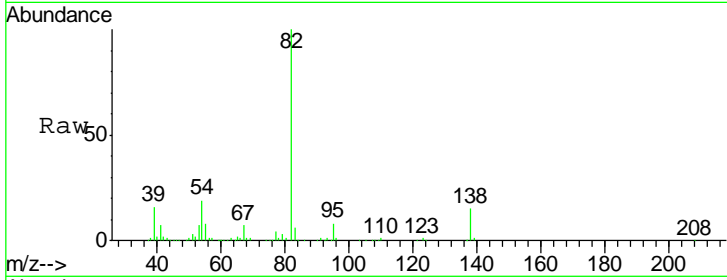




#25
 Isophorone
 Concen: 21.21 ng
 RT: 9.97 min Scan# 1086
 Delta R.T. -0.09 min
 Lab File: BG029027.D
 Acq: 4 Oct 2017 5:51

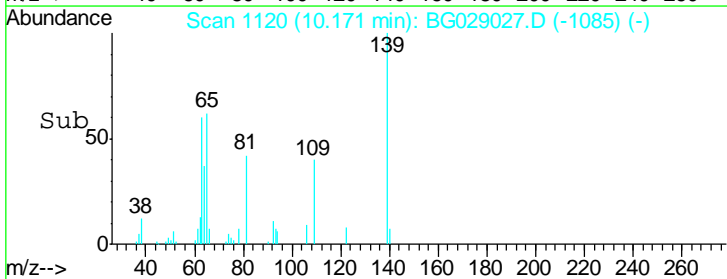
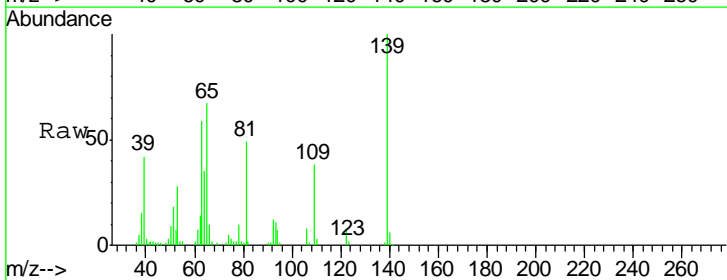
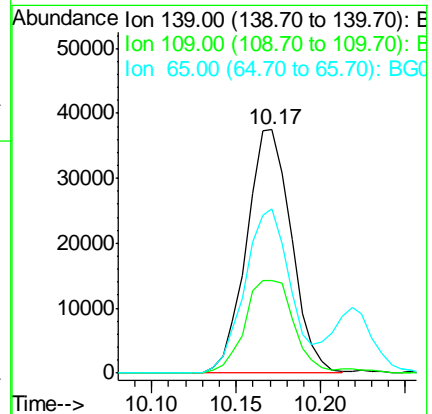
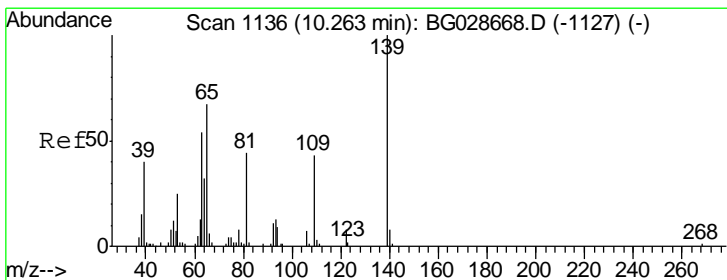
Instrument :
 BNA_G
 ClientSampled :

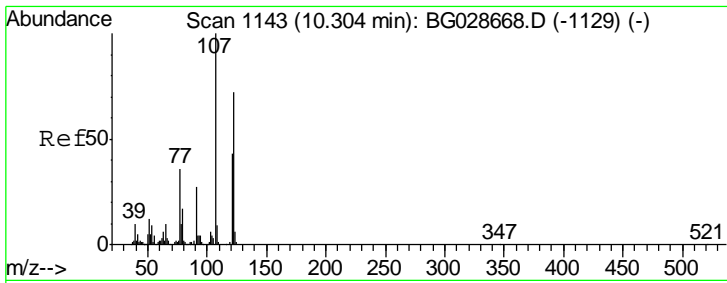
Tgt Ion	Resp	Lower	Upper
82	307741		
95	7.8	7.5	11.3
138	15.2	12.3	18.5



#26
 2-Nitrophenol
 Concen: 20.50 ng
 RT: 10.17 min Scan# 1120
 Delta R.T. -0.09 min
 Lab File: BG029027.D
 Acq: 4 Oct 2017 5:51

Tgt Ion	Resp	Lower	Upper
139	69253		
109	38.3	38.6	58.0#
65	67.4	57.1	85.7

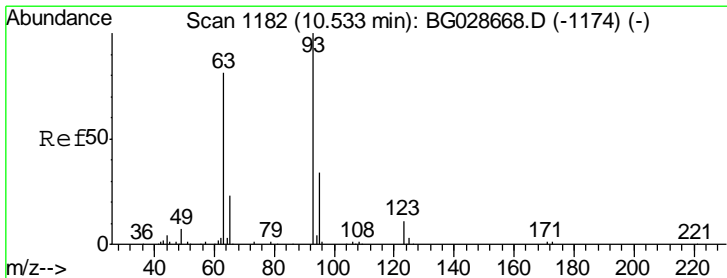
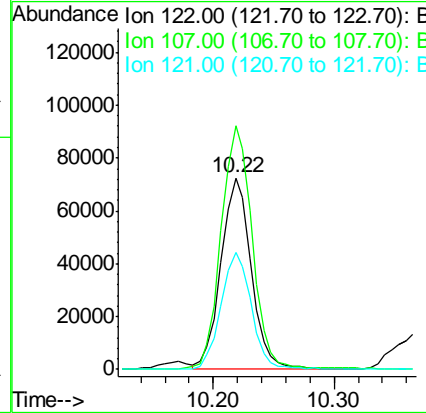
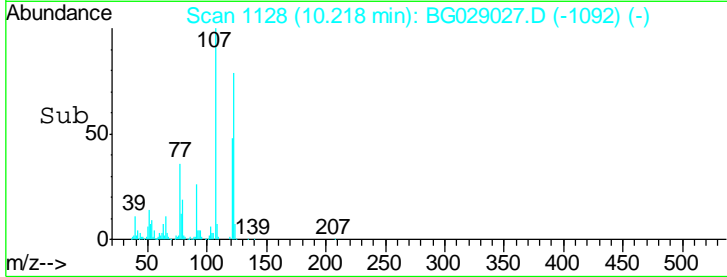
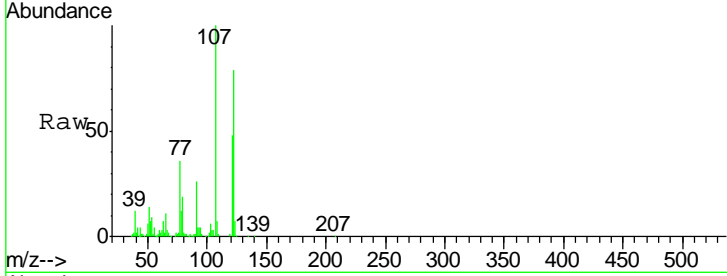




#27
 2,4-Dimethylphenol
 Concen: 20.15 ng
 RT: 10.22 min Scan# 1128
 Delta R.T. -0.09 min
 Lab File: BG029027.D
 Acq: 4 Oct 2017 5:51

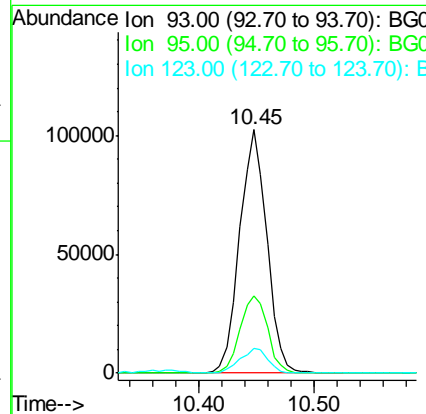
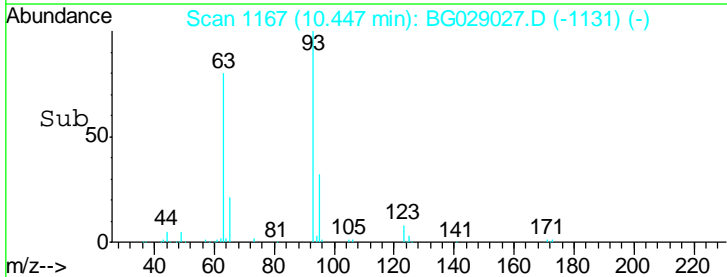
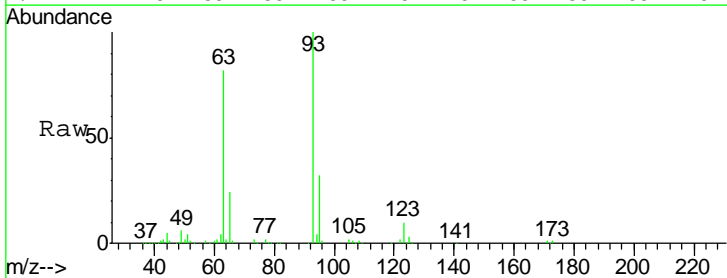
Instrument :
 BNA_G
 ClientSampled :

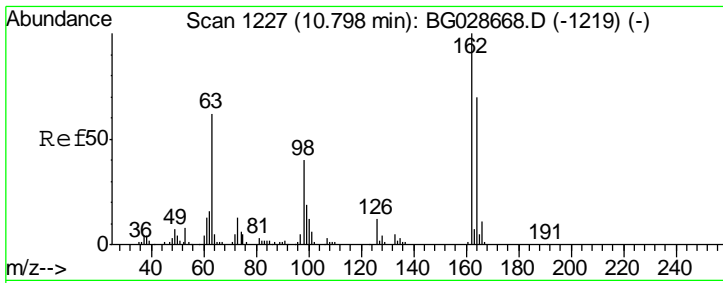
Tgt Ion	Resp	Lower	Upper
122	124430		
107	127.3	104.2	156.4
121	60.9	46.0	69.0



#28
 bis(2-Chloroethoxy)methane
 Concen: 21.16 ng
 RT: 10.45 min Scan# 1167
 Delta R.T. -0.09 min
 Lab File: BG029027.D
 Acq: 4 Oct 2017 5:51

Tgt Ion	Resp	Lower	Upper
93	166702		
93	100		
95	31.9	25.7	38.5
123	10.4	8.3	12.5

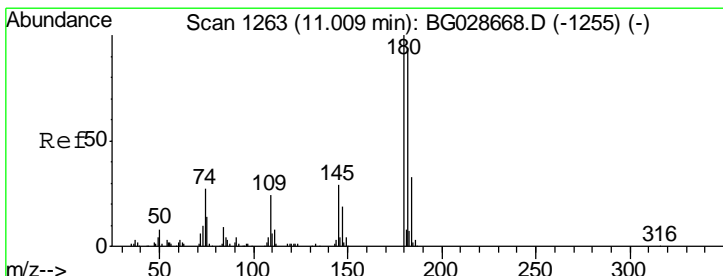
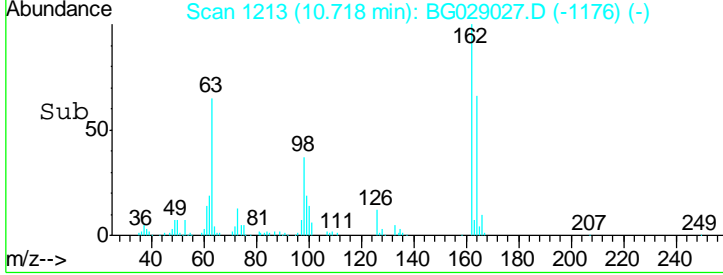
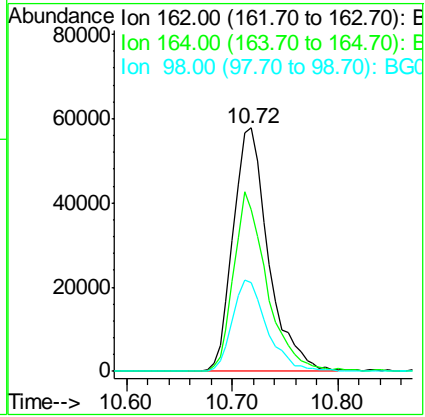
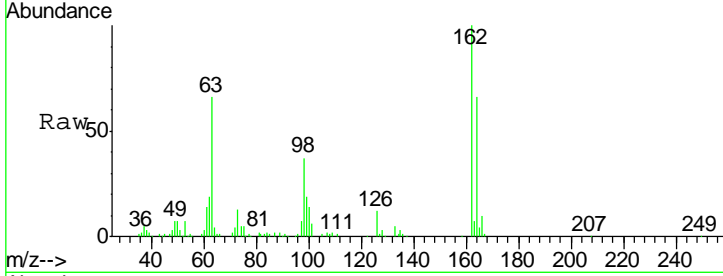




#29
 2,4-Dichlorophenol
 Concen: 21.81 ng
 RT: 10.72 min Scan# 1213
 Delta R.T. -0.08 min
 Lab File: BG029027.D
 Acq: 4 Oct 2017 5:51

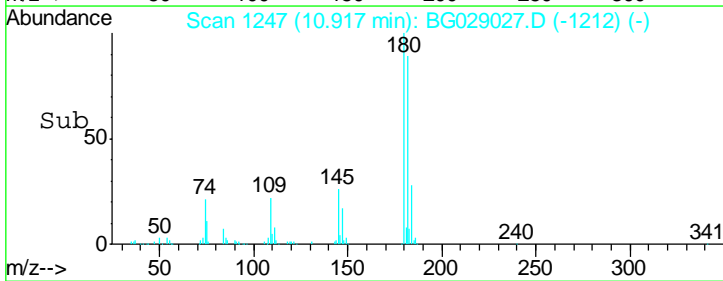
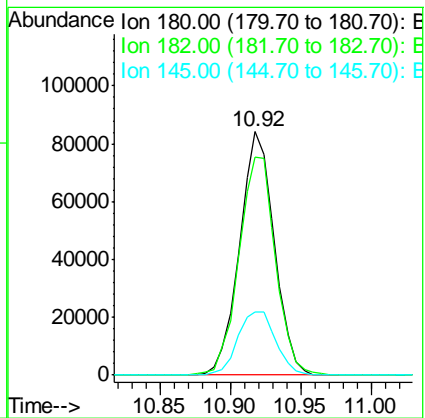
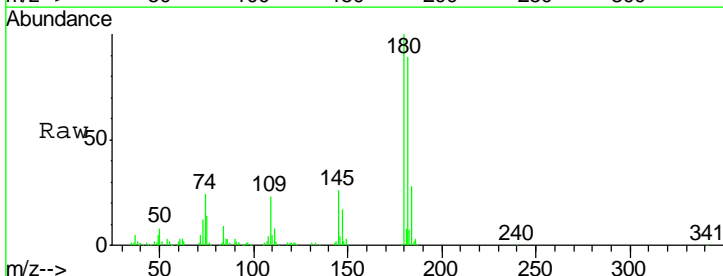
Instrument :
 BNA_G
 ClientSampled :

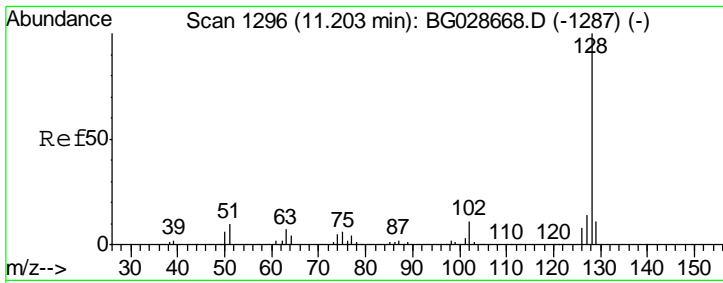
Tgt Ion	Resp	Lower	Upper
162	134040		
164	66.4	42.4	82.4
98	36.7	20.3	60.3



#30
 1,2,4-Trichlorobenzene
 Concen: 20.59 ng
 RT: 10.92 min Scan# 1247
 Delta R.T. -0.09 min
 Lab File: BG029027.D
 Acq: 4 Oct 2017 5:51

Tgt Ion	Resp	Lower	Upper
180	144337		
182	89.3	77.0	115.4
145	26.2	23.4	35.0

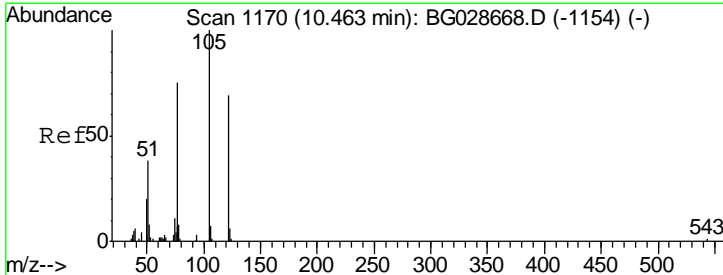
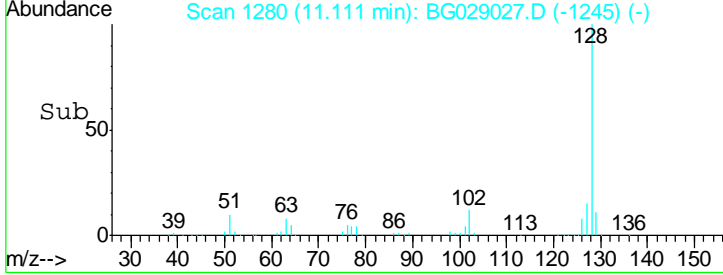
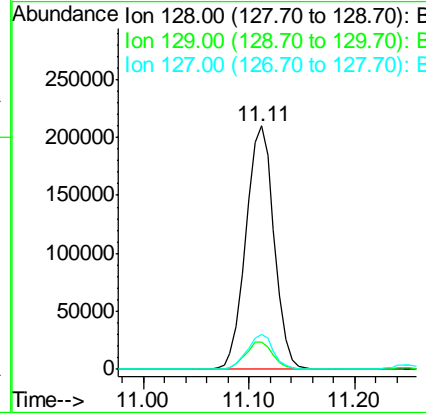
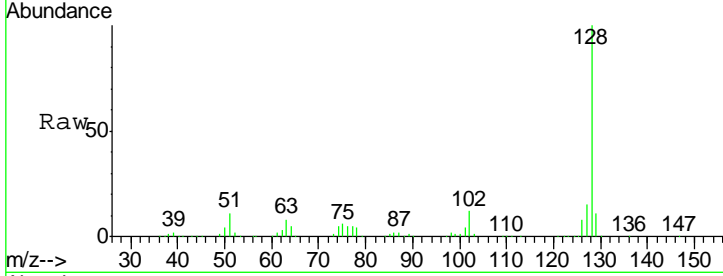




#31
 Naphthalene
 Concen: 21.58 ng
 RT: 11.11 min Scan# 1280
 Delta R.T. -0.09 min
 Lab File: BG029027.D
 Acq: 4 Oct 2017 5:51

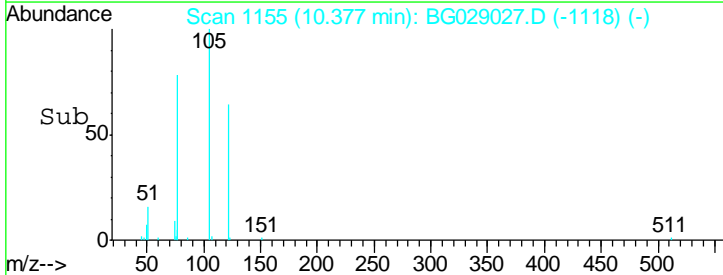
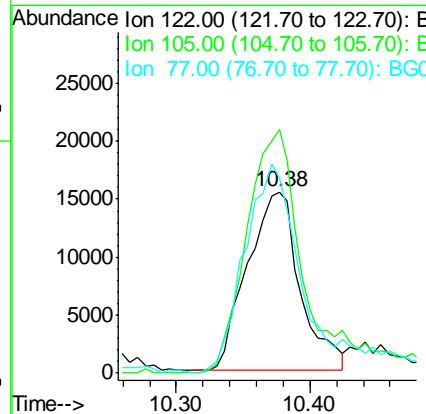
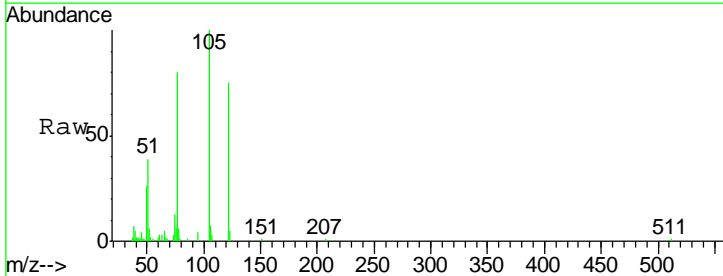
Instrument :
 BNA_G
 ClientSampled :

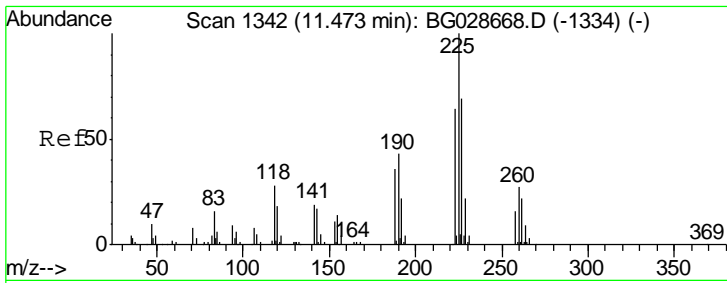
Tgt Ion	Resp	Lower	Upper
128	386479		
129	11.2	9.3	13.9
127	14.6	11.4	17.0



#32
 Benzoic acid
 Concen: 14.47 ng
 RT: 10.38 min Scan# 1155
 Delta R.T. -0.09 min
 Lab File: BG029027.D
 Acq: 4 Oct 2017 5:51

Tgt Ion	Resp	Lower	Upper
122	42112		
105	134.1	120.1	160.1
77	107.7	104.6	144.6

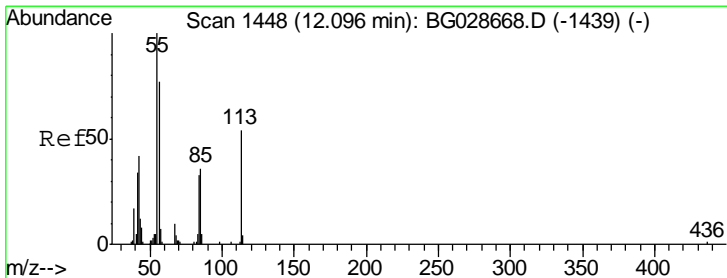
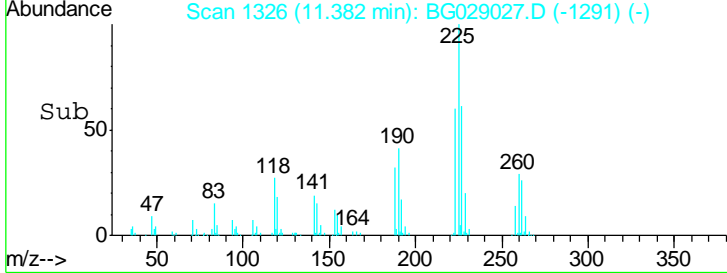
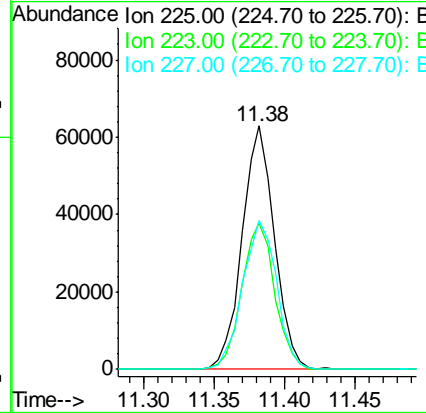
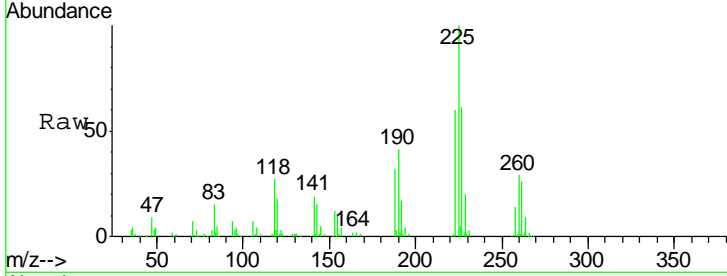




#34
 Hexachlorobutadiene
 Concen: 19.48 ng
 RT: 11.38 min Scan# 1326
 Delta R.T. -0.09 min
 Lab File: BG029027.D
 Acq: 4 Oct 2017 5:51

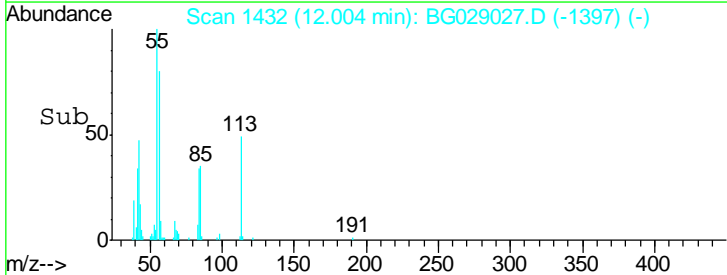
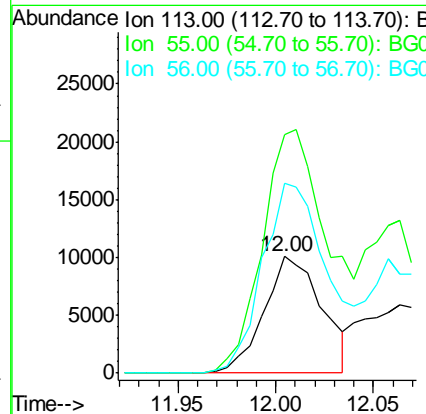
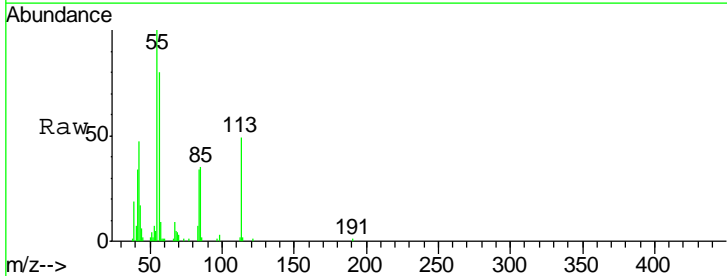
Instrument :
 BNA_G
 ClientSampled :

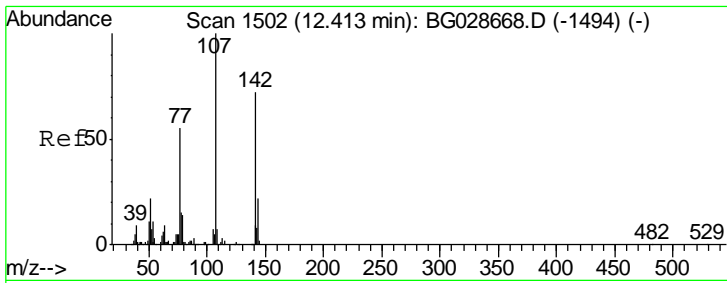
Tgt Ion	Resp	Lower	Upper
225	100602		
223	60.1	50.7	76.1
227	60.9	49.0	73.6



#35
 Caprolactam
 Concen: 9.37 ng
 RT: 12.00 min Scan# 1432
 Delta R.T. -0.09 min
 Lab File: BG029027.D
 Acq: 4 Oct 2017 5:51

Tgt Ion	Resp	Lower	Upper
113	20644		
55	204.8	198.6	238.6
56	163.0	140.4	180.4

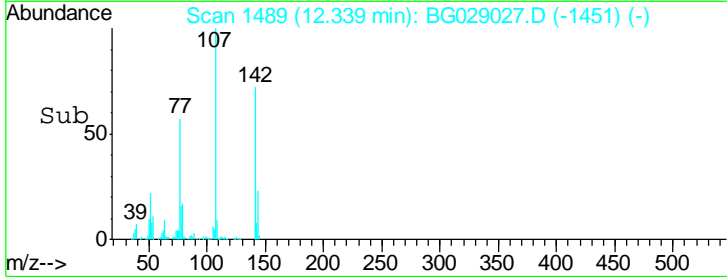
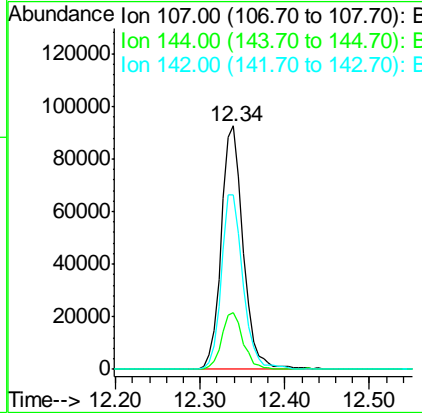
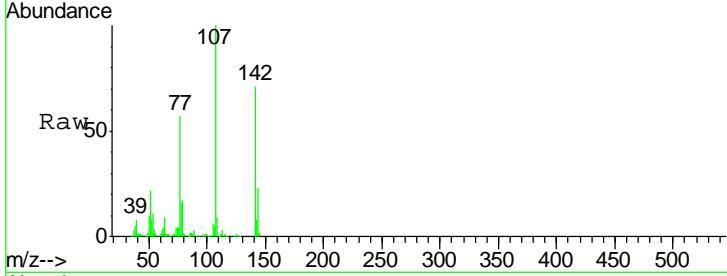




#36
 4-Chloro-3-methylphenol
 Concen: 20.92 ng
 RT: 12.34 min Scan# 1489
 Delta R.T. -0.07 min
 Lab File: BG029027.D
 Acq: 4 Oct 2017 5:51

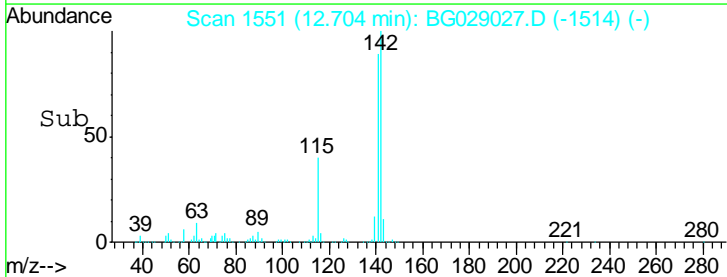
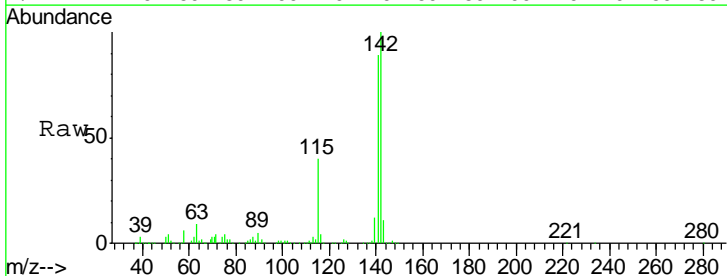
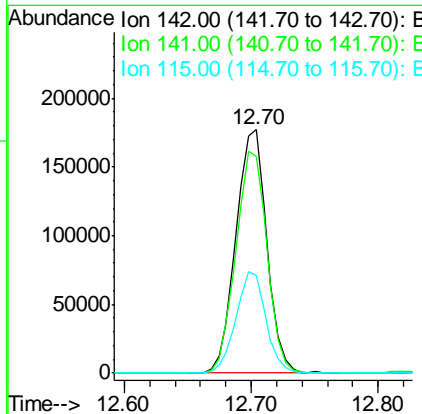
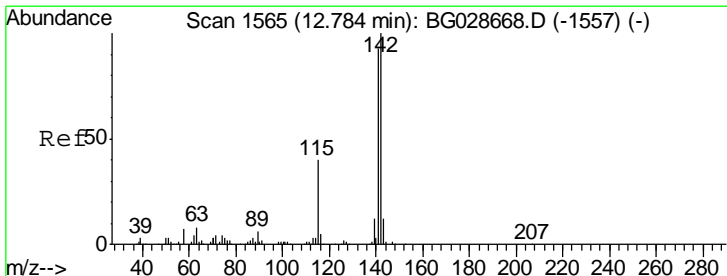
Instrument :
 BNA_G
 ClientSampled :

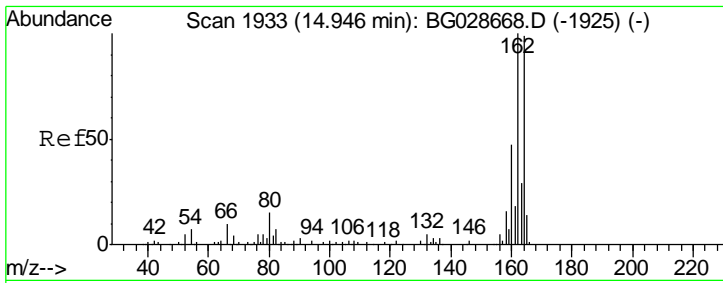
Tgt Ion	Resp	Lower	Upper
107	167273		
107	100		
144	23.3	17.4	26.0
142	71.5	54.1	81.1



#37
 2-Methylnaphthalene
 Concen: 22.35 ng
 RT: 12.70 min Scan# 1551
 Delta R.T. -0.08 min
 Lab File: BG029027.D
 Acq: 4 Oct 2017 5:51

Tgt Ion	Resp	Lower	Upper
142	298904		
142	100		
141	88.8	70.4	105.6
115	40.4	35.5	53.3

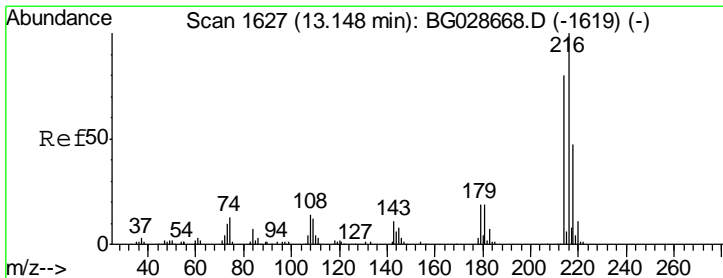
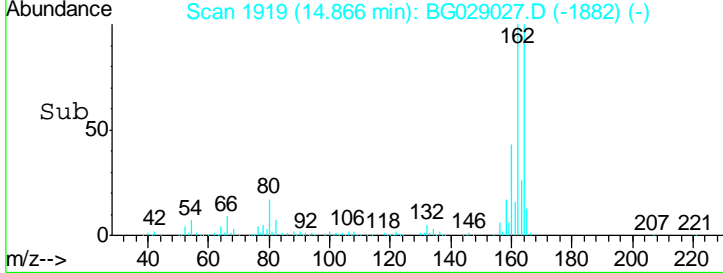
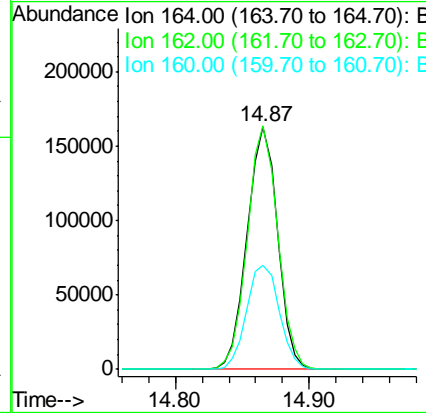
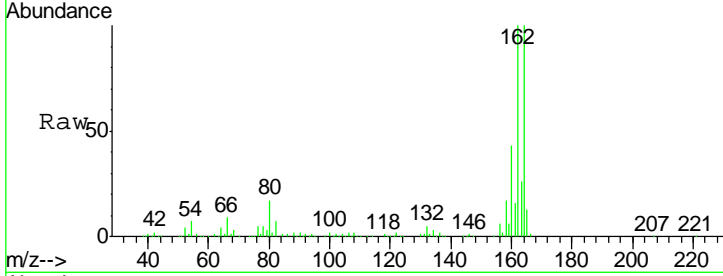




#38
 Acenaphthene-d10
 Concen: 20.00 ng
 RT: 14.87 min Scan# 1919
 Delta R.T. -0.08 min
 Lab File: BG029027.D
 Acq: 4 Oct 2017 5:51

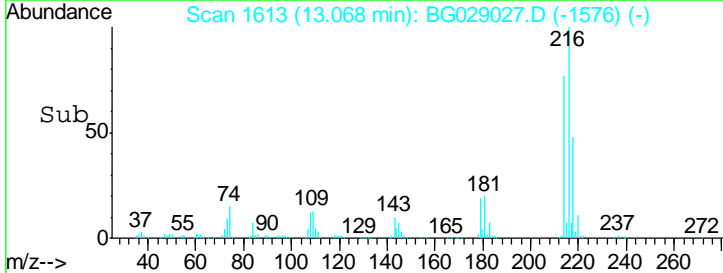
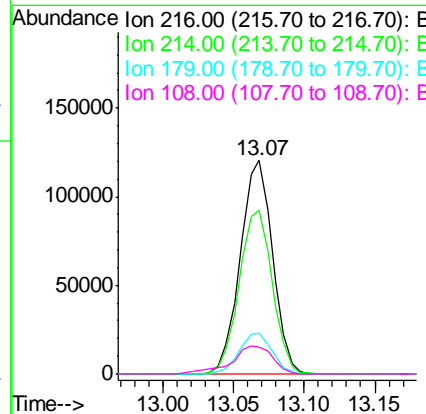
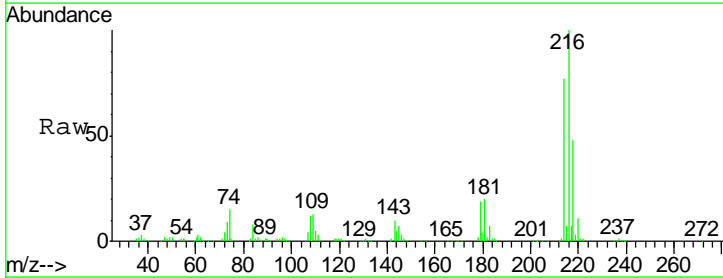
Instrument :
 BNA_G
 ClientSampled :

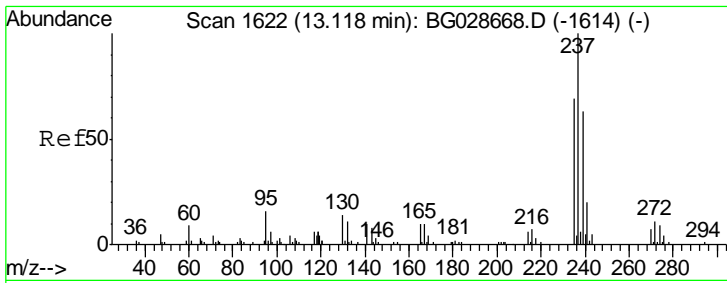
Tgt Ion	Resp	Lower	Upper
164	100		
162	100.2	85.1	127.7
160	42.6	34.7	52.1



#39
 1,2,4,5-Tetrachlorobenzene
 Concen: 18.36 ng
 RT: 13.07 min Scan# 1613
 Delta R.T. -0.08 min
 Lab File: BG029027.D
 Acq: 4 Oct 2017 5:51

Tgt Ion	Resp	Lower	Upper
216	100		
214	78.7	64.4	96.6
179	19.6	17.4	26.0
108	16.8	15.6	23.4

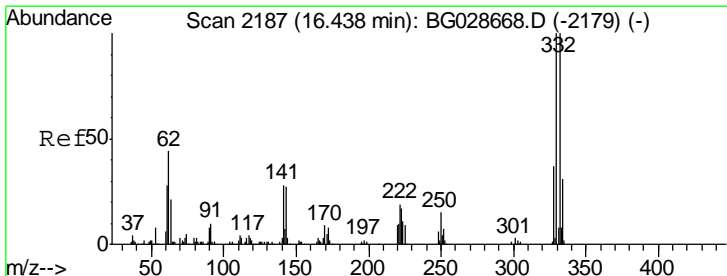
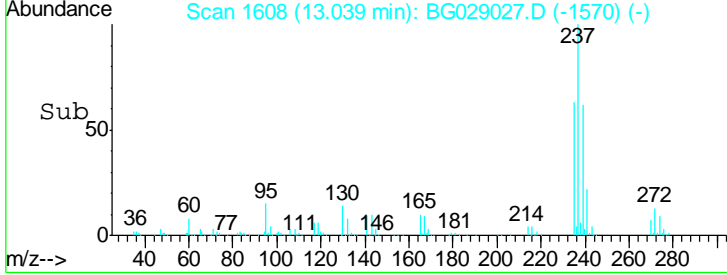
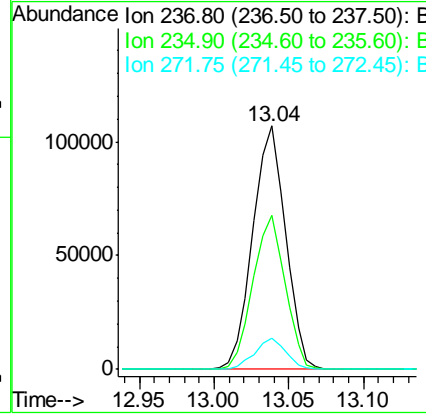
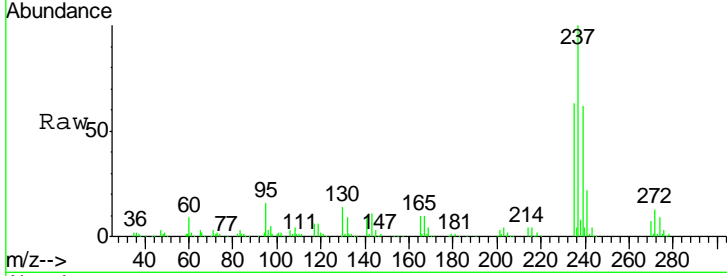




#40
 Hexachlorocyclopentadiene
 Concen: 43.62 ng
 RT: 13.04 min Scan# 1608
 Delta R.T. -0.08 min
 Lab File: BG029027.D
 Acq: 4 Oct 2017 5:51

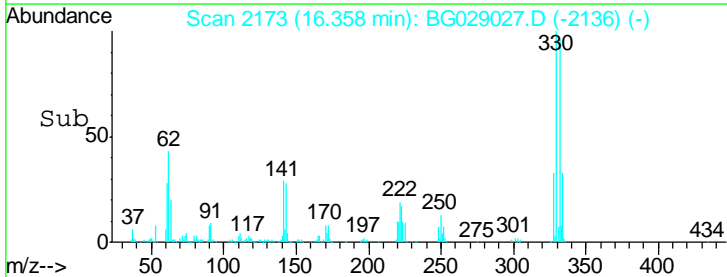
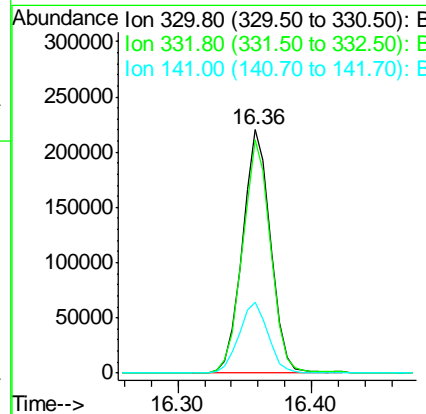
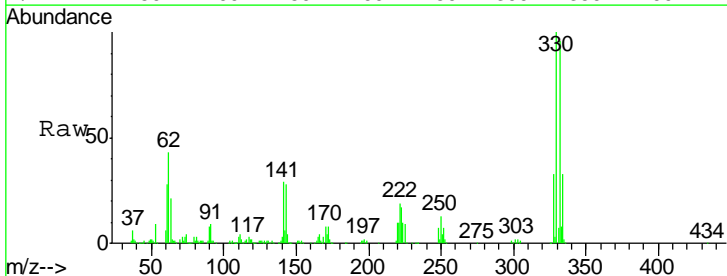
Instrument :
 BNA_G
 ClientSampleId :

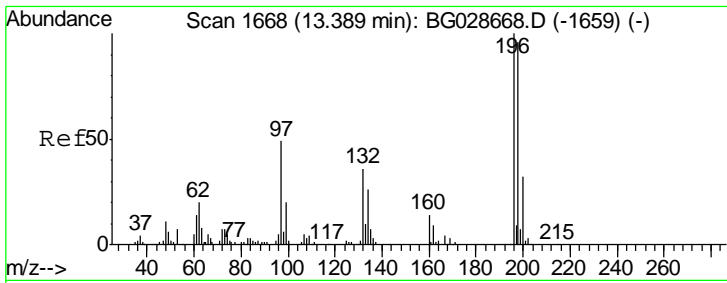
Tgt Ion	Resp	Lower	Upper
237	100		
235	63.2	39.4	79.4
272	13.0	0.0	32.0



#41
 2,4,6-Tribromophenol
 Concen: 75.82 ng
 RT: 16.36 min Scan# 2173
 Delta R.T. -0.08 min
 Lab File: BG029027.D
 Acq: 4 Oct 2017 5:51

Tgt Ion	Resp	Lower	Upper
330	100		
332	95.9	77.3	115.9
141	30.3	32.1	48.1#

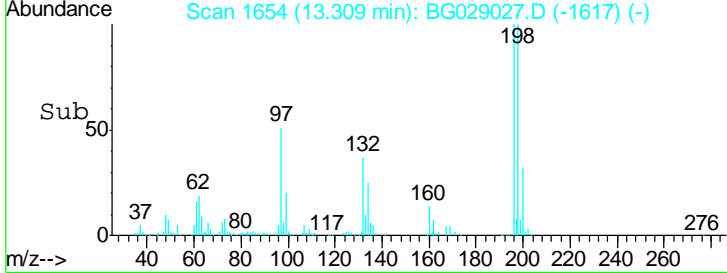
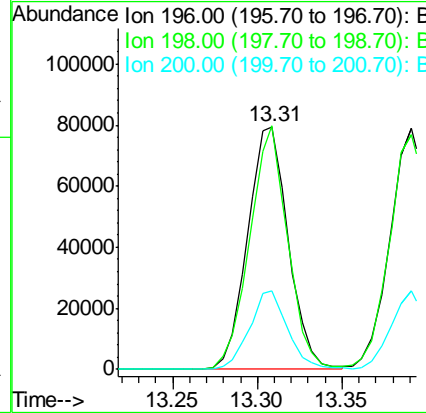
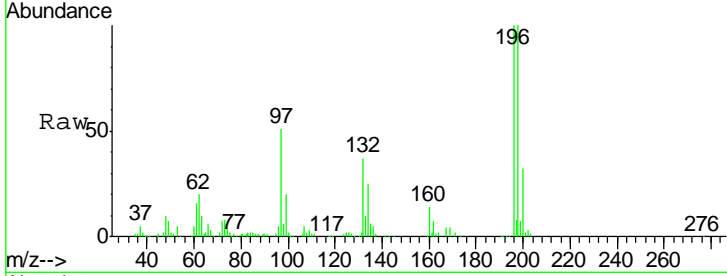




#42
 2,4,6-Trichlorophenol
 Concen: 19.93 ng
 RT: 13.31 min Scan# 1654
 Delta R.T. -0.08 min
 Lab File: BG029027.D
 Acq: 4 Oct 2017 5:51

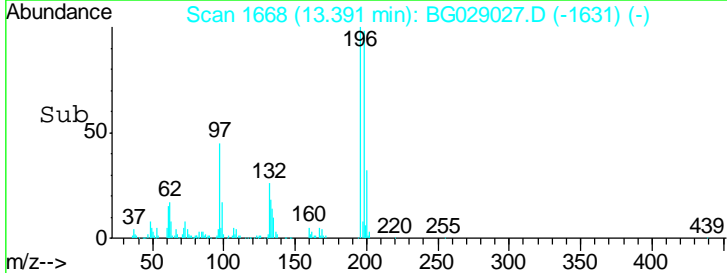
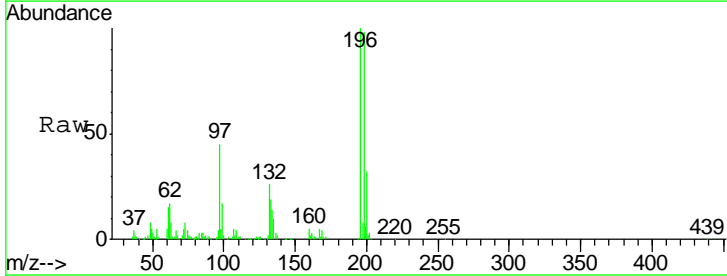
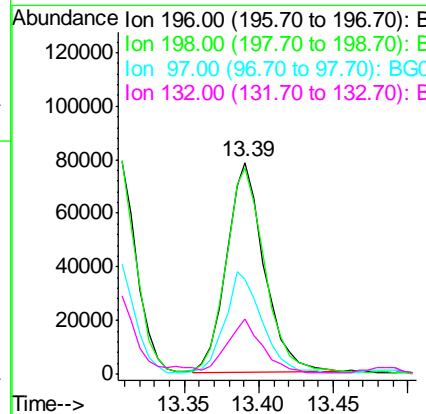
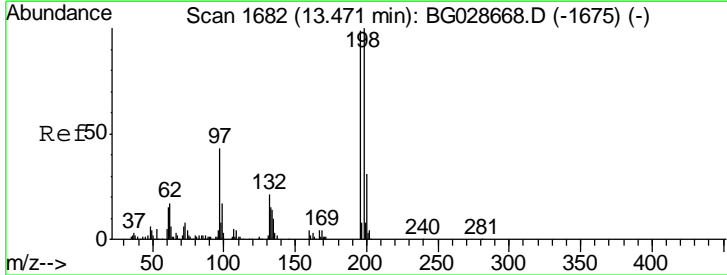
Instrument :
 BNA_G
 ClientSampled :

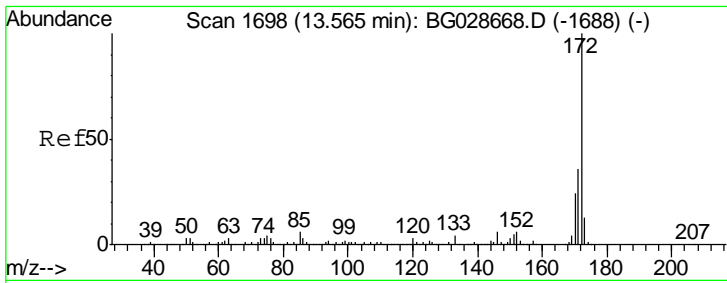
Tgt Ion	Resp	Lower	Upper
196	132807		
198	100.4	81.4	122.2
200	32.3	27.0	40.6



#43
 2,4,5-Trichlorophenol
 Concen: 20.76 ng
 RT: 13.39 min Scan# 1668
 Delta R.T. -0.08 min
 Lab File: BG029027.D
 Acq: 4 Oct 2017 5:51

Tgt Ion	Resp	Lower	Upper
196	138983		
198	97.5	79.9	119.9
97	44.6	45.4	68.0#
132	26.0	20.7	31.1

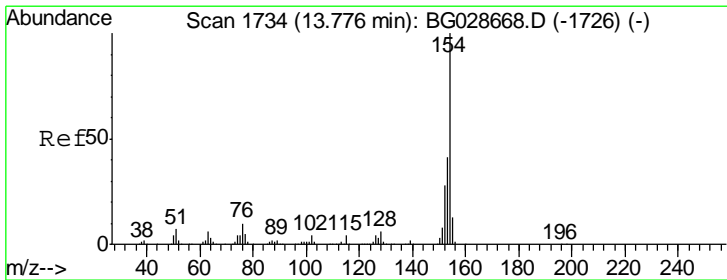

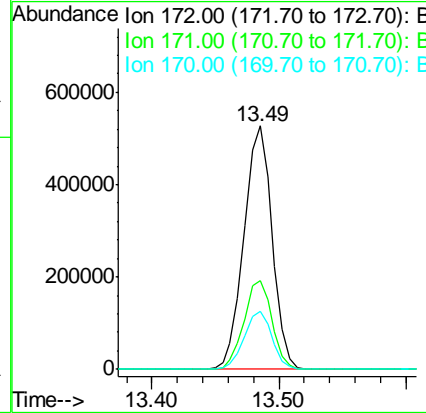





#44
 2-Fluorobiphenyl
 Concen: 42.24 ng
 RT: 13.49 min Scan# 1684
 Delta R.T. -0.08 min
 Lab File: BG029027.D
 Acq: 4 Oct 2017 5:51

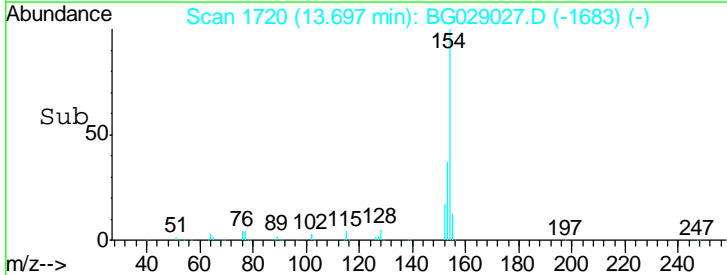
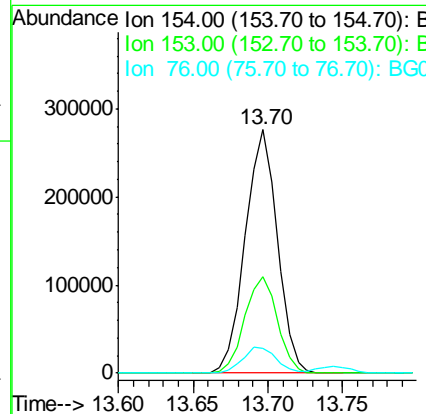
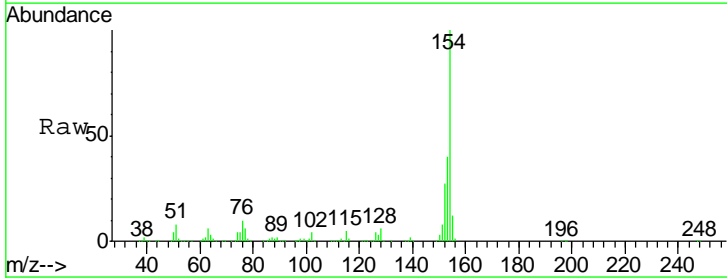
Instrument :
 BNA_G
 ClientSampled :

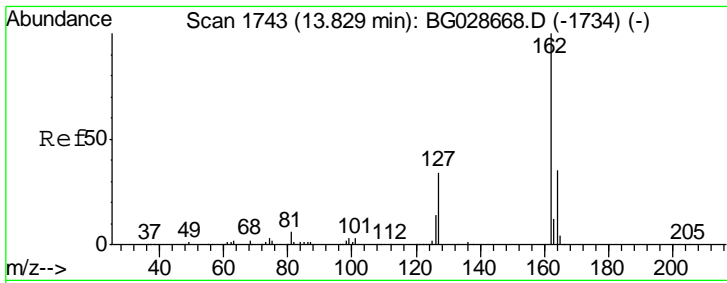
Tgt Ion	Resp	Lower	Upper
172	100		
171	36.2	32.2	48.2
170	23.6	21.8	32.6



#45
 1,1'-Biphenyl
 Concen: 19.40 ng
 RT: 13.70 min Scan# 1720
 Delta R.T. -0.08 min
 Lab File: BG029027.D
 Acq: 4 Oct 2017 5:51

Tgt Ion	Resp	Lower	Upper
154	100		
153	39.8	23.0	63.0
76	10.1	0.0	33.5

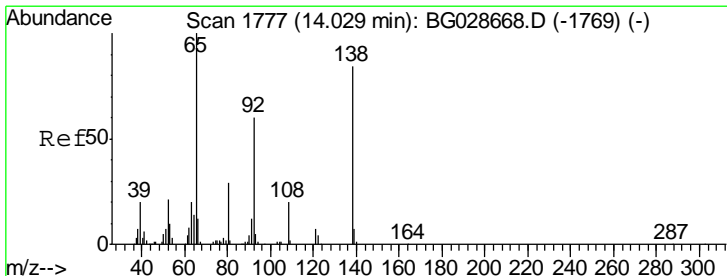
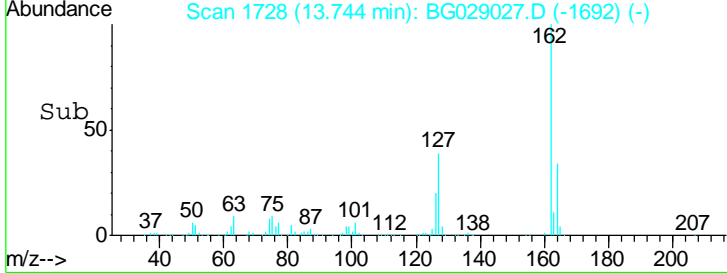
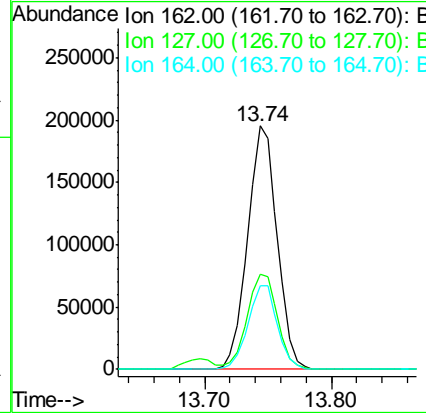
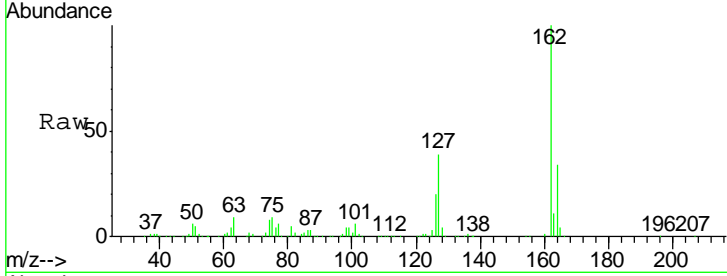




#46
 2-Chloronaphthalene
 Concen: 20.45 ng
 RT: 13.74 min Scan# 1728
 Delta R.T. -0.09 min
 Lab File: BG029027.D
 Acq: 4 Oct 2017 5:51

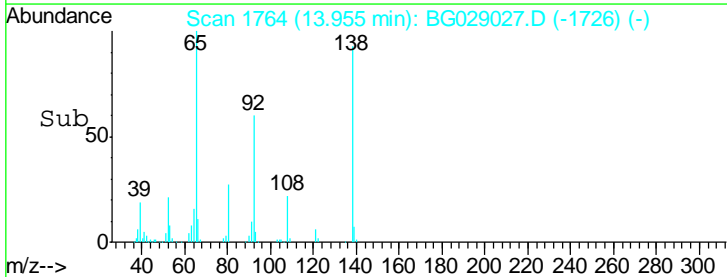
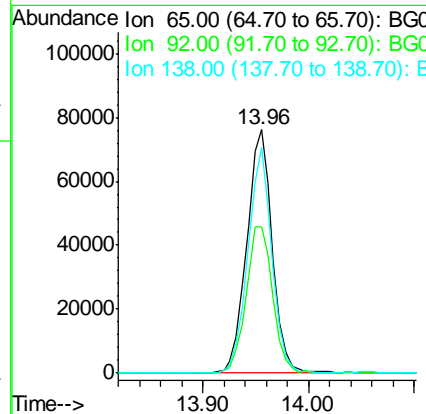
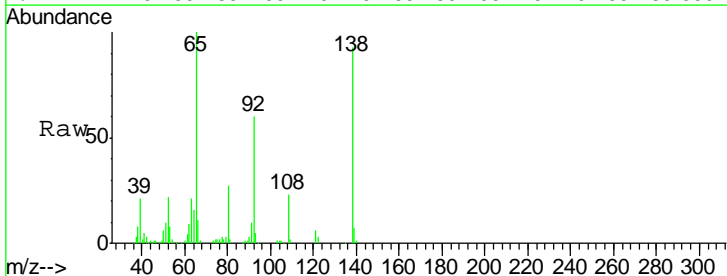
Instrument :
 BNA_G
 ClientSampled :

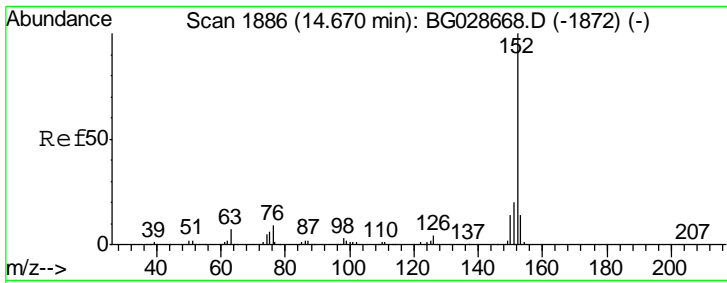
Tgt Ion	Resp	Lower	Upper
162	100		
127	39.1	32.2	48.4
164	34.2	27.3	40.9



#47
 2-Nitroaniline
 Concen: 22.05 ng
 RT: 13.96 min Scan# 1764
 Delta R.T. -0.07 min
 Lab File: BG029027.D
 Acq: 4 Oct 2017 5:51

Tgt Ion	Resp	Lower	Upper
65	100		
92	60.2	49.0	73.4
138	92.7	58.6	87.8#

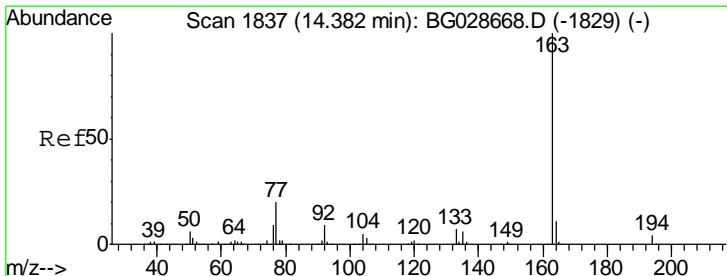
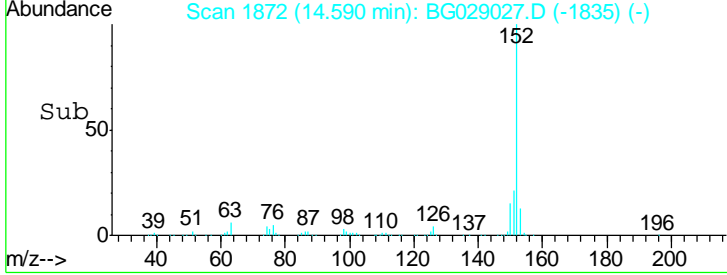
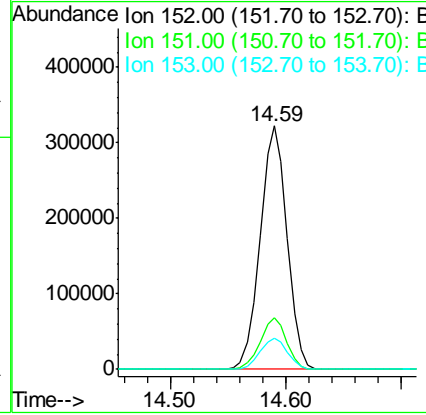





#48
 Acenaphthylene
 Concen: 21.16 ng
 RT: 14.59 min Scan# 1872
 Delta R.T. -0.08 min
 Lab File: BG029027.D
 Acq: 4 Oct 2017 5:51

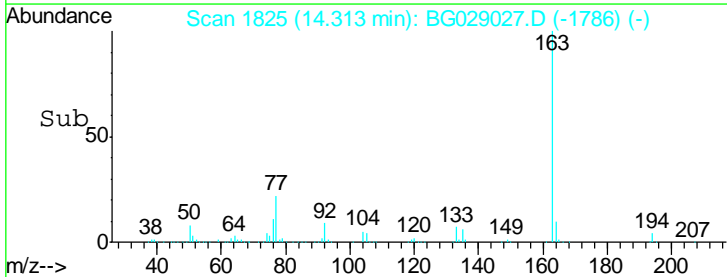
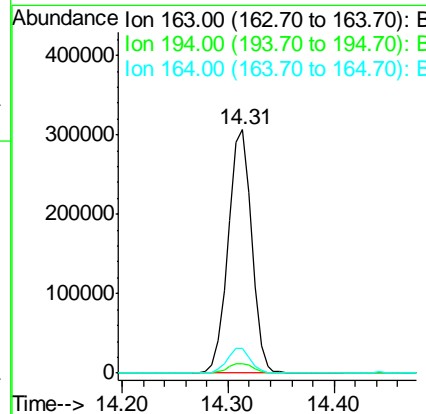
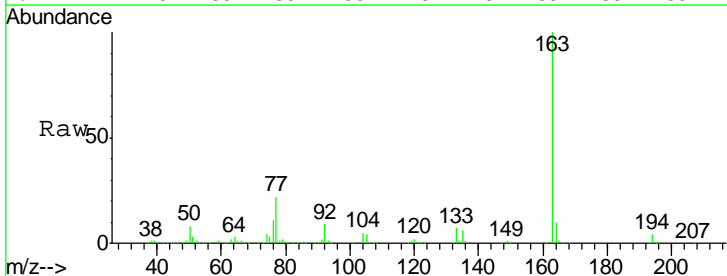
Instrument :
 BNA_G
 ClientSampled :

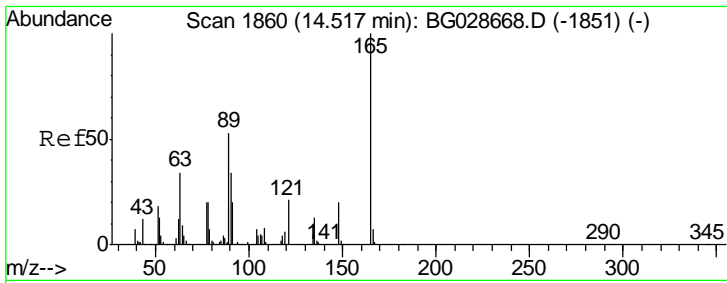
Tgt Ion	Resp	Lower	Upper
152	521299		
151	21.2	18.2	27.2
153	12.6	11.3	16.9



#49
 Dimethylphthalate
 Concen: 21.94 ng
 RT: 14.31 min Scan# 1825
 Delta R.T. -0.07 min
 Lab File: BG029027.D
 Acq: 4 Oct 2017 5:51

Tgt Ion	Resp	Lower	Upper
163	469748		
194	4.0	3.8	5.6
164	10.1	9.3	13.9

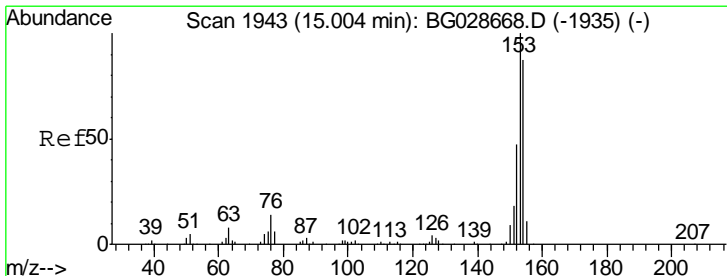
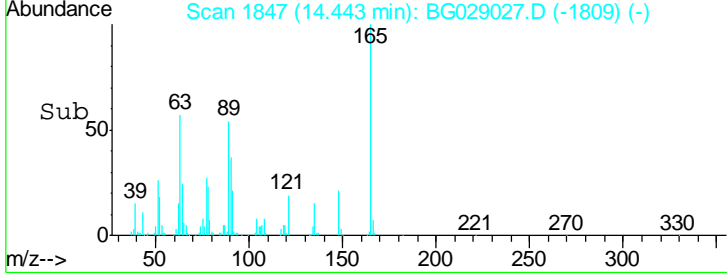
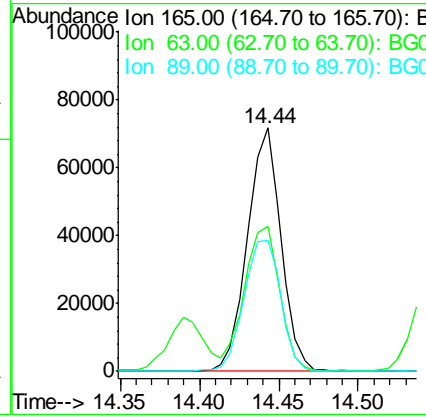
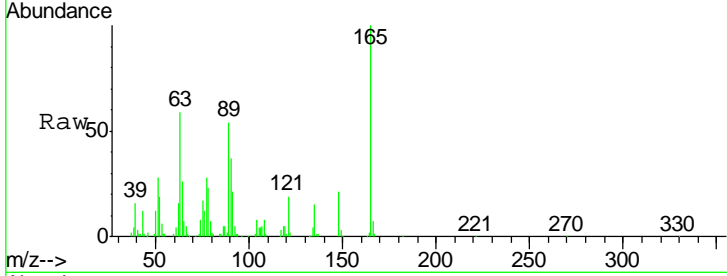




#50
 2,6-Dinitrotoluene
 Concen: 22.09 ng
 RT: 14.44 min Scan# 1847
 Delta R.T. -0.07 min
 Lab File: BG029027.D
 Acq: 4 Oct 2017 5:51

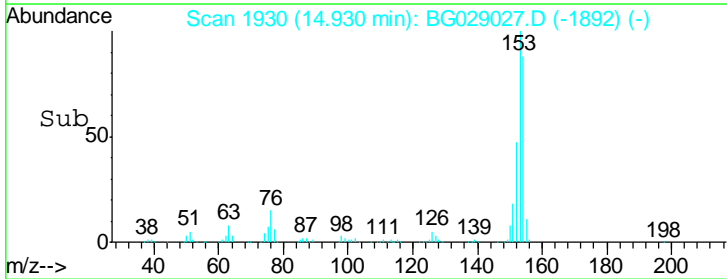
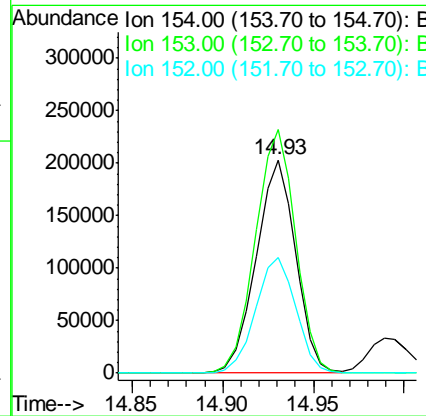
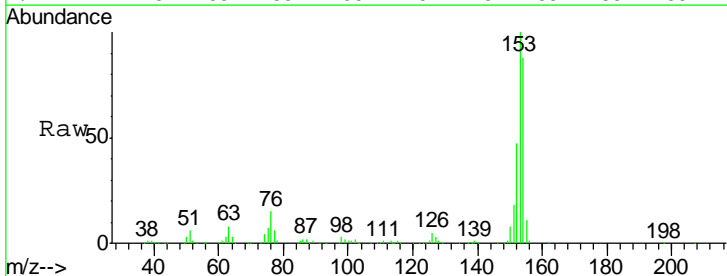
Instrument :
 BNA_G
 ClientSampled :

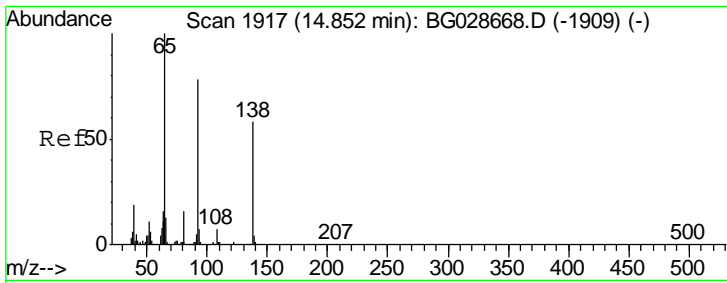
Tgt Ion	Resp	Lower	Upper
165	105247		
63	59.4	63.9	95.9#
89	53.9	58.6	88.0#



#51
 Acenaphthene
 Concen: 20.46 ng
 RT: 14.93 min Scan# 1930
 Delta R.T. -0.07 min
 Lab File: BG029027.D
 Acq: 4 Oct 2017 5:51

Tgt Ion	Resp	Lower	Upper
154	306153		
153	114.1	87.8	131.6
152	54.1	42.2	63.4

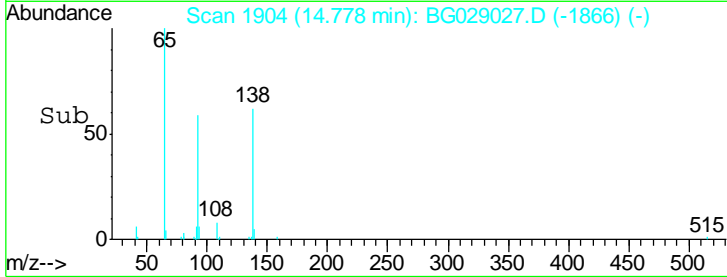
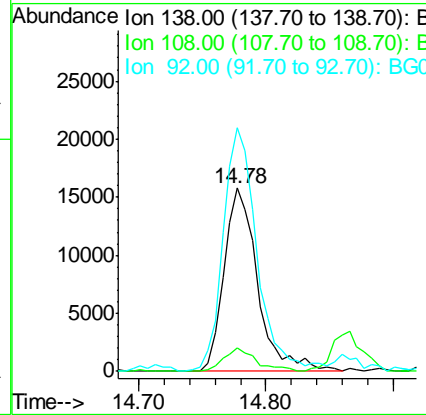
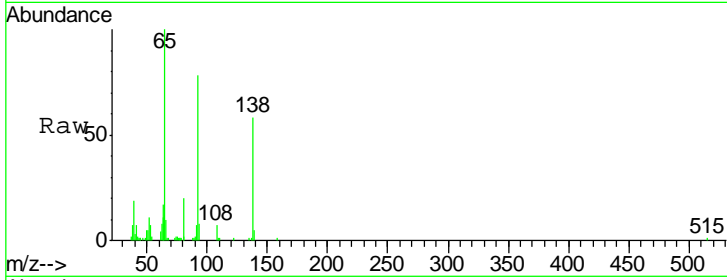




#52
 3-Nitroaniline
 Concen: 6.87 ng
 RT: 14.78 min Scan# 1904
 Delta R.T. -0.07 min
 Lab File: BG029027.D
 Acq: 4 Oct 2017 5:51

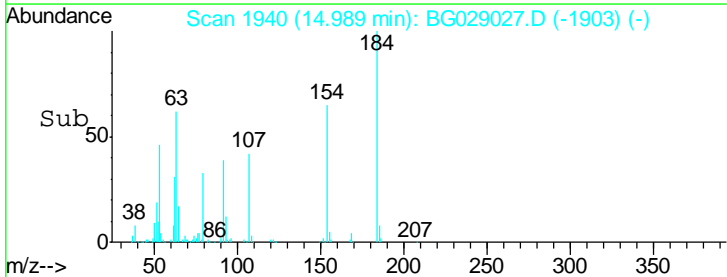
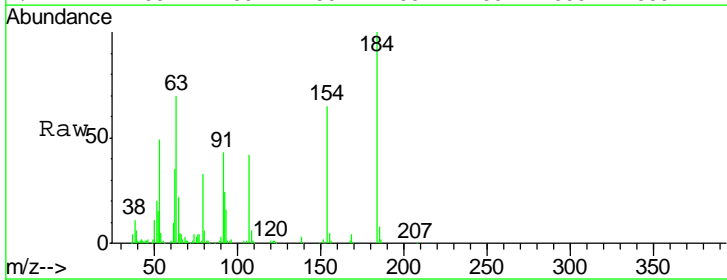
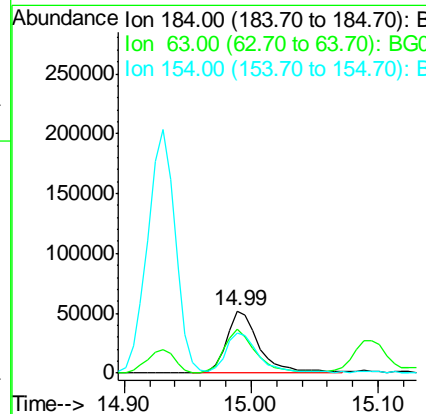
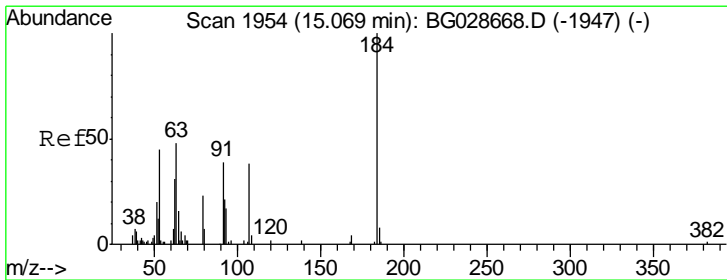
Instrument :
 BNA_G
 ClientSampled :

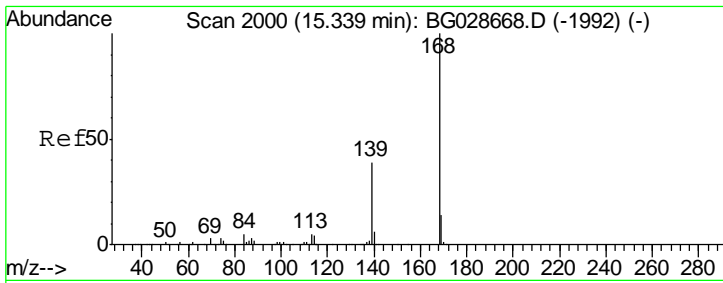
Tgt Ion	Resp	Lower	Upper
138	28963		
108	12.5	10.9	16.3
92	133.0	115.3	172.9



#53
 2,4-Dinitrophenol
 Concen: 41.10 ng
 RT: 14.99 min Scan# 1940
 Delta R.T. -0.08 min
 Lab File: BG029027.D
 Acq: 4 Oct 2017 5:51

Tgt Ion	Resp	Lower	Upper
184	92329		
63	70.1	52.7	79.1
154	64.7	57.3	85.9

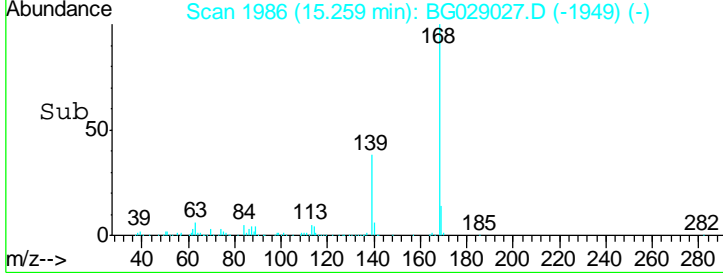
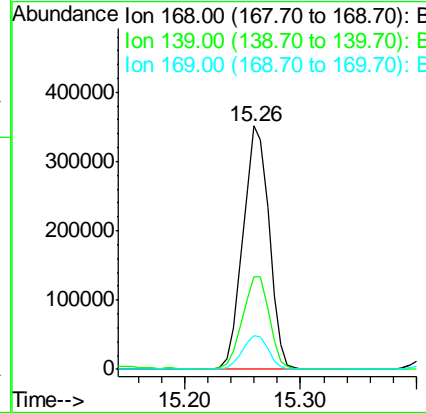
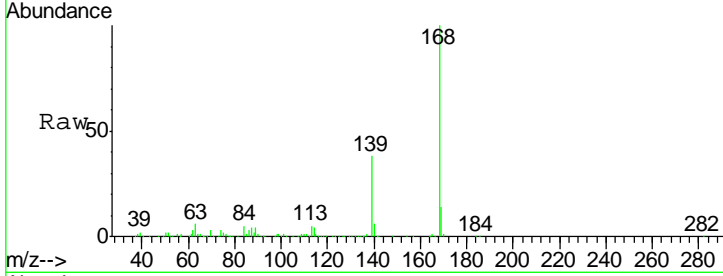




#54
 Dibenzofuran
 Concen: 22.98 ng
 RT: 15.26 min Scan# 1986
 Delta R.T. -0.08 min
 Lab File: BG029027.D
 Acq: 4 Oct 2017 5:51

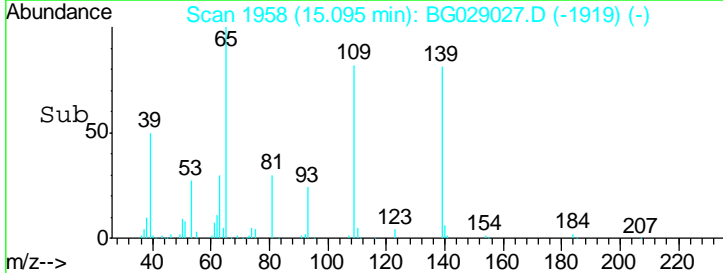
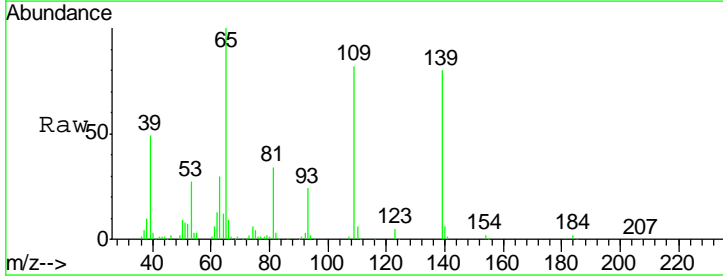
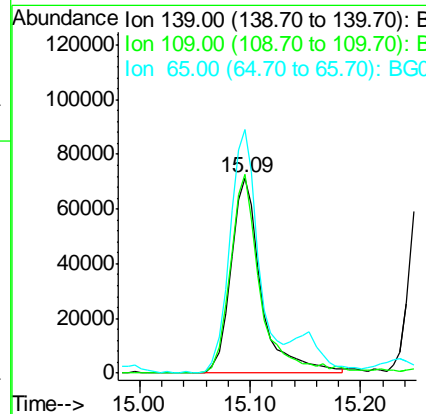
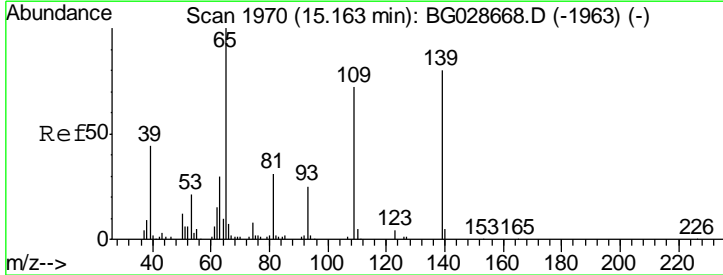
Instrument :
 BNA_G
 ClientSampled :

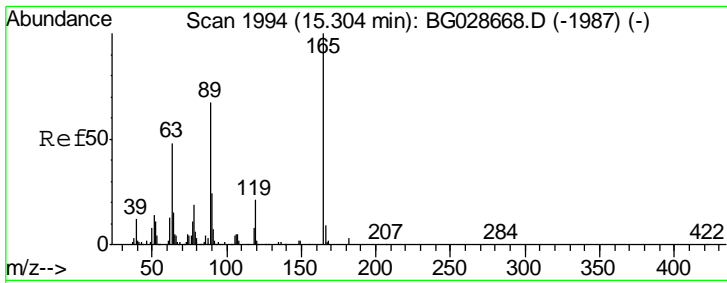
Tgt Ion	Resp	Lower	Upper
168	548434		
139	37.8	35.3	52.9
169	13.6	11.5	17.3



#55
 4-Nitrophenol
 Concen: 44.40 ng
 RT: 15.09 min Scan# 1958
 Delta R.T. -0.07 min
 Lab File: BG029027.D
 Acq: 4 Oct 2017 5:51

Tgt Ion	Resp	Lower	Upper
139	137074		
109	101.8	101.2	141.2
65	124.9	135.3	175.3#

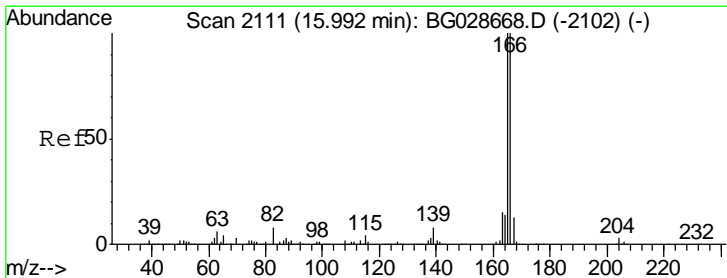
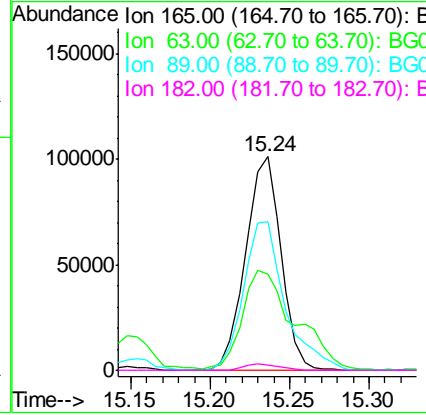
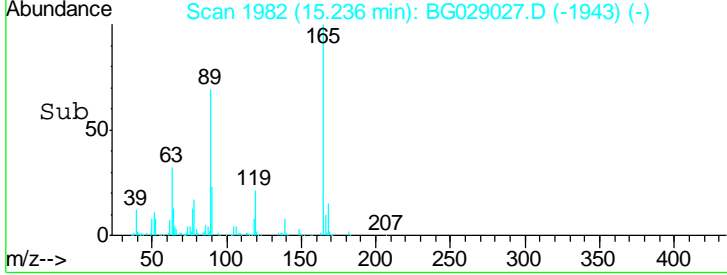
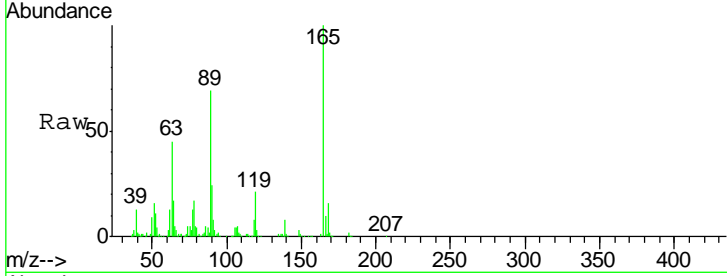




#56
 2,4-Dinitrotoluene
 Concen: 23.46 ng
 RT: 15.24 min Scan# 1982
 Delta R.T. -0.07 min
 Lab File: BG029027.D
 Acq: 4 Oct 2017 5:51

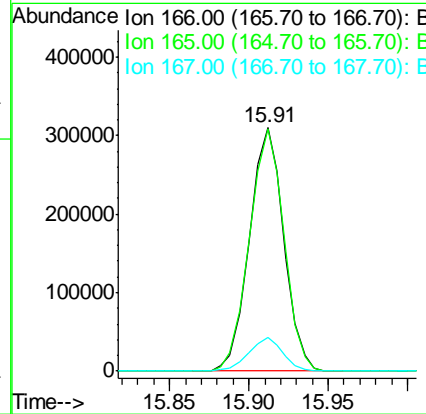
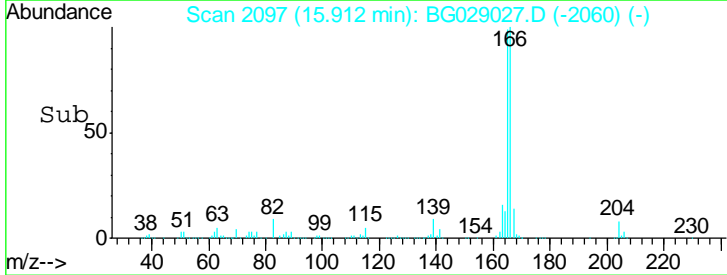
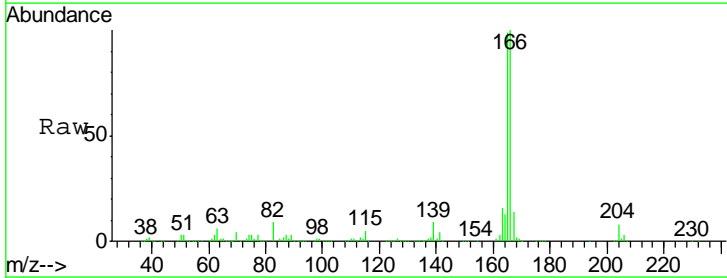
Instrument :
 BNA_G
 ClientSampled :

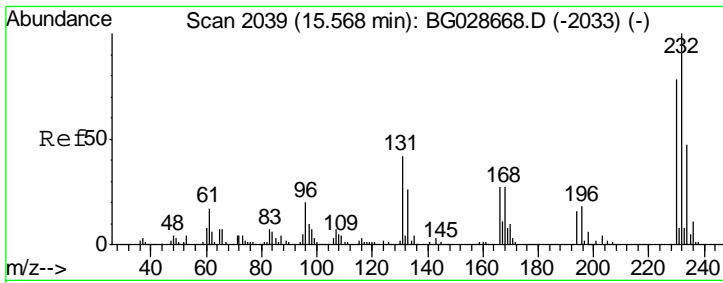
Tgt Ion	Resp	Lower	Upper
165	157144		
63	45.1	44.0	66.0
89	69.4	67.3	100.9
182	2.4	3.8	5.6#



#57
 Fluorene
 Concen: 21.87 ng
 RT: 15.91 min Scan# 2097
 Delta R.T. -0.08 min
 Lab File: BG029027.D
 Acq: 4 Oct 2017 5:51

Tgt Ion	Resp	Lower	Upper
166	465909		
165	99.3	78.6	117.8
167	13.8	11.6	17.4

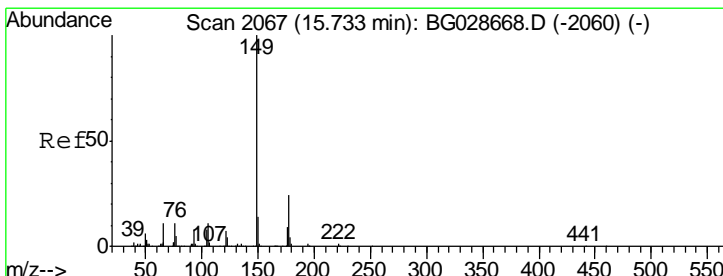
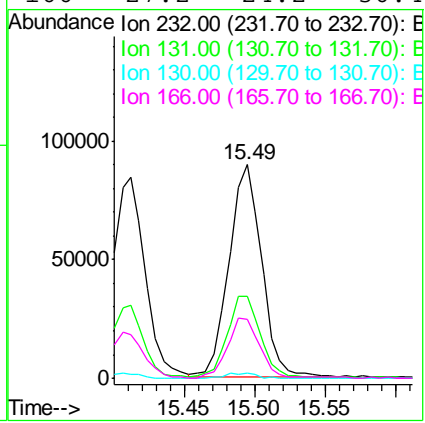
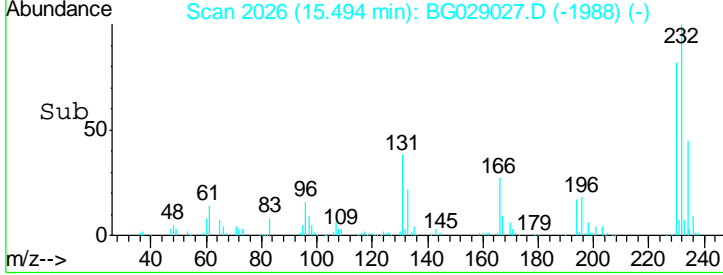
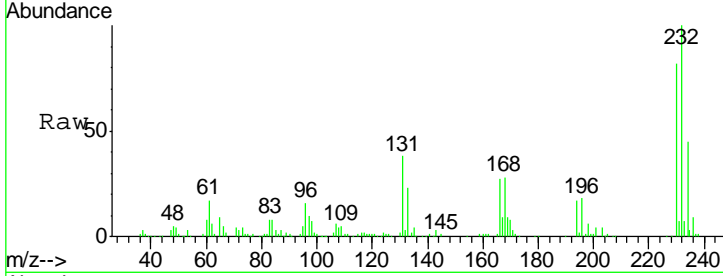




#58
 2,3,4,6-Tetrachlorophenol
 Concen: 24.44 ng
 RT: 15.49 min Scan# 2026
 Delta R.T. -0.07 min
 Lab File: BG029027.D
 Acq: 4 Oct 2017 5:51

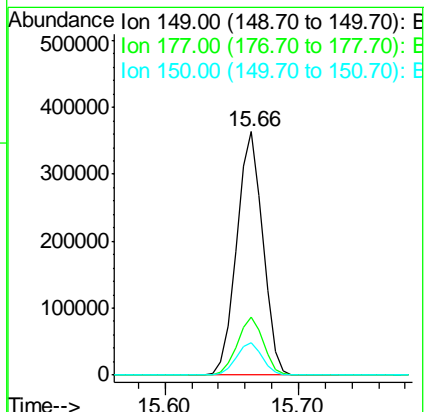
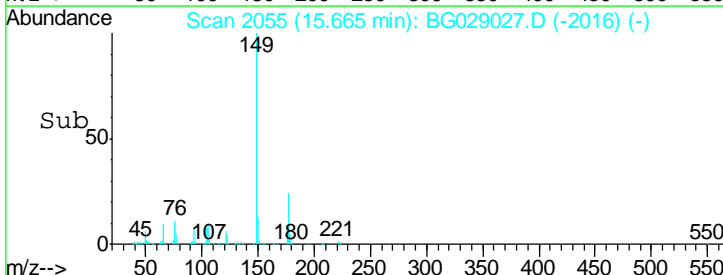
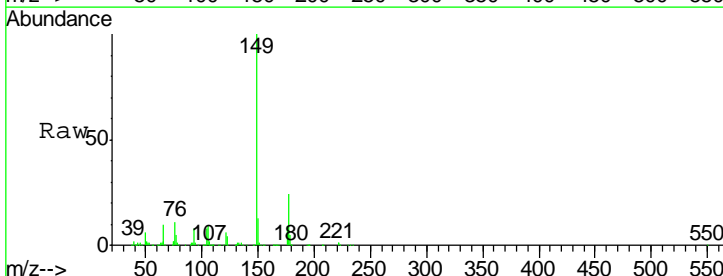
Instrument :
 BNA_G
 ClientSampled :

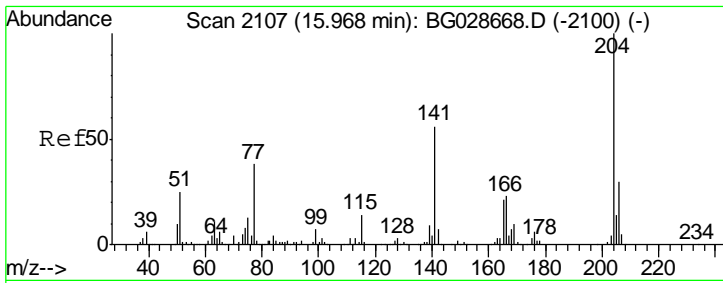
Tgt Ion	Resp	Lower	Upper
232	144209		
131	40.2	34.9	52.3
130	2.3	2.3	3.5#
166	27.2	24.2	36.4



#59
 Diethylphthalate
 Concen: 22.37 ng
 RT: 15.66 min Scan# 2055
 Delta R.T. -0.07 min
 Lab File: BG029027.D
 Acq: 4 Oct 2017 5:51

Tgt Ion	Resp	Lower	Upper
149	492266		
177	23.9	20.1	30.1
150	13.4	10.2	15.2

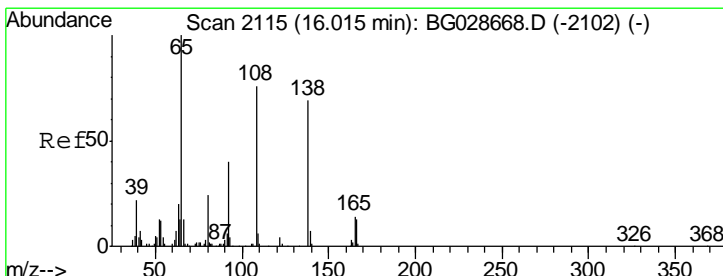
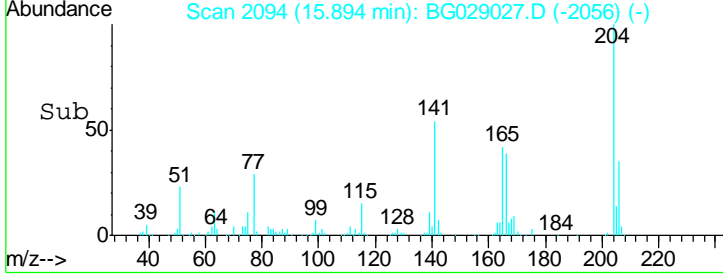
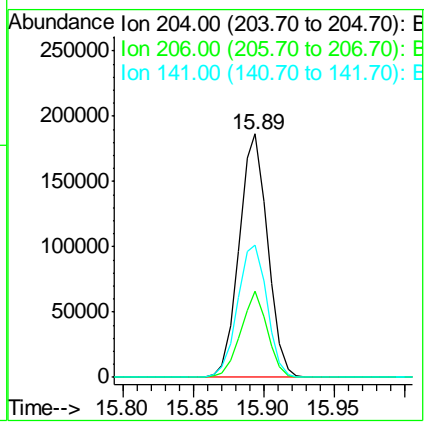
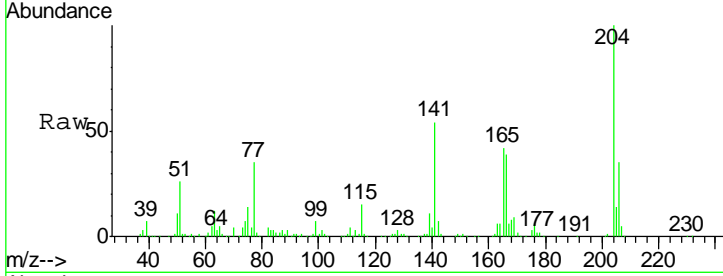




#60
 4-Chlorophenyl-phenylether
 Concen: 21.54 ng
 RT: 15.89 min Scan# 2094
 Delta R.T. -0.07 min
 Lab File: BG029027.D
 Acq: 4 Oct 2017 5:51

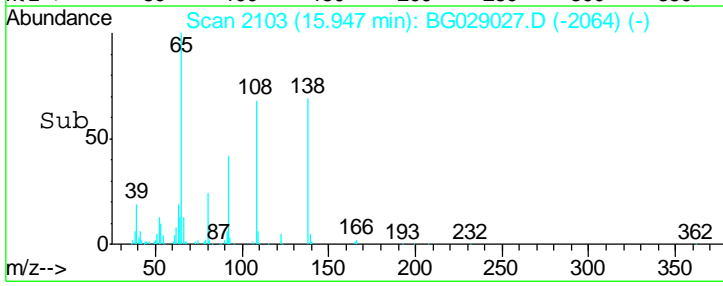
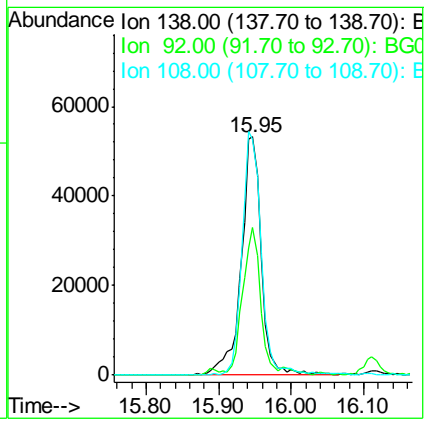
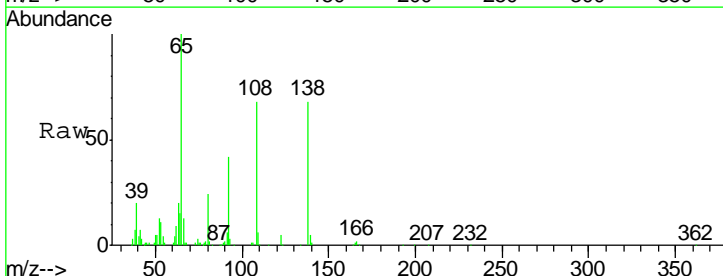
Instrument :
 BNA_G
 ClientSampled :

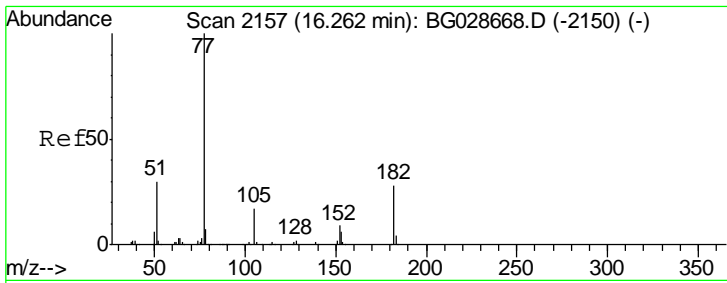
Tgt Ion	Resp	Lower	Upper
204	261323		
206	35.3	30.1	45.1
141	54.1	50.6	76.0



#61
 4-Nitroaniline
 Concen: 22.98 ng
 RT: 15.95 min Scan# 2103
 Delta R.T. -0.07 min
 Lab File: BG029027.D
 Acq: 4 Oct 2017 5:51

Tgt Ion	Resp	Lower	Upper
138	102582		
92	61.9	44.2	84.2
108	99.3	104.8	144.8#

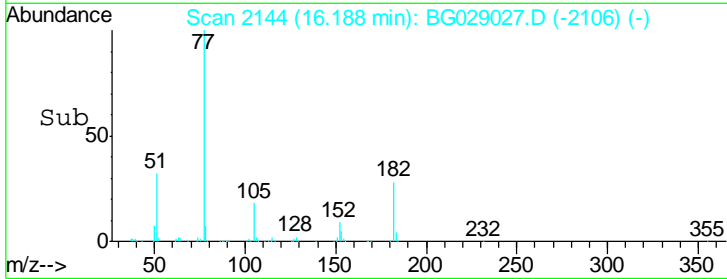
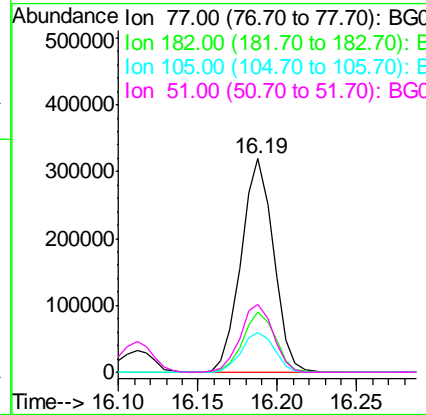
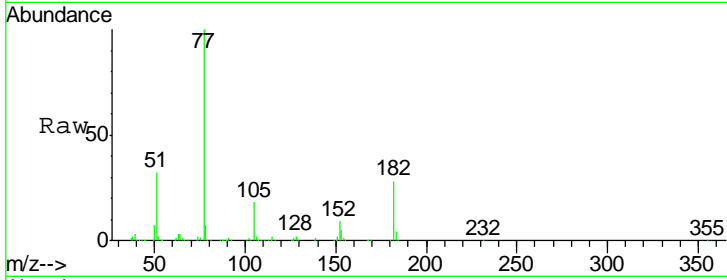




#62
 Azobenzene
 Concen: 24.40 ng
 RT: 16.19 min Scan# 2144
 Delta R.T. -0.07 min
 Lab File: BG029027.D
 Acq: 4 Oct 2017 5:51

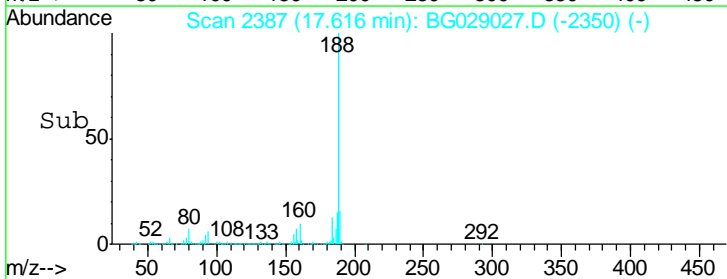
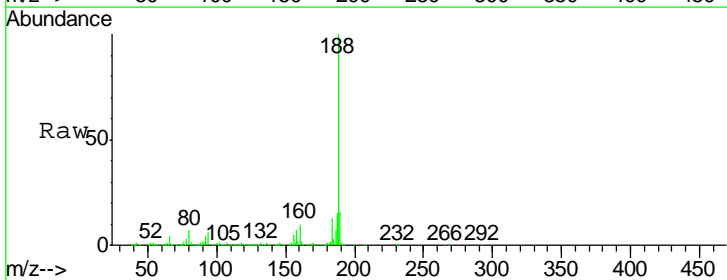
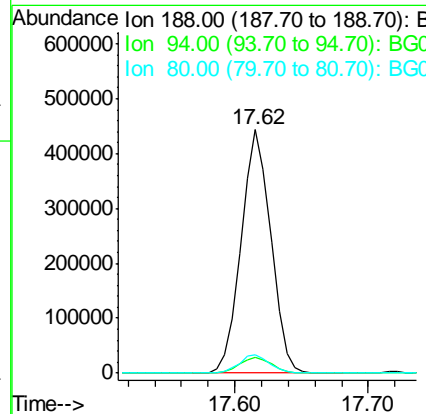
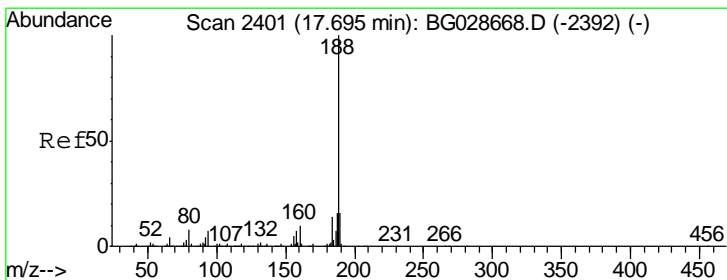
Instrument :
 BNA_G
 ClientSampled :

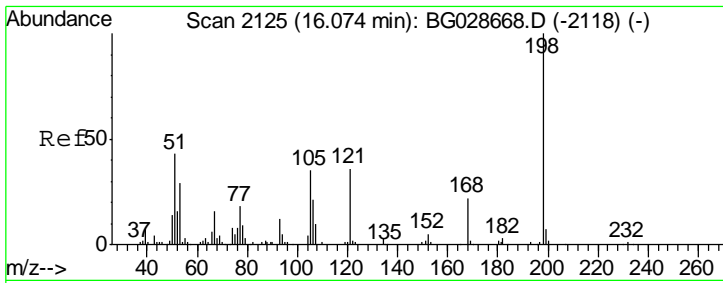
Tgt Ion	Resp	Lower	Upper
77	100		
182	28.1	4.7	44.7
105	18.5	0.0	36.3
51	31.7	16.4	56.4



#63
 Phenanthrene-d10
 Concen: 20.00 ng
 RT: 17.62 min Scan# 2387
 Delta R.T. -0.08 min
 Lab File: BG029027.D
 Acq: 4 Oct 2017 5:51

Tgt Ion	Resp	Lower	Upper
188	100		
94	6.3	5.8	8.8
80	7.3	7.5	11.3#

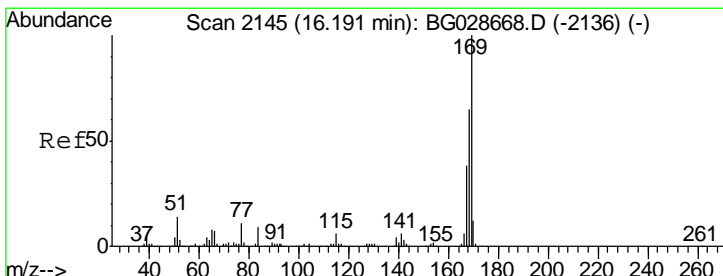
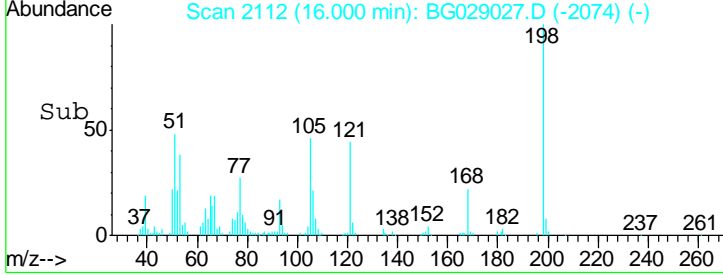
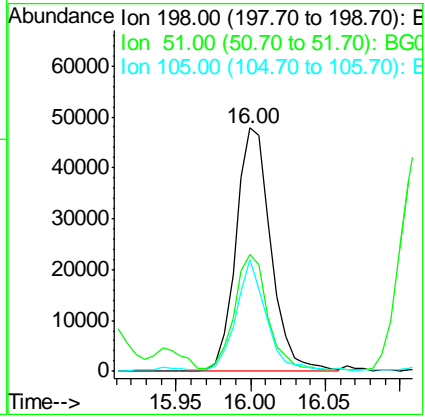
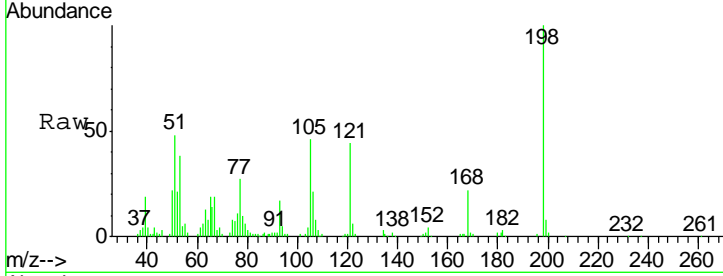




#64
 4,6-Dinitro-2-methylphenol
 Concen: 17.65 ng
 RT: 16.00 min Scan# 2112
 Delta R.T. -0.07 min
 Lab File: BG029027.D
 Acq: 4 Oct 2017 5:51

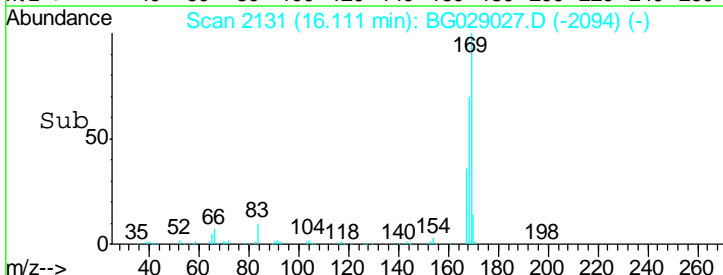
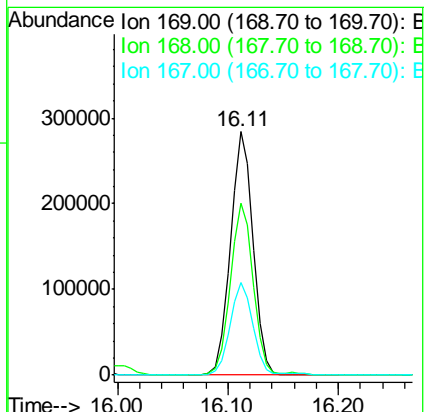
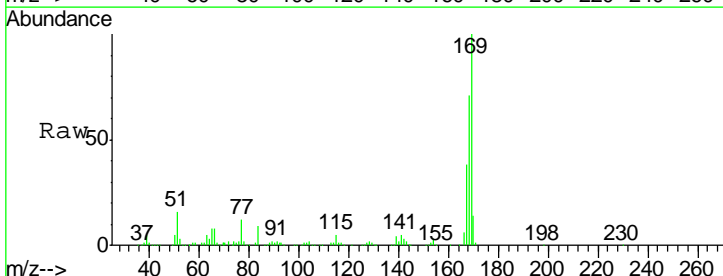
Instrument :
 BNA_G
 ClientSampled :

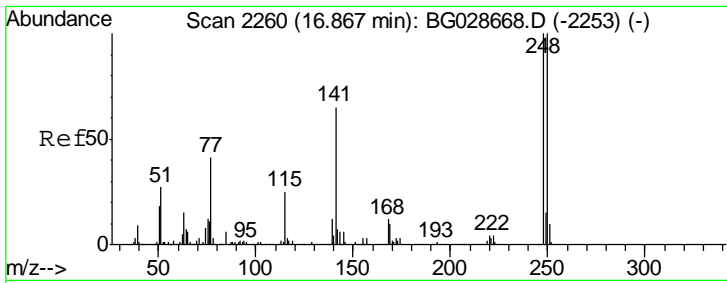
Tgt Ion	Resp	Lower	Upper
198	100		
51	47.8	22.6	62.6
105	45.9	14.4	54.4



#65
 n-Nitrosodiphenylamine
 Concen: 20.88 ng
 RT: 16.11 min Scan# 2131
 Delta R.T. -0.08 min
 Lab File: BG029027.D
 Acq: 4 Oct 2017 5:51

Tgt Ion	Resp	Lower	Upper
169	100		
168	70.6	55.7	83.5
167	38.2	29.8	44.6

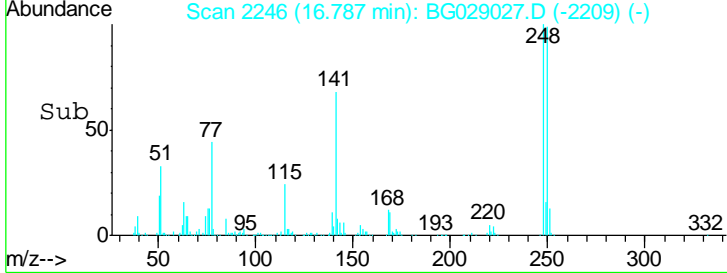
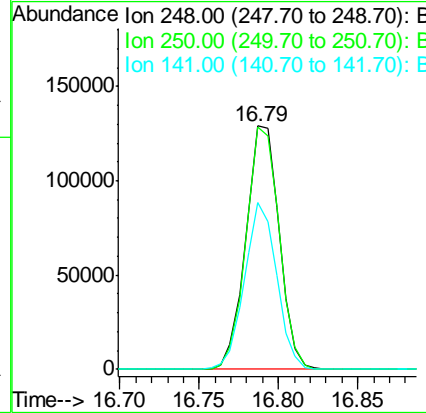
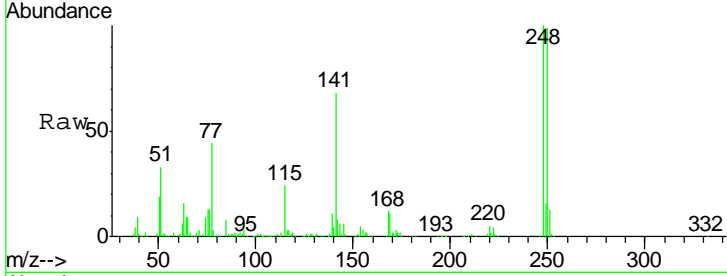




#66
 4-Bromophenyl-phenylether
 Concen: 21.53 ng
 RT: 16.79 min Scan# 2246
 Delta R.T. -0.08 min
 Lab File: BG029027.D
 Acq: 4 Oct 2017 5:51

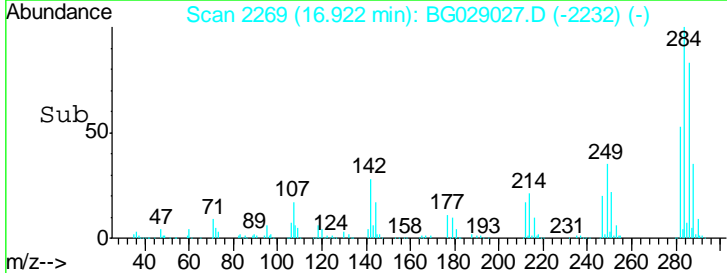
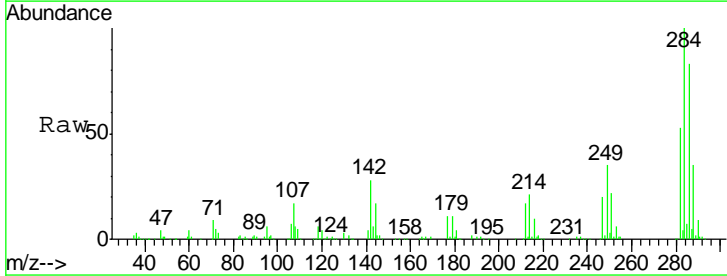
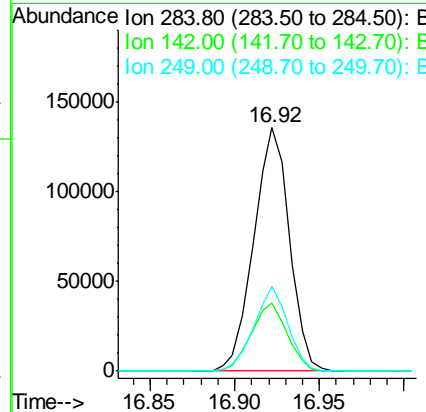
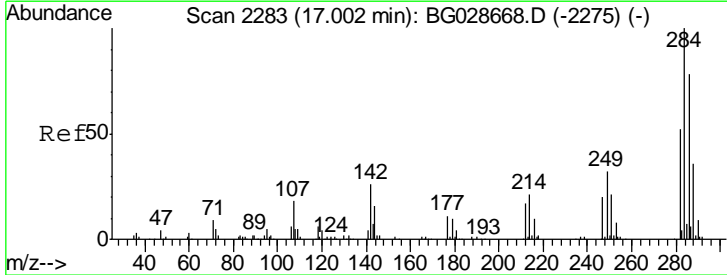
Instrument :
 BNA_G
 ClientSampled :

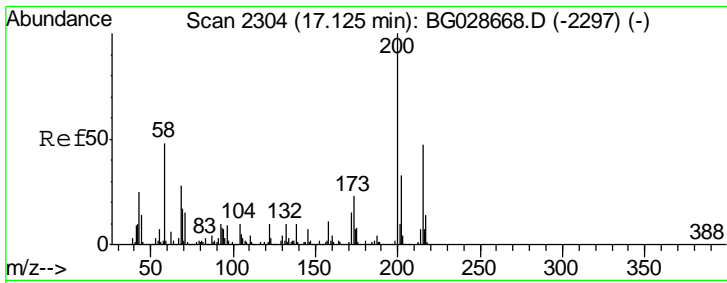
Tgt Ion	Resp	Lower	Upper
248	188561		
248	100		
250	99.3	75.0	112.6
141	68.3	55.2	82.8



#67
 Hexachlorobenzene
 Concen: 19.92 ng
 RT: 16.92 min Scan# 2269
 Delta R.T. -0.08 min
 Lab File: BG029027.D
 Acq: 4 Oct 2017 5:51

Tgt Ion	Resp	Lower	Upper
284	198584		
284	100		
142	28.3	29.9	44.9#
249	35.0	29.2	43.8

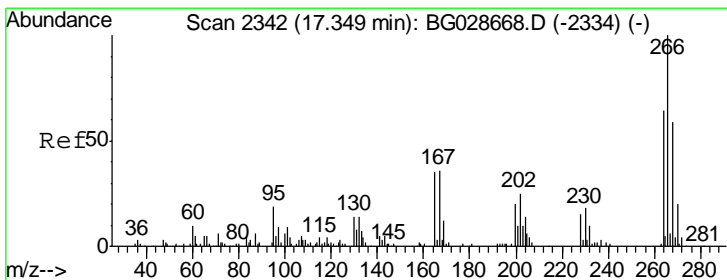
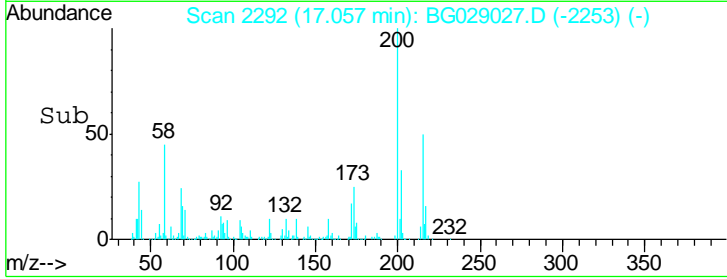
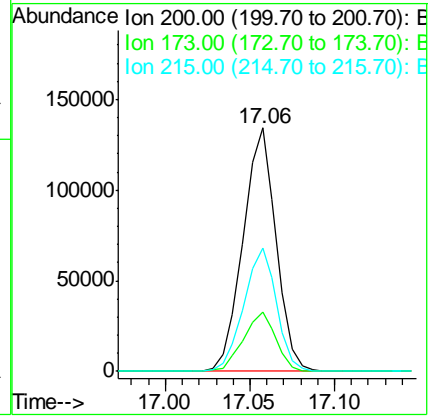
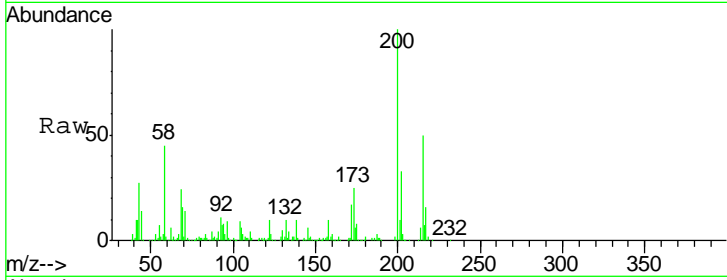




#68
 Atrazine
 Concen: 21.80 ng
 RT: 17.06 min Scan# 2292
 Delta R.T. -0.07 min
 Lab File: BG029027.D
 Acq: 4 Oct 2017 5:51

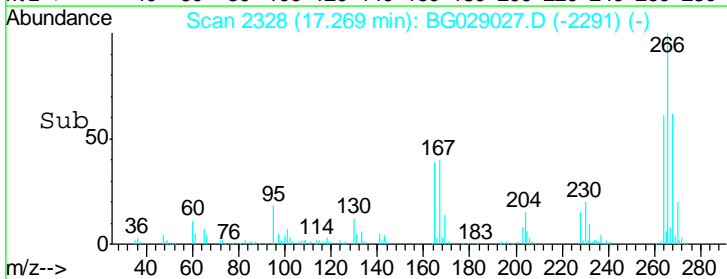
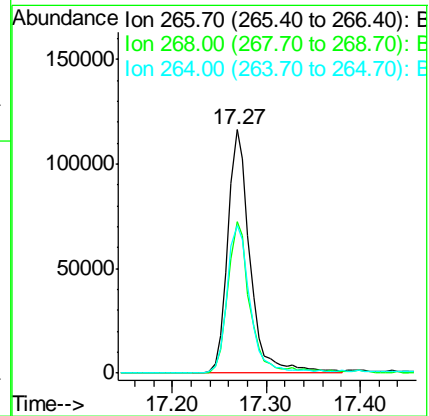
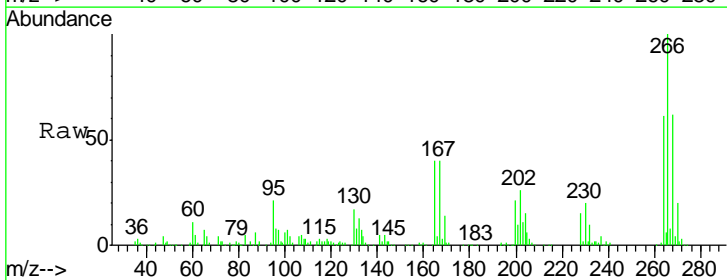
Instrument :
 BNA_G
 ClientSampled :

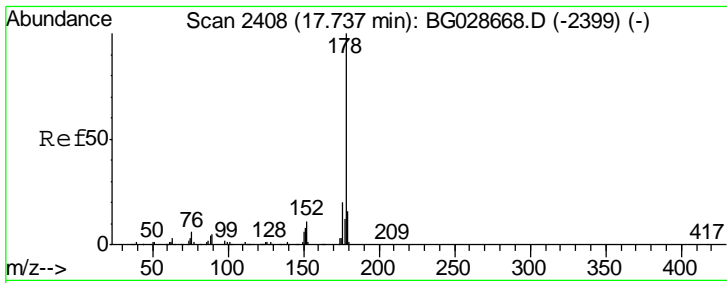
Tgt Ion	Resp	Lower	Upper
200	182606		
173	24.6	3.0	43.0
215	50.4	28.4	68.4



#69
 Pentachlorophenol
 Concen: 42.87 ng
 RT: 17.27 min Scan# 2328
 Delta R.T. -0.08 min
 Lab File: BG029027.D
 Acq: 4 Oct 2017 5:51

Tgt Ion	Resp	Lower	Upper
266	193047		
268	62.4	48.6	72.8
264	60.7	50.1	75.1

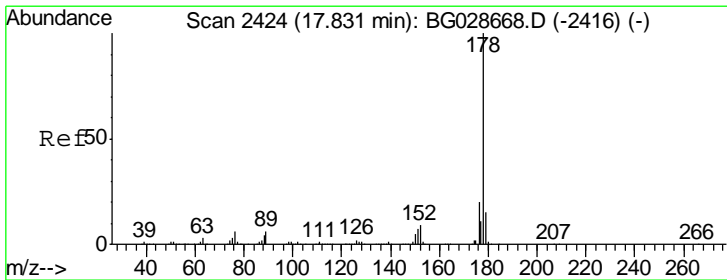
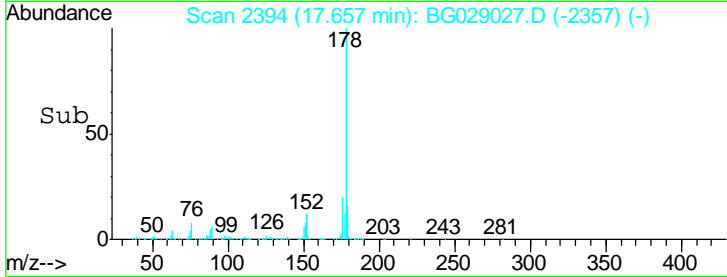
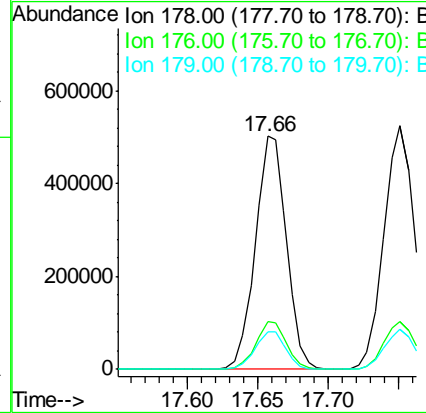
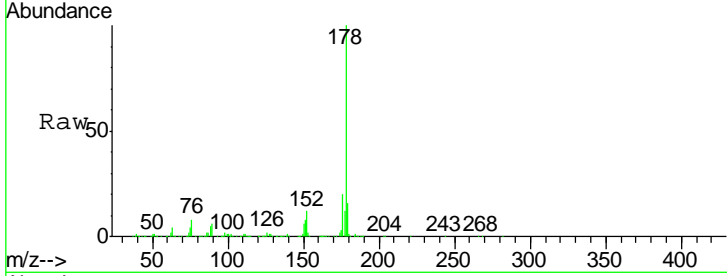




#70
 Phenanthrene
 Concen: 22.32 ng
 RT: 17.66 min Scan# 2394
 Delta R.T. -0.08 min
 Lab File: BG029027.D
 Acq: 4 Oct 2017 5:51

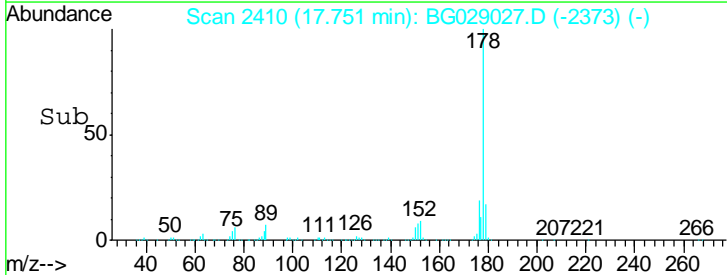
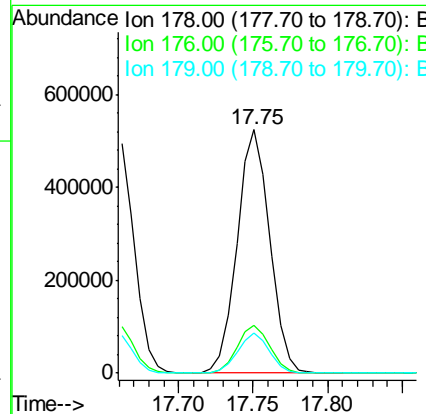
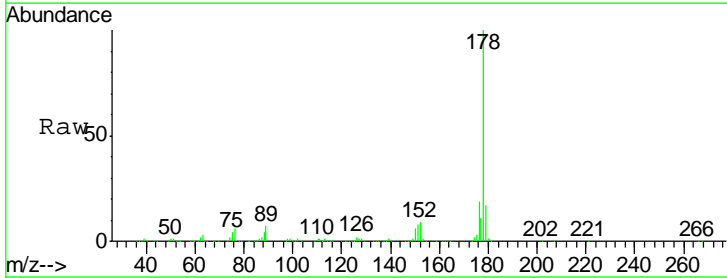
Instrument :
 BNA_G
 ClientSampled :

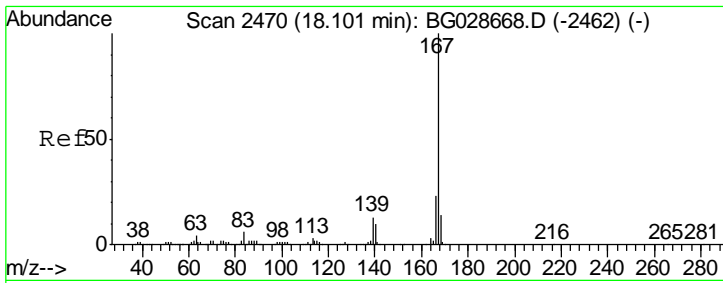
Tgt Ion	Resp	Lower	Upper
178	776680		
176	20.4	17.7	26.5
179	16.1	15.0	22.6



#71
 Anthracene
 Concen: 22.57 ng
 RT: 17.75 min Scan# 2410
 Delta R.T. -0.08 min
 Lab File: BG029027.D
 Acq: 4 Oct 2017 5:51

Tgt Ion	Resp	Lower	Upper
178	793573		
176	19.5	16.4	24.6
179	16.6	13.8	20.8

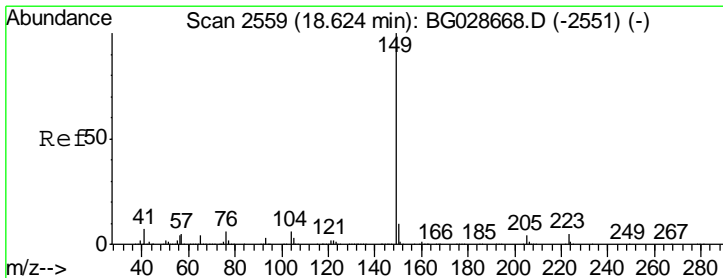
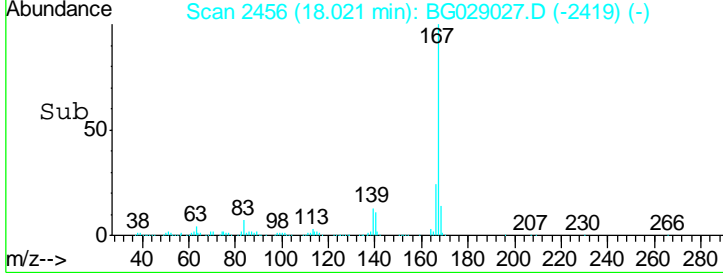
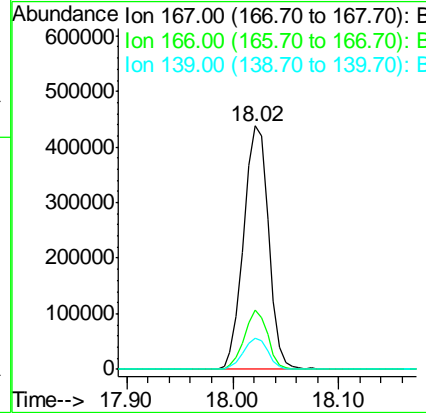
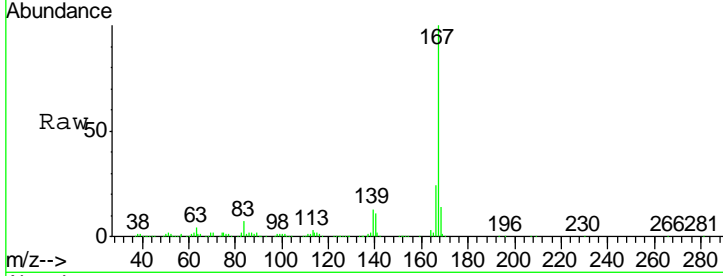




#72
 Carbazole
 Concen: 22.66 ng
 RT: 18.02 min Scan# 2456
 Delta R.T. -0.08 min
 Lab File: BG029027.D
 Acq: 4 Oct 2017 5:51

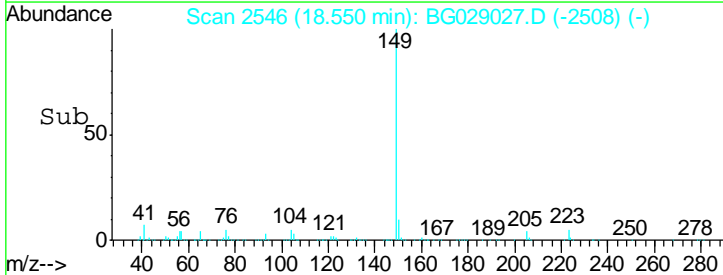
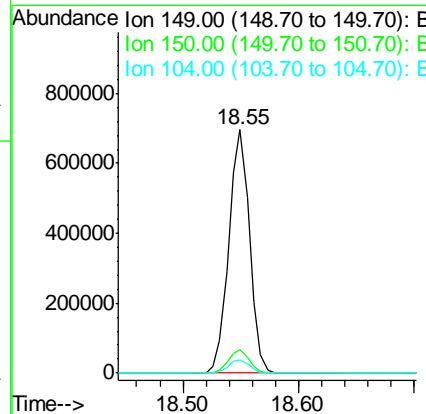
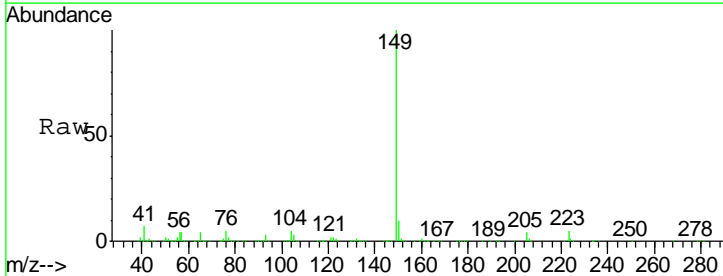
Instrument :
 BNA_G
 ClientSampled :

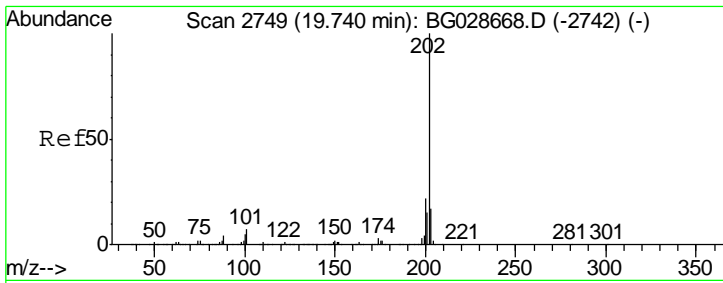
Tgt Ion	Resp	Lower	Upper
167	100		
166	24.3	20.2	30.2
139	12.8	12.8	19.2



#73
 Di-n-butylphthalate
 Concen: 22.22 ng
 RT: 18.55 min Scan# 2546
 Delta R.T. -0.07 min
 Lab File: BG029027.D
 Acq: 4 Oct 2017 5:51

Tgt Ion	Resp	Lower	Upper
149	100		
150	9.6	9.1	13.7
104	5.4	6.7	10.1#

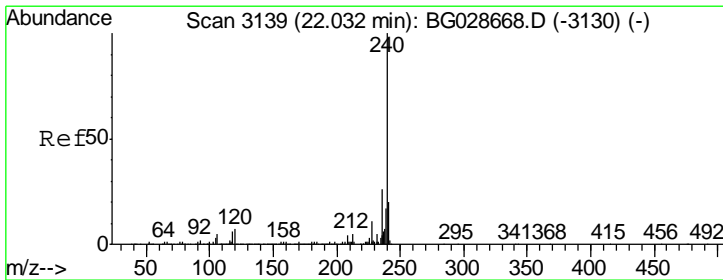
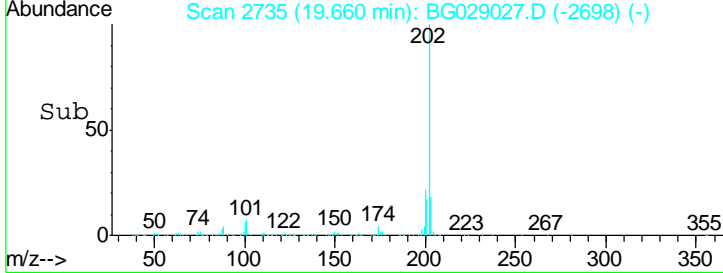
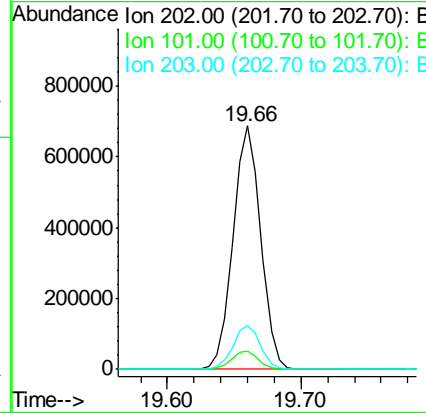
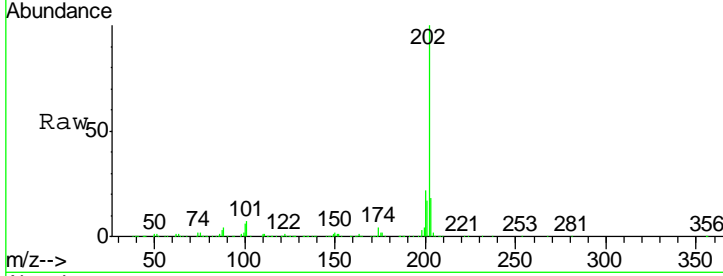




#74
 Fluoranthene
 Concen: 23.36 ng
 RT: 19.66 min Scan# 2735
 Delta R.T. -0.08 min
 Lab File: BG029027.D
 Acq: 4 Oct 2017 5:51

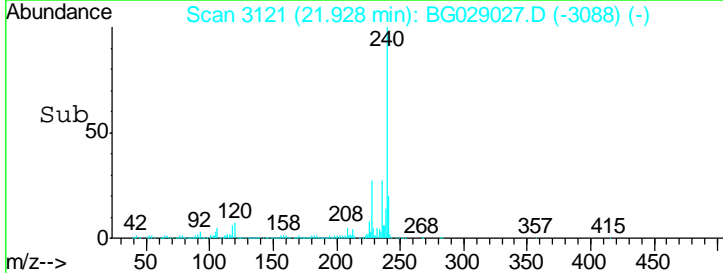
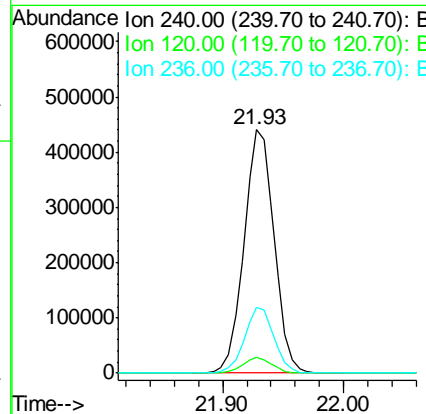
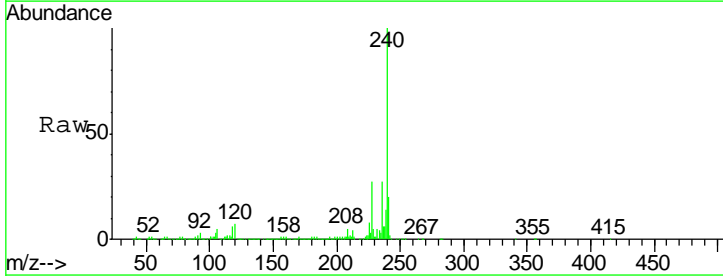
Instrument :
 BNA_G
 ClientSampled :

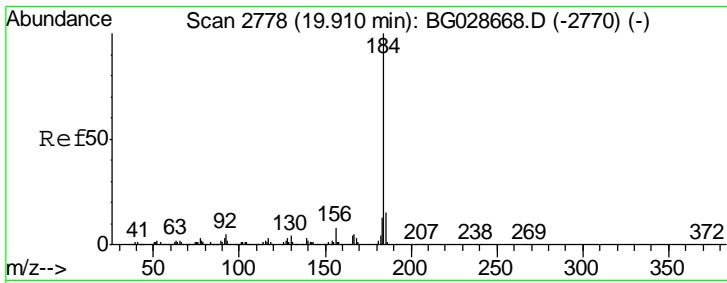
Tgt Ion	Resp	Lower	Upper
202	992765		
101	7.5	0.0	30.1
203	18.3	1.3	41.3



#75
 Chrysene-d12
 Concen: 20.00 ng
 RT: 21.93 min Scan# 3121
 Delta R.T. -0.10 min
 Lab File: BG029027.D
 Acq: 4 Oct 2017 5:51

Tgt Ion	Resp	Lower	Upper
240	763800		
120	6.5	5.7	8.5
236	26.8	22.2	33.4

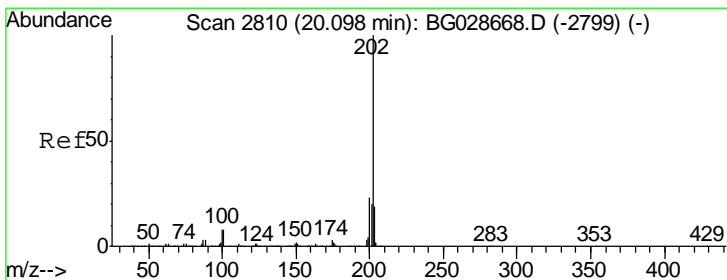
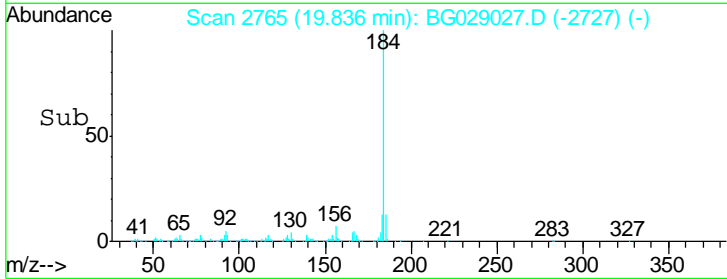
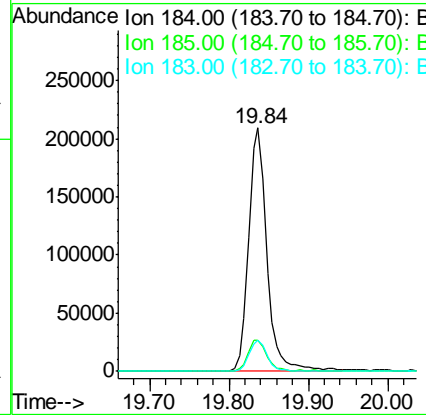
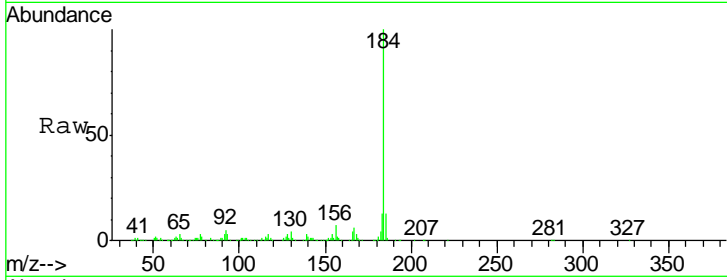




#76
Benzidine
Concen: 16.96 ng
RT: 19.84 min Scan# 2765
Delta R.T. -0.07 min
Lab File: BG029027.D
Acq: 4 Oct 2017 5:51

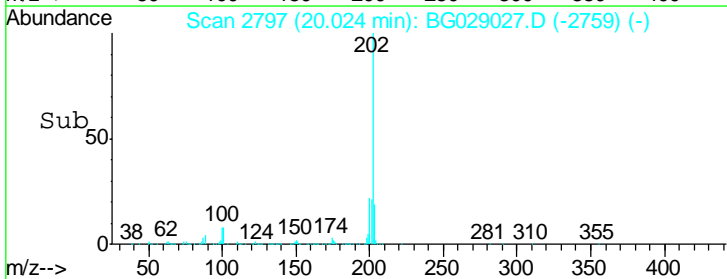
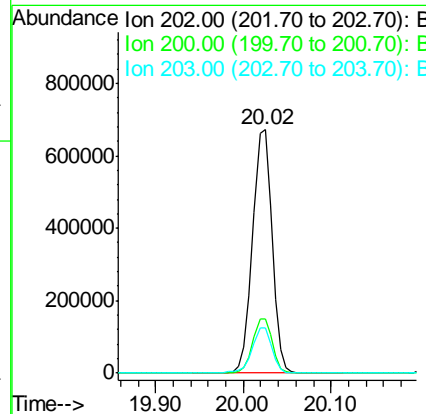
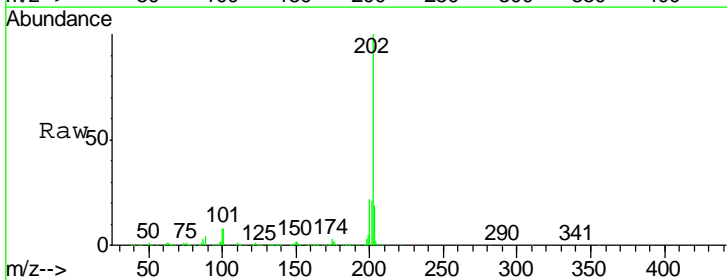
Instrument :
BNA_G
ClientSampled :

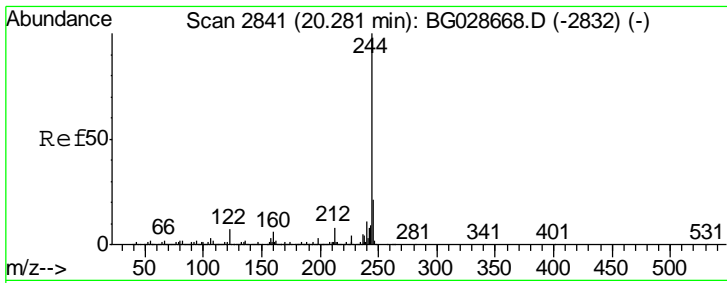
Tgt Ion	Resp	Lower	Upper
184	100		
185	13.1	13.0	19.6
183	12.9	11.0	16.6



#77
Pyrene
Concen: 22.82 ng
RT: 20.02 min Scan# 2797
Delta R.T. -0.07 min
Lab File: BG029027.D
Acq: 4 Oct 2017 5:51

Tgt Ion	Resp	Lower	Upper
202	100		
200	22.1	19.6	29.4
203	18.7	15.8	23.8

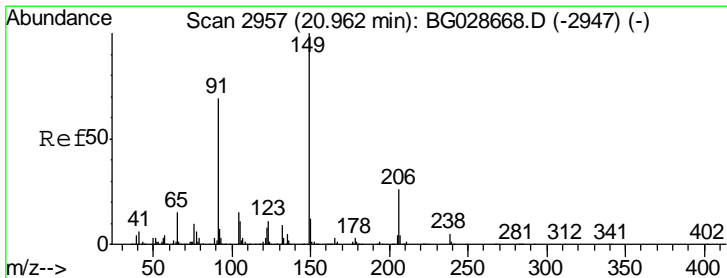
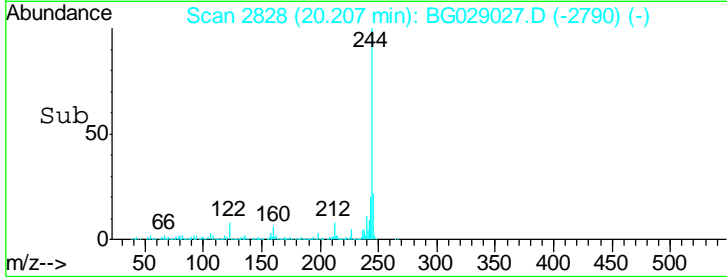
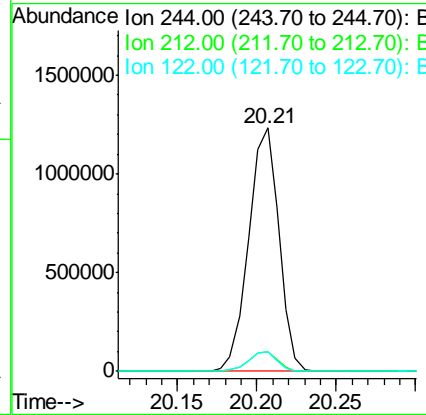
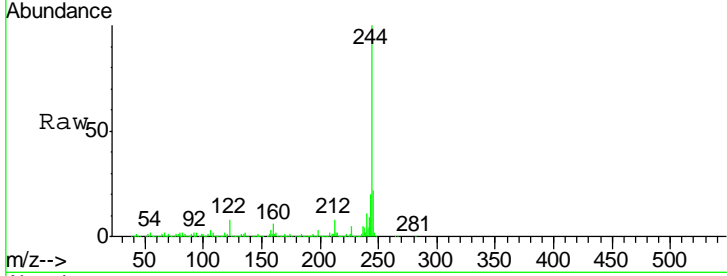




#78
 Terphenyl-d14
 Concen: 45.61 ng
 RT: 20.21 min Scan# 2828
 Delta R.T. -0.07 min
 Lab File: BG029027.D
 Acq: 4 Oct 2017 5:51

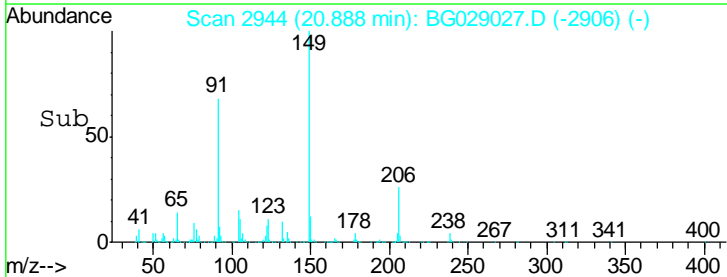
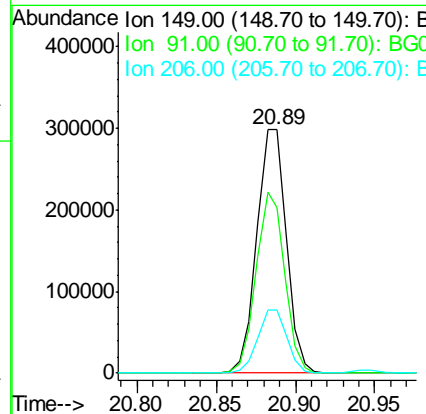
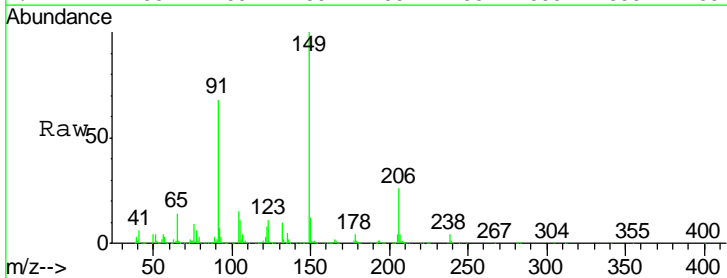
Instrument :
 BNA_G
 ClientSampled :

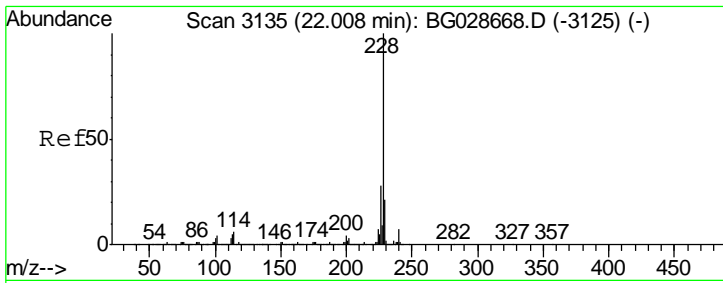
Tgt Ion	Ratio	Lower	Upper
244	100		
212	8.0	10.0	15.0#
122	7.8	8.6	12.8#



#79
 Butylbenzylphthalate
 Concen: 21.84 ng
 RT: 20.89 min Scan# 2944
 Delta R.T. -0.07 min
 Lab File: BG029027.D
 Acq: 4 Oct 2017 5:51

Tgt Ion	Ratio	Lower	Upper
149	100		
91	67.8	63.5	95.3
206	26.0	21.0	31.6



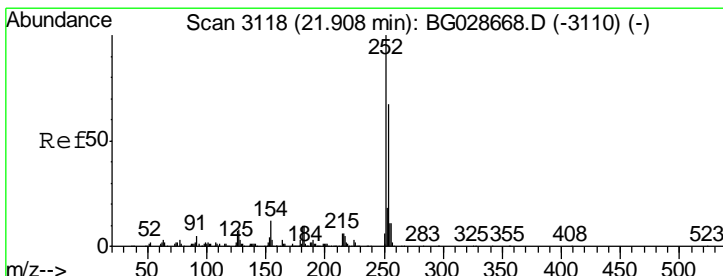
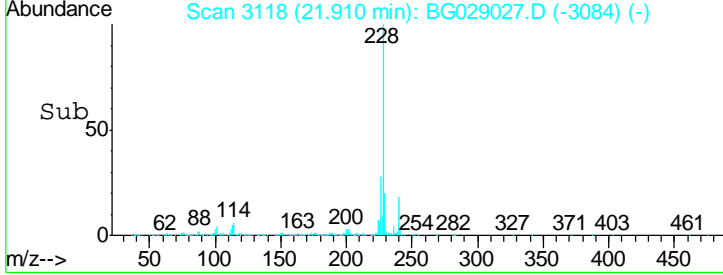
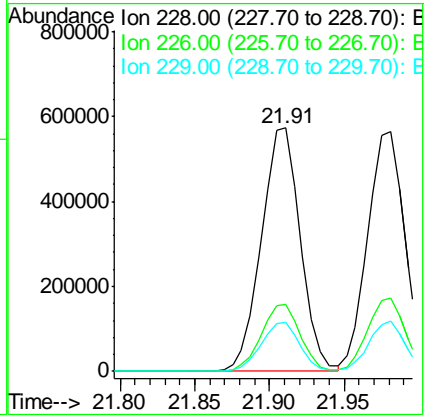
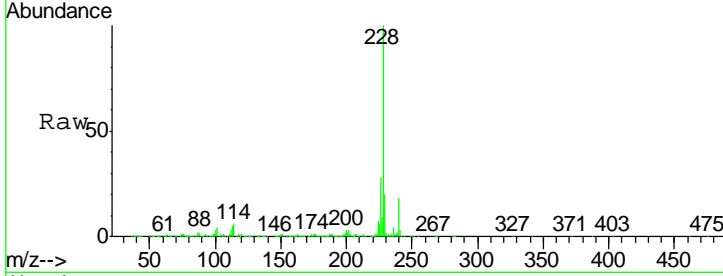


#80
 Benzo(a)anthracene
 Concen: 22.52 ng
 RT: 21.91 min Scan# 3118
 Delta R.T. -0.10 min
 Lab File: BG029027.D
 Acq: 4 Oct 2017 5:51

Instrument :
 BNA_G
 ClientSampled :

Tgt Ion: 228 Resp: 1035582

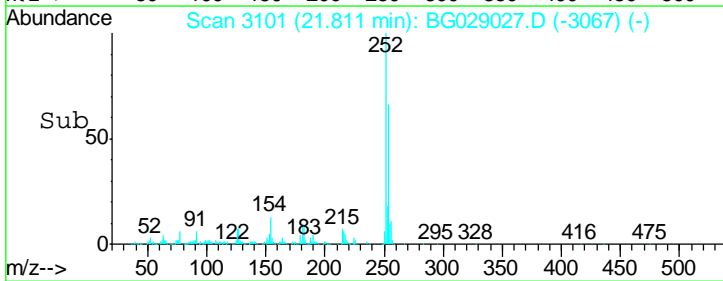
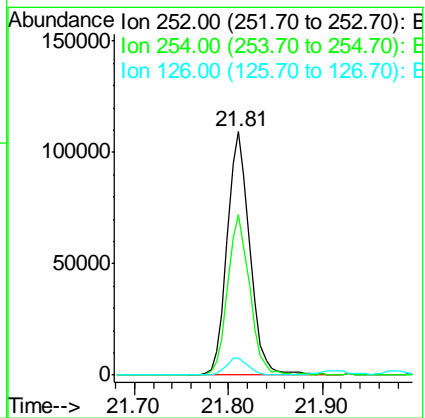
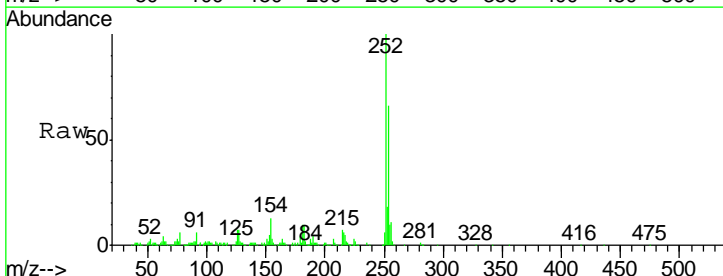
Ion	Ratio	Lower	Upper
228	100		
226	27.7	24.9	37.3
229	19.9	18.2	27.2

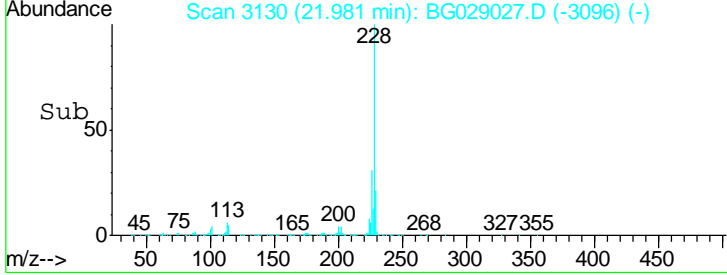
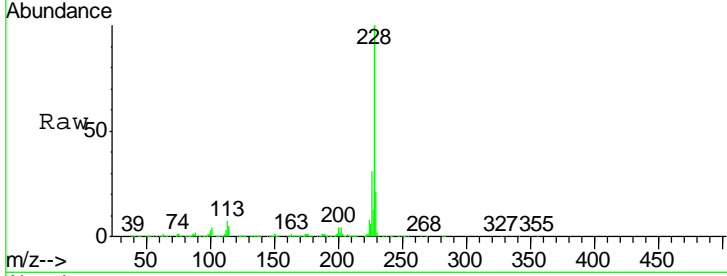
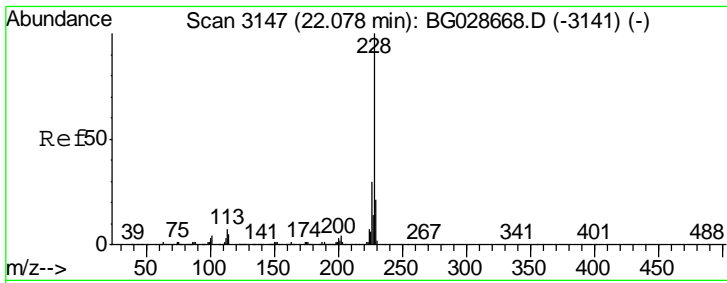


#81
 3,3'-Dichlorobenzidine
 Concen: 9.82 ng
 RT: 21.81 min Scan# 3101
 Delta R.T. -0.10 min
 Lab File: BG029027.D
 Acq: 4 Oct 2017 5:51

Tgt Ion: 252 Resp: 183004

Ion	Ratio	Lower	Upper
252	100		
254	66.0	53.1	79.7
126	7.2	7.0	10.4

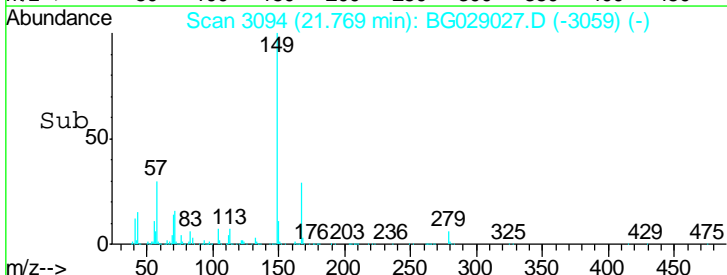
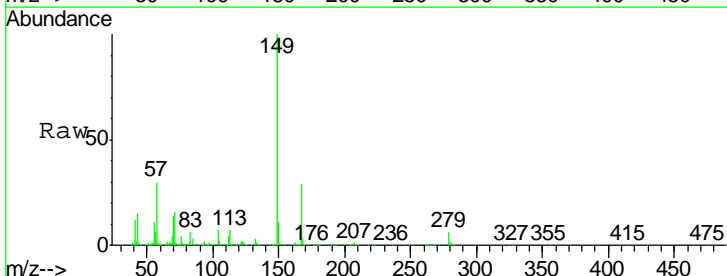
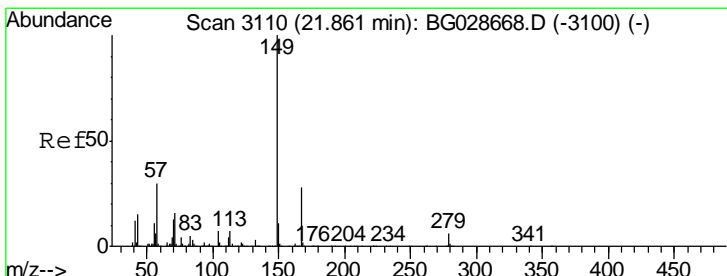
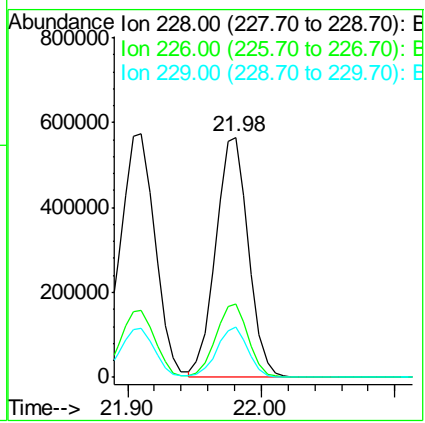




#82
 Chrysene
 Concen: 22.19 ng
 RT: 21.98 min Scan# 3130
 Delta R.T. -0.10 min
 Lab File: BG029027.D
 Acq: 4 Oct 2017 5:51

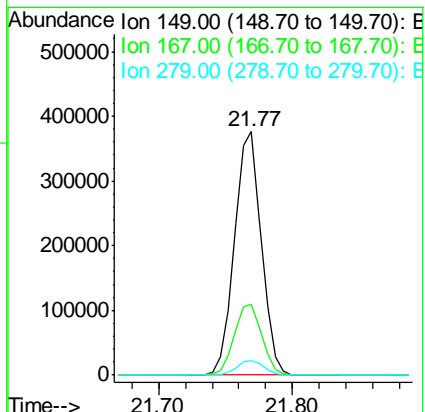
Instrument :
 BNA_G
 ClientSampled :

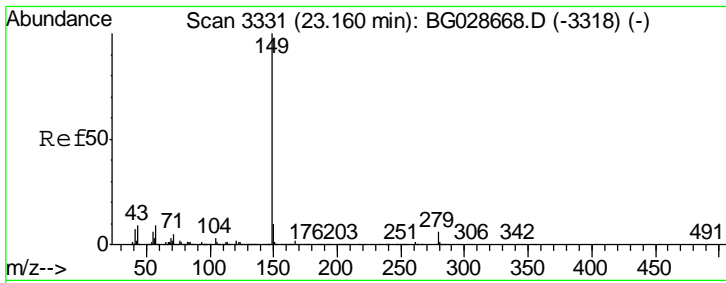
Tgt Ion	Resp	Lower	Upper
228	100		
226	30.6	27.0	40.4
229	20.7	17.8	26.6



#83
 Bis(2-ethylhexyl)phthalate
 Concen: 20.76 ng
 RT: 21.77 min Scan# 3094
 Delta R.T. -0.09 min
 Lab File: BG029027.D
 Acq: 4 Oct 2017 5:51

Tgt Ion	Resp	Lower	Upper
149	100		
167	29.1	23.7	35.5
279	5.9	4.6	6.8

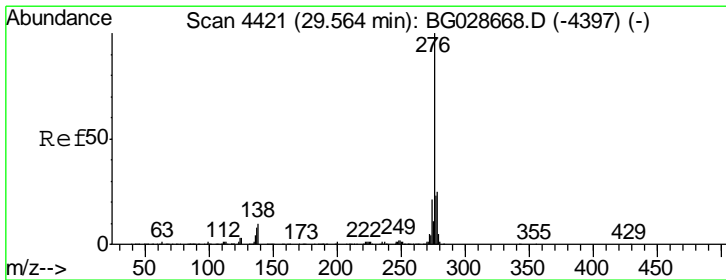
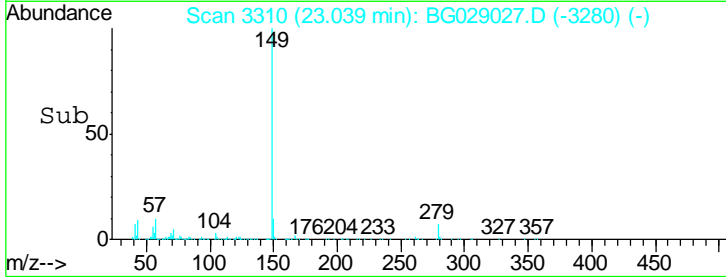
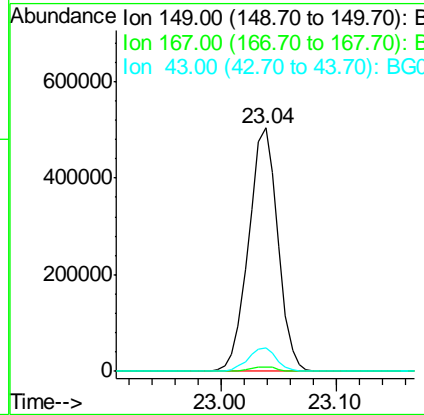
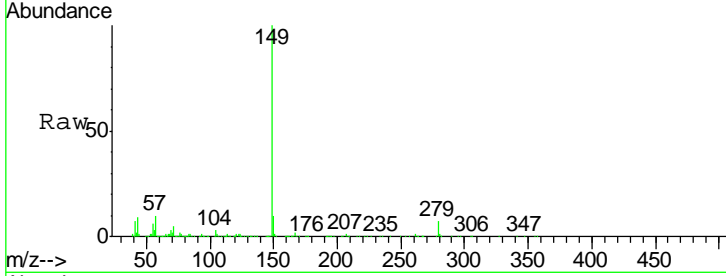




#84
 Di-n-octyl phthalate
 Concen: 20.03 ng
 RT: 23.04 min Scan# 3310
 Delta R.T. -0.12 min
 Lab File: BG029027.D
 Acq: 4 Oct 2017 5:51

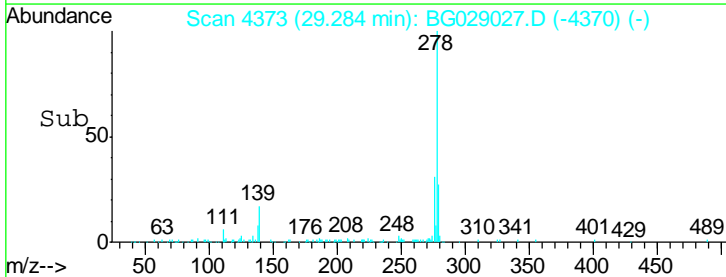
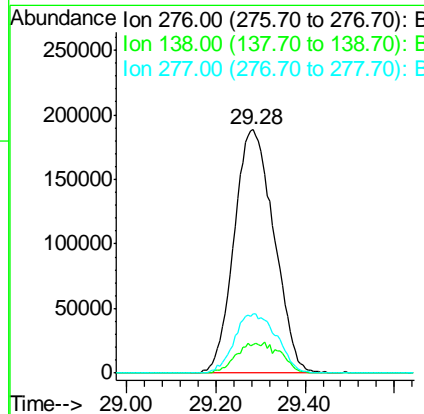
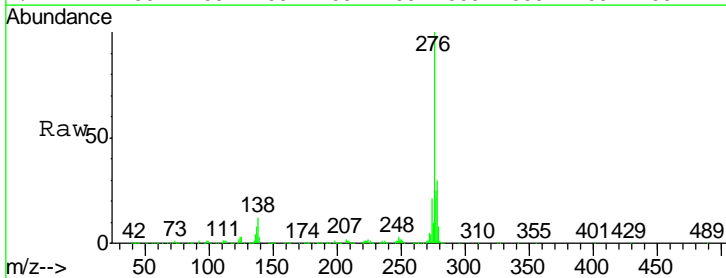
Instrument :
 BNA_G
 ClientSampled :

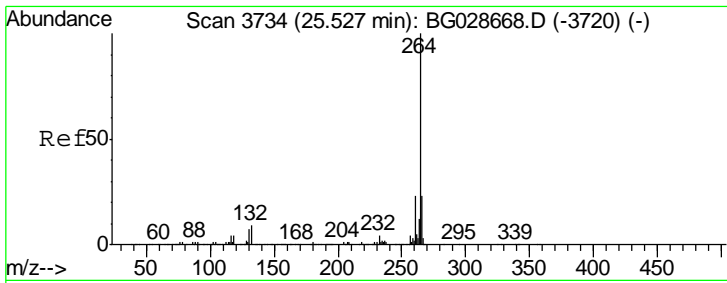
Tgt Ion	Resp	Lower	Upper
149	100		
167	1.9	1.4	2.2
43	9.5	11.8	17.6#



#85
 Indeno(1,2,3-cd)pyrene
 Concen: 20.88 ng
 RT: 29.28 min Scan# 4373
 Delta R.T. -0.28 min
 Lab File: BG029027.D
 Acq: 4 Oct 2017 5:51

Tgt Ion	Resp	Lower	Upper
276	100		
138	7.9	4.7	7.1#
277	25.9	20.6	31.0

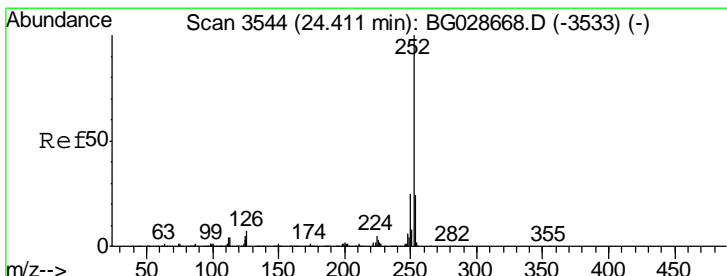
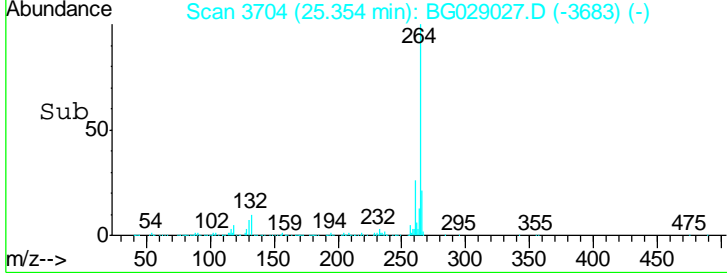
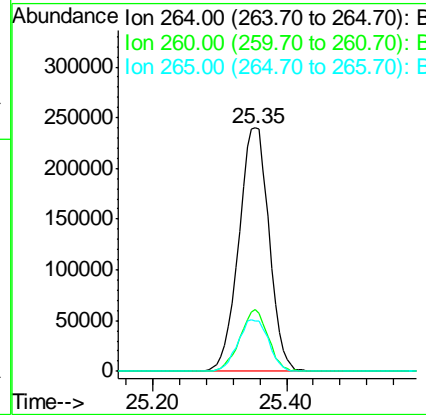
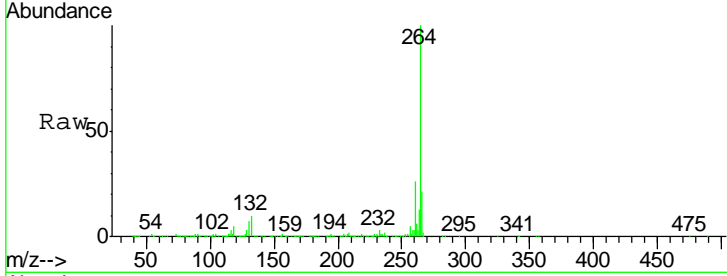




#86
 Perylene-d12
 Concen: 20.00 ng
 RT: 25.35 min Scan# 3704
 Delta R.T. -0.17 min
 Lab File: BG029027.D
 Acq: 4 Oct 2017 5:51

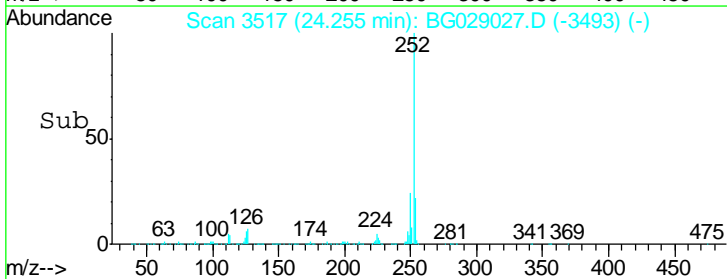
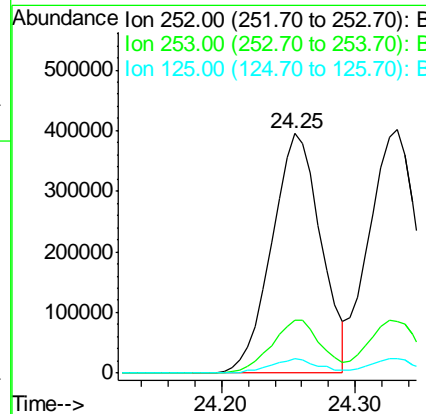
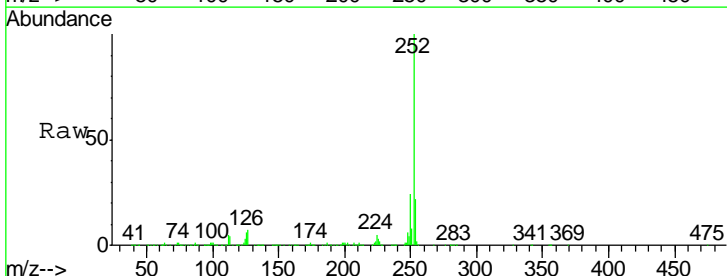
Instrument :
 BNA_G
 ClientSampled :

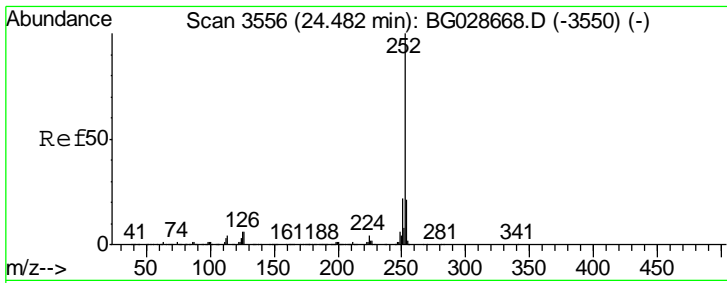
Tgt Ion	Resp	Lower	Upper
264	100		
260	25.5	21.8	32.8
265	20.7	18.2	27.4



#87
 Benzo(b)fluoranthene
 Concen: 22.46 ng
 RT: 24.25 min Scan# 3517
 Delta R.T. -0.16 min
 Lab File: BG029027.D
 Acq: 4 Oct 2017 5:51

Tgt Ion	Resp	Lower	Upper
252	100		
253	22.2	18.7	28.1
125	6.1	5.3	7.9



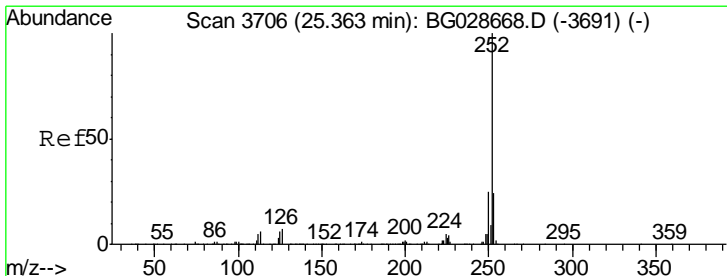
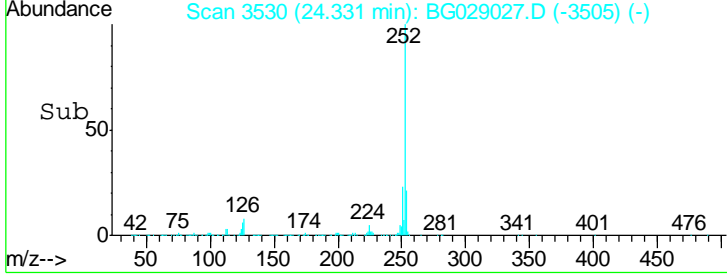
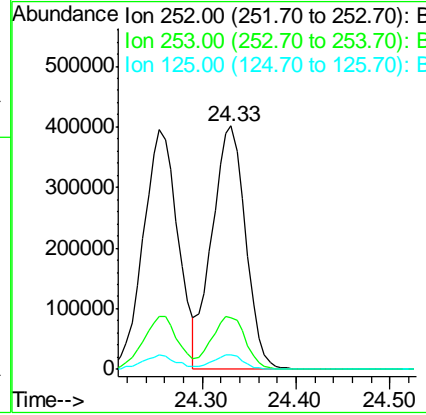
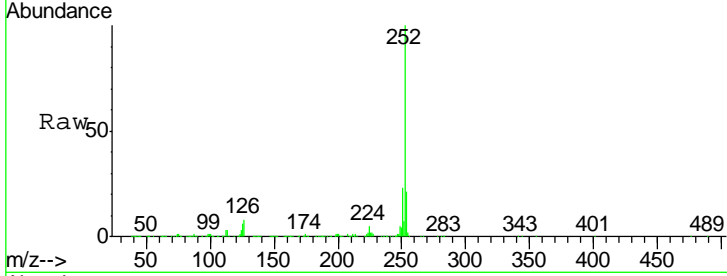


#88
 Benzo(k)fluoranthene
 Concen: 22.27 ng
 RT: 24.33 min Scan# 3530
 Delta R.T. -0.15 min
 Lab File: BG029027.D
 Acq: 4 Oct 2017 5:51

Instrument :
 BNA_G
 ClientSampled :

Tgt Ion: 252 Resp: 1000184

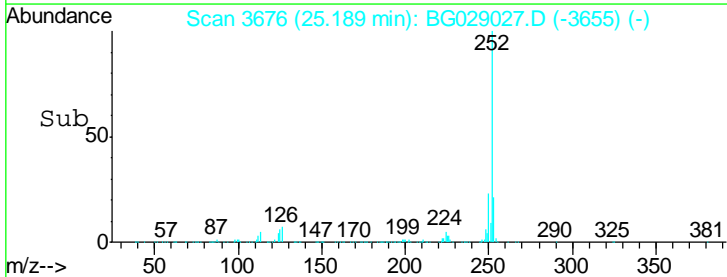
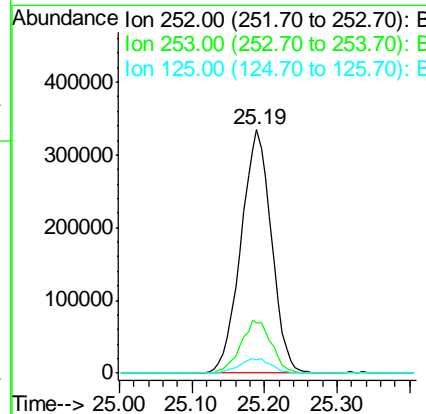
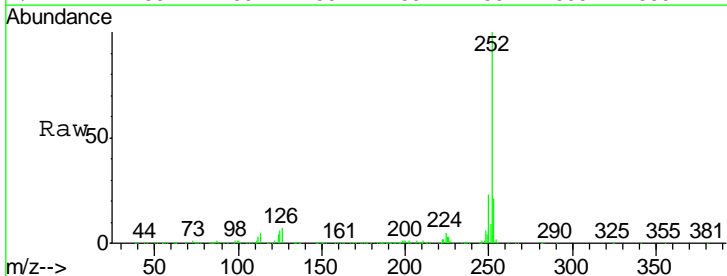
Ion	Ratio	Lower	Upper
252	100		
253	21.2	20.2	30.2
125	6.1	5.1	7.7

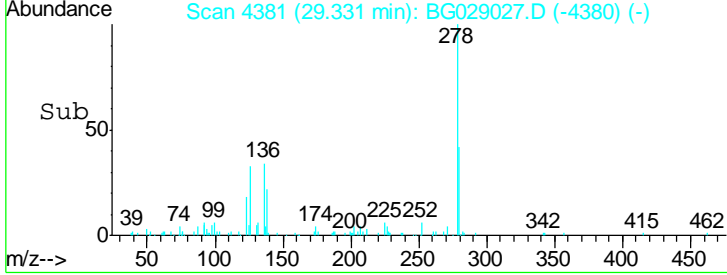
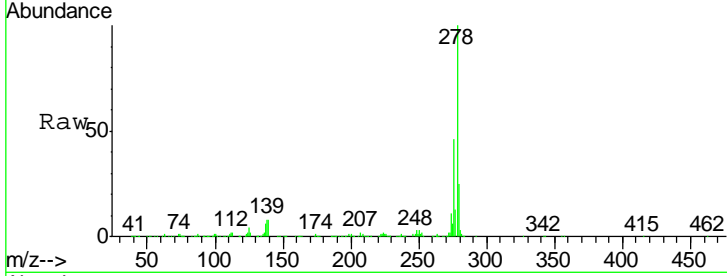
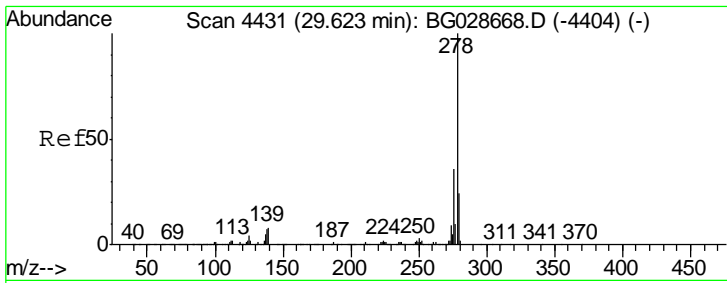


#89
 Benzo(a)pyrene
 Concen: 22.84 ng
 RT: 25.19 min Scan# 3676
 Delta R.T. -0.17 min
 Lab File: BG029027.D
 Acq: 4 Oct 2017 5:51

Tgt Ion: 252 Resp: 974918

Ion	Ratio	Lower	Upper
252	100		
253	20.7	19.2	28.8
125	5.7	5.4	8.0

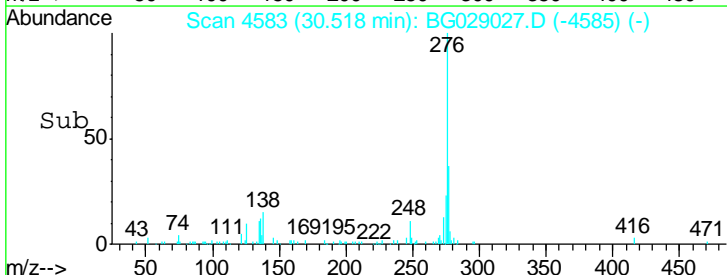
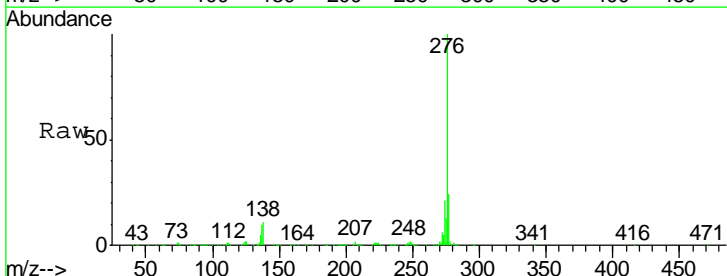
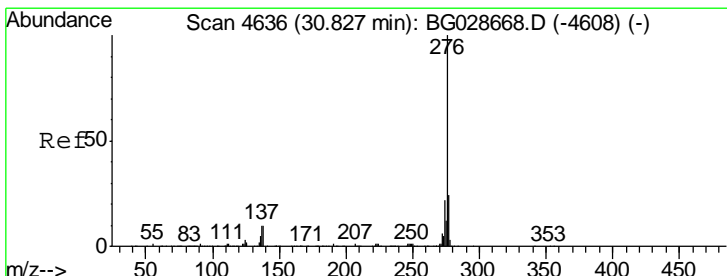
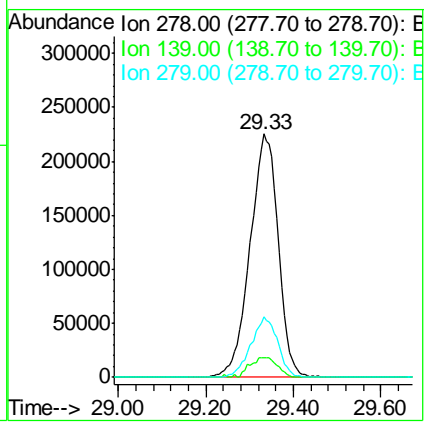




#90
 Dibenzo(a,h)anthracene
 Concen: 22.21 ng
 RT: 29.33 min Scan# 4381
 Delta R.T. -0.29 min
 Lab File: BG029027.D
 Acq: 4 Oct 2017 5:51

Instrument :
 BNA_G
 ClientSampled :

Tgt Ion	Resp	Lower	Upper
278	100		
139	8.2	7.7	11.5
279	24.9	19.1	28.7



#91
 Benzo(g,h,i)perylene
 Concen: 22.47 ng
 RT: 30.52 min Scan# 4583
 Delta R.T. -0.31 min
 Lab File: BG029027.D
 Acq: 4 Oct 2017 5:51

Tgt Ion	Resp	Lower	Upper
276	100		
277	24.3	18.6	27.8
138	11.1	8.1	12.1

