

Data Path : Z:\HPCHEM1\BNA G\DATA\BG102815\  
 Data File : BG019498.D  
 Acq On : 29 Oct 2015 2:08  
 Operator : UM/NP  
 Sample : SSTDCCC020  
 Misc :  
 ALS Vial : 2 Sample Multiplier: 1

Instrument :  
 BNA\_G  
 ClientSampleId :  
 C0AP8

Quant Time: Oct 29 04:21:42 2015  
 Quant Method : Z:\HPCHEM1\BNA G\METHODS\SOM02.2-EPA-BG102815.M  
 Quant Title : SVOA CALIBRATION  
 QLast Update : Thu Oct 29 01:04:20 2015  
 Response via : Initial Calibration

Internal Standards	R.T.	QIon	Response	Conc	Units	Dev(Min)
1) 1,4-Dichlorobenzene-d4	8.21	152	33201	20.00	ng/ul	0.00
18) Naphthalene-d8	11.03	136	142964	20.00	ng/ul	0.00
36) Acenaphthene-d10	14.83	164	110535	20.00	ng/ul	0.00
62) Phenanthrene-d10	17.57	188	305489	20.00	ng/ul	0.00
78) Chrysene-d12	21.86	240	391325	20.00	ng/ul	0.00
86) Perylene-d12	25.23	264	366817	20.00	ng/ul	-0.01

## System Monitoring Compounds

3) 1,4-Dioxane-d8	3.51	96	5283	7.62	ng/uL	0.00
5) Phenol-d5	7.35	99	63423	20.81	ng/ul	0.00
7) Bis-(2-Chloroethyl)ether-d	7.51	67	39875	20.64	ng/ul	0.00
9) 2-Chlorophenol-d4	7.73	132	38586	20.28	ng/ul	0.00
13) 4-Methylphenol-d8	8.91	113	50721	20.89	ng/ul	0.00
19) Nitrobenzene-d5	9.38	128	20713	19.71	ng/ul	0.00
22) 2-Nitrophenol-d4	10.11	143	24198	19.40	ng/ul	0.00
26) 2,4-Dichlorophenol-d3	10.65	165	53899	19.92	ng/ul	0.00
29) 4-Chloroaniline-d4	11.16	131	61349	22.41	ng/ul	0.00
44) Dimethylphthalate-d6	14.23	166	184631	20.26	ng/ul	0.00
47) Acenaphthylene-d8	14.53	160	206592	20.47	ng/ul	0.00
52) 4-Nitrophenol-d4	15.01	143	31678	21.88	ng/ul	0.00
58) Fluorene-d10	15.82	176	163975	19.45	ng/ul	0.00
63) 4,6-Dinitro-2-methylphenol	15.93	200	41735	21.11	ng/ul	0.00
71) Anthracene-d10	17.57	188	305489	21.94	ng/ul	-0.10
79) Pyrene-d10	19.95	212	343682	20.07	ng/ul	0.00
90) Benzo(a)pyrene-d12	25.01	264	364537	19.80	ng/ul	0.00

## Target Compounds

Target Compounds	R.T.	QIon	Response	Conc	Units	Ovalue
2) 1,4-Dioxane	3.55	88	5895	7.47	ng/uL#	86
4) Benzaldehyde	7.33	77	45628	23.02	ng/ul	93
6) Phenol	7.38	94	68095	20.97	ng/ul	97
8) Bis(2-Chloroethyl)ether	7.61	93	47177	21.15	ng/ul	95
10) 2-Chlorophenol	7.77	128	39697	20.27	ng/ul	99
11) 2-Methylphenol	8.64	108	49361	20.56	ng/ul	99
12) 2,2'-oxybis(1-Chloropropan	8.74	45	38028	21.27	ng/ul	96
14) Acetophenone	9.03	105	83965	20.60	ng/ul	87
15) N-Nitroso-di-n-propylamine	9.01	70	56444	21.13	ng/ul#	90
16) 4-Methylphenol	8.97	108	56415	21.52	ng/ul	95
17) Hexachloroethane	9.30	117	19855	19.41	ng/ul#	85
20) Nitrobenzene	9.42	77	78899	19.21	ng/ul	96
21) Isophorone	9.94	82	144014	19.35	ng/ul	99
23) 2-Nitrophenol	10.13	139	26108	18.43	ng/ul#	82
24) 2,4-Dimethylphenol	10.19	107	71764	19.39	ng/ul	96
25) Bis(2-Chloroethoxy)methane	10.42	93	69454	19.72	ng/ul#	98
27) 2,4-Dichlorophenol	10.68	162	51992	20.11	ng/ul	96
28) Naphthalene	11.09	128	133909	18.72	ng/ul#	94
30) 4-Chloroaniline	11.19	127	62179	21.67	ng/ul	91
31) Hexachlorobutadiene	11.36	225	47917	18.13	ng/ul	97
32) Caprolactam	11.94	113	18823	20.31	ng/ul#	62
33) 4-Chloro-3-methylphenol	12.30	107	67730	19.51	ng/ul#	95
34) 2-Methylnaphthalene	12.67	142	113670	19.77	ng/ul	96

Data Path : Z:\HPCHEM1\BNA G\DATA\BG102815\  
 Data File : BG019498.D  
 Acq On : 29 Oct 2015 2:08  
 Operator : UM/NP  
 Sample : SSTDCCC020  
 Misc :  
 ALS Vial : 2 Sample Multiplier: 1

Instrument :  
 BNA\_G  
 ClientSampleId :  
 C0AP8

Quant Time: Oct 29 04:21:42 2015  
 Quant Method : Z:\HPCHEM1\BNA G\METHODS\SOM02.2-EPA-BG102815.M  
 Quant Title : SVOA CALIBRATION  
 QLast Update : Thu Oct 29 01:04:20 2015  
 Response via : Initial Calibration

Internal Standards	R.T.	QIon	Response	Conc	Units	Dev(Min)
35) 1-Methylnaphthalene	12.90	142	106595	19.60	ng/ul#	98
37) 1,2,4,5-Tetrachlorobenzene	13.04	216	88452	19.41	ng/ul#	97
38) Hexachlorocyclopentadiene	13.01	237	64229	19.00	ng/ul	98
39) 2,4,6-Trichlorophenol	13.27	196	56381	20.93	ng/ul	94
40) 2,4,5-Trichlorophenol	13.35	196	62547	21.16	ng/ul	87
41) 1,1'-Biphenyl	13.67	154	158730	20.31	ng/ul#	98
42) 2-Chloronaphthalene	13.72	162	125538	20.60	ng/ul	95
43) 2-Nitroaniline	13.91	65	55233	21.19	ng/ul	97
45) Dimethylphthalate	14.28	163	183636	19.70	ng/ul	97
46) 2,6-Dinitrotoluene	14.40	165	38714	20.52	ng/ul	94
48) Acenaphthylene	14.56	152	203599	19.69	ng/ul	99
49) 3-Nitroaniline	14.73	138	34236	21.08	ng/ul	90
50) Acenaphthene	14.89	153	138484	19.83	ng/ul	98
51) 2,4-Dinitrophenol	14.93	184	29281	20.64	ng/ul	87
53) 4-Nitrophenol	15.03	109	43987	19.48	ng/ul#	75
54) Dibenzofuran	15.23	168	204737	19.91	ng/ul	97
55) 2,4-Dinitrotoluene	15.18	165	59814	20.08	ng/ul#	83
56) 2,3,4,6-Tetrachlorophenol	15.45	232	64155	20.76	ng/ul	94
57) Diethylphthalate	15.63	149	182808	19.87	ng/ul	97
59) Fluorene	15.87	166	178335	19.88	ng/ul	98
60) 4-Chlorophenyl-phenylether	15.86	204	102905	19.30	ng/ul	97
61) 4-Nitroaniline	15.89	138	37972	20.35	ng/ul	86
64) 4,6-Dinitro-2-methylphenol	15.94	198	42575	19.91	ng/ul#	87
65) N-Nitrosodiphenylamine	16.07	169	160095	20.26	ng/ul	99
66) 4-Bromophenyl-phenylether	16.76	248	76688	21.12	ng/ul	97
67) Hexachlorobenzene	16.87	284	78691	20.42	ng/ul	94
68) Atrazine	17.01	200	79957	20.42	ng/ul	100
69) Pentachlorophenol	17.22	266	48600	21.37	ng/ul	97
70) Phenanthrene	17.61	178	313009	20.30	ng/ul	97
72) Anthracene	17.71	178	317361	20.19	ng/ul	95
73) 1,2,3,4-Tetrachlorobenzene	13.64	216	88573	20.01	ng/uL	98
74) Pentachlorobenzene	15.15	250	88805	19.90	ng/uL	98
75) Carbazole	17.97	167	264466	21.09	ng/ul	97
76) Di-n-butylphthalate	18.51	149	316750	20.38	ng/ul	98
77) Fluoranthene	19.62	202	424475	21.27	ng/ul	97
80) Pyrene	19.98	202	435416	19.83	ng/ul#	94
81) Butylbenzylphthalate	20.85	149	144384	20.23	ng/ul	100
82) 3,3'-Dichlorobenzidine	21.75	252	158501	20.67	ng/ul#	97
83) Benzo(a)anthracene	21.84	228	451066	19.79	ng/ul	98
84) Bis(2-ethylhexyl)phthalate	21.73	149	201960	19.91	ng/ul	99
85) Chrysene	21.91	228	422646	19.77	ng/ul	97
87) Di-n-octyl phthalate	23.00	149	344138	20.72	ng/ul	100
88) Benzo(b)fluoranthene	24.16	252	428209	19.79	ng/ul#	96
89) Benzo(k)fluoranthene	24.23	252	414002	19.88	ng/ul	100
91) Benzo(a)pyrene	25.08	252	414359	19.94	ng/ul	98
92) Indeno(1,2,3-cd)pyrene	29.11	276	463269	19.79	ng/ul#	96
93) Dibenzo(a,h)anthracene	29.18	278	379330	19.41	ng/ul	96
94) Benzo(a,h,i)perylene	30.31	276	184559	10.39	ng/ul#	94

Data Path : Z:\HPCHEM1\BNA G\DATA\BG102815\  
 Data File : BG019498.D  
 Acq On : 29 Oct 2015 2:08  
 Operator : UM/NP  
 Sample : SSTDCCC020  
 Misc :  
 ALS Vial : 2 Sample Multiplier: 1

**Instrument :**  
 BNA\_G  
**ClientSampleId :**  
 C0AP8

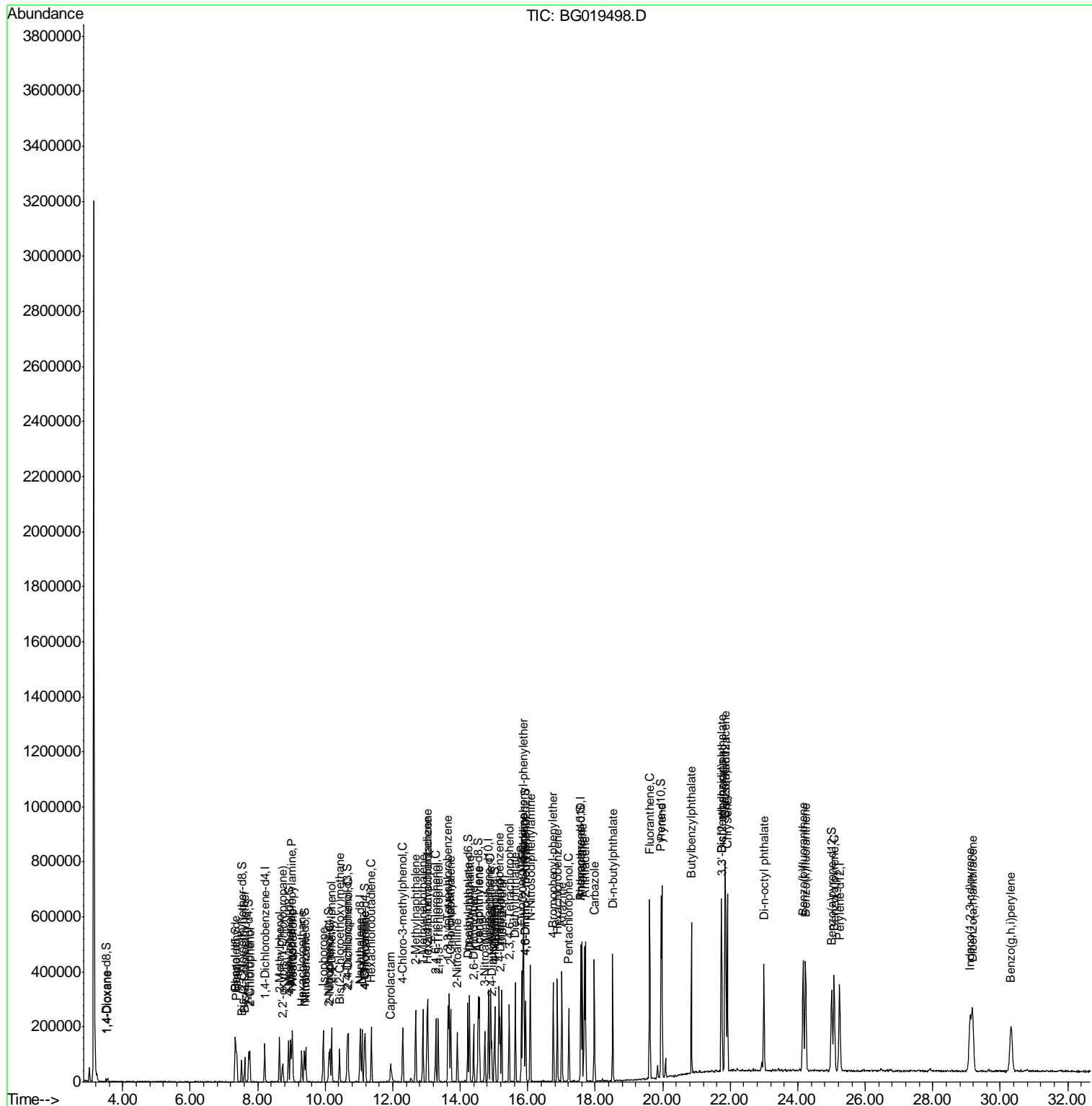
Quant Time: Oct 29 04:21:42 2015  
 Quant Method : Z:\HPCHEM1\BNA G\METHODS\SOM02.2-EPA-BG102815.M  
 Quant Title : SVOA CALIBRATION  
 QLast Update : Thu Oct 29 01:04:20 2015  
 Response via : Initial Calibration

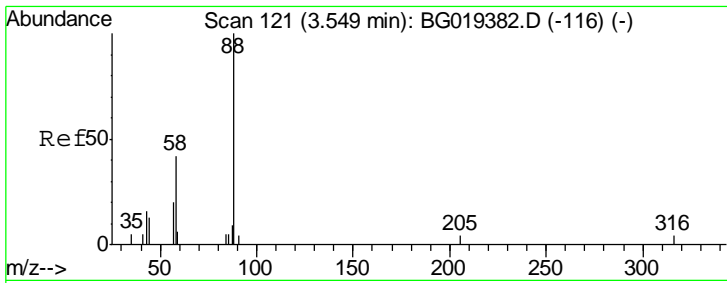
Internal Standards	R.T.	QIon	Response	Conc	Units	Dev(Min)
-----						
(#) = qualifier out of range (m) = manual integration (+) = signals summed						

Data Path : Z:\HPCHEM1\BNA G\DATA\BG102815\  
 Data File : BG019498.D  
 Acq On : 29 Oct 2015 2:08  
 Operator : UM/NP  
 Sample : SSTDCCC020  
 Misc :  
 ALS Vial : 2 Sample Multiplier: 1

Instrument :  
 BNA\_G  
 Client Sampled :  
 C0AP8

Quant Time: Oct 29 04:21:42 2015  
 Quant Method : Z:\HPCHEM1\BNA G\METHODS\SOM02.2-EPA-BG102815.M  
 Quant Title : SVOA CALIBRATION  
 QLast Update : Thu Oct 29 01:04:20 2015  
 Response via : Initial Calibration

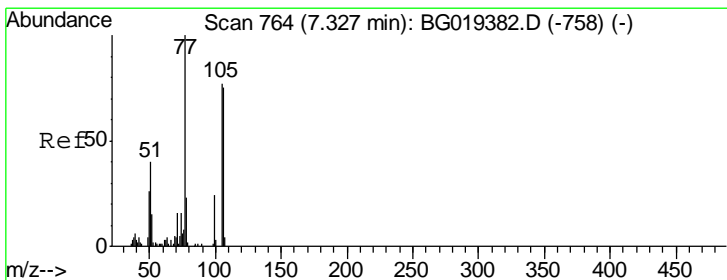
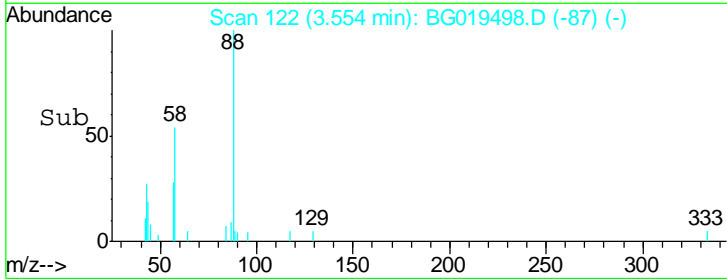
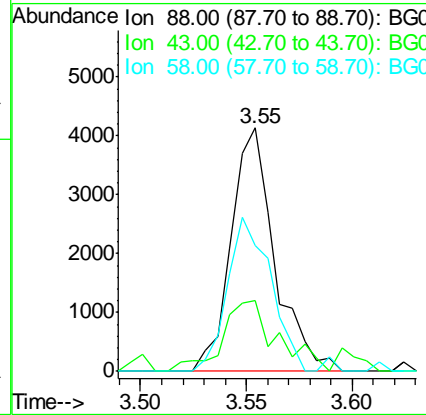
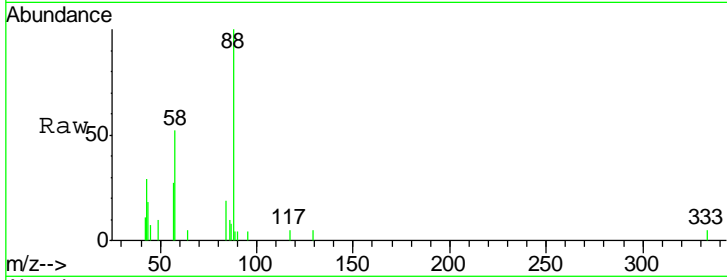




#2  
 1,4-Dioxane  
 Concen: 7.47 ng/uL  
 RT: 3.55 min Scan# 122  
 Delta R.T. 0.01 min  
 Lab File: BG019498.D  
 Acq: 29 Oct 2015 2:08

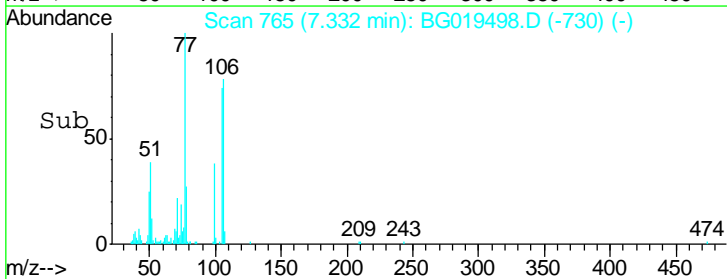
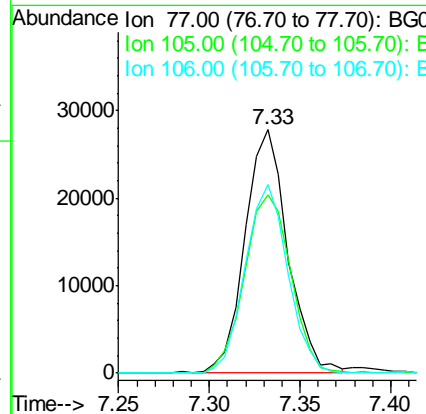
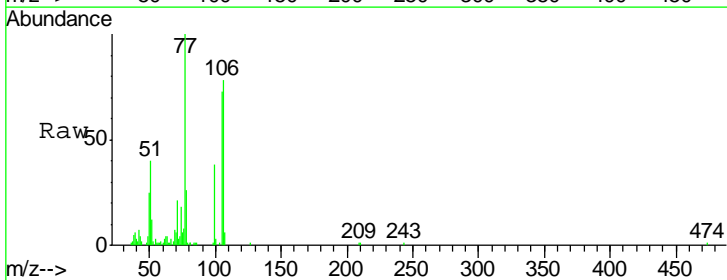
**Instrument :**  
 BNA\_G  
**ClientSampled :**  
 C0AP8

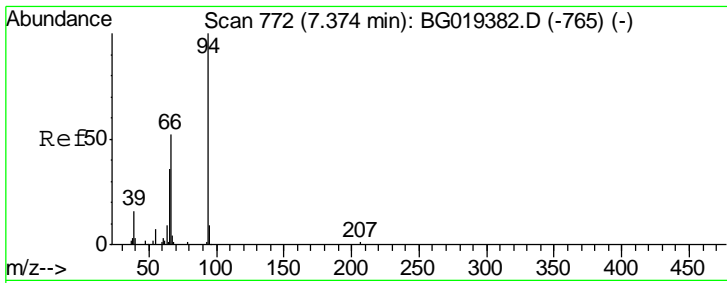
Tgt Ion	Resp	Lower	Upper
88	5895		
43	29.3	29.8	44.8#
58	51.8	50.3	75.5



#4  
 Benzaldehyde  
 Concen: 23.02 ng/ul  
 RT: 7.33 min Scan# 765  
 Delta R.T. 0.01 min  
 Lab File: BG019498.D  
 Acq: 29 Oct 2015 2:08

Tgt Ion	Resp	Lower	Upper
77	45628		
105	73.0	61.6	92.4
106	77.7	56.4	84.6

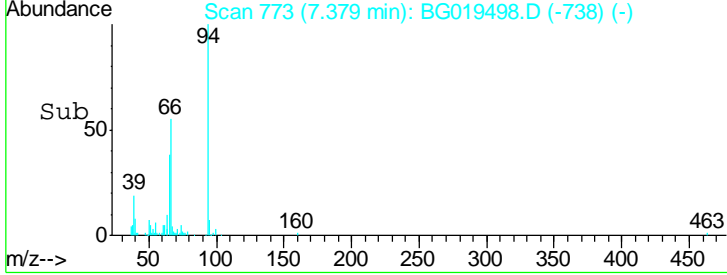
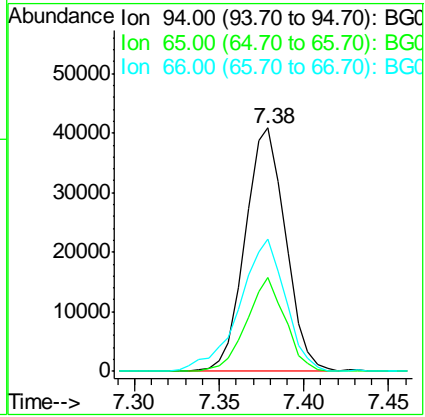
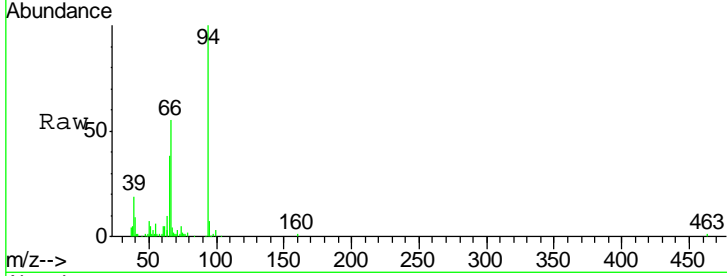




#6  
 Phenol  
 Concen: 20.97 ng/ul  
 RT: 7.38 min Scan# 773  
 Delta R.T. 0.01 min  
 Lab File: BG019498.D  
 Acq: 29 Oct 2015 2:08

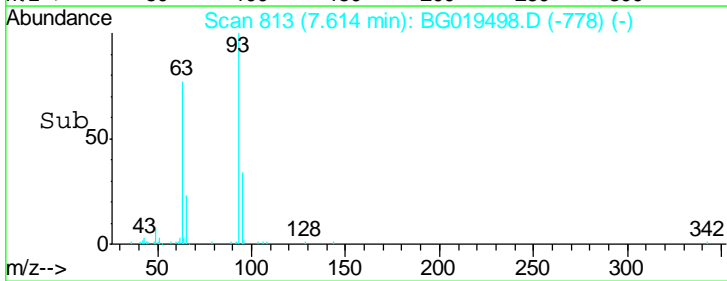
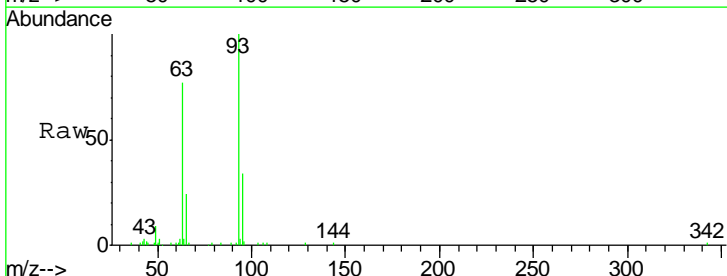
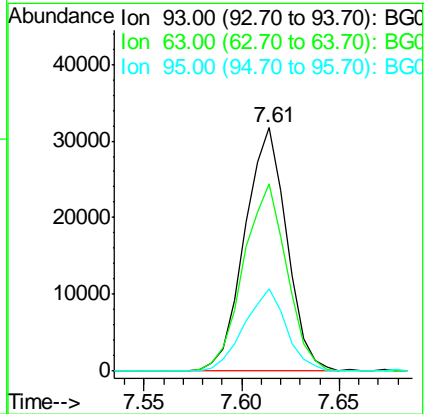
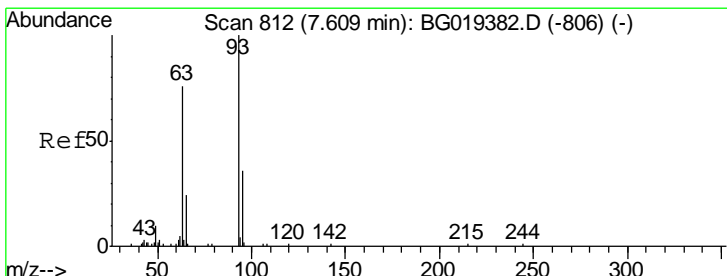
**Instrument :**  
 BNA\_G  
**ClientSampled :**  
 COAP8

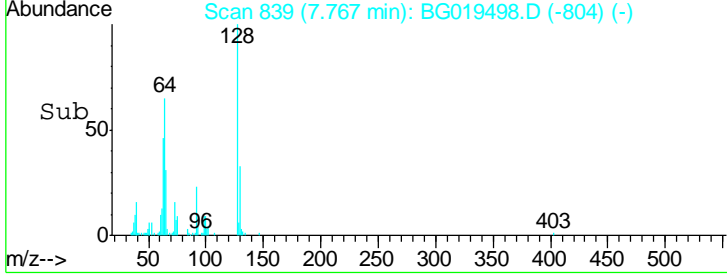
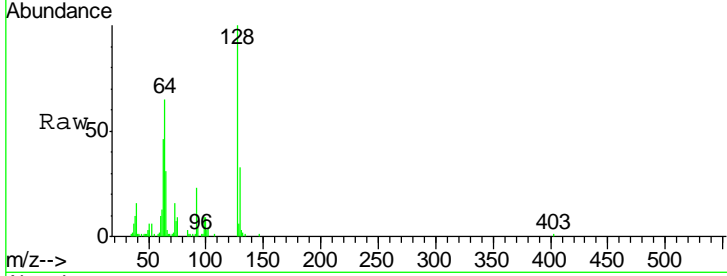
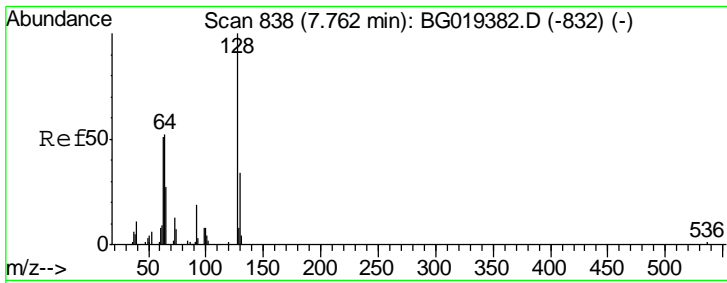
Tgt Ion	Resp	Lower	Upper
94	68095		
65	38.3	29.3	43.9
66	54.6	45.0	67.6



#8  
 Bis(2-Chloroethyl)ether  
 Concen: 21.15 ng/ul  
 RT: 7.61 min Scan# 813  
 Delta R.T. 0.01 min  
 Lab File: BG019498.D  
 Acq: 29 Oct 2015 2:08

Tgt Ion	Resp	Lower	Upper
93	47177		
63	77.2	57.8	86.6
95	33.9	25.6	38.4

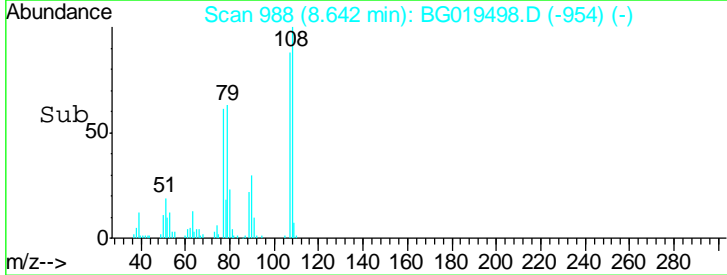
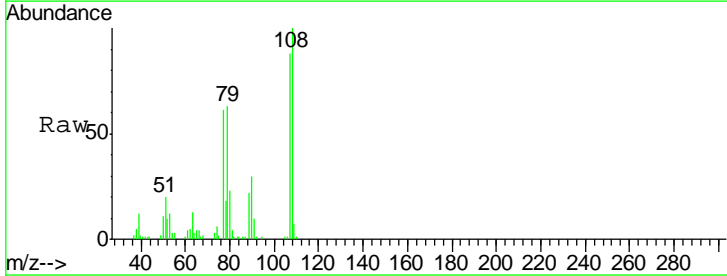
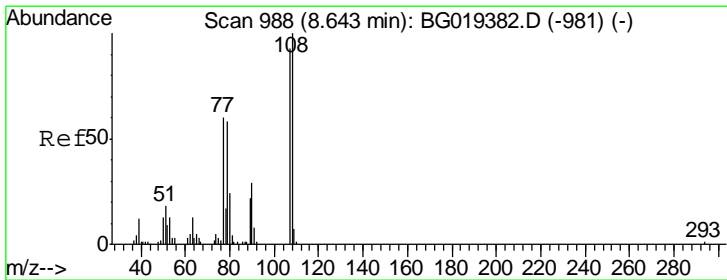
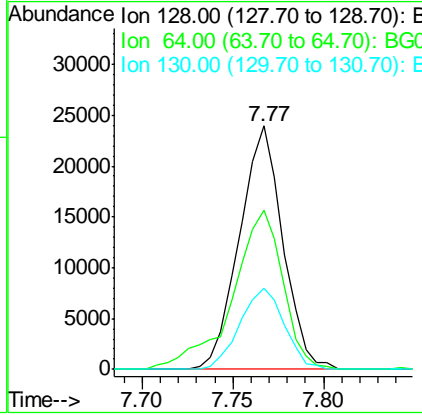




#10  
 2-Chlorophenol  
 Concen: 20.27 ng/ul  
 RT: 7.77 min Scan# 839  
 Delta R.T. 0.01 min  
 Lab File: BG019498.D  
 Acq: 29 Oct 2015 2:08

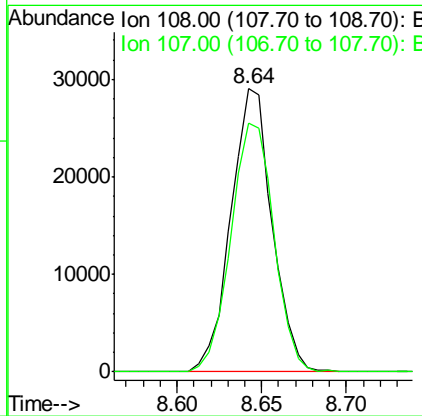
Instrument :  
 BNA\_G  
 ClientSampled :  
 C0AP8

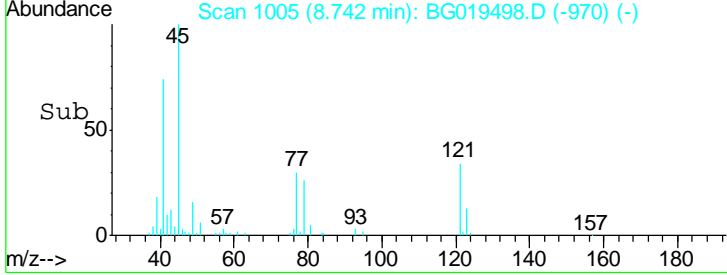
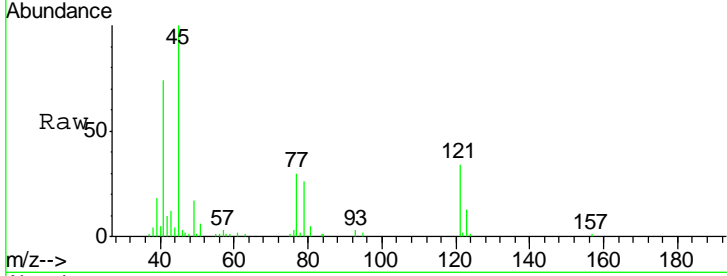
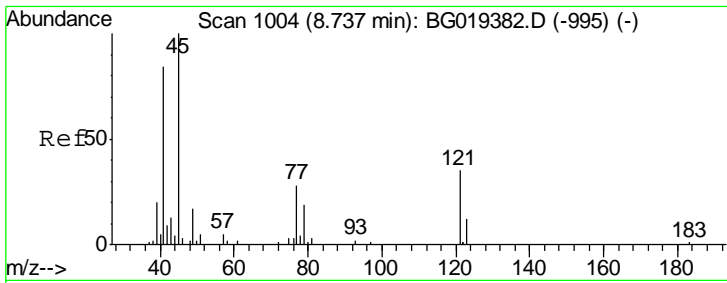
Tgt Ion	Resp	Lower	Upper
128	39697		
64	65.5	53.2	79.8
130	33.1	25.9	38.9



#11  
 2-Methylphenol  
 Concen: 20.56 ng/ul  
 RT: 8.64 min Scan# 988  
 Delta R.T. -0.00 min  
 Lab File: BG019498.D  
 Acq: 29 Oct 2015 2:08

Tgt Ion	Resp	Lower	Upper
108	49361		
107	87.8	71.2	106.8

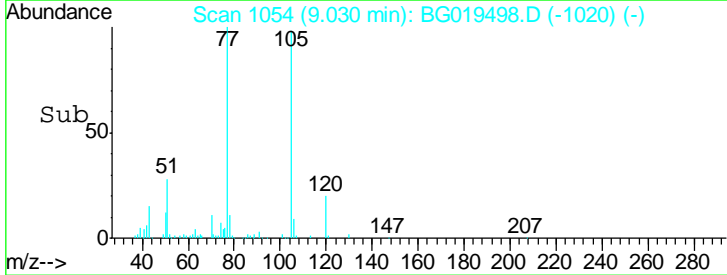
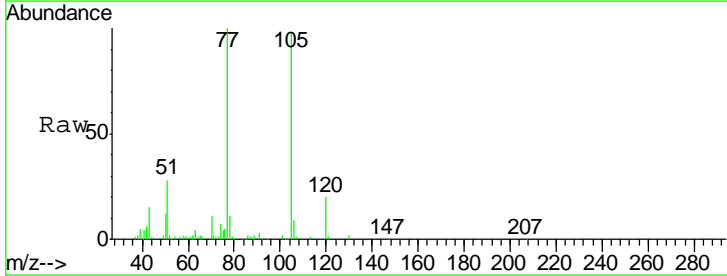
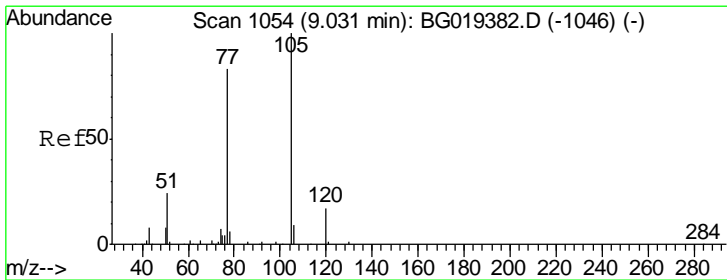
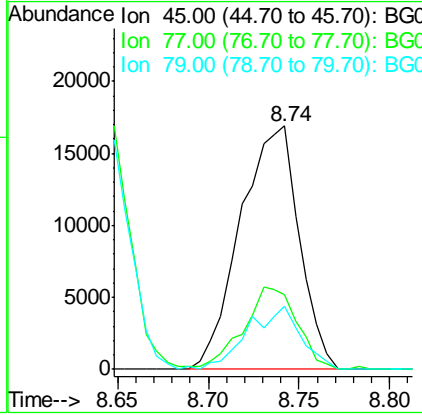




#12  
 2,2'-oxybis(1-Chloropropane)  
 Concen: 21.27 ng/ul  
 RT: 8.74 min Scan# 1005  
 Delta R.T. 0.01 min  
 Lab File: BG019498.D  
 Acq: 29 Oct 2015 2:08

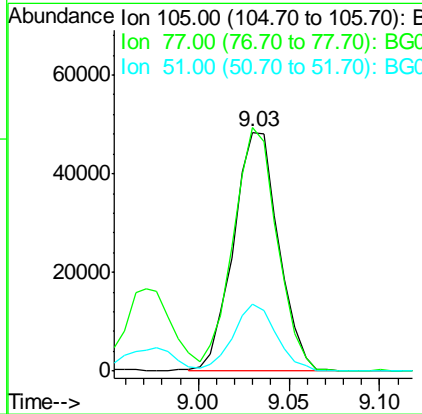
Instrument :  
 BNA\_G  
 ClientSampled :  
 COAP8

Tgt Ion	Resp	Lower	Upper
45	38028		
77	30.5	26.2	39.2
79	25.7	18.6	28.0

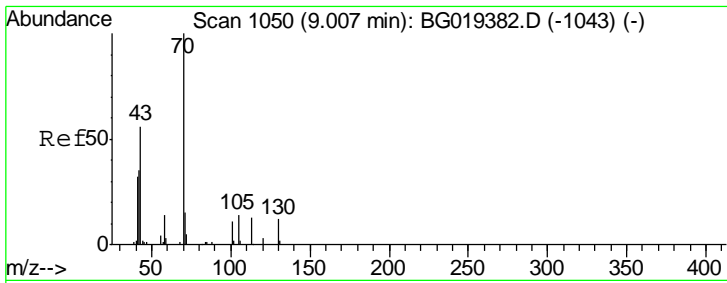


#14  
 Acetophenone  
 Concen: 20.60 ng/ul  
 RT: 9.03 min Scan# 1054  
 Delta R.T. -0.00 min  
 Lab File: BG019498.D  
 Acq: 29 Oct 2015 2:08

Tgt Ion	Resp	Lower	Upper
105	83965		
77	102.0	69.5	104.3
51	28.1	21.8	32.6



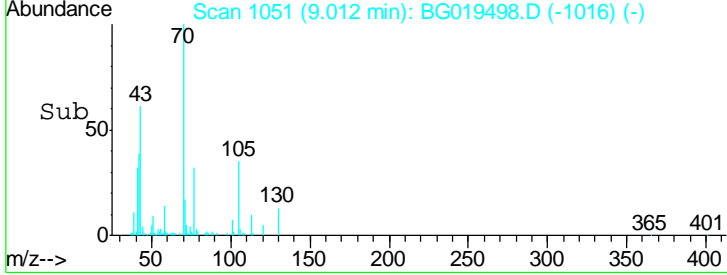
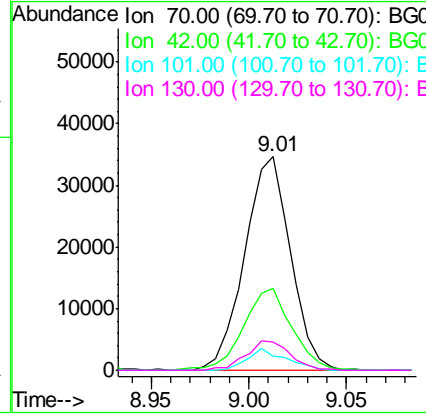
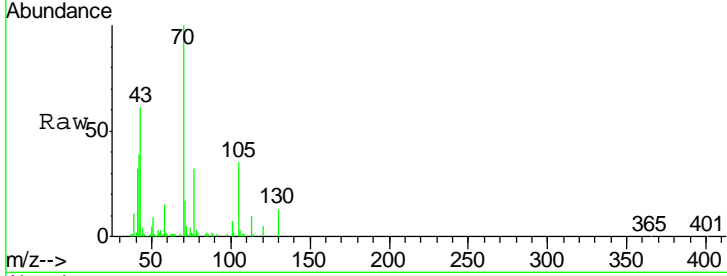




#15  
 N-Nitroso-di-n-propylamine  
 Concen: 21.13 ng/ul  
 RT: 9.01 min Scan# 1051  
 Delta R.T. 0.01 min  
 Lab File: BG019498.D  
 Acq: 29 Oct 2015 2:08

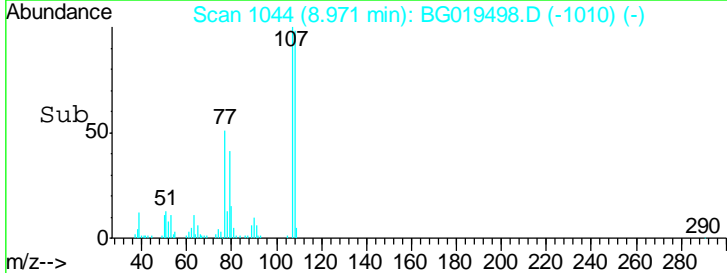
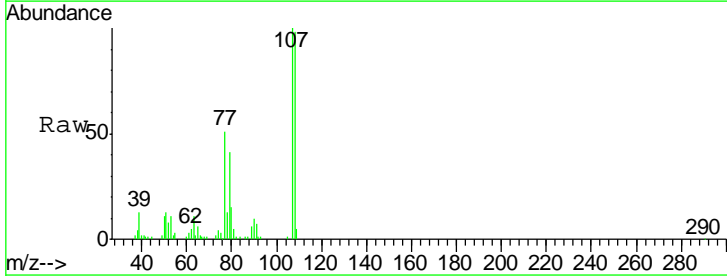
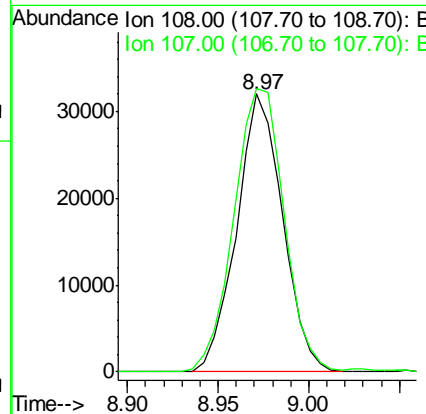
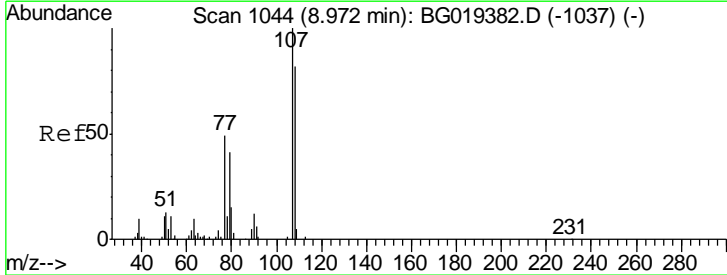
**Instrument :**  
 BNA\_G  
**ClientSampled :**  
 COAP8

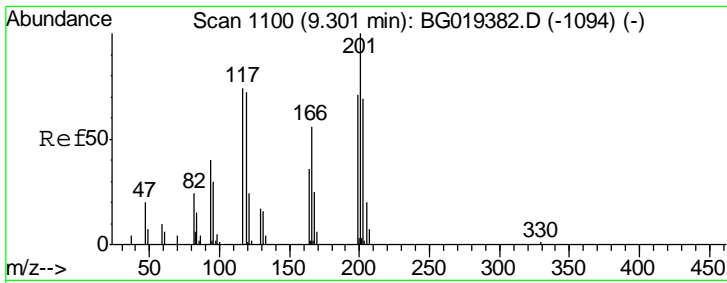
Tgt Ion	Resp	Lower	Upper
70	100		
42	38.6	36.6	55.0
101	6.8	5.8	8.8
130	13.1	14.6	22.0#



#16  
 4-Methylphenol  
 Concen: 21.52 ng/ul  
 RT: 8.97 min Scan# 1044  
 Delta R.T. -0.00 min  
 Lab File: BG019498.D  
 Acq: 29 Oct 2015 2:08

Tgt Ion	Resp	Lower	Upper
108	100		
107	101.8	85.4	128.2

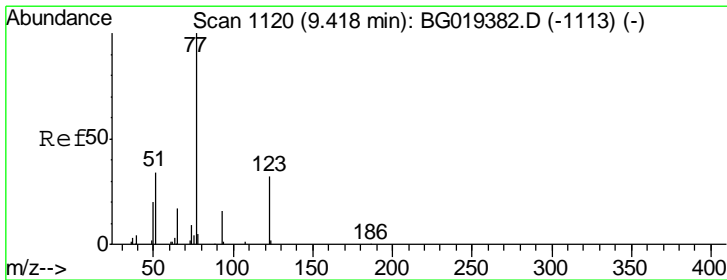
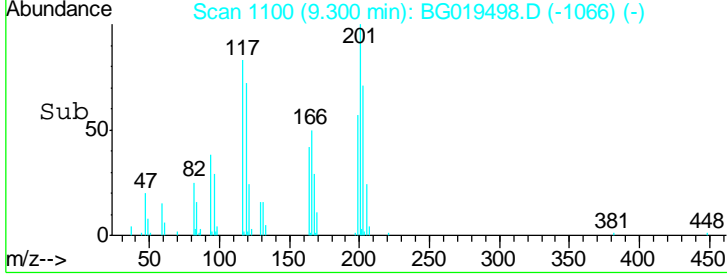
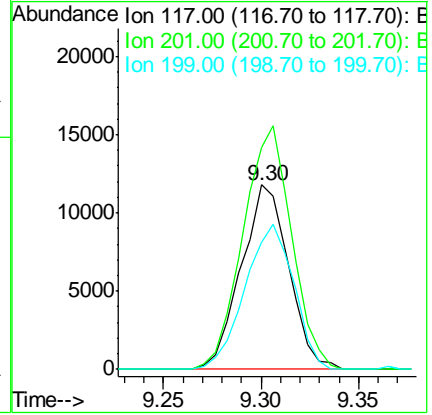
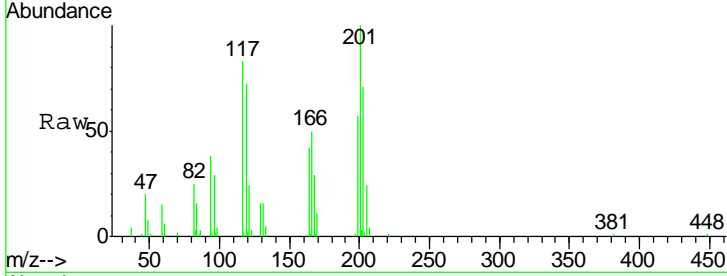




#17  
 Hexachloroethane  
 Concen: 19.41 ng/ul  
 RT: 9.30 min Scan# 1100  
 Delta R.T. -0.00 min  
 Lab File: BG019498.D  
 Acq: 29 Oct 2015 2:08

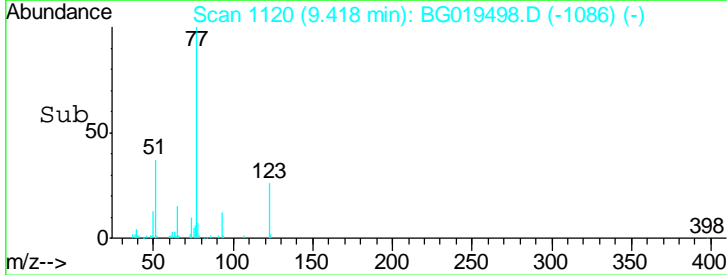
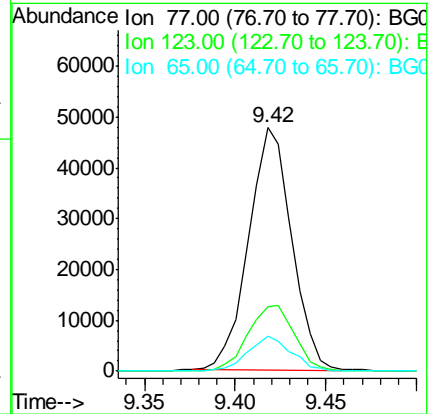
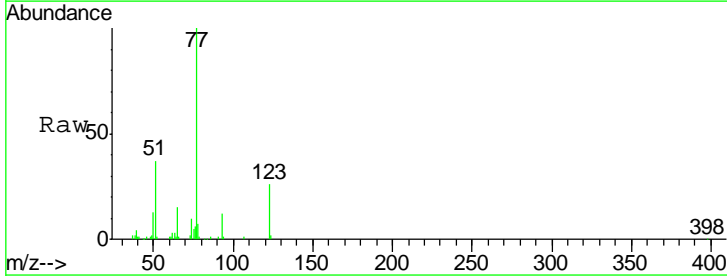
Instrument :  
 BNA\_G  
 ClientSampled :  
 COAP8

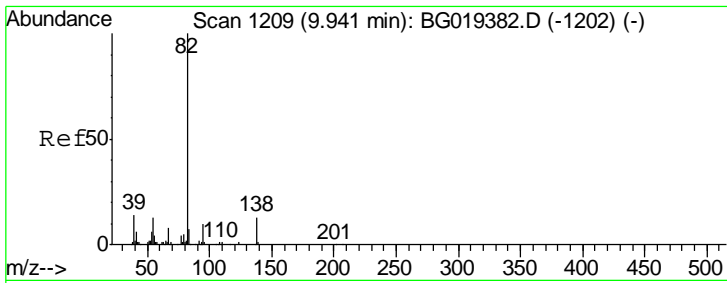
Tgt Ion	Resp	Lower	Upper
117	19855		
117	100		
201	117.2	101.4	152.0
199	67.0	71.7	107.5#



#20  
 Nitrobenzene  
 Concen: 19.21 ng/ul  
 RT: 9.42 min Scan# 1120  
 Delta R.T. -0.00 min  
 Lab File: BG019498.D  
 Acq: 29 Oct 2015 2:08

Tgt Ion	Resp	Lower	Upper
77	78899		
77	100		
123	26.2	23.4	35.2
65	14.5	11.6	17.4

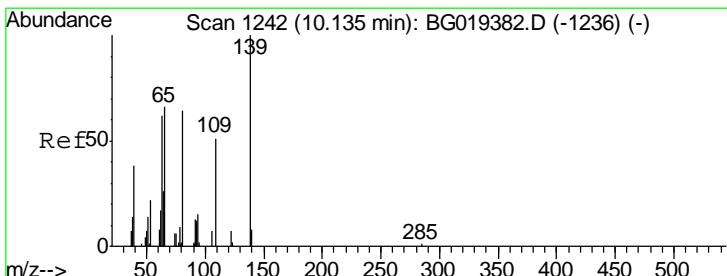
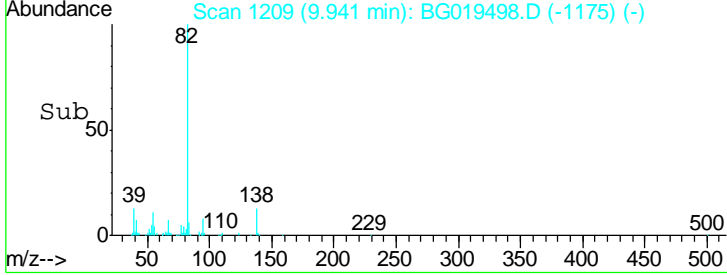
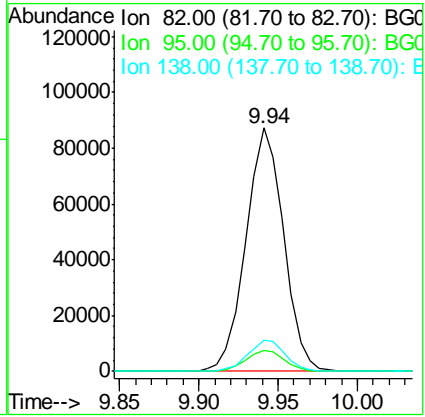
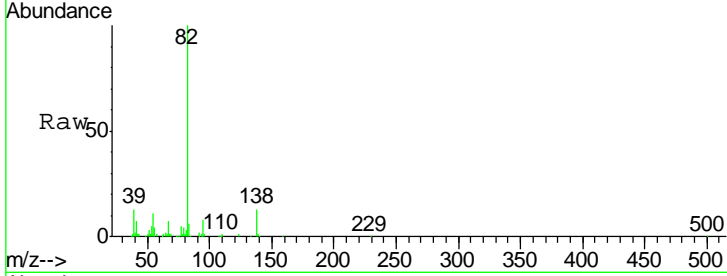




#21  
 Isophorone  
 Concen: 19.35 ng/ul  
 RT: 9.94 min Scan# 1209  
 Delta R.T. -0.00 min  
 Lab File: BG019498.D  
 Acq: 29 Oct 2015 2:08

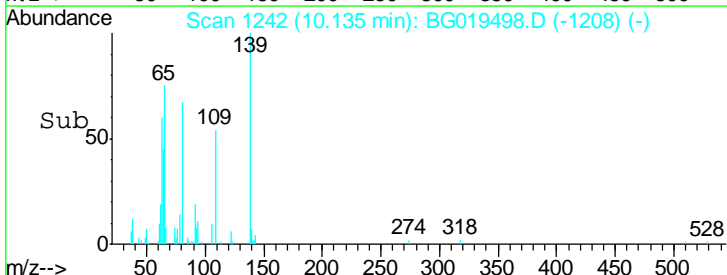
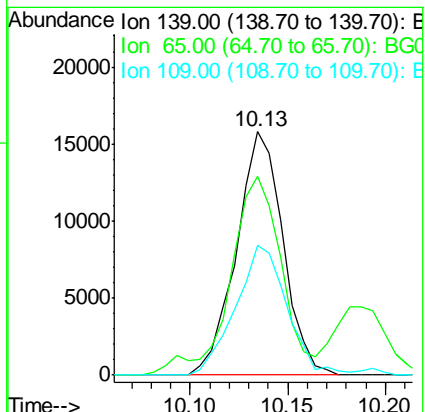
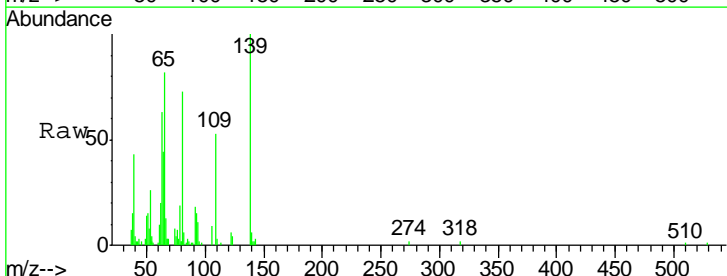
**Instrument :**  
 BNA\_G  
**ClientSampled :**  
 C0AP8

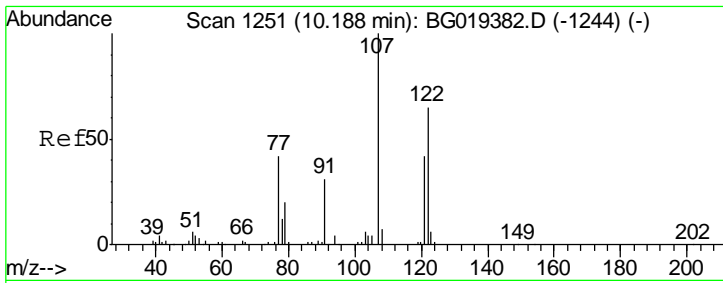
Tgt Ion	Resp	Lower	Upper
82	144014		
95	8.5	6.7	10.1
138	12.8	10.8	16.2



#23  
 2-Nitrophenol  
 Concen: 18.43 ng/ul  
 RT: 10.13 min Scan# 1242  
 Delta R.T. -0.00 min  
 Lab File: BG019498.D  
 Acq: 29 Oct 2015 2:08

Tgt Ion	Resp	Lower	Upper
139	26108		
65	81.6	51.0	76.4#
109	53.0	50.6	75.8

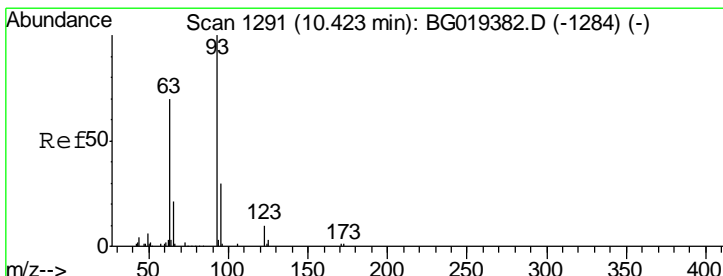
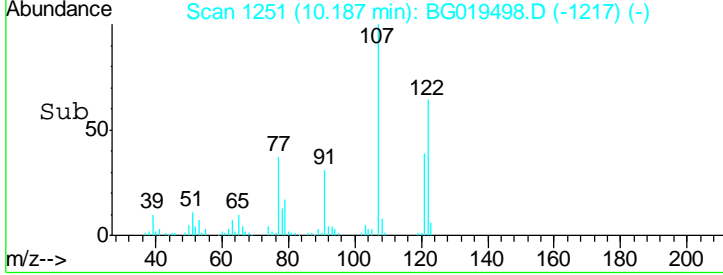
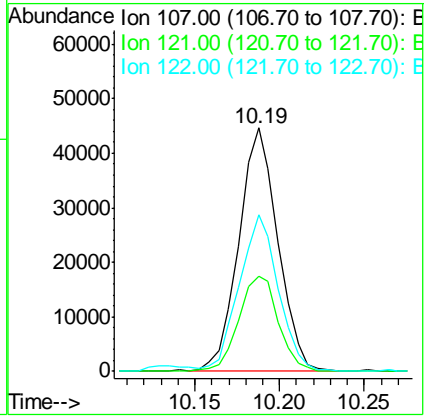
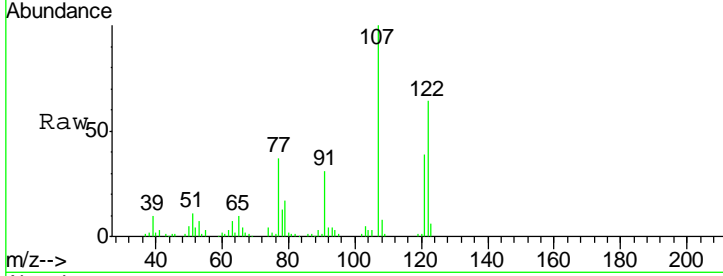




#24  
 2,4-Dimethylphenol  
 Concen: 19.39 ng/ul  
 RT: 10.19 min Scan# 1251  
 Delta R.T. -0.00 min  
 Lab File: BG019498.D  
 Acq: 29 Oct 2015 2:08

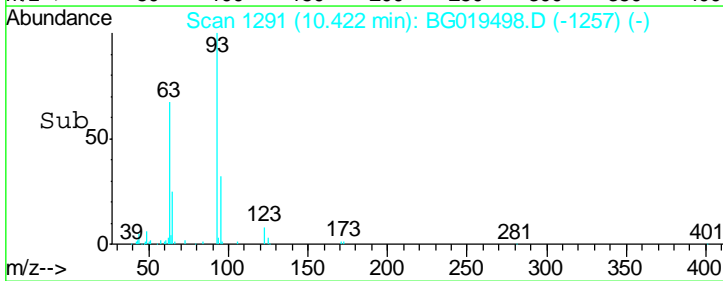
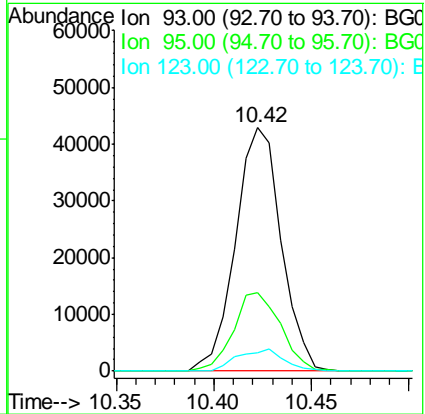
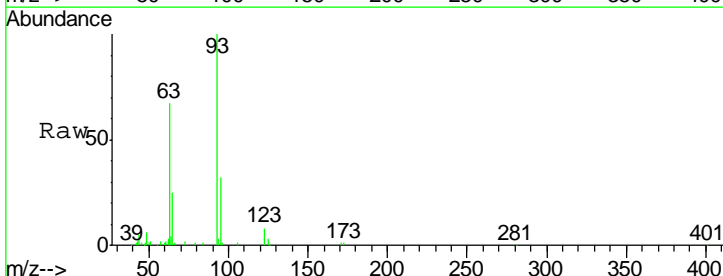
Instrument :  
 BNA\_G  
 ClientSampled :  
 COAP8

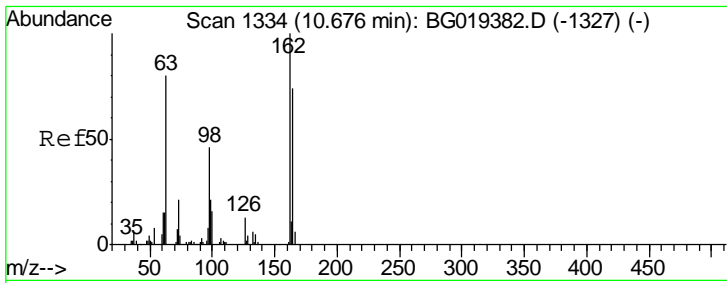
Tgt Ion	Resp	Lower	Upper
107	71764		
121	39.1	33.0	49.4
122	64.1	54.2	81.2



#25  
 Bis(2-Chloroethoxy)methane  
 Concen: 19.72 ng/ul  
 RT: 10.42 min Scan# 1291  
 Delta R.T. -0.00 min  
 Lab File: BG019498.D  
 Acq: 29 Oct 2015 2:08

Tgt Ion	Resp	Lower	Upper
93	69454		
95	32.3	26.1	39.1
123	7.7	8.2	12.2#

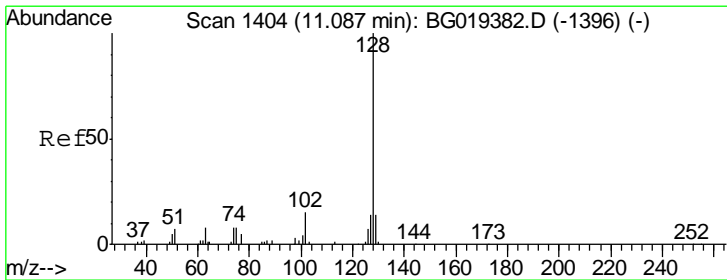
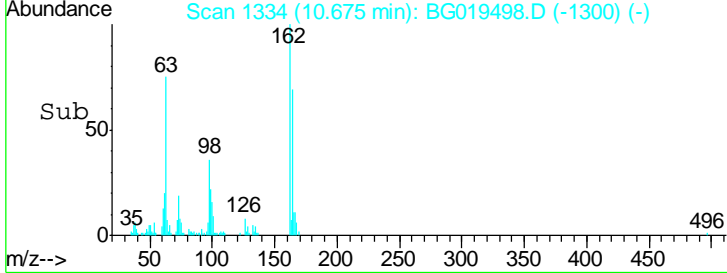
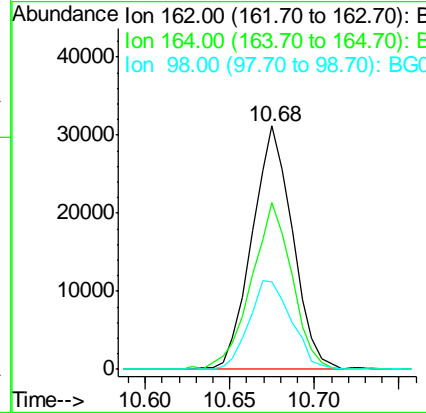
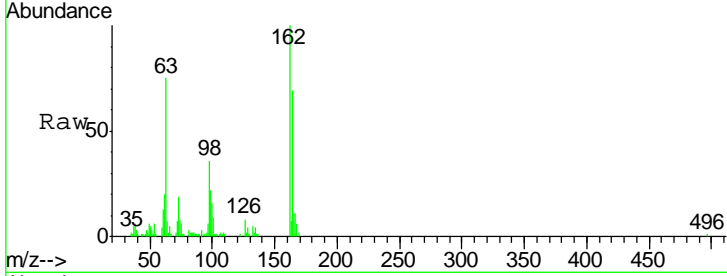




#27  
 2,4-Dichlorophenol  
 Concen: 20.11 ng/ul  
 RT: 10.68 min Scan# 1334  
 Delta R.T. -0.00 min  
 Lab File: BG019498.D  
 Acq: 29 Oct 2015 2:08

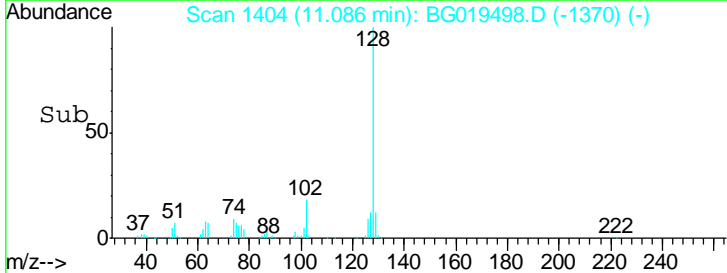
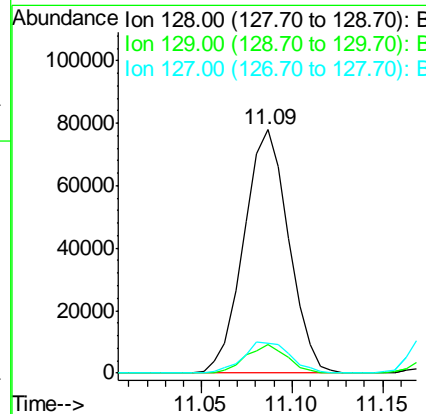
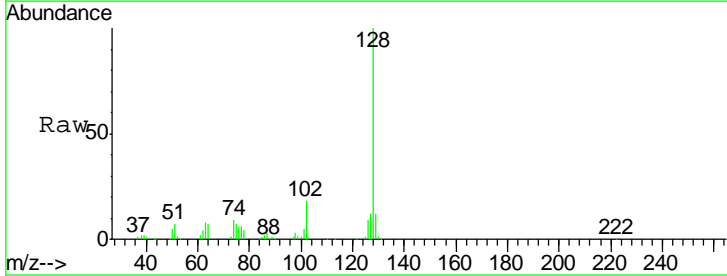
Instrument :  
 BNA\_G  
 ClientSampled :  
 C0AP8

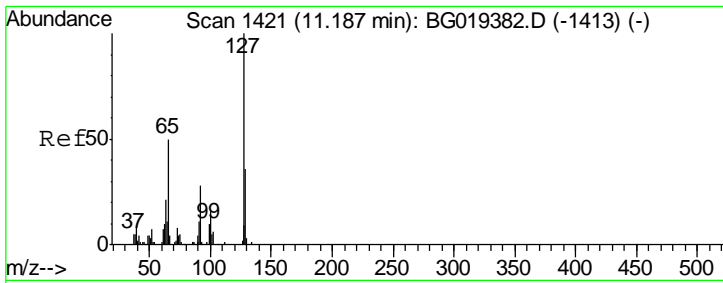
Tgt Ion	Resp	Lower	Upper
162	51992		
164	68.5	52.1	78.1
98	36.0	26.9	40.3



#28  
 Naphthalene  
 Concen: 18.72 ng/ul  
 RT: 11.09 min Scan# 1404  
 Delta R.T. -0.00 min  
 Lab File: BG019498.D  
 Acq: 29 Oct 2015 2:08

Tgt Ion	Resp	Lower	Upper
128	133909		
129	11.7	8.9	13.3
127	12.3	13.1	19.7#

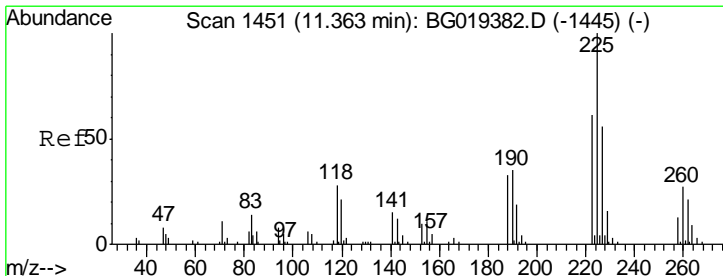
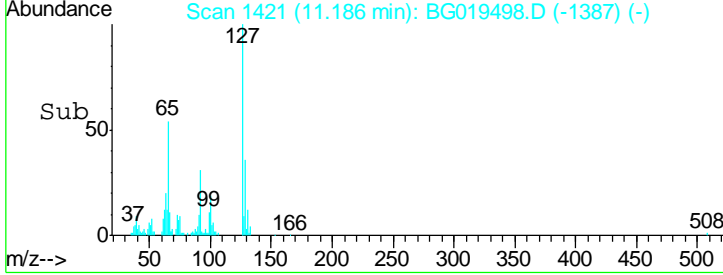
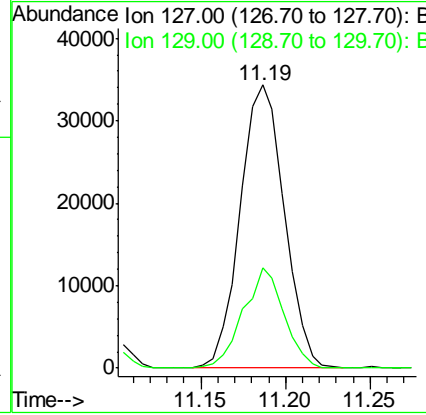
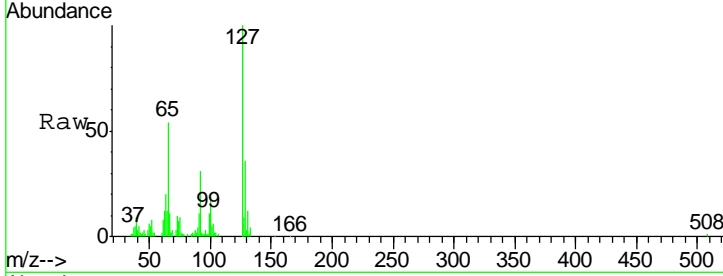




#30  
 4-Chloroaniline  
 Concen: 21.67 ng/ul  
 RT: 11.19 min Scan# 1421  
 Delta R.T. -0.00 min  
 Lab File: BG019498.D  
 Acq: 29 Oct 2015 2:08

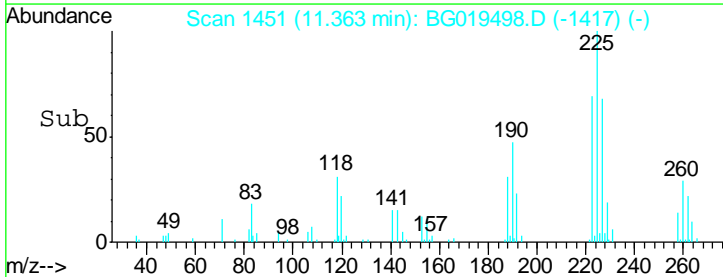
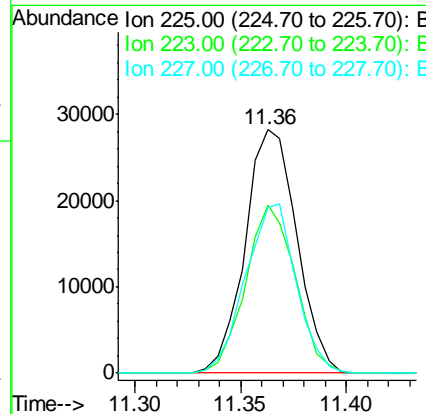
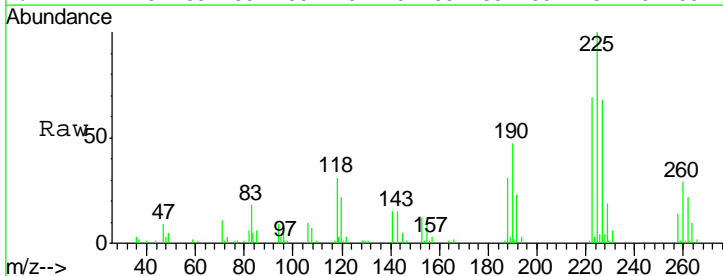
Instrument :  
 BNA\_G  
 ClientSampled :  
 C0AP8

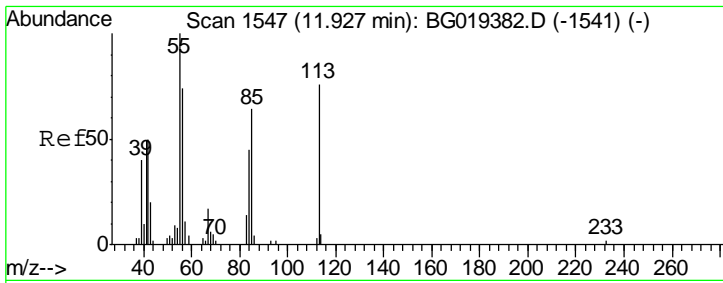
Tgt Ion	Resp	Lower	Upper
127	100		
129	35.6	24.6	36.8



#31  
 Hexachlorobutadiene  
 Concen: 18.13 ng/ul  
 RT: 11.36 min Scan# 1451  
 Delta R.T. -0.00 min  
 Lab File: BG019498.D  
 Acq: 29 Oct 2015 2:08

Tgt Ion	Resp	Lower	Upper
225	100		
223	71.7	56.2	84.2
227	67.9	51.3	76.9

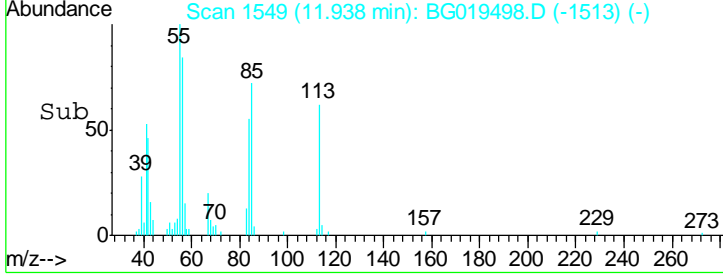
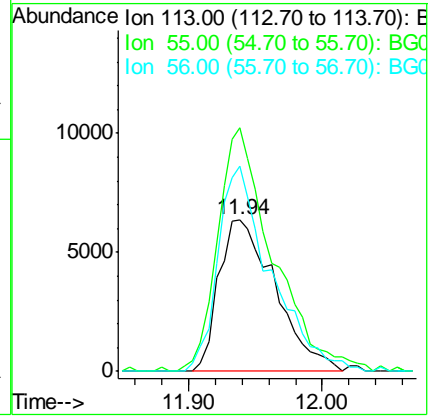
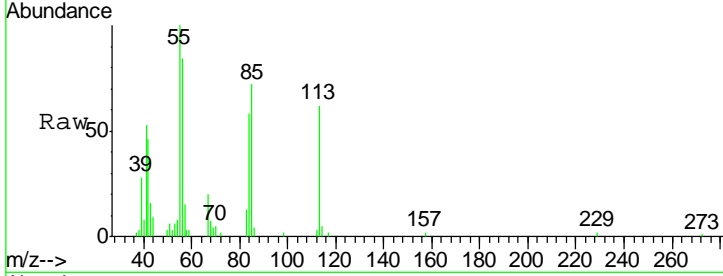




#32  
 Caprolactam  
 Concen: 20.31 ng/ul  
 RT: 11.94 min Scan# 1549  
 Delta R.T. 0.01 min  
 Lab File: BG019498.D  
 Acq: 29 Oct 2015 2:08

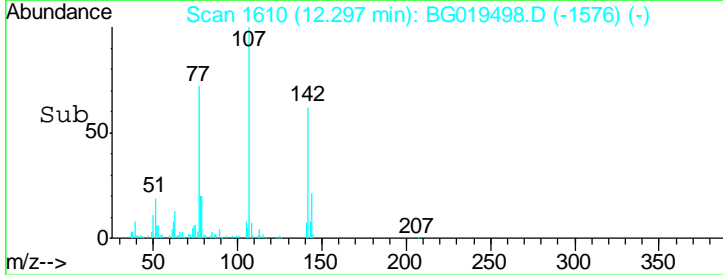
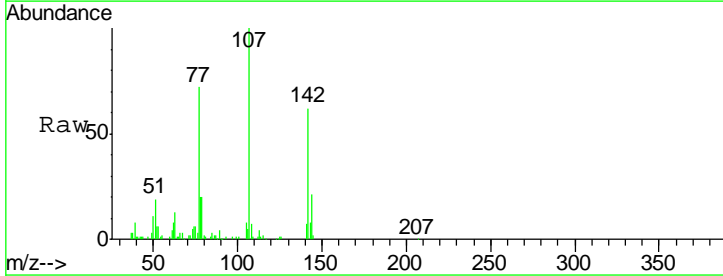
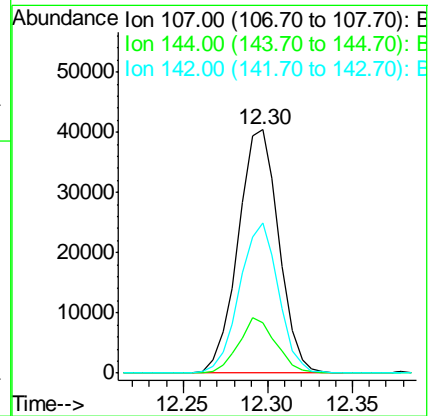
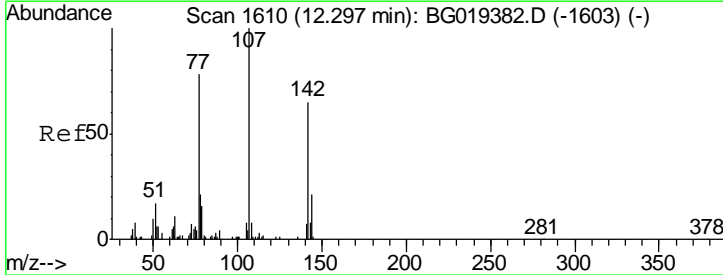
Instrument :  
 BNA\_G  
 ClientSampled :  
 C0AP8

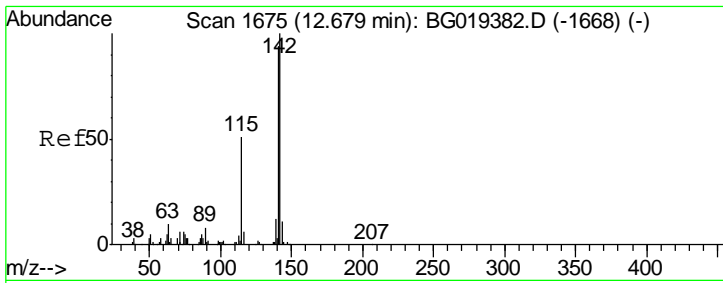
Tgt Ion	Resp	Lower	Upper
113	18823		
55	160.5	93.1	139.7#
56	134.9	79.9	119.9#



#33  
 4-Chloro-3-methylphenol  
 Concen: 19.51 ng/ul  
 RT: 12.30 min Scan# 1610  
 Delta R.T. -0.00 min  
 Lab File: BG019498.D  
 Acq: 29 Oct 2015 2:08

Tgt Ion	Resp	Lower	Upper
107	67730		
144	20.9	13.0	19.6#
142	61.7	47.0	70.6

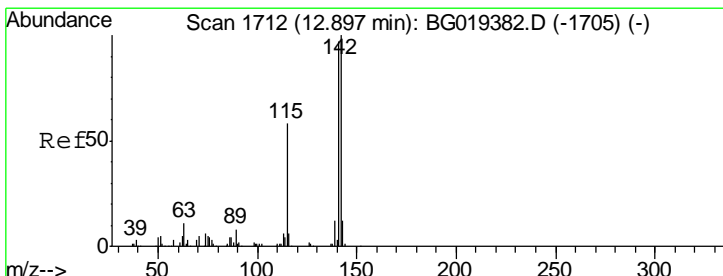
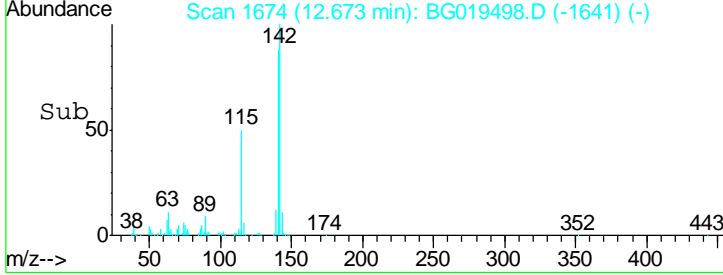
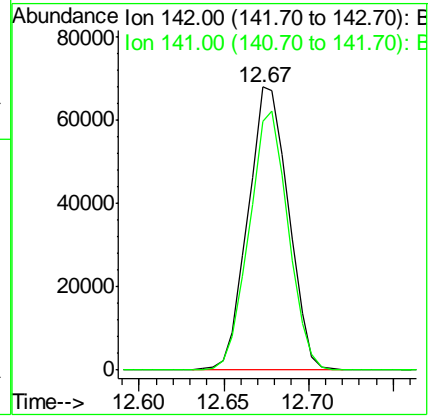
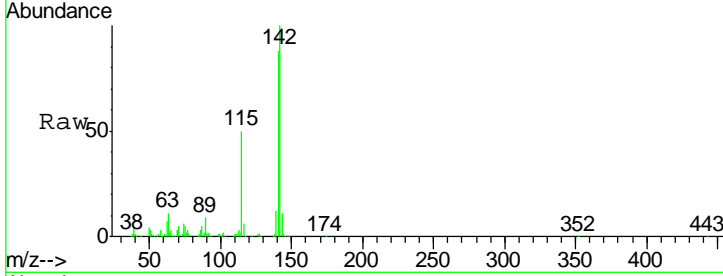




#34  
 2-Methylnaphthalene  
 Concen: 19.77 ng/ul  
 RT: 12.67 min Scan# 1674  
 Delta R.T. -0.01 min  
 Lab File: BG019498.D  
 Acq: 29 Oct 2015 2:08

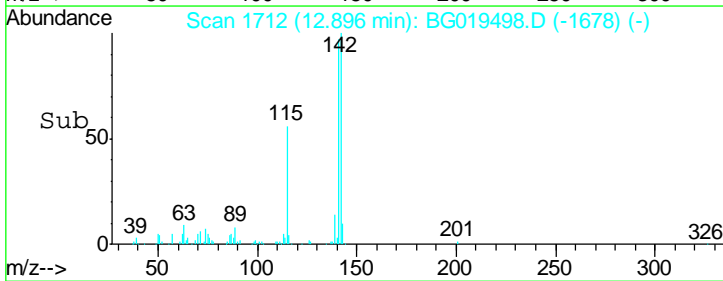
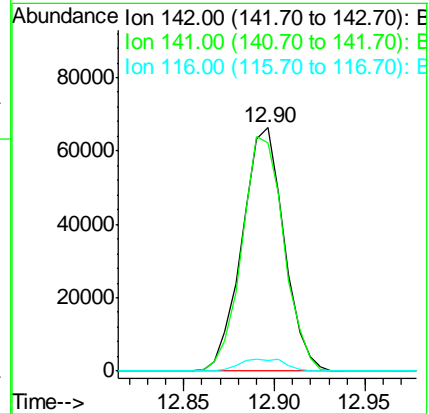
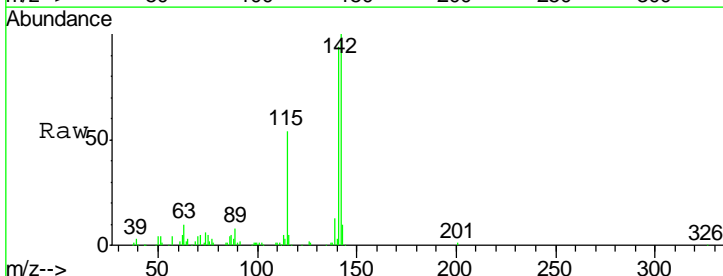
Instrument :  
 BNA\_G  
 ClientSampled :  
 COAP8

Tgt Ion	Resp	Lower	Upper
142	113670		
141	87.9	73.4	110.2

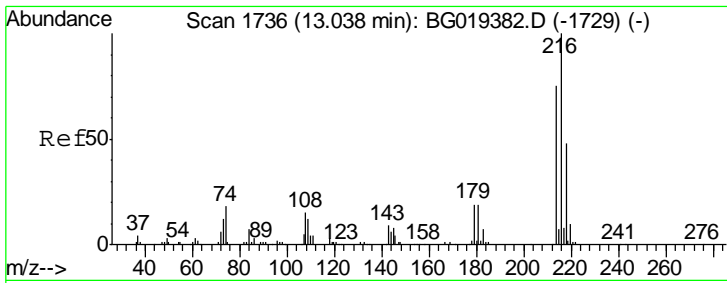


#35  
 1-Methylnaphthalene  
 Concen: 19.60 ng/ul  
 RT: 12.90 min Scan# 1712  
 Delta R.T. -0.00 min  
 Lab File: BG019498.D  
 Acq: 29 Oct 2015 2:08

Tgt Ion	Resp	Lower	Upper
142	106595		
141	93.9	76.5	114.7
116	4.6	5.4	8.0#



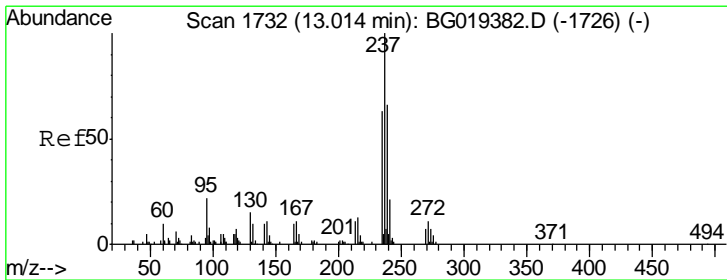
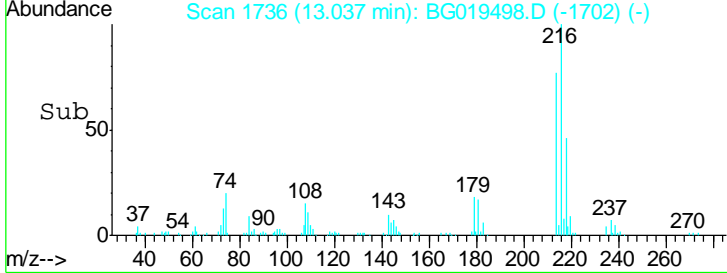
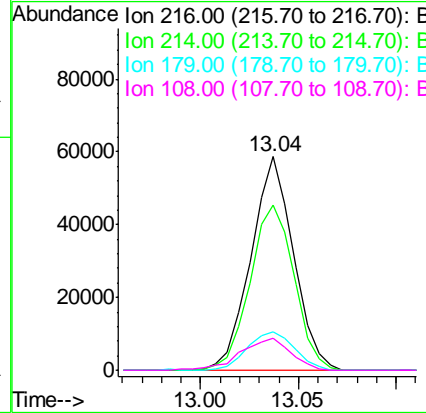
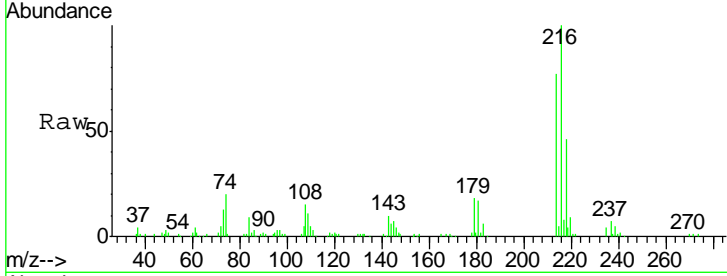




#37  
 1,2,4,5-Tetrachlorobenzene  
 Concen: 19.41 ng/ul  
 RT: 13.04 min Scan# 1736  
 Delta R.T. -0.00 min  
 Lab File: BG019498.D  
 Acq: 29 Oct 2015 2:08

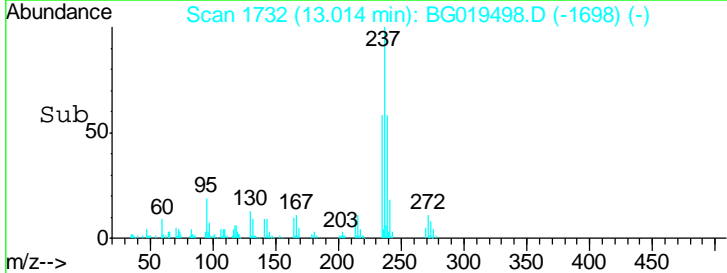
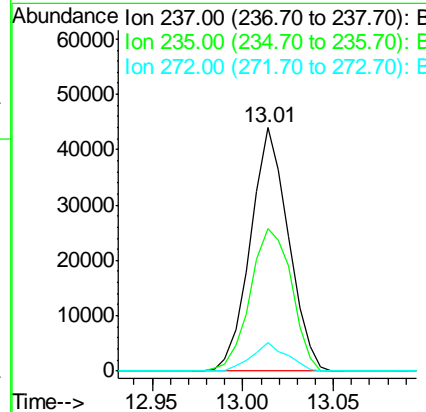
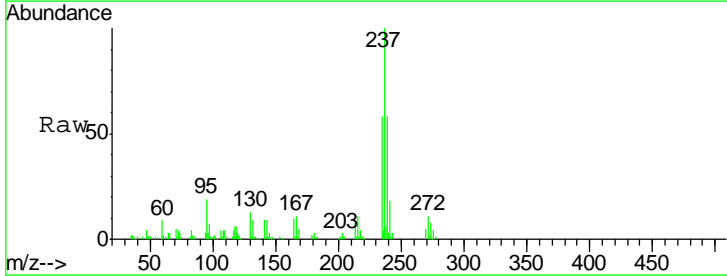
Instrument :  
 BNA\_G  
 ClientSampled :  
 COAP8

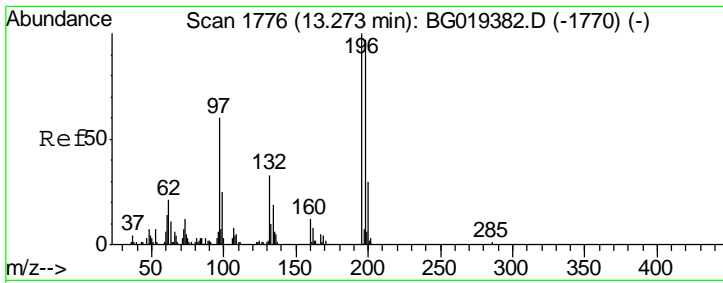
Tgt Ion	Resp	Lower	Upper
216	100		
214	77.2	62.2	93.2
179	18.1	18.7	28.1#
108	15.1	12.2	18.4



#38  
 Hexachlorocyclopentadiene  
 Concen: 19.00 ng/ul  
 RT: 13.01 min Scan# 1732  
 Delta R.T. -0.00 min  
 Lab File: BG019498.D  
 Acq: 29 Oct 2015 2:08

Tgt Ion	Resp	Lower	Upper
237	100		
235	62.6	51.0	76.6
272	11.7	10.1	15.1

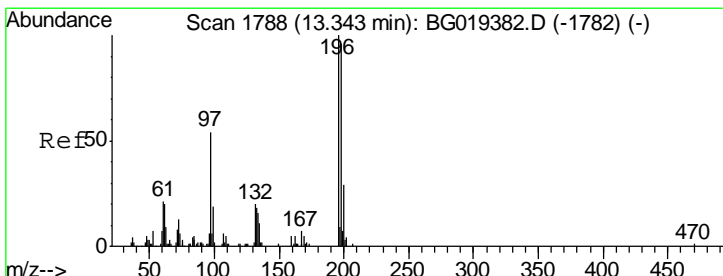
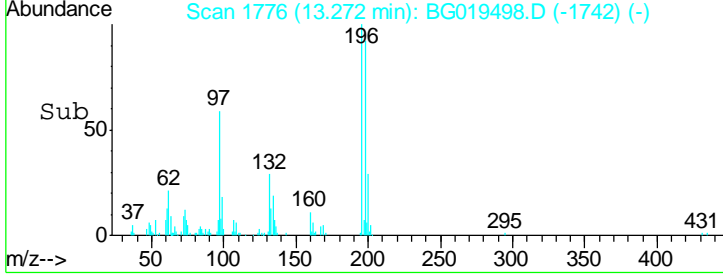
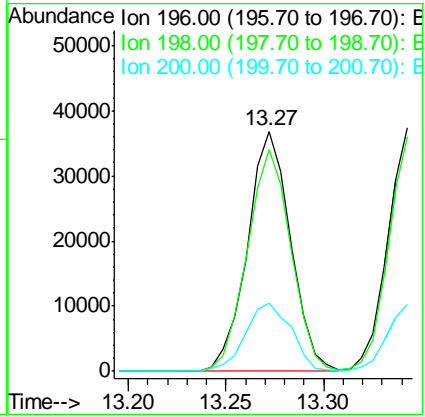
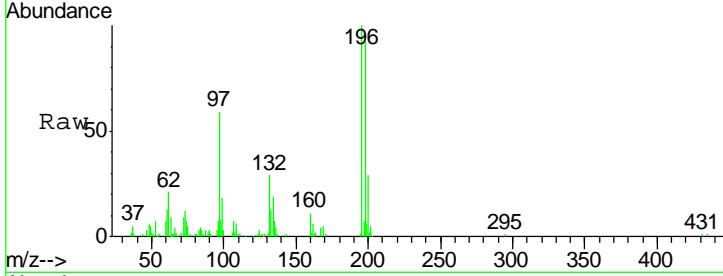




#39  
 2,4,6-Trichlorophenol  
 Concen: 20.93 ng/ul  
 RT: 13.27 min Scan# 1776  
 Delta R.T. -0.00 min  
 Lab File: BG019498.D  
 Acq: 29 Oct 2015 2:08

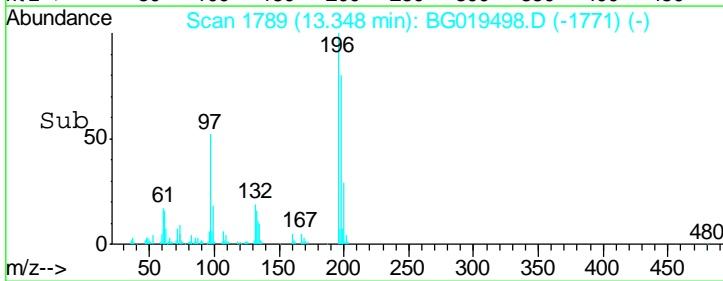
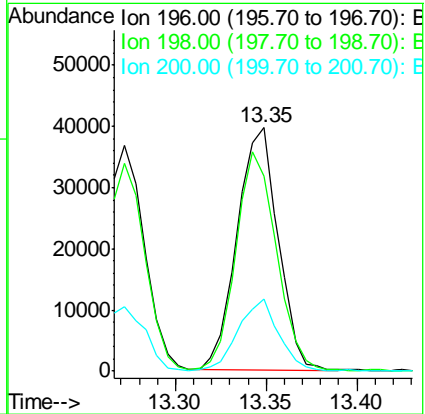
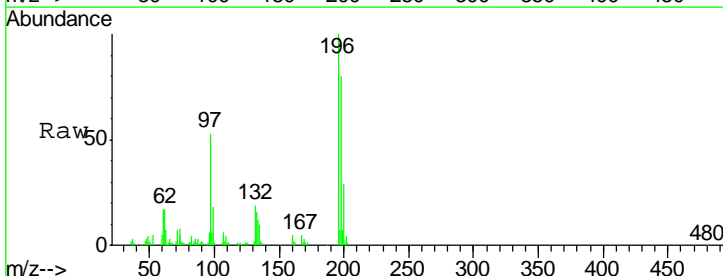
Instrument :  
 BNA\_G  
 ClientSampled :  
 COAP8

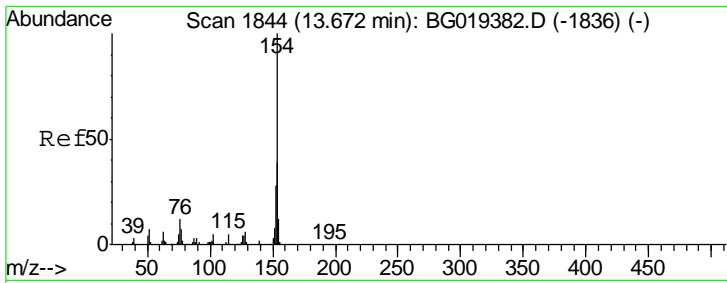
Tgt Ion	Resp	Lower	Upper
196	56381		
198	92.3	69.4	104.2
200	28.7	25.4	38.0



#40  
 2,4,5-Trichlorophenol  
 Concen: 21.16 ng/ul  
 RT: 13.35 min Scan# 1789  
 Delta R.T. 0.01 min  
 Lab File: BG019498.D  
 Acq: 29 Oct 2015 2:08

Tgt Ion	Resp	Lower	Upper
196	62547		
198	80.1	75.8	113.8
200	30.9	22.6	33.8

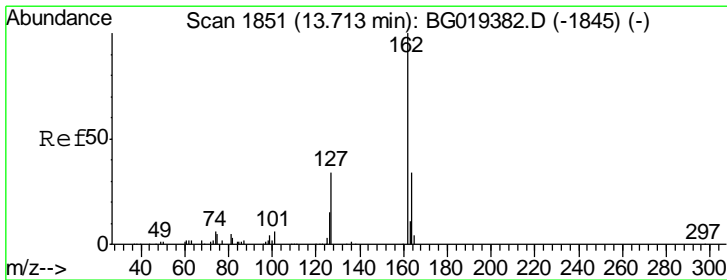
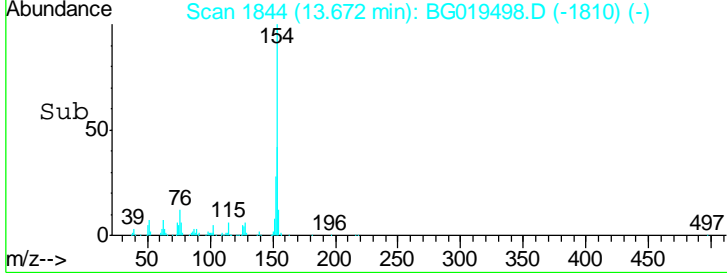
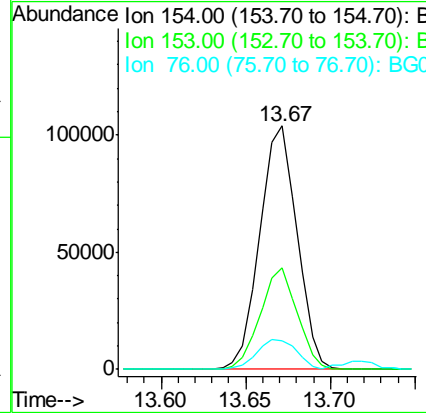
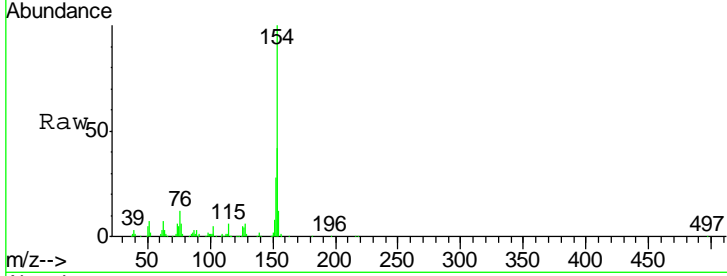




#41  
 1,1'-Biphenyl  
 Concen: 20.31 ng/ul  
 RT: 13.67 min Scan# 1844  
 Delta R.T. -0.00 min  
 Lab File: BG019498.D  
 Acq: 29 Oct 2015 2:08

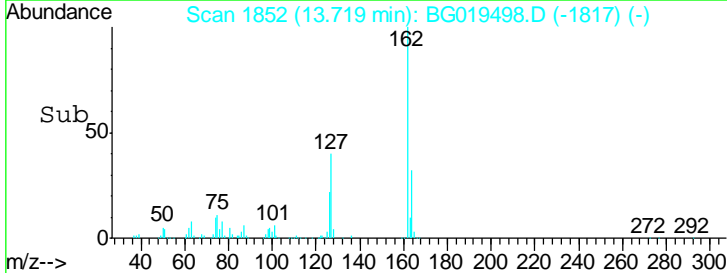
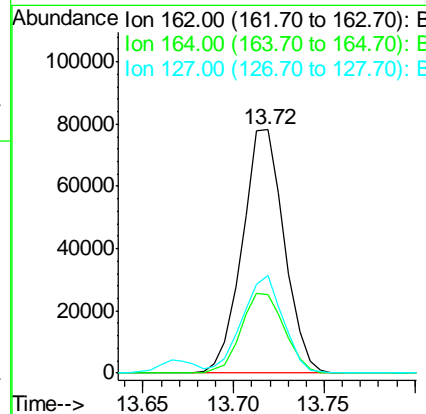
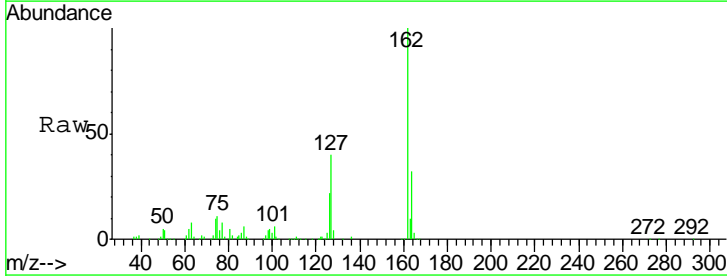
Instrument :  
 BNA\_G  
 ClientSampled :  
 C0AP8

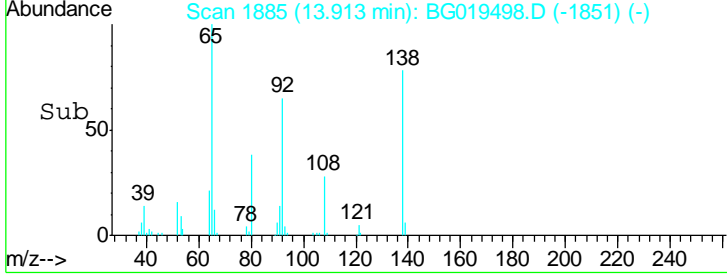
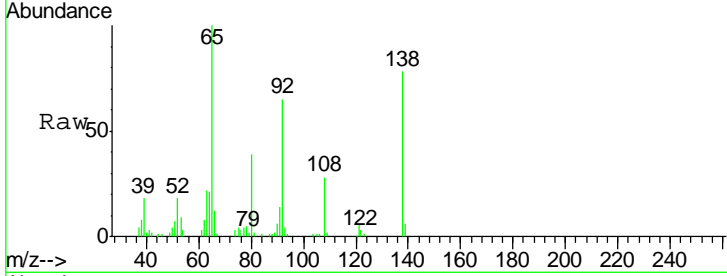
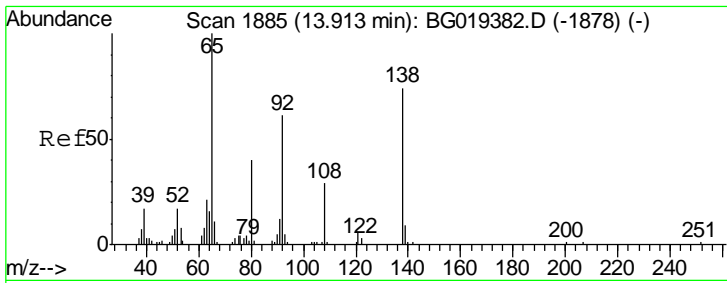
Tgt Ion	Resp	Lower	Upper
154	158730		
153	41.9	32.8	49.2
76	11.9	7.7	11.5#



#42  
 2-Chloronaphthalene  
 Concen: 20.60 ng/ul  
 RT: 13.72 min Scan# 1852  
 Delta R.T. 0.01 min  
 Lab File: BG019498.D  
 Acq: 29 Oct 2015 2:08

Tgt Ion	Resp	Lower	Upper
162	125538		
164	32.2	30.1	45.1
127	40.1	32.8	49.2

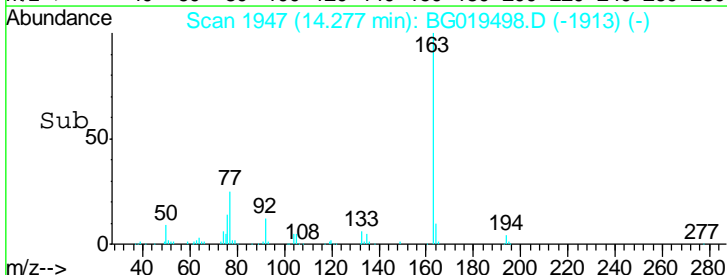
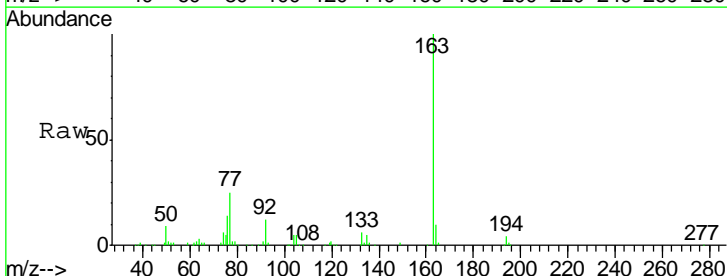
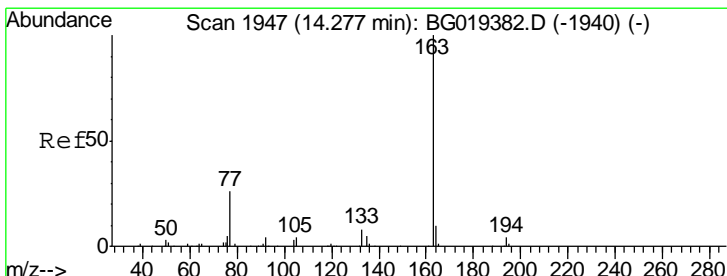
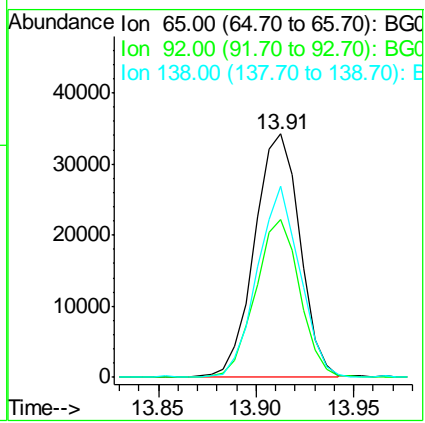




#43  
 2-Nitroaniline  
 Concen: 21.19 ng/ul  
 RT: 13.91 min Scan# 1885  
 Delta R.T. -0.00 min  
 Lab File: BG019498.D  
 Acq: 29 Oct 2015 2:08

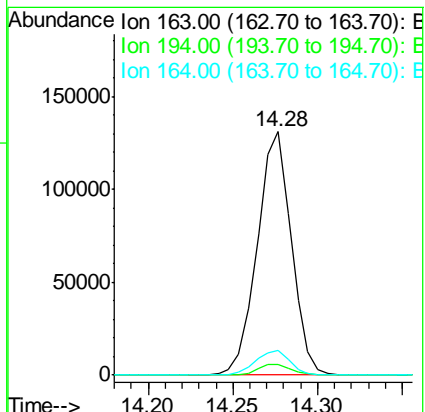
Instrument :  
 BNA\_G  
 ClientSampled :  
 COAP8

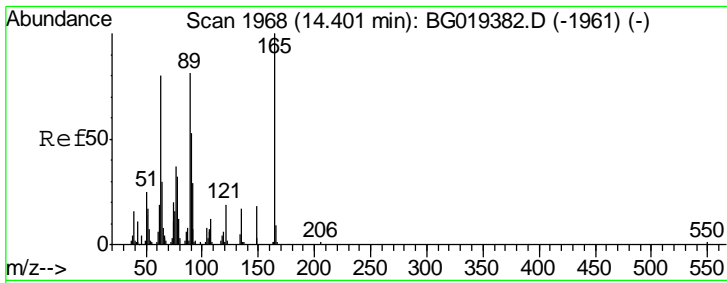
Tgt Ion	Resp	Lower	Upper
65	55233		
92	64.9	54.9	82.3
138	78.4	64.4	96.6



#45  
 Dimethylphthalate  
 Concen: 19.70 ng/ul  
 RT: 14.28 min Scan# 1947  
 Delta R.T. -0.00 min  
 Lab File: BG019498.D  
 Acq: 29 Oct 2015 2:08

Tgt Ion	Resp	Lower	Upper
163	183636		
194	4.4	4.3	6.5
164	10.4	7.5	11.3

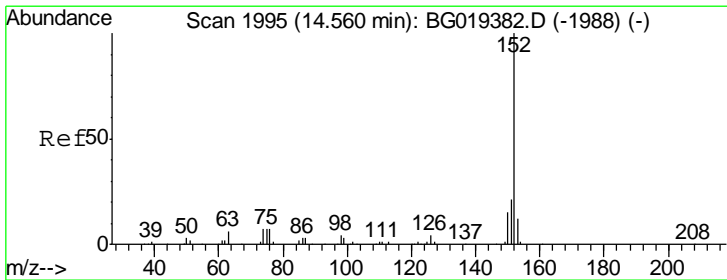
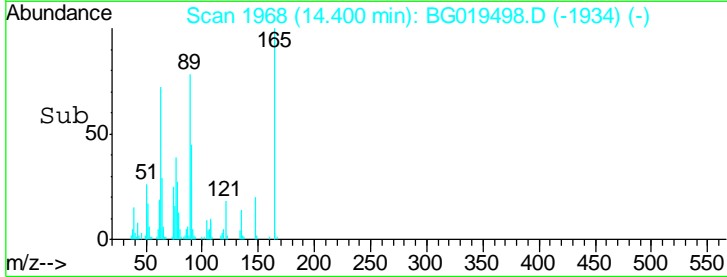
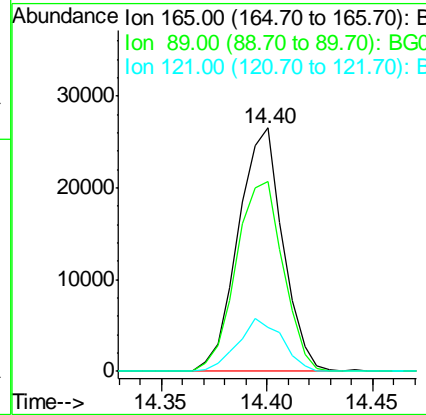
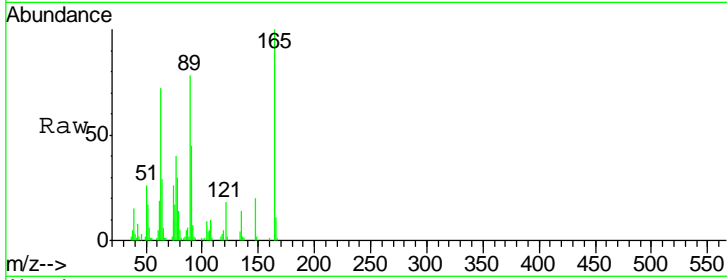




#46  
 2,6-Dinitrotoluene  
 Concen: 20.52 ng/ul  
 RT: 14.40 min Scan# 1968  
 Delta R.T. -0.00 min  
 Lab File: BG019498.D  
 Acq: 29 Oct 2015 2:08

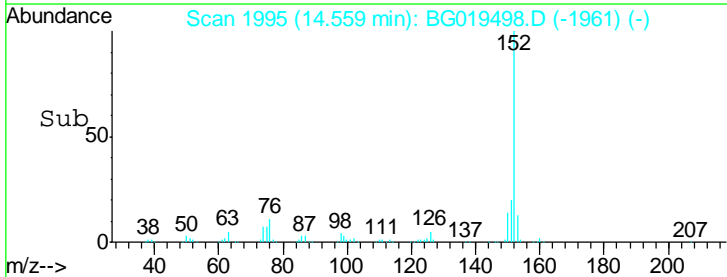
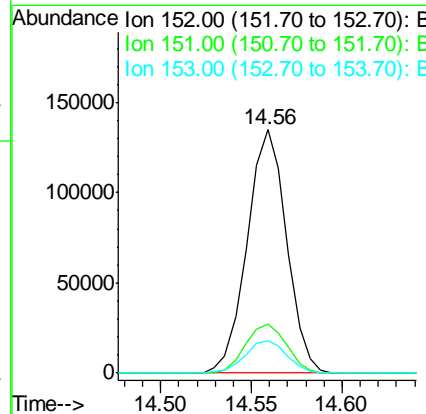
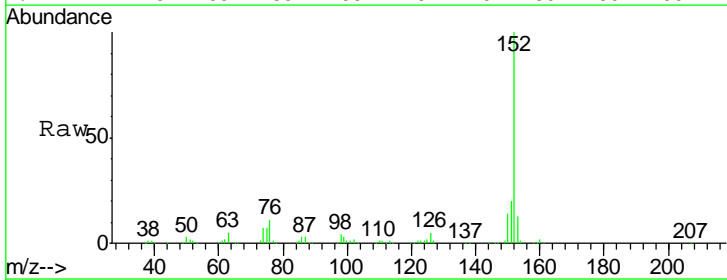
Instrument :  
 BNA\_G  
 ClientSampled :  
 COAP8

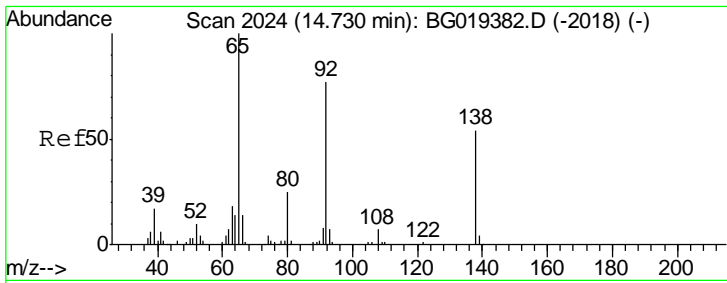
Tgt Ion	Resp	Lower	Upper
165	38714		
89	78.0	66.7	100.1
121	18.0	17.0	25.4



#48  
 Acenaphthylene  
 Concen: 19.69 ng/ul  
 RT: 14.56 min Scan# 1995  
 Delta R.T. -0.00 min  
 Lab File: BG019498.D  
 Acq: 29 Oct 2015 2:08

Tgt Ion	Resp	Lower	Upper
152	203599		
151	20.4	16.9	25.3
153	13.3	10.8	16.2

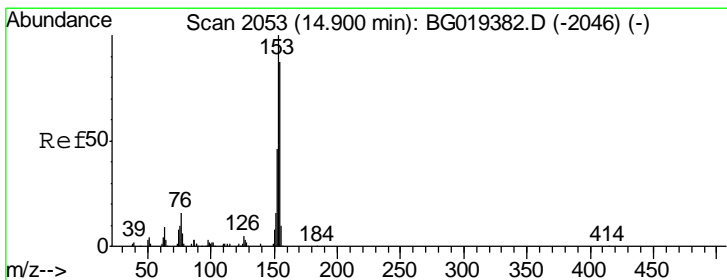
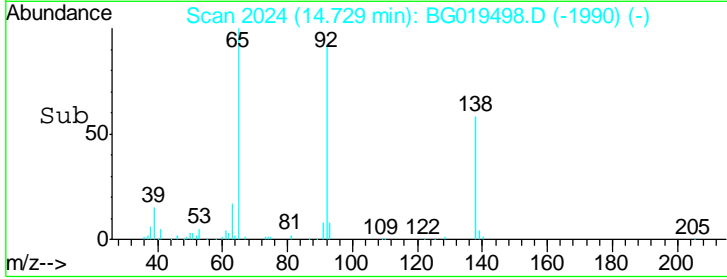
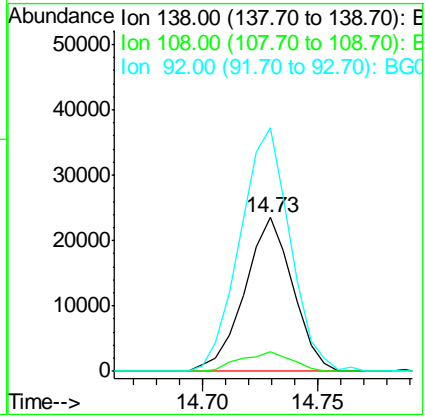
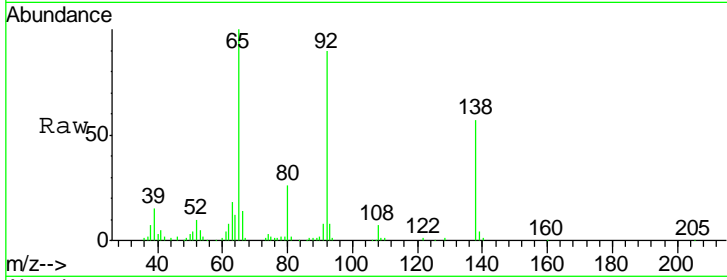




#49  
 3-Nitroaniline  
 Concen: 21.08 ng/ul  
 RT: 14.73 min Scan# 2024  
 Delta R.T. -0.00 min  
 Lab File: BG019498.D  
 Acq: 29 Oct 2015 2:08

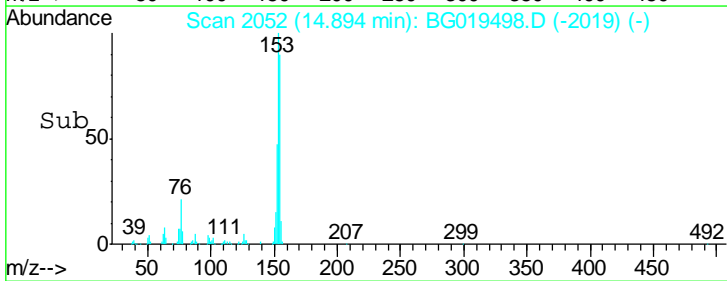
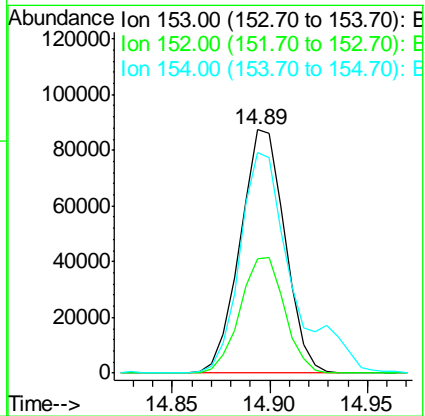
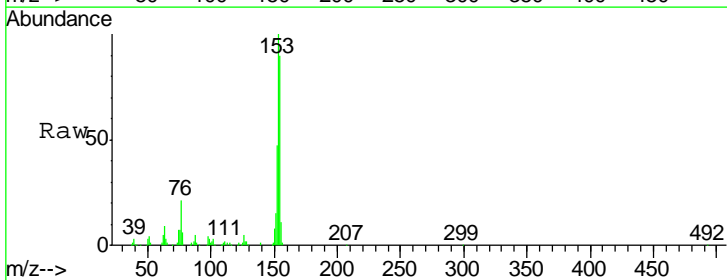
Instrument :  
 BNA\_G  
 ClientSampled :  
 COAP8

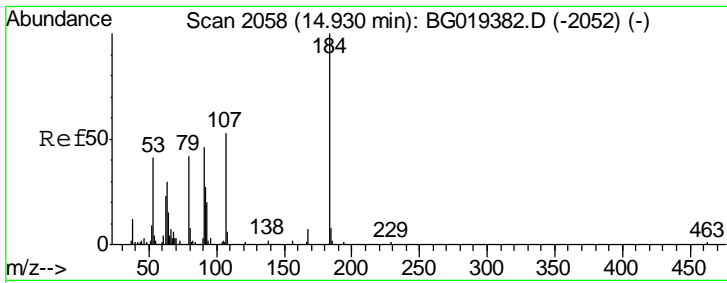
Tgt Ion	Resp	Lower	Upper
138	34236		
108	12.4	11.7	17.5
92	158.5	115.9	173.9



#50  
 Acenaphthene  
 Concen: 19.83 ng/ul  
 RT: 14.89 min Scan# 2052  
 Delta R.T. -0.01 min  
 Lab File: BG019498.D  
 Acq: 29 Oct 2015 2:08

Tgt Ion	Resp	Lower	Upper
153	138484		
152	46.8	38.8	58.2
154	90.4	71.5	107.3

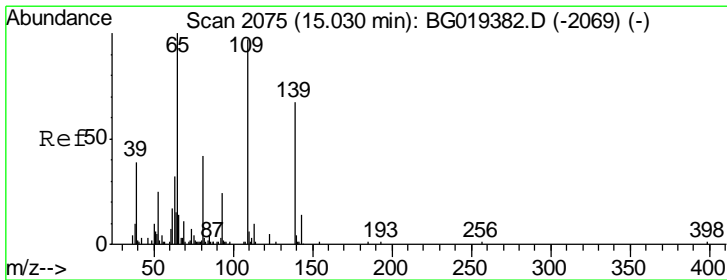
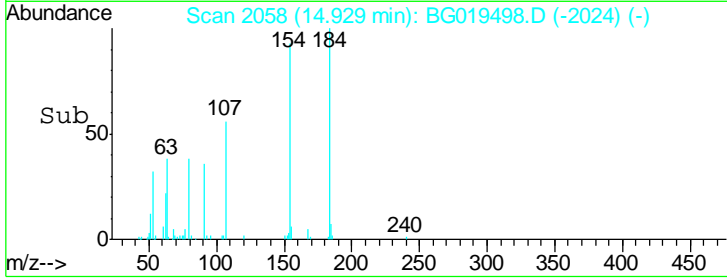
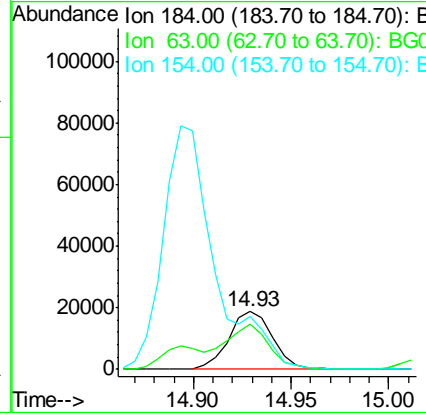
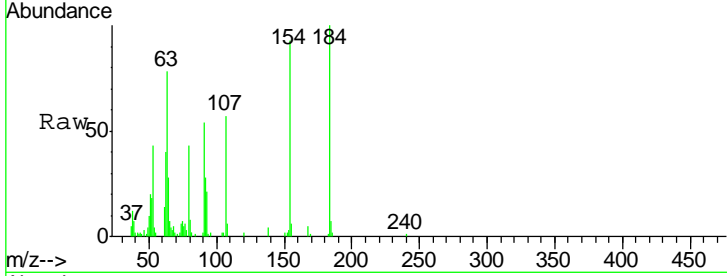




#51  
 2,4-Dinitrophenol  
 Concen: 20.64 ng/ul  
 RT: 14.93 min Scan# 2058  
 Delta R.T. -0.00 min  
 Lab File: BG019498.D  
 Acq: 29 Oct 2015 2:08

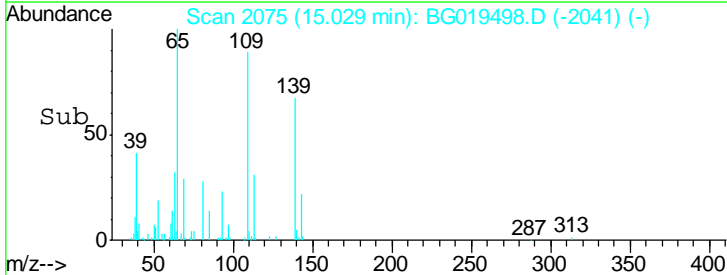
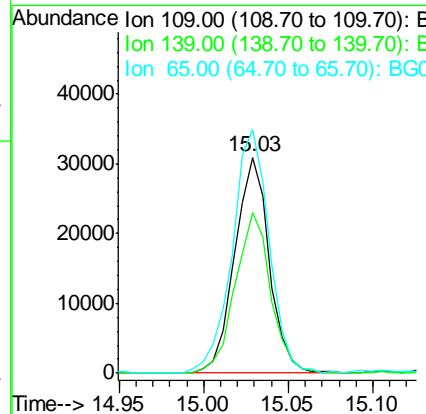
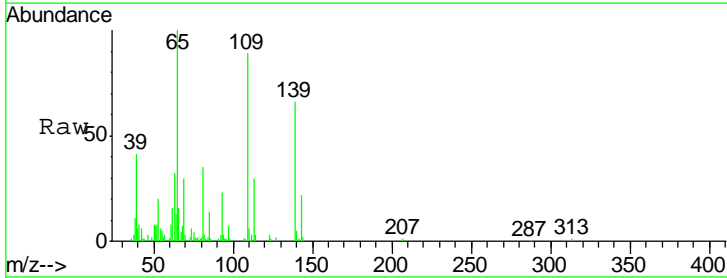
Instrument :  
 BNA\_G  
 ClientSampleId :  
 C0AP8

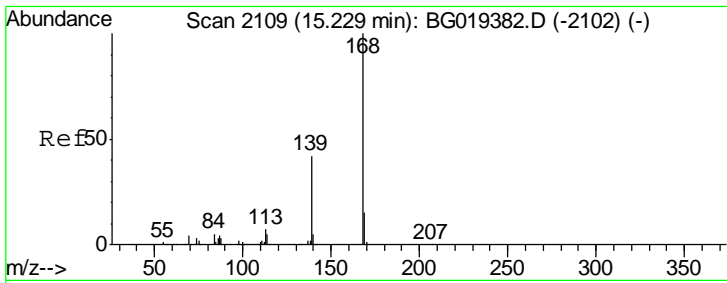
Tgt Ion	Resp	Lower	Upper
184	29281		
63	78.1	52.6	78.8
154	92.6	66.1	99.1



#53  
 4-Nitrophenol  
 Concen: 19.48 ng/ul  
 RT: 15.03 min Scan# 2075  
 Delta R.T. -0.00 min  
 Lab File: BG019498.D  
 Acq: 29 Oct 2015 2:08

Tgt Ion	Resp	Lower	Upper
109	43987		
139	74.2	41.5	62.3#
65	112.9	73.7	110.5#

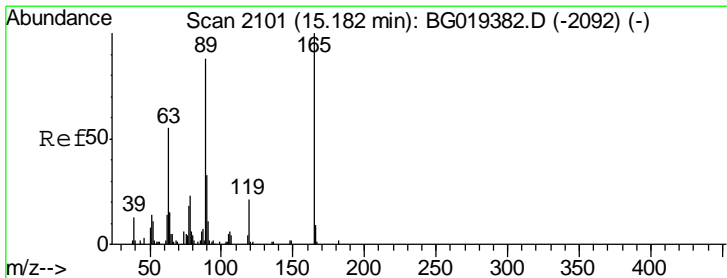
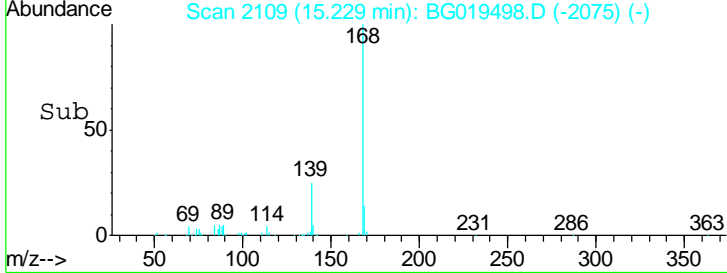
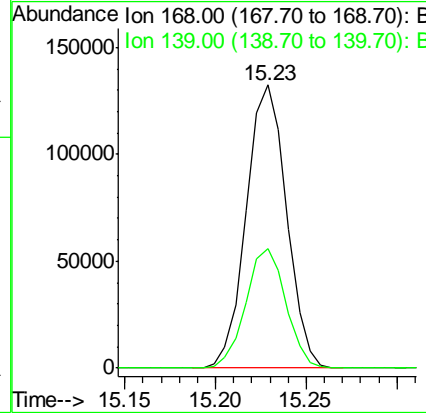
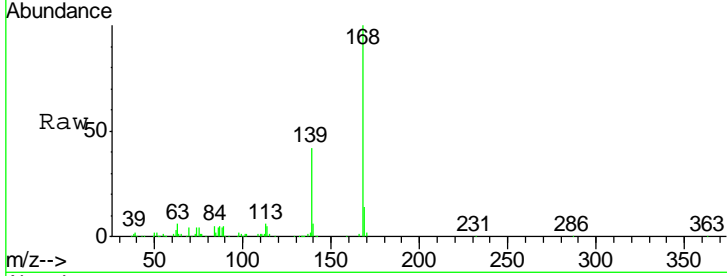




#54  
 Dibenzofuran  
 Concen: 19.91 ng/ul  
 RT: 15.23 min Scan# 2109  
 Delta R.T. -0.00 min  
 Lab File: BG019498.D  
 Acq: 29 Oct 2015 2:08

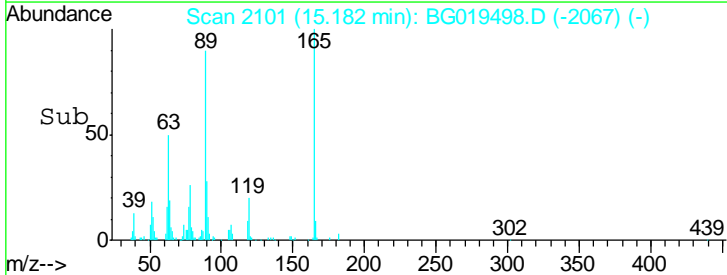
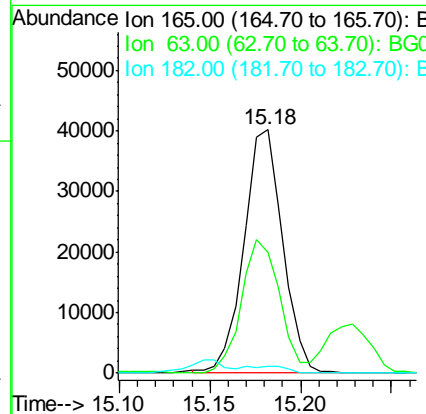
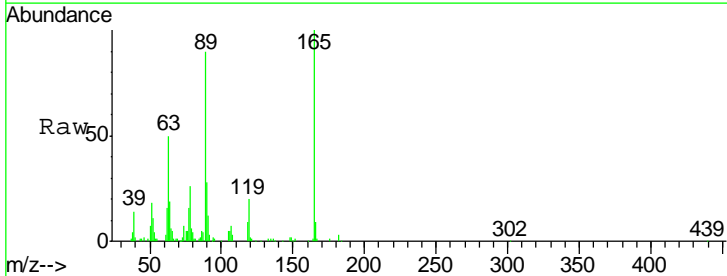
Instrument :  
 BNA\_G  
 ClientSampleId :  
 COAP8

Tgt Ion	Resp	Lower	Upper
168	100		
139	42.4	32.4	48.6

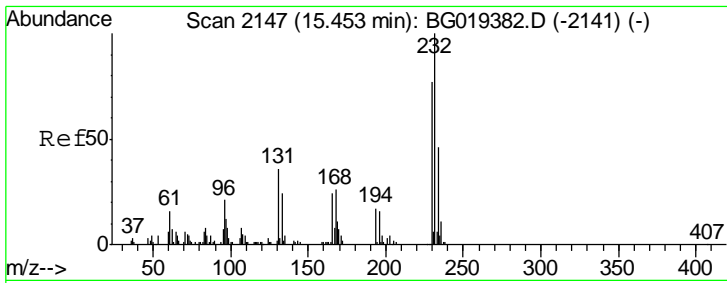


#55  
 2,4-Dinitrotoluene  
 Concen: 20.08 ng/ul  
 RT: 15.18 min Scan# 2101  
 Delta R.T. -0.00 min  
 Lab File: BG019498.D  
 Acq: 29 Oct 2015 2:08

Tgt Ion	Resp	Lower	Upper
165	100		
63	49.7	51.1	76.7#
182	2.8	3.3	4.9#



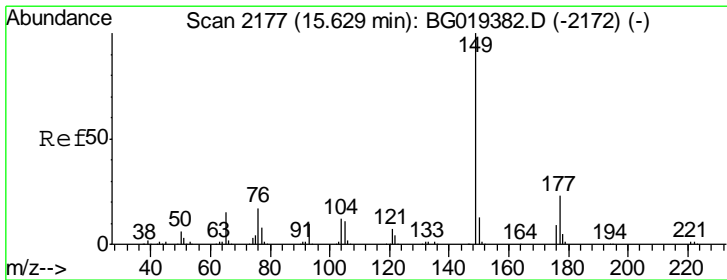
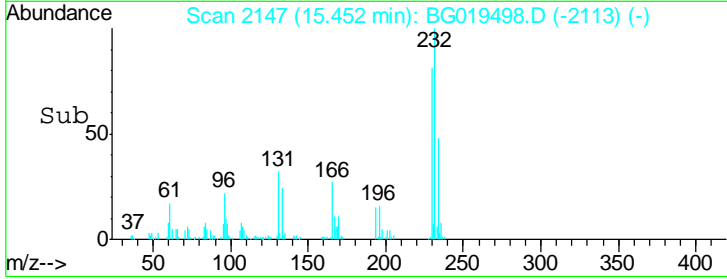
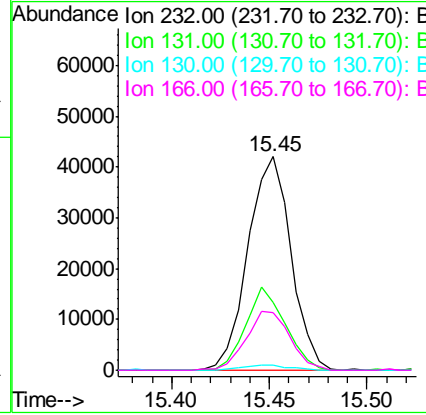
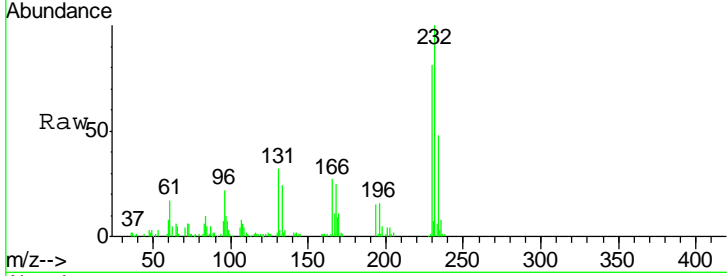




#56  
 2,3,4,6-Tetrachlorophenol  
 Concen: 20.76 ng/ul  
 RT: 15.45 min Scan# 2147  
 Delta R.T. -0.00 min  
 Lab File: BG019498.D  
 Acq: 29 Oct 2015 2:08

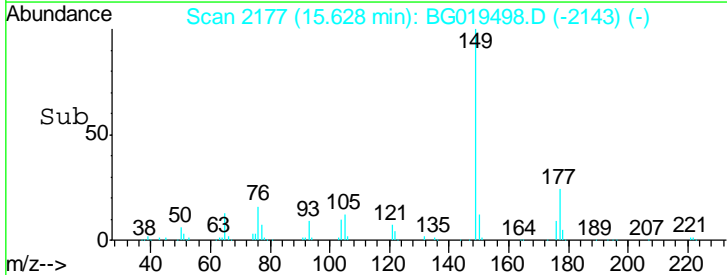
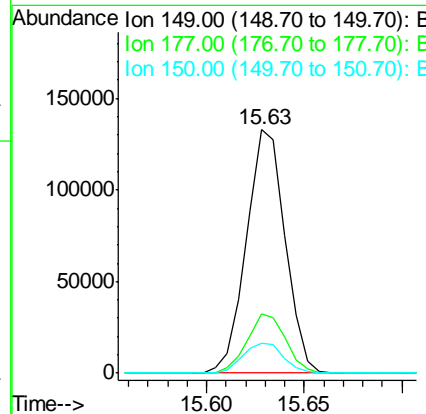
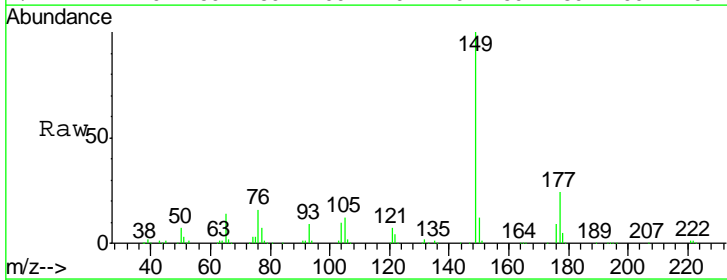
Instrument :  
 BNA\_G  
 ClientSampled :  
 C0AP8

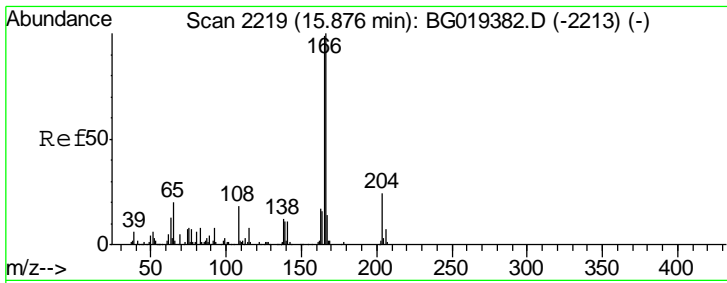
Tgt Ion	Resp	Lower	Upper
232	100		
131	31.5	28.1	42.1
130	2.5	2.2	3.2
166	27.2	19.0	28.6



#57  
 Diethylphthalate  
 Concen: 19.87 ng/ul  
 RT: 15.63 min Scan# 2177  
 Delta R.T. -0.00 min  
 Lab File: BG019498.D  
 Acq: 29 Oct 2015 2:08

Tgt Ion	Resp	Lower	Upper
149	100		
177	24.2	20.6	30.8
150	12.5	11.2	16.8

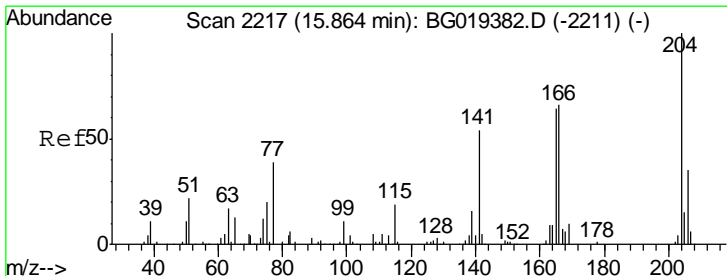
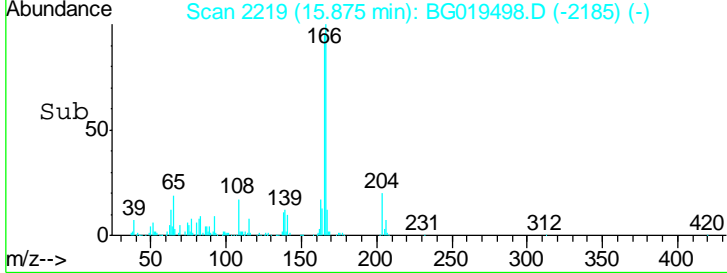
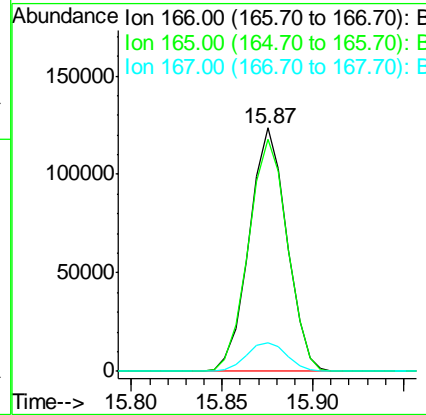
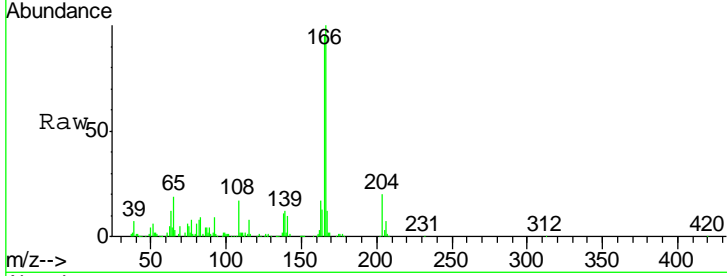




#59  
 Fluorene  
 Concen: 19.88 ng/ul  
 RT: 15.87 min Scan# 2219  
 Delta R.T. -0.00 min  
 Lab File: BG019498.D  
 Acq: 29 Oct 2015 2:08

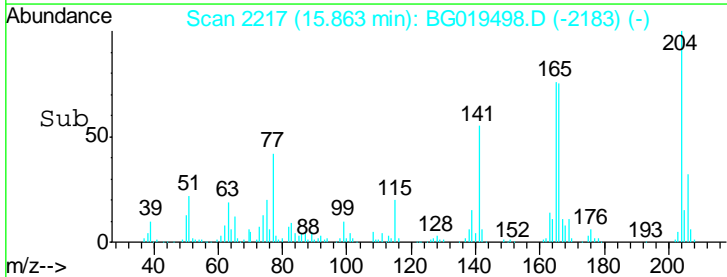
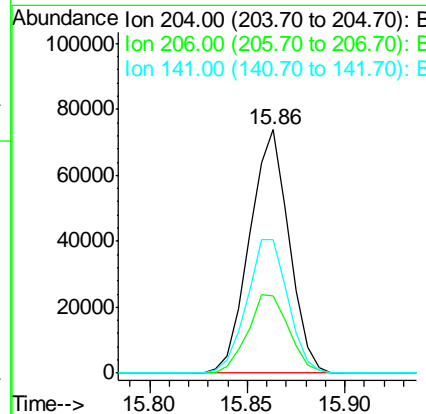
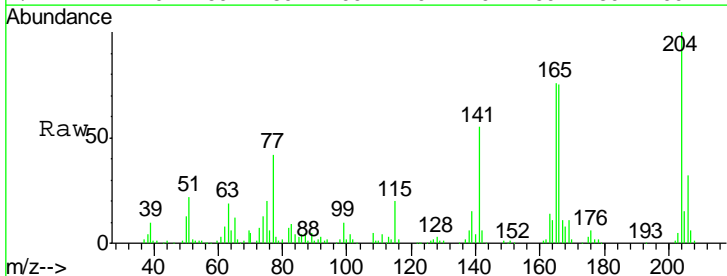
Instrument :  
 BNA\_G  
 ClientSampled :  
 C0AP8

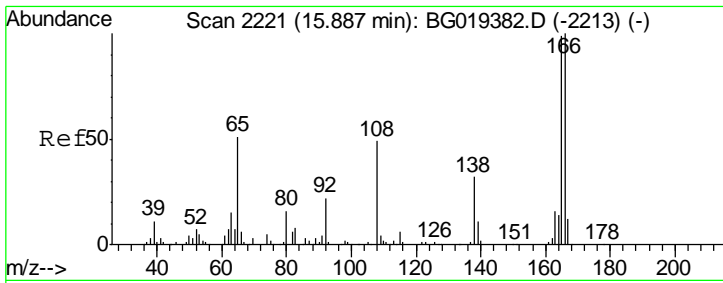
Tgt Ion	Resp	Lower	Upper
166	178335		
165	95.3	77.6	116.4
167	11.5	9.6	14.4



#60  
 4-Chlorophenyl-phenylether  
 Concen: 19.30 ng/ul  
 RT: 15.86 min Scan# 2217  
 Delta R.T. -0.00 min  
 Lab File: BG019498.D  
 Acq: 29 Oct 2015 2:08

Tgt Ion	Resp	Lower	Upper
204	102905		
206	31.8	27.8	41.8
141	55.0	45.2	67.8

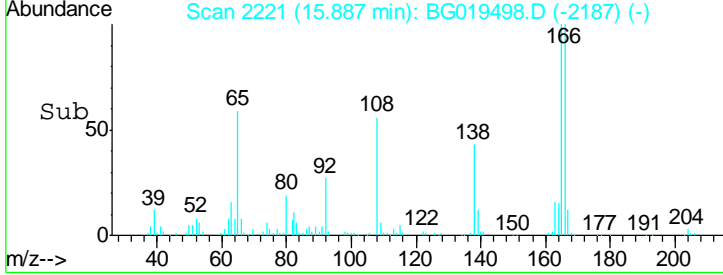
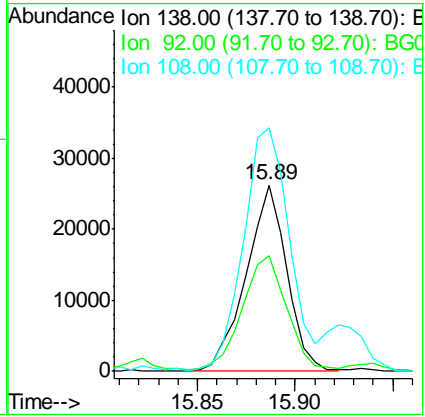
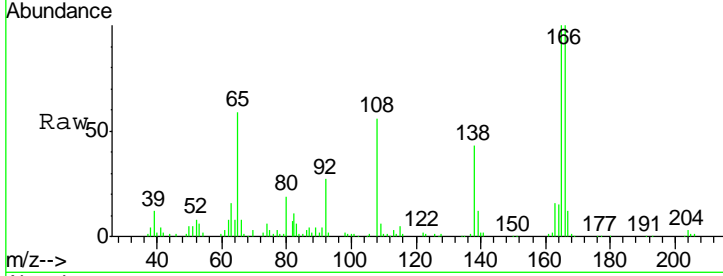




#61  
 4-Nitroaniline  
 Concen: 20.35 ng/ul  
 RT: 15.89 min Scan# 2221  
 Delta R.T. -0.00 min  
 Lab File: BG019498.D  
 Acq: 29 Oct 2015 2:08

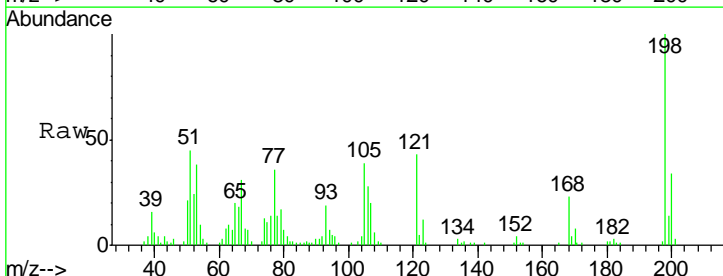
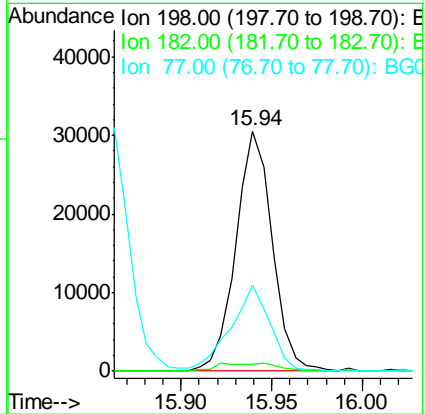
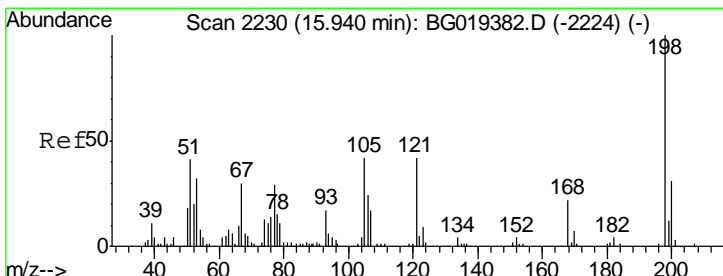
Instrument :  
 BNA\_G  
 ClientSampled :  
 COAP8

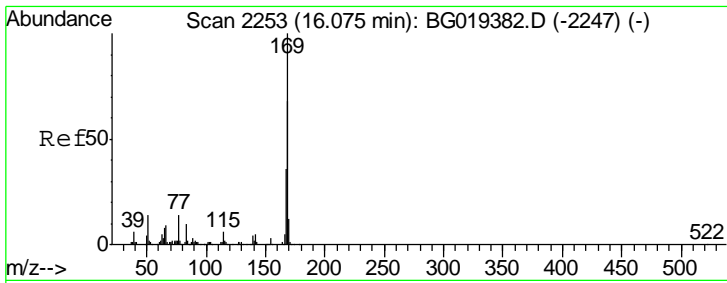
Tgt Ion	Resp	Lower	Upper
138	100		
92	62.2	53.9	80.9
108	130.8	122.5	183.7



#64  
 4,6-Dinitro-2-methylphenol  
 Concen: 19.91 ng/ul  
 RT: 15.94 min Scan# 2230  
 Delta R.T. -0.00 min  
 Lab File: BG019498.D  
 Acq: 29 Oct 2015 2:08

Tgt Ion	Resp	Lower	Upper
198	100		
182	3.1	2.0	3.0#
77	36.2	23.2	34.8#

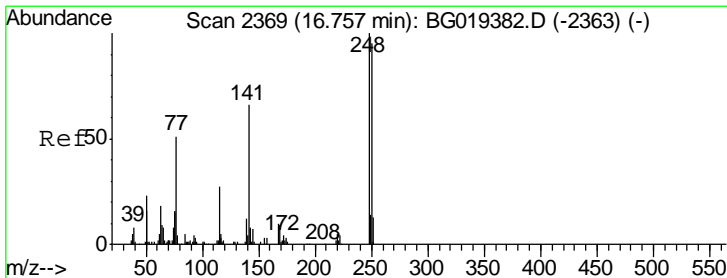
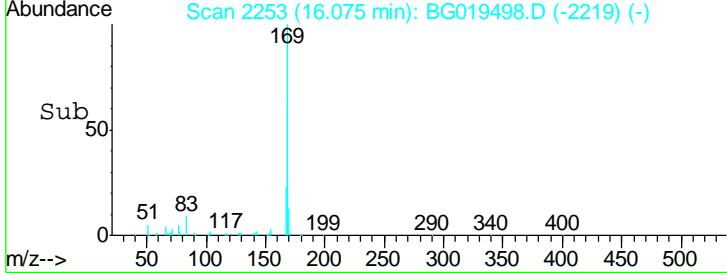
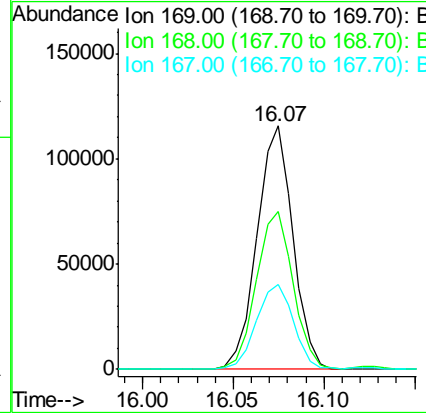
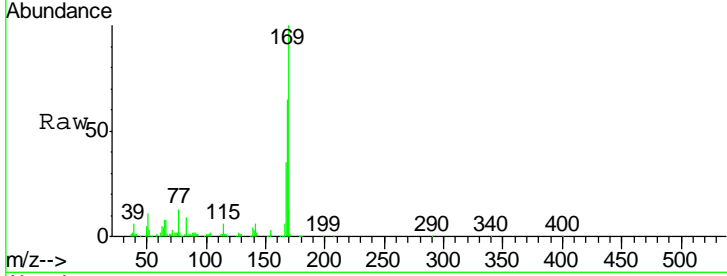




#65  
 N-Nitrosodiphenylamine  
 Concen: 20.26 ng/ul  
 RT: 16.07 min Scan# 2253  
 Delta R.T. -0.00 min  
 Lab File: BG019498.D  
 Acq: 29 Oct 2015 2:08

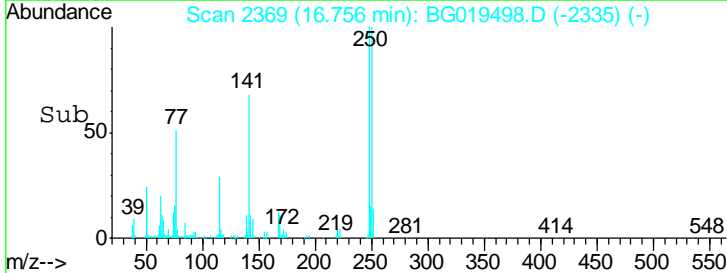
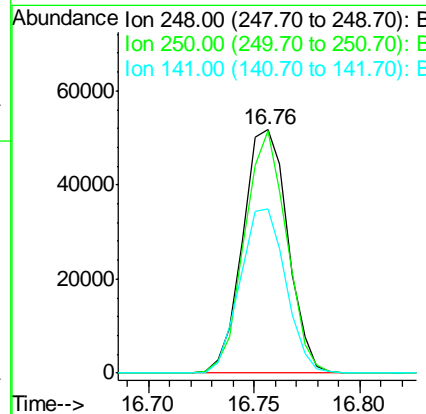
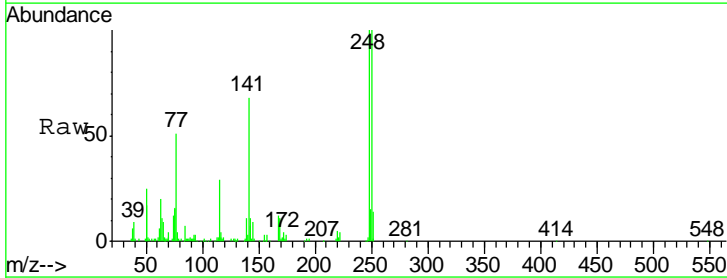
Instrument :  
 BNA\_G  
 ClientSampleID :  
 C0AP8

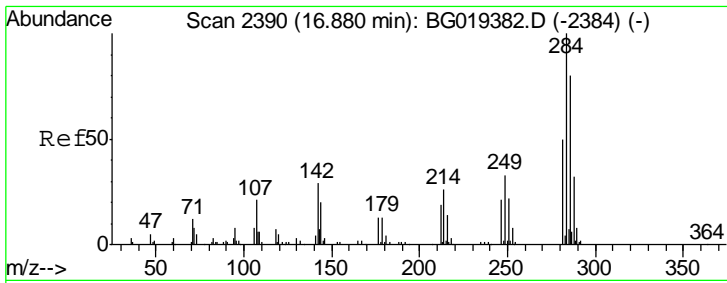
Tgt Ion	Resp	Lower	Upper
169	160095		
168	64.7	51.1	76.7
167	34.8	26.9	40.3



#66  
 4-Bromophenyl-phenylether  
 Concen: 21.12 ng/ul  
 RT: 16.76 min Scan# 2369  
 Delta R.T. -0.00 min  
 Lab File: BG019498.D  
 Acq: 29 Oct 2015 2:08

Tgt Ion	Resp	Lower	Upper
248	76688		
250	99.6	77.4	116.0
141	67.7	52.3	78.5

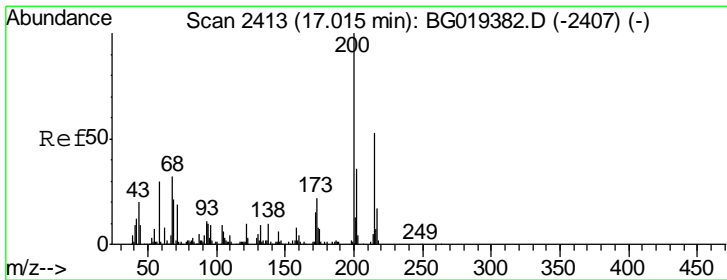
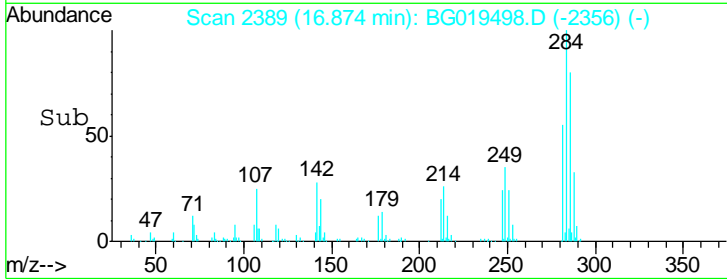
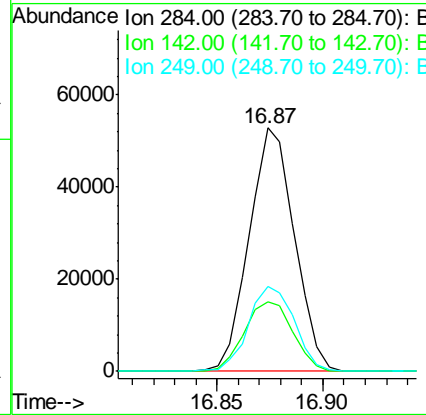
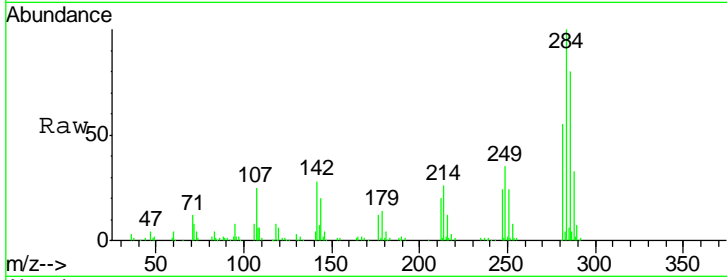




#67  
 Hexachlorobenzene  
 Concen: 20.42 ng/ul  
 RT: 16.87 min Scan# 2389  
 Delta R.T. -0.01 min  
 Lab File: BG019498.D  
 Acq: 29 Oct 2015 2:08

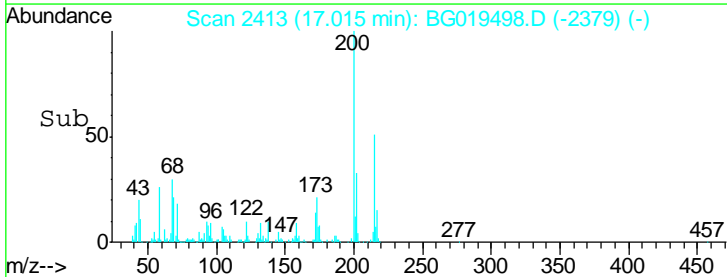
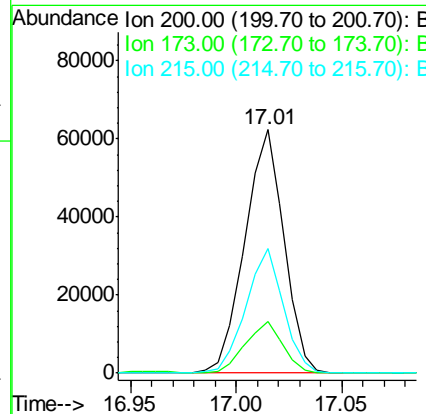
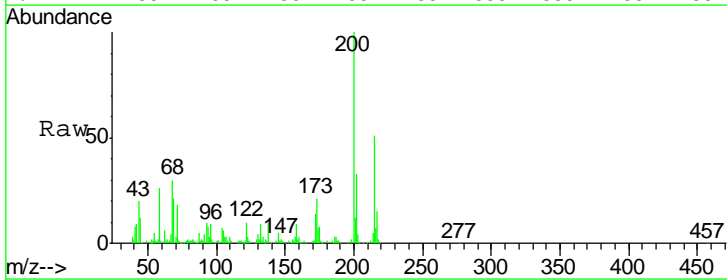
Instrument :  
 BNA\_G  
 ClientSampled :  
 COAP8

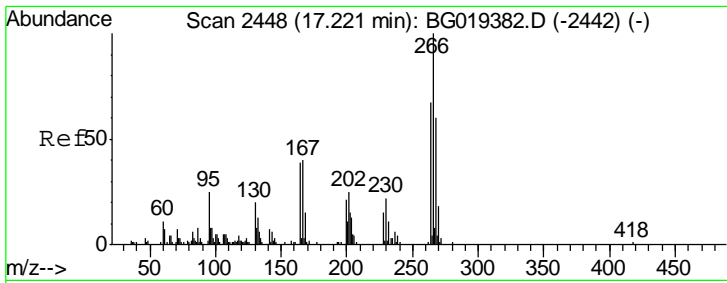
Tgt Ion	Resp	Lower	Upper
284	78691		
142	26.8	24.2	36.4
249	35.0	25.2	37.8



#68  
 Atrazine  
 Concen: 20.42 ng/ul  
 RT: 17.01 min Scan# 2413  
 Delta R.T. -0.00 min  
 Lab File: BG019498.D  
 Acq: 29 Oct 2015 2:08

Tgt Ion	Resp	Lower	Upper
200	79957		
173	21.1	16.9	25.3
215	50.9	41.0	61.6

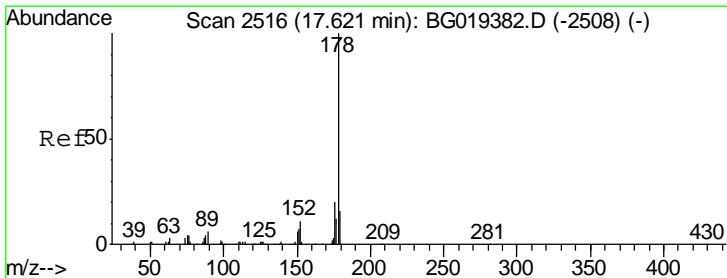
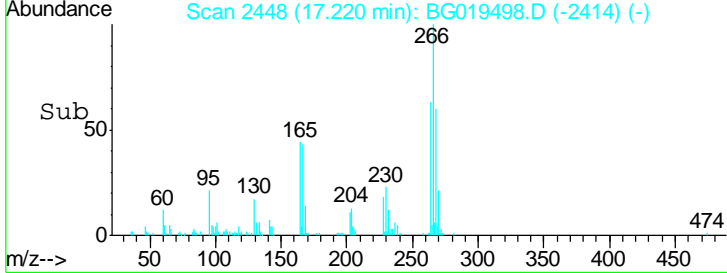
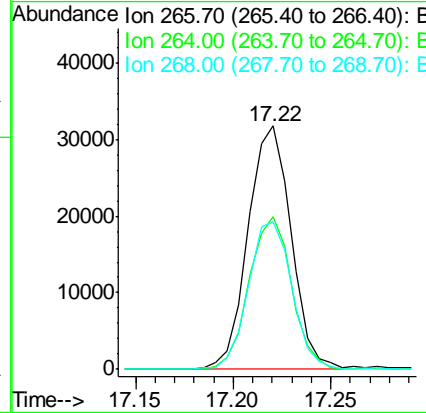
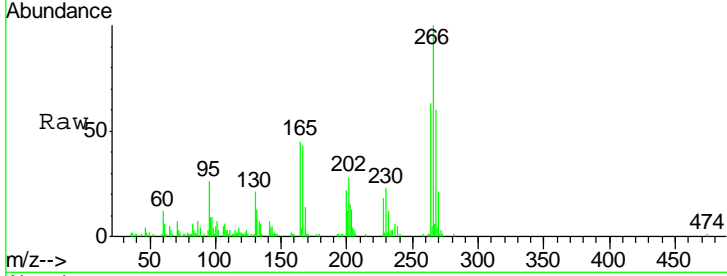




#69  
 Pentachlorophenol  
 Concen: 21.37 ng/ul  
 RT: 17.22 min Scan# 2448  
 Delta R.T. -0.00 min  
 Lab File: BG019498.D  
 Acq: 29 Oct 2015 2:08

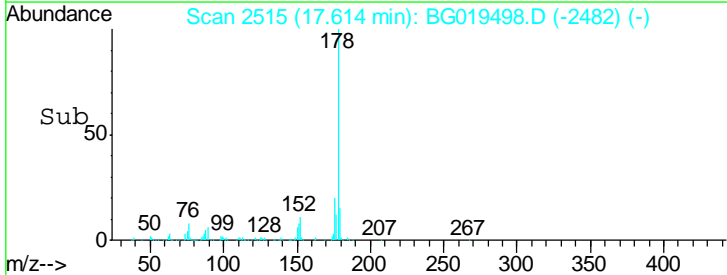
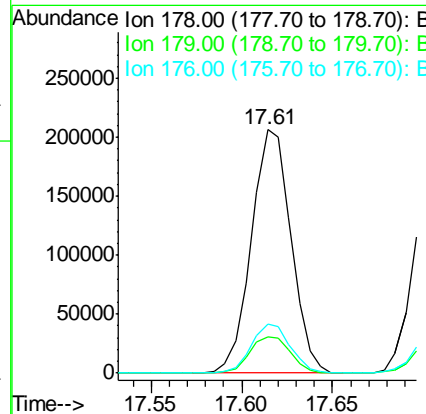
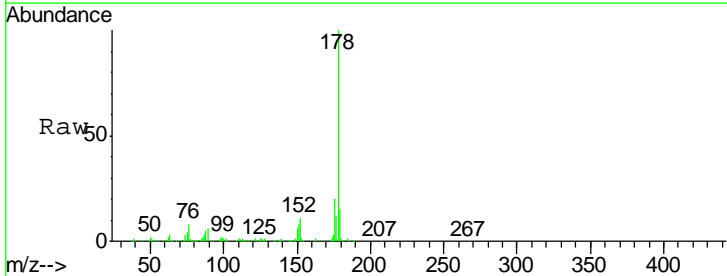
Instrument :  
 BNA\_G  
 ClientSampled :  
 COAP8

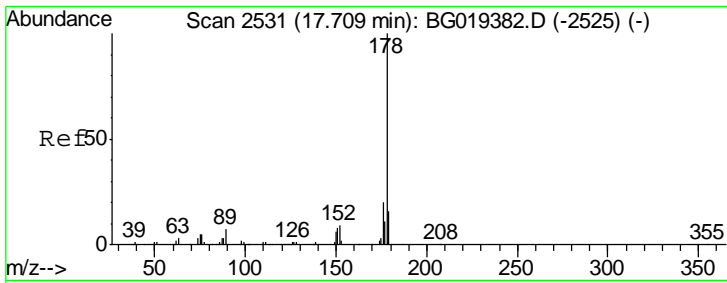
Tgt Ion	Resp	Lower	Upper
266	48600		
264	100	49.5	74.3
268	64.5	48.7	73.1



#70  
 Phenanthrene  
 Concen: 20.30 ng/ul  
 RT: 17.61 min Scan# 2515  
 Delta R.T. -0.01 min  
 Lab File: BG019498.D  
 Acq: 29 Oct 2015 2:08

Tgt Ion	Resp	Lower	Upper
178	313009		
179	100	12.6	18.8
176	15.0	14.3	21.5

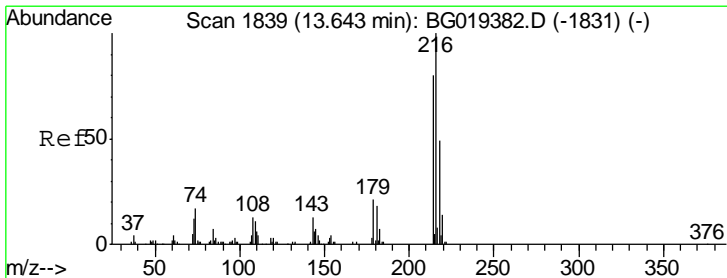
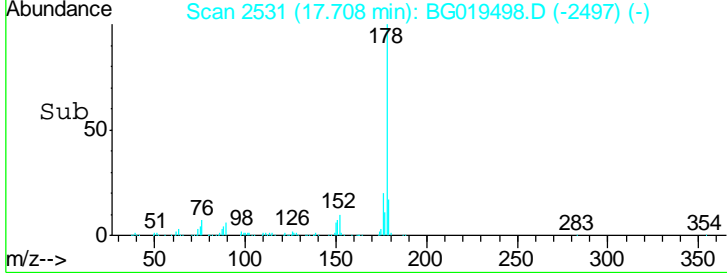
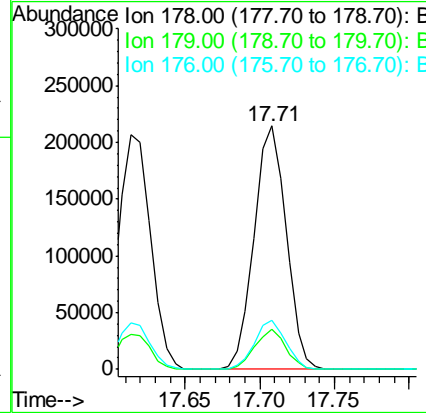
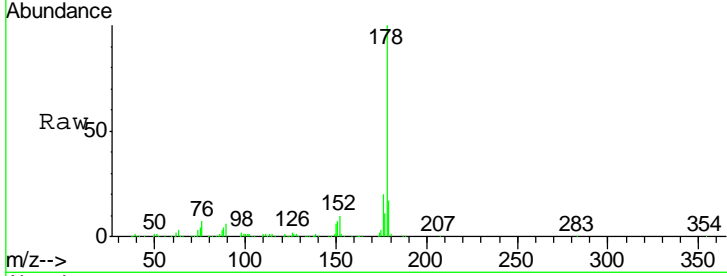




#72  
 Anthracene  
 Concen: 20.19 ng/ul  
 RT: 17.71 min Scan# 2531  
 Delta R.T. -0.00 min  
 Lab File: BG019498.D  
 Acq: 29 Oct 2015 2:08

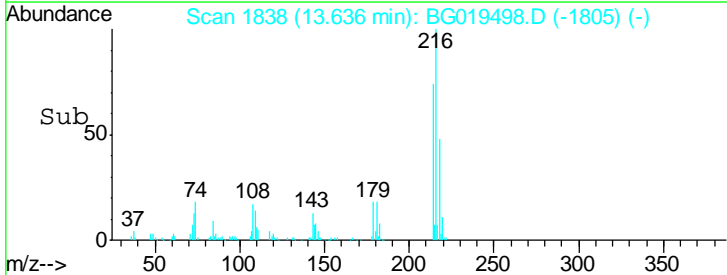
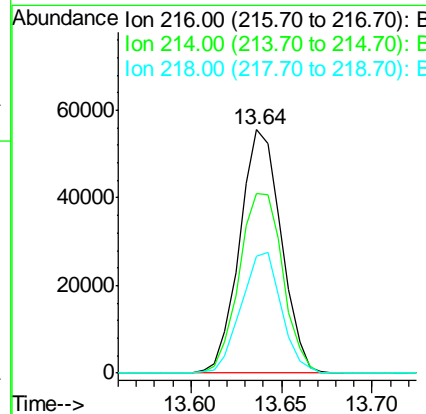
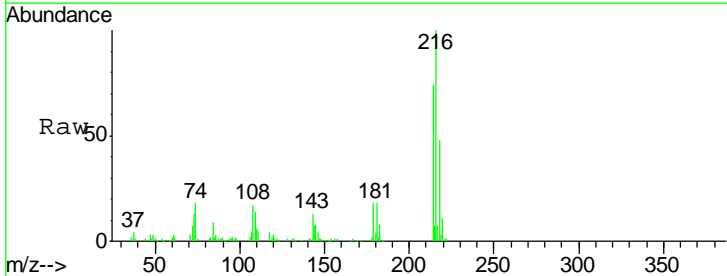
Instrument :  
 BNA\_G  
 ClientSampled :  
 COAP8

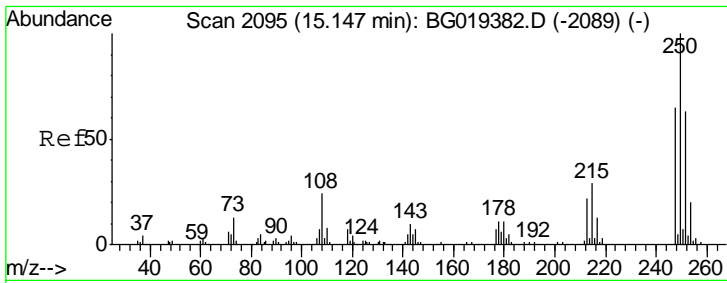
Tgt Ion	Resp	Lower	Upper
178	317361		
179	16.6	11.6	17.4
176	20.2	14.2	21.4



#73  
 1,2,3,4-Tetrachlorobenzene  
 Concen: 20.01 ng/uL  
 RT: 13.64 min Scan# 1838  
 Delta R.T. -0.01 min  
 Lab File: BG019498.D  
 Acq: 29 Oct 2015 2:08

Tgt Ion	Resp	Lower	Upper
216	88573		
214	73.7	60.0	90.0
218	48.2	37.1	55.7

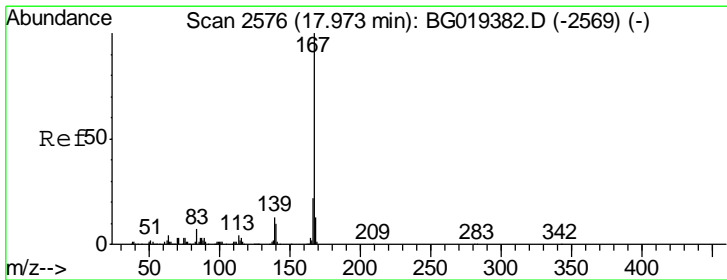
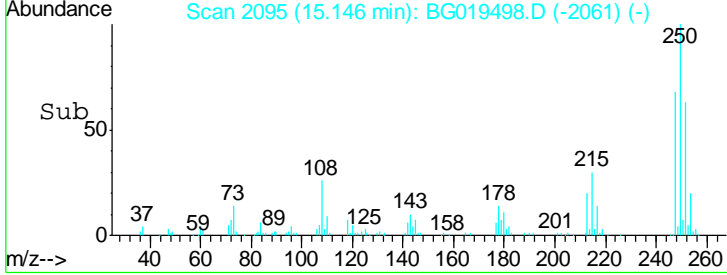
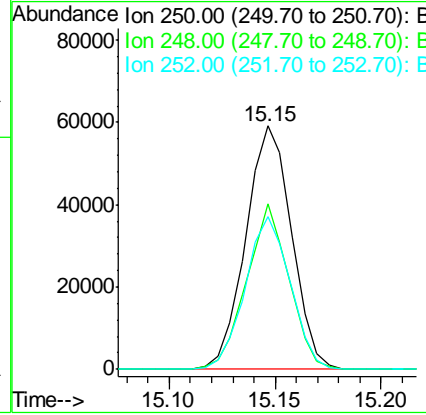
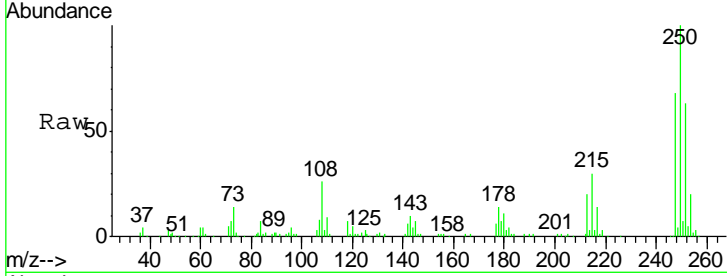




#74  
 Pentachlorobenzene  
 Concen: 19.90 ng/uL  
 RT: 15.15 min Scan# 2095  
 Delta R.T. -0.00 min  
 Lab File: BG019498.D  
 Acq: 29 Oct 2015 2:08

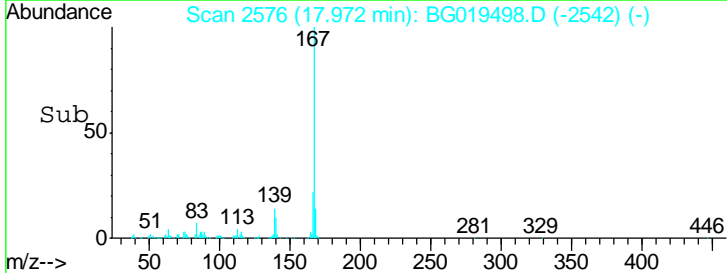
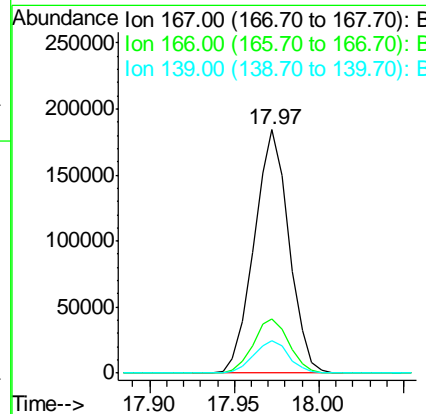
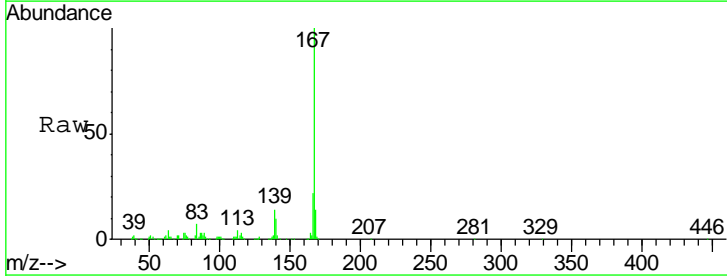
Instrument :  
 BNA\_G  
 ClientSampled :  
 COAP8

Tgt Ion	Resp	Lower	Upper
250	100		
248	63.7	51.3	76.9
252	59.0	49.5	74.3

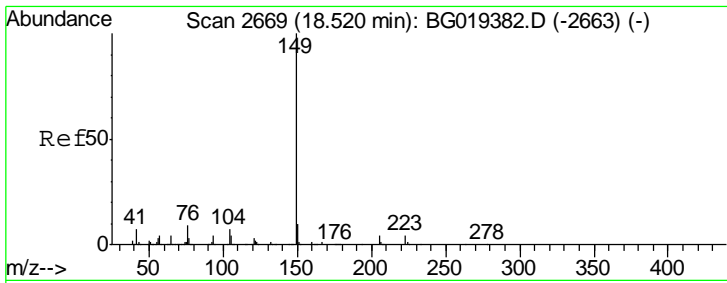


#75  
 Carbazole  
 Concen: 21.09 ng/uL  
 RT: 17.97 min Scan# 2576  
 Delta R.T. -0.00 min  
 Lab File: BG019498.D  
 Acq: 29 Oct 2015 2:08

Tgt Ion	Resp	Lower	Upper
167	100		
166	22.2	16.8	25.2
139	13.5	9.8	14.6



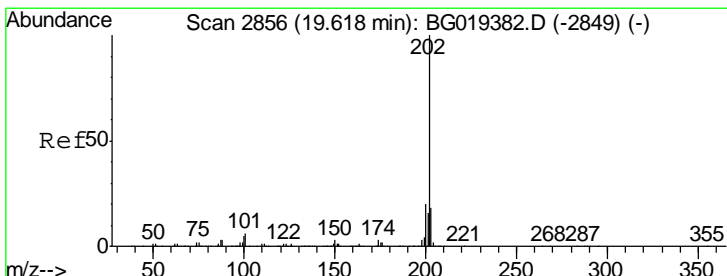
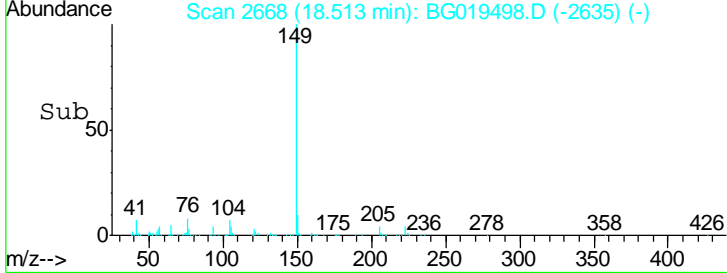
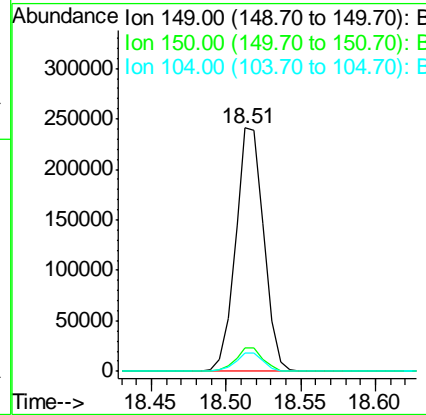
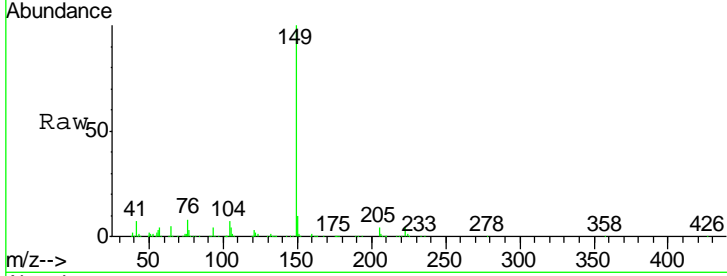




#76  
 Di-n-butylphthalate  
 Concen: 20.38 ng/ul  
 RT: 18.51 min Scan# 2668  
 Delta R.T. -0.01 min  
 Lab File: BG019498.D  
 Acq: 29 Oct 2015 2:08

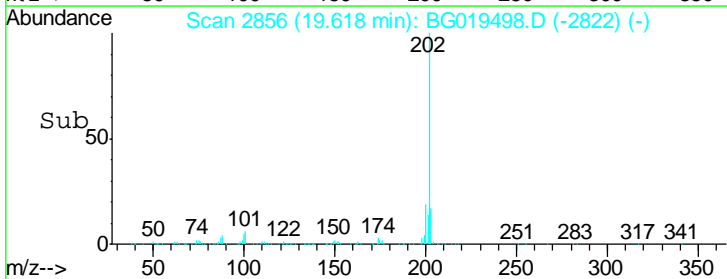
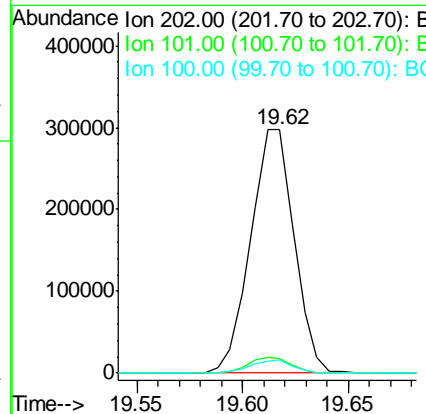
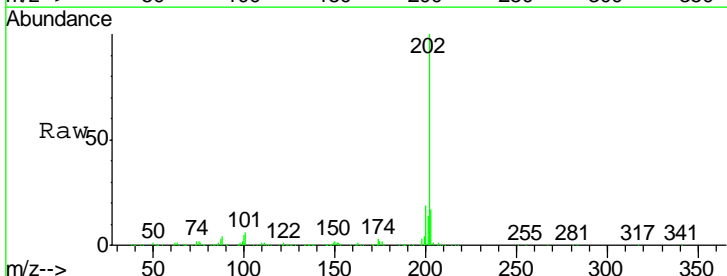
Instrument :  
 BNA\_G  
 ClientSampleID :  
 C0AP8

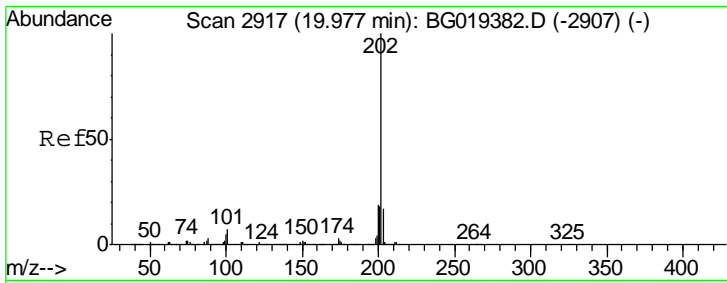
Tgt Ion	Resp	Lower	Upper
149	316750		
150	9.8	7.5	11.3
104	7.4	6.9	10.3



#77  
 Fluoranthene  
 Concen: 21.27 ng/ul  
 RT: 19.62 min Scan# 2856  
 Delta R.T. -0.00 min  
 Lab File: BG019498.D  
 Acq: 29 Oct 2015 2:08

Tgt Ion	Resp	Lower	Upper
202	424475		
101	6.0	4.0	6.0
100	5.2	3.6	5.4

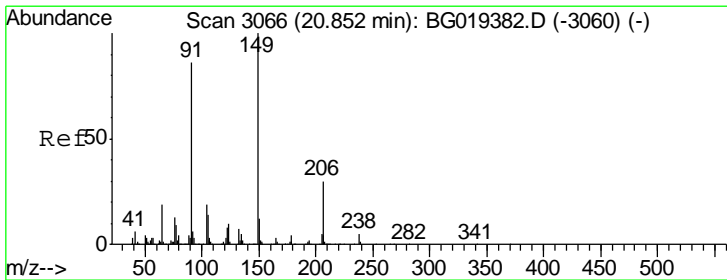
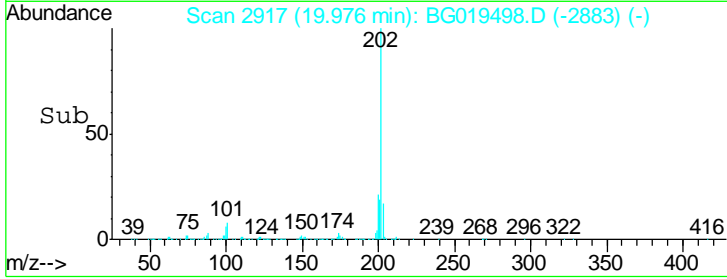
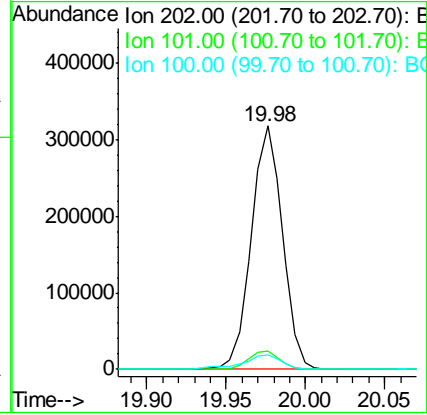
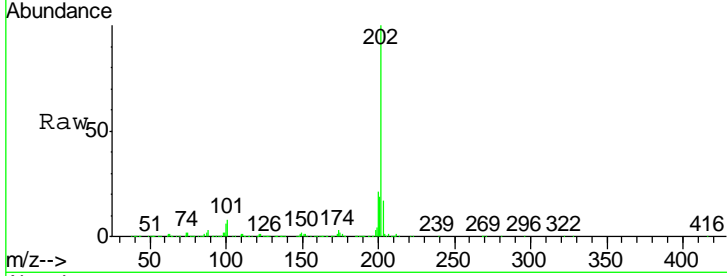




#80  
 Pyrene  
 Concen: 19.83 ng/ul  
 RT: 19.98 min Scan# 2917  
 Delta R.T. -0.00 min  
 Lab File: BG019498.D  
 Acq: 29 Oct 2015 2:08

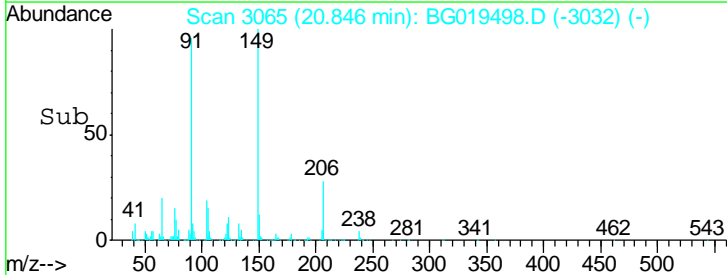
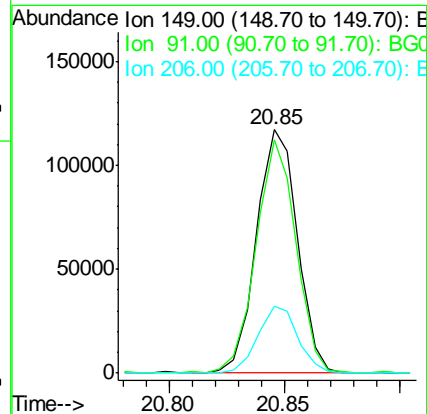
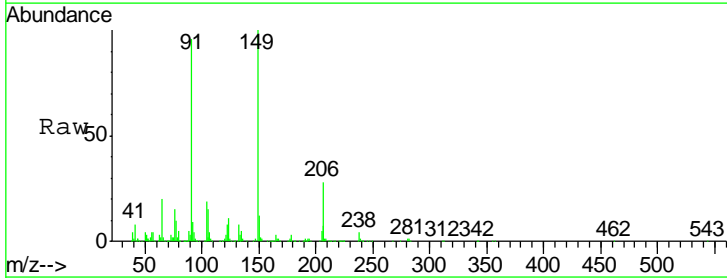
Instrument :  
 BNA\_G  
 ClientSampled :  
 COAP8

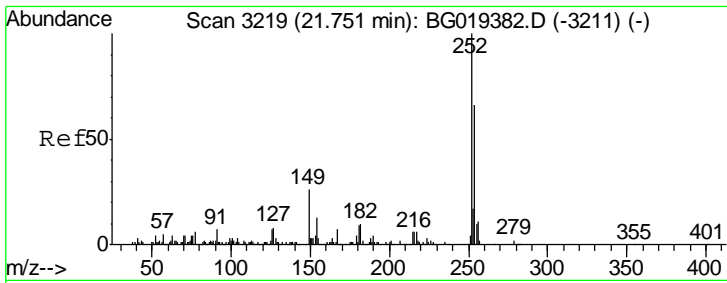
Tgt Ion	Resp	Lower	Upper
202	100		
101	7.7	4.3	6.5#
100	6.1	3.6	5.4#



#81  
 Butylbenzylphthalate  
 Concen: 20.23 ng/ul  
 RT: 20.85 min Scan# 3065  
 Delta R.T. -0.01 min  
 Lab File: BG019498.D  
 Acq: 29 Oct 2015 2:08

Tgt Ion	Resp	Lower	Upper
149	100		
91	96.0	76.5	114.7
206	27.6	22.1	33.1

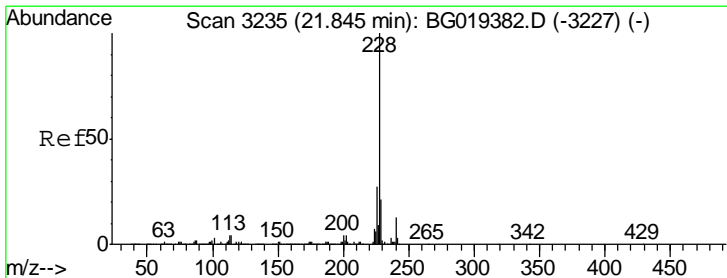
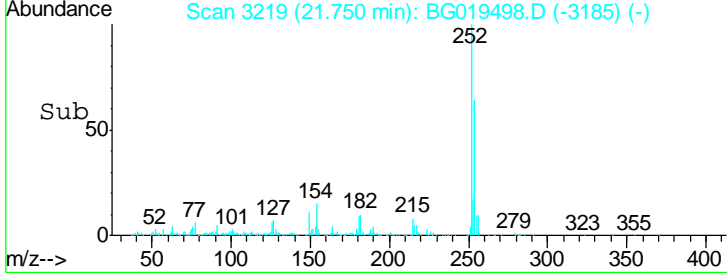
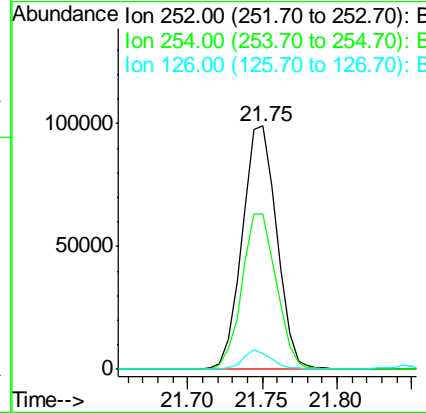
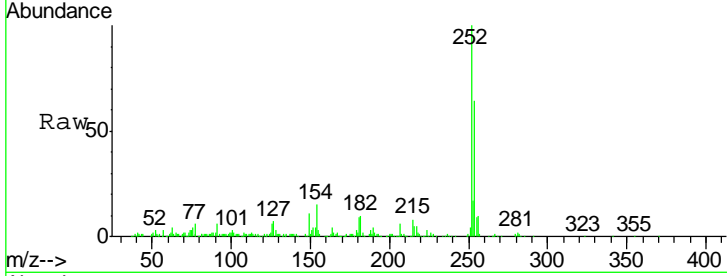




#82  
 3,3'-Dichlorobenzidine  
 Concen: 20.67 ng/ul  
 RT: 21.75 min Scan# 3219  
 Delta R.T. -0.00 min  
 Lab File: BG019498.D  
 Acq: 29 Oct 2015 2:08

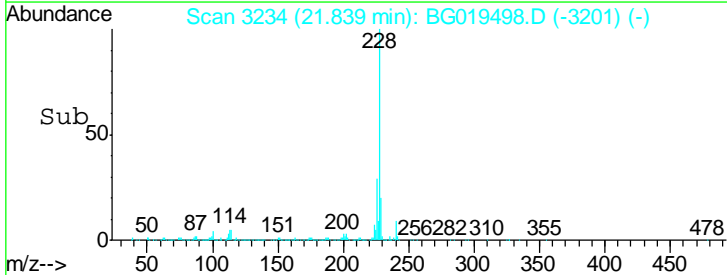
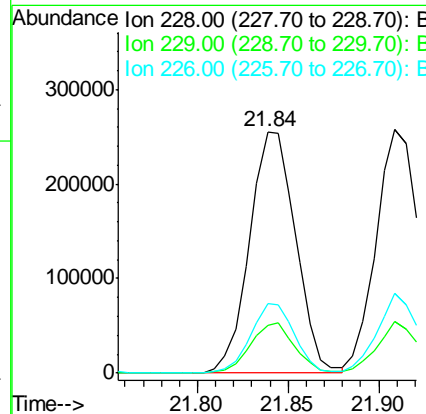
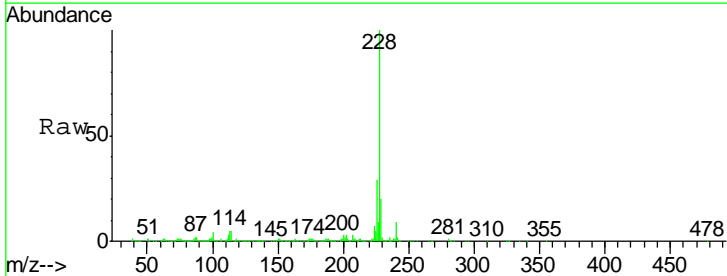
Instrument :  
 BNA\_G  
 ClientSampled :  
 COAP8

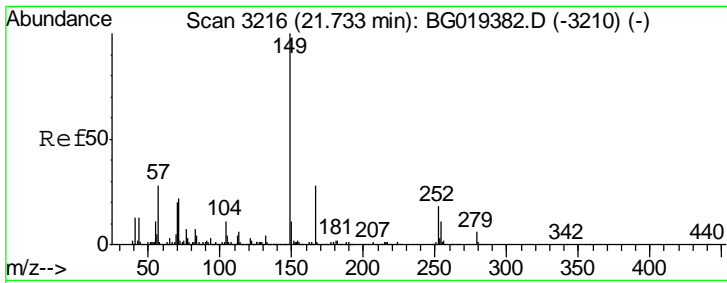
Tgt Ion	Resp	Lower	Upper
252	158501		
254	63.6	49.2	73.8
126	6.5	4.3	6.5#



#83  
 Benzo(a)anthracene  
 Concen: 19.79 ng/ul  
 RT: 21.84 min Scan# 3234  
 Delta R.T. -0.01 min  
 Lab File: BG019498.D  
 Acq: 29 Oct 2015 2:08

Tgt Ion	Resp	Lower	Upper
228	451066		
229	19.6	15.8	23.8
226	29.0	21.8	32.6

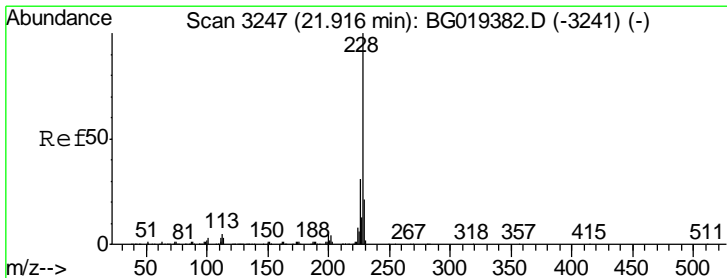
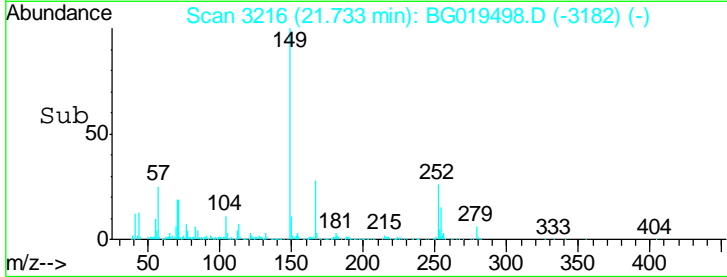
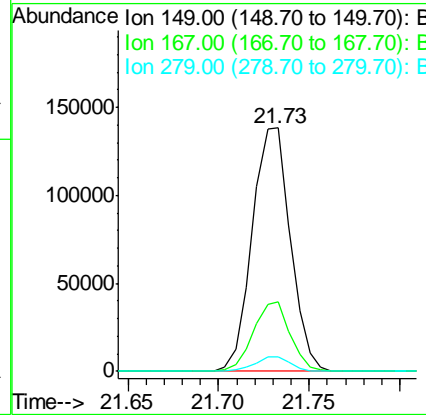
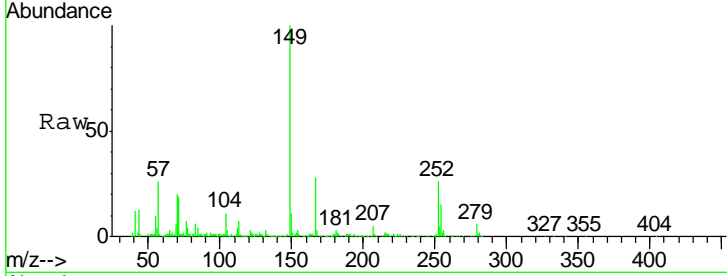




#84  
 Bis(2-ethylhexyl)phthalate  
 Concen: 19.91 ng/ul  
 RT: 21.73 min Scan# 3216  
 Delta R.T. -0.00 min  
 Lab File: BG019498.D  
 Acq: 29 Oct 2015 2:08

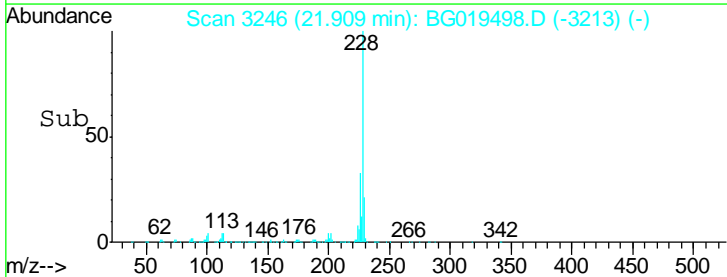
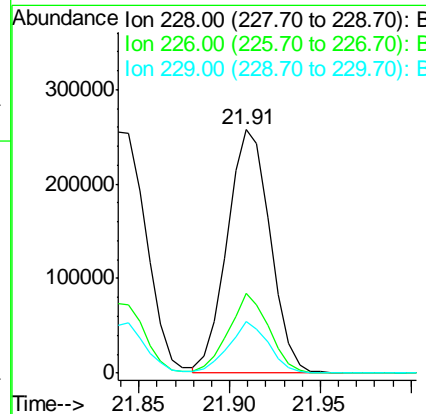
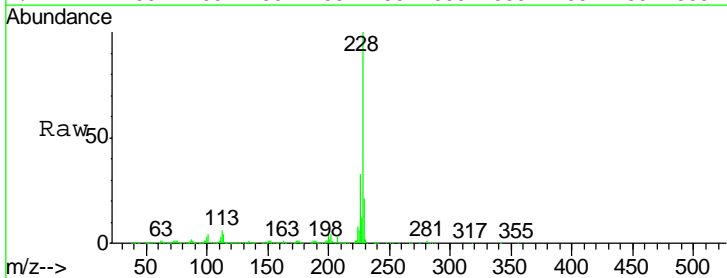
Instrument :  
 BNA\_G  
 ClientSampleID :  
 COAP8

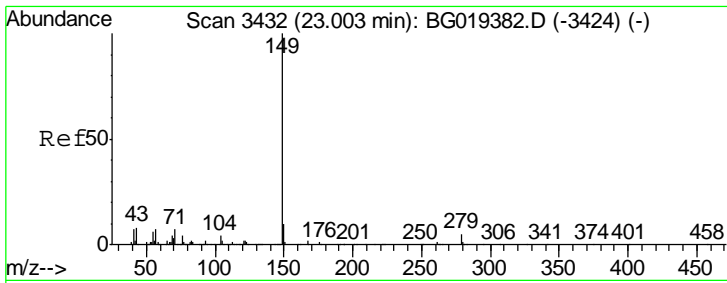
Tgt Ion	Resp	Lower	Upper
149	201960		
167	28.4	23.2	34.8
279	5.7	5.0	7.4



#85  
 Chrysene  
 Concen: 19.77 ng/ul  
 RT: 21.91 min Scan# 3246  
 Delta R.T. -0.01 min  
 Lab File: BG019498.D  
 Acq: 29 Oct 2015 2:08

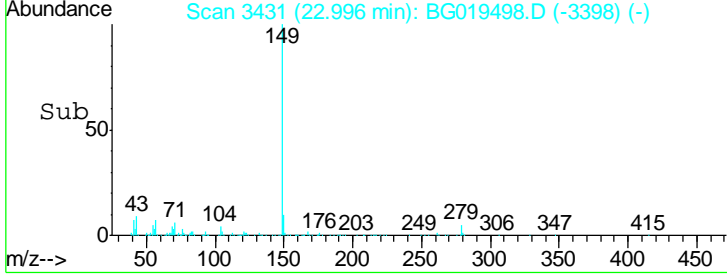
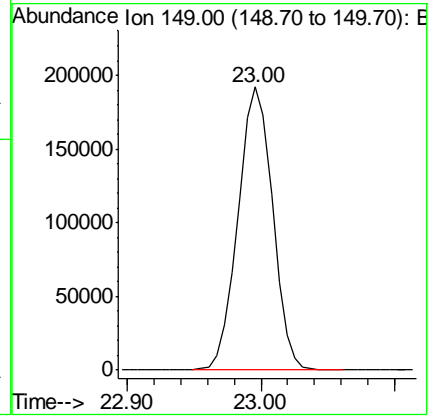
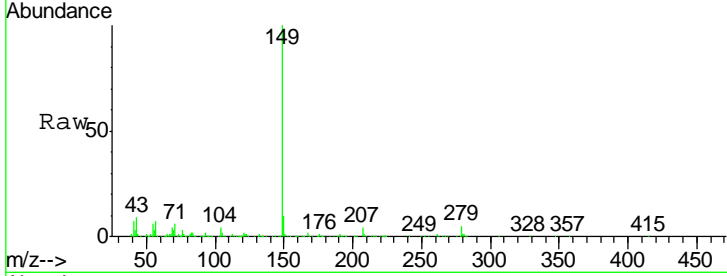
Tgt Ion	Resp	Lower	Upper
228	422646		
226	32.7	24.6	36.8
229	21.0	17.3	25.9





#87  
 Di-n-octyl phthalate  
 Concen: 20.72 ng/ul  
 RT: 23.00 min Scan# 3431  
 Delta R.T. -0.01 min  
 Lab File: BG019498.D  
 Acq: 29 Oct 2015 2:08  
 Tgt Ion:149 Resp: 344138

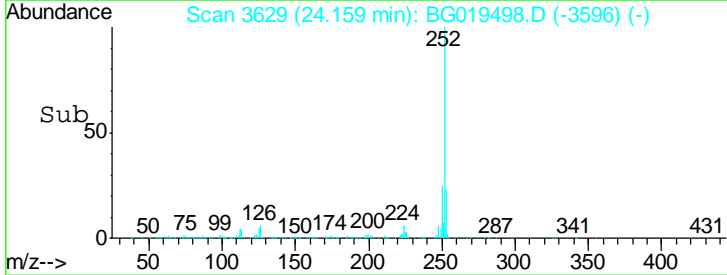
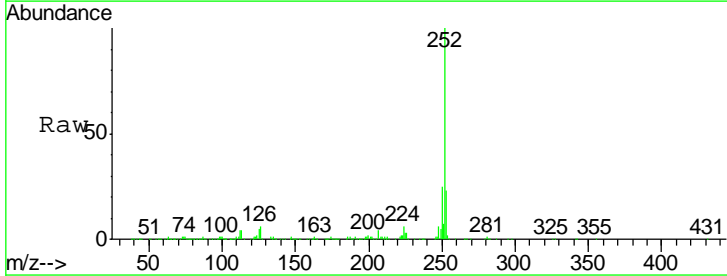
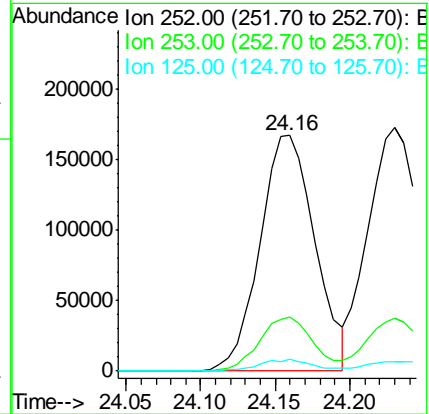
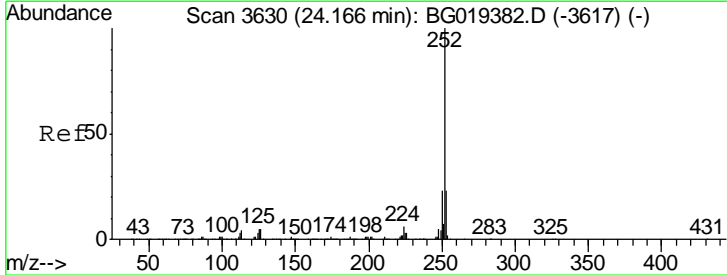
Instrument :  
 BNA\_G  
 ClientSampled :  
 C0AP8

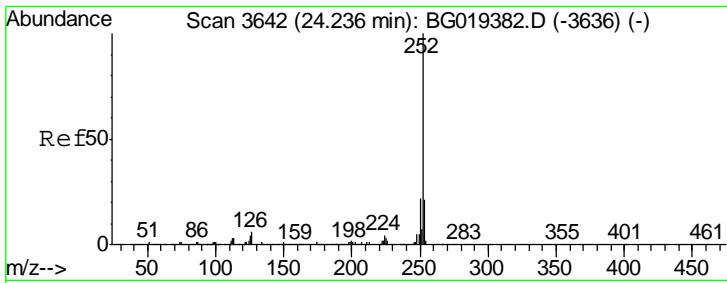


#88  
 Benzo(b)fluoranthene  
 Concen: 19.79 ng/ul  
 RT: 24.16 min Scan# 3629  
 Delta R.T. -0.01 min  
 Lab File: BG019498.D  
 Acq: 29 Oct 2015 2:08

Tgt Ion:252 Resp: 428209

Ion	Ratio	Lower	Upper
252	100		
253	23.2	17.1	25.7
125	5.1	2.5	3.7#

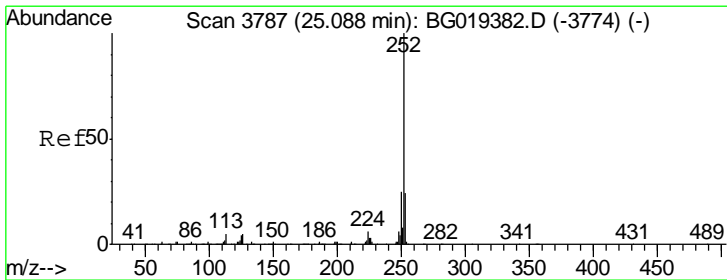
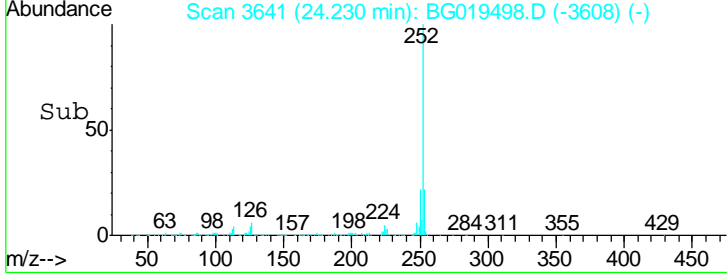
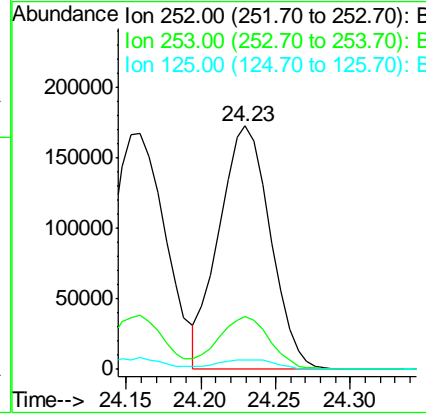
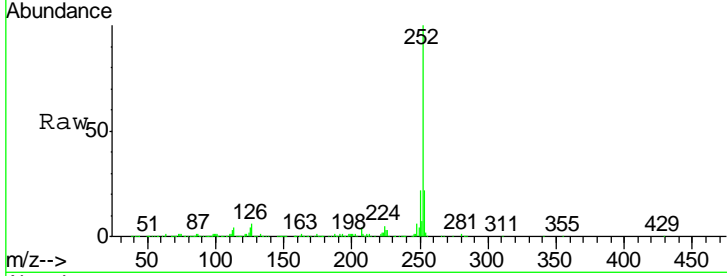




#89  
 Benzo(k)fluoranthene  
 Concen: 19.88 ng/ul  
 RT: 24.23 min Scan# 3641  
 Delta R.T. -0.01 min  
 Lab File: BG019498.D  
 Acq: 29 Oct 2015 2:08

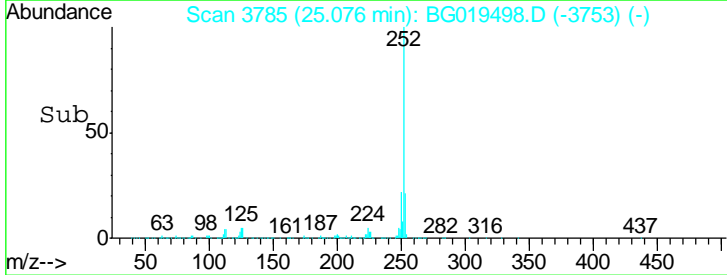
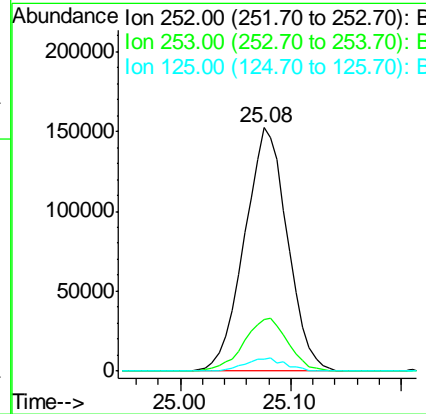
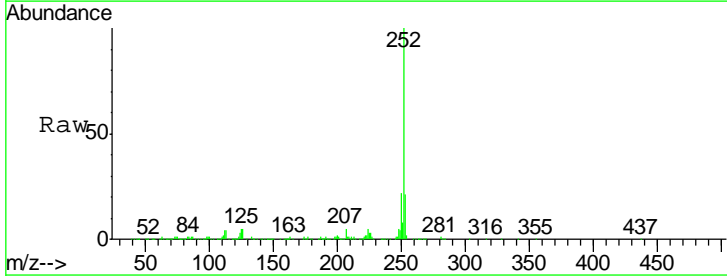
Instrument :  
 BNA\_G  
 ClientSampled :  
 COAP8

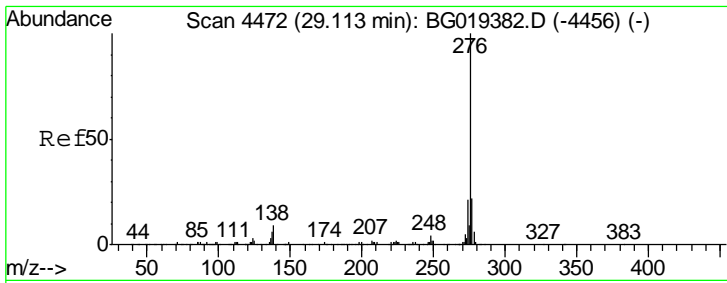
Tgt Ion	Resp	Lower	Upper
252	100		
253	21.6	17.2	25.8
125	4.0	3.1	4.7



#91  
 Benzo(a)pyrene  
 Concen: 19.94 ng/ul  
 RT: 25.08 min Scan# 3785  
 Delta R.T. -0.01 min  
 Lab File: BG019498.D  
 Acq: 29 Oct 2015 2:08

Tgt Ion	Resp	Lower	Upper
252	100		
253	21.1	16.0	24.0
125	4.7	3.3	4.9

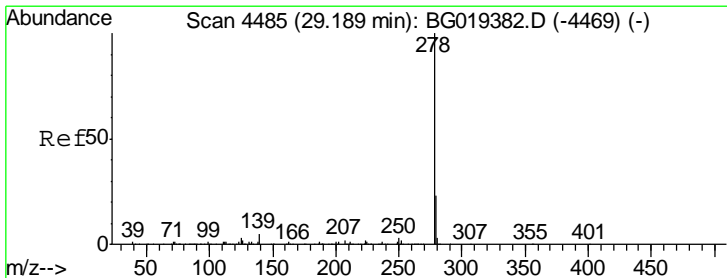
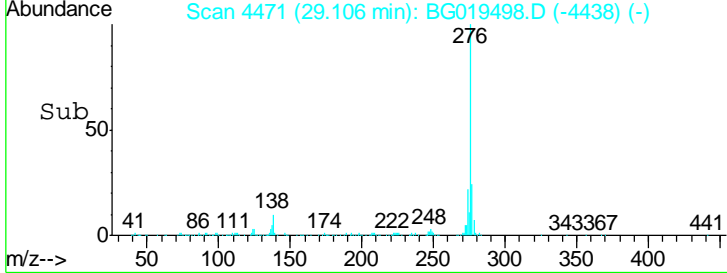
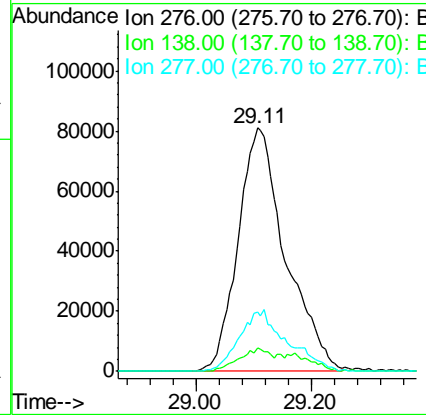
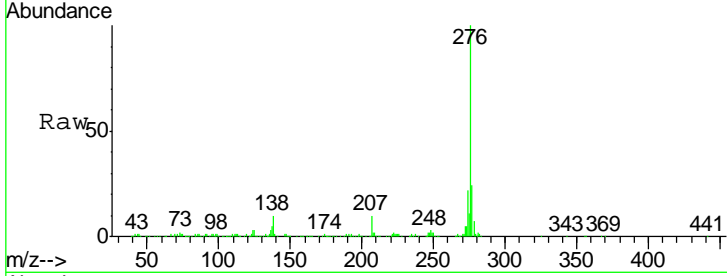




#92  
 Indeno(1,2,3-cd)pyrene  
 Concen: 19.79 ng/ul  
 RT: 29.11 min Scan# 4471  
 Delta R.T. -0.01 min  
 Lab File: BG019498.D  
 Acq: 29 Oct 2015 2:08

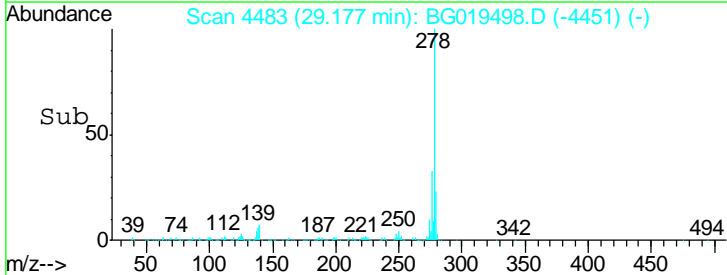
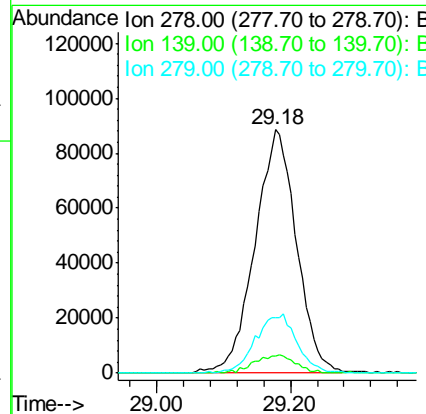
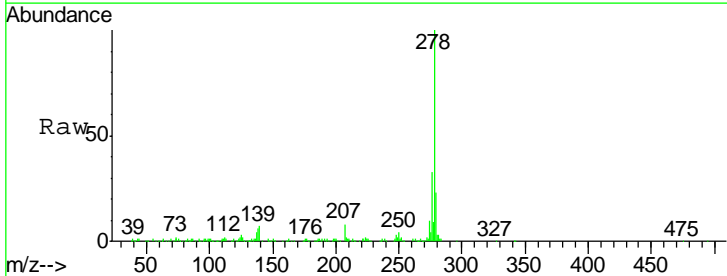
Instrument :  
 BNA\_G  
 ClientSampled :  
 COAP8

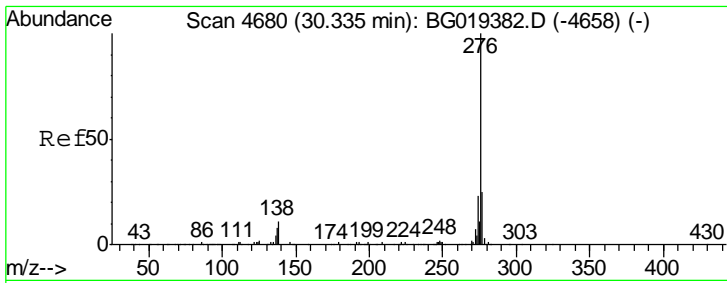
Tgt Ion	Resp	Lower	Upper
276	463269		
138	9.7	6.2	9.4#
277	24.3	17.9	26.9



#93  
 Dibenzo(a,h)anthracene  
 Concen: 19.41 ng/ul  
 RT: 29.18 min Scan# 4483  
 Delta R.T. -0.01 min  
 Lab File: BG019498.D  
 Acq: 29 Oct 2015 2:08

Tgt Ion	Resp	Lower	Upper
278	379330		
139	7.2	5.8	8.6
279	22.9	20.3	30.5





#94  
 Benzo(a,h,i)perylene  
 Concen: 10.39 ng/ul  
 RT: 30.31 min Scan# 4676  
 Delta R.T. -0.02 min  
 Lab File: BG019498.D  
 Acq: 29 Oct 2015 2:08

**Instrument :**  
 BNA\_G  
**ClientSampled :**  
 COAP8

Tot Ion	Resp	Lower	Upper
276	184559		
138	9.2	5.6	8.4#
277	23.0	16.0	24.0

