

Data Path : Z:\HPCHEM1\BNA G\DATA\BG110317\
 Data File : BG030689.D
 Acq On : 3 Nov 2017 8:03
 Operator : SJ/JU
 Sample : I5844-20
 Misc :
 ALS Vial : 4 Sample Multiplier: 1

Instrument :
 BNA_G
 ClientSampleId :
 COAH4

Quant Time: Nov 03 08:39:06 2017
 Quant Method : Z:\HPCHEM1\BNA G\METHODS\SOM-EPA-BG101417.M
 Quant Title : SVOA CALIBRATION
 QLast Update : Fri Nov 03 08:10:07 2017
 Response via : Initial Calibration

Internal Standards	R.T.	QIon	Response	Conc	Units	Dev(Min)
1) 1,4-Dichlorobenzene-d4	8.15	152	60237	20.00	ng/ul	0.00
18) Naphthalene-d8	10.97	136	297334	20.00	ng/ul	0.00
35) Acenaphthene-d10	14.77	164	194027	20.00	ng/ul	0.00
61) Phenanthrene-d10	17.51	188	448228	20.00	ng/ul	0.00
75) Chrysene-d12	21.78	240	473855	20.00	ng/ul	0.00
83) Perylene-d12	25.08	264	488329	20.00	ng/ul	0.00

System Monitoring Compounds

3) 1,4-Dioxane-d8	3.54	96	4031	2.72	ng/uL	0.00
5) Phenol-d5	7.31	99	84379	14.60	ng/ul	0.00
7) Bis-(2-Chloroethyl)ether-d	7.47	67	54278	15.00	ng/ul	0.00
9) 2-Chlorophenol-d4	7.68	132	69890	17.14	ng/ul	0.00
13) 4-Methylphenol-d8	8.85	113	60387	12.93	ng/ul	0.00
19) Nitrobenzene-d5	9.32	128	38791	18.17	ng/ul	0.00
22) 2-Nitrophenol-d4	10.04	143	42021	19.21	ng/ul	0.00
26) 2,4-Dichlorophenol-d3	10.59	165	78177	15.69	ng/ul	0.00
29) 4-Chloroaniline-d4	11.10	131	32492	5.61	ng/ul	0.00
43) Dimethylphthalate-d6	14.17	166	281733	16.98	ng/ul	0.00
46) Acenaphthylene-d8	14.47	160	349187	17.31	ng/ul	0.00
51) 4-Nitrophenol-d4	14.97	143	20219	6.60	ng/ul	0.01
57) Fluorene-d10	15.76	176	259881	19.13	ng/ul	0.00
62) 4,6-Dinitro-2-methylphenol	15.88	200	24686	11.28	ng/ul	0.00
70) Anthracene-d10	17.61	188	369528	17.43	ng/ul	0.00
76) Pyrene-d10	19.88	212	430284	17.54	ng/ul	0.00
87) Benzo(a)pyrene-d12	24.86	264	405155	17.52	ng/ul	0.00

Target Compounds

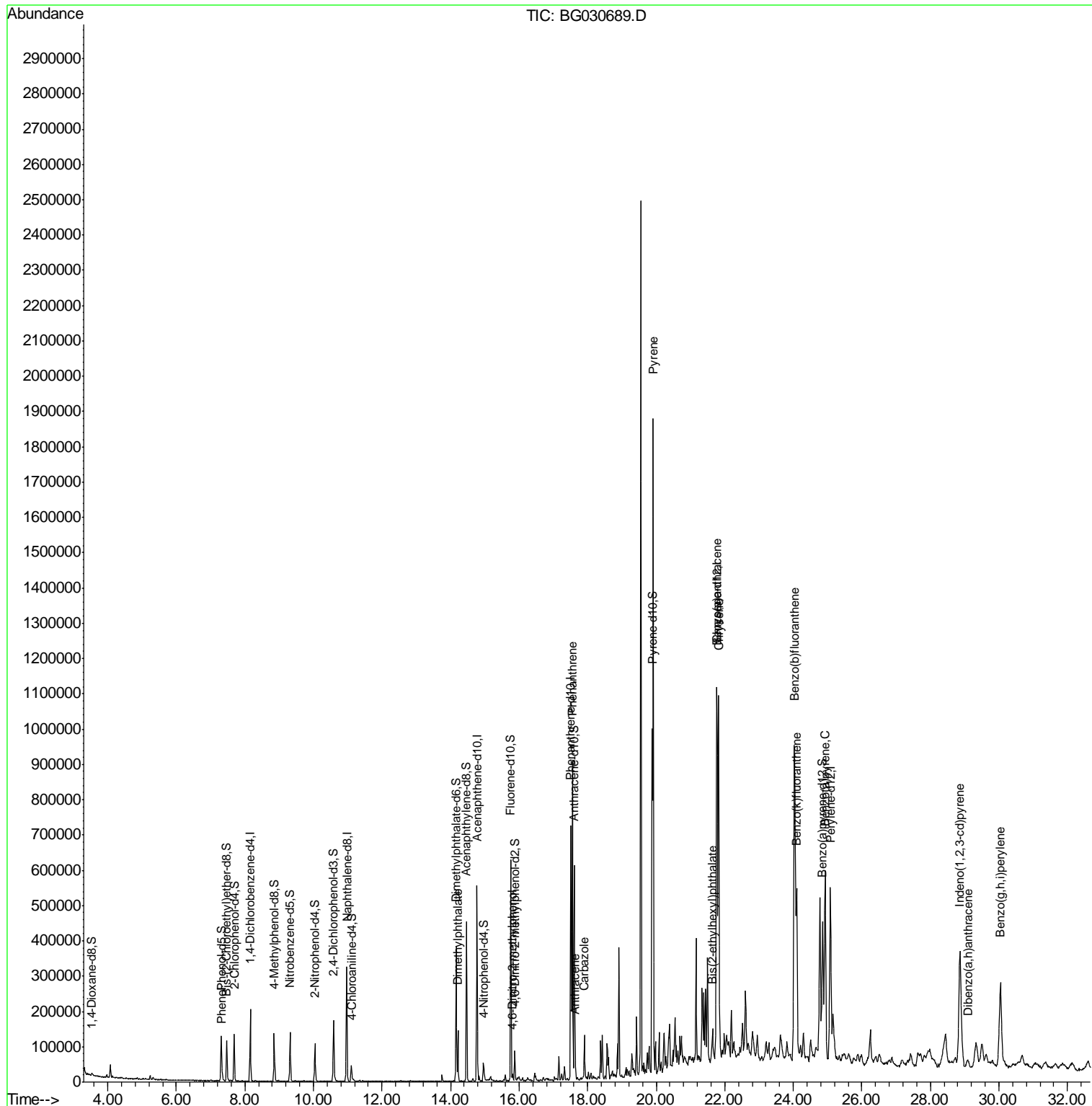
Target Compounds	R.T.	QIon	Response	Conc	Units	Ovalue
6) Phenol	7.34	94	10988	1.84	ng/ul#	85
44) Dimethylphthalate	14.21	163	104618	6.47	ng/ul	99
63) 4,6-Dinitro-2-methylphenol	15.80	198	2324	1.01	ng/ul#	47
69) Phenanthrene	17.55	178	577858	23.85	ng/ul	98
71) Anthracene	17.64	178	37654	1.51	ng/ul	98
72) Carbazole	17.91	167	84814	3.77	ng/ul	99
77) Pyrene	19.91	202	1206842	38.00	ng/ul	97
80) Benzo(a)anthracene	21.76	228	480136	16.17	ng/ul	98
81) Bis(2-ethylhexyl)phthalate	21.65	149	21556	1.16	ng/ul#	93
82) Chrysene	21.83	228	781151	28.95	ng/ul	98
85) Benzo(b)fluoranthene	24.04	252	1084553	37.00	ng/ul	97
86) Benzo(k)fluoranthene	24.09	252	346253	12.22	ng/ul	98
88) Benzo(a)pyrene	24.93	252	563468	19.75	ng/ul	97
89) Indeno(1,2,3-cd)pyrene	28.86	276	559328	17.32	ng/ul	99
90) Dibenzo(a,h)anthracene	29.10	278	31092	1.16	ng/ul	99
91) Benzo(g,h,i)perylene	30.05	276	472340	17.65	ng/ul#	92

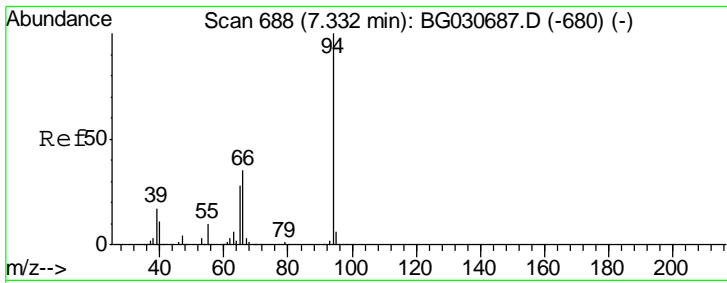
(#) = qualifier out of range (m) = manual integration (+) = signals summed

Data Path : Z:\HPCHEM1\BNA G\DATA\BG110317\
 Data File : BG030689.D
 Acq On : 3 Nov 2017 8:03
 Operator : SJ/JU
 Sample : I5844-20
 Misc :
 ALS Vial : 4 Sample Multiplier: 1

Instrument :
 BNA_G
 Client Sampled :
 C0AH4

Quant Time: Nov 03 08:39:06 2017
 Quant Method : Z:\HPCHEM1\BNA G\METHODS\SOM-EPA-BG101417.M
 Quant Title : SVOA CALIBRATION
 QLast Update : Fri Nov 03 08:10:07 2017
 Response via : Initial Calibration

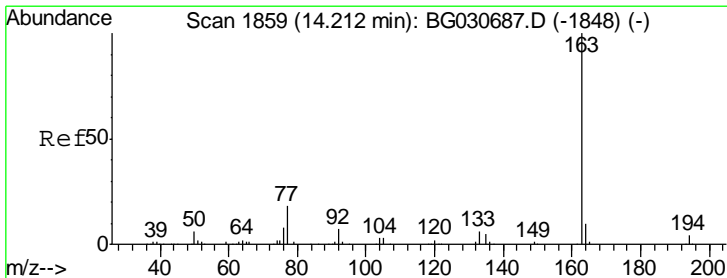
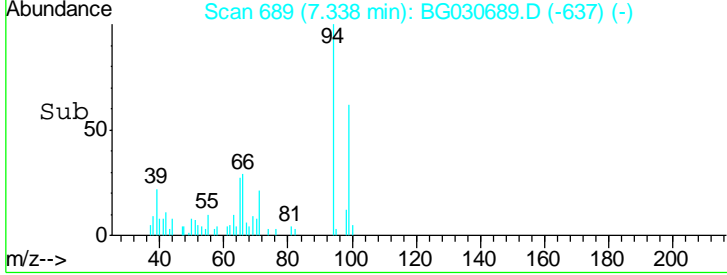
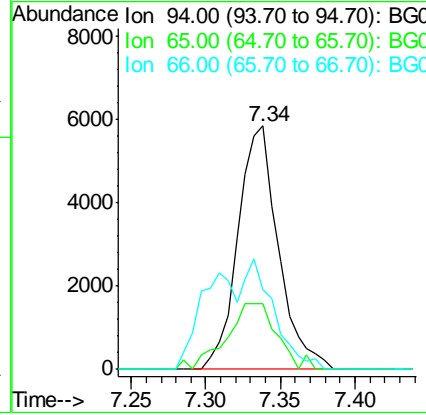
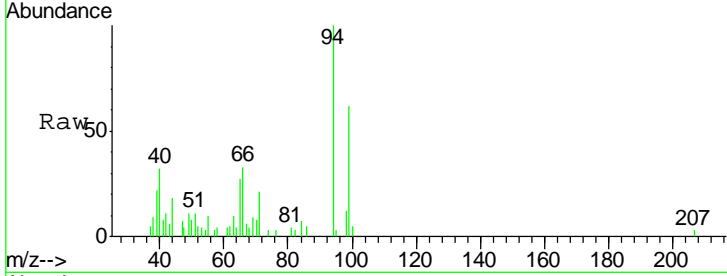




#6
 Phenol
 Concen: 1.84 ng/ul
 RT: 7.34 min Scan# 689
 Delta R.T. 0.01 min
 Lab File: BG030689.D
 Acq: 3 Nov 2017 8:03

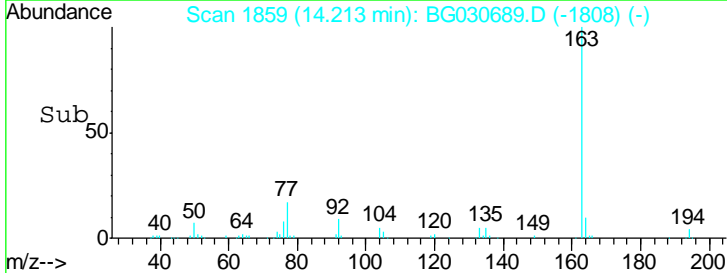
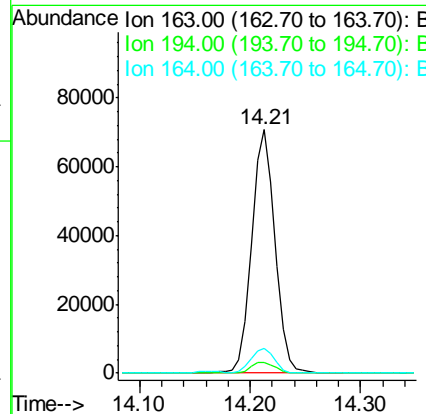
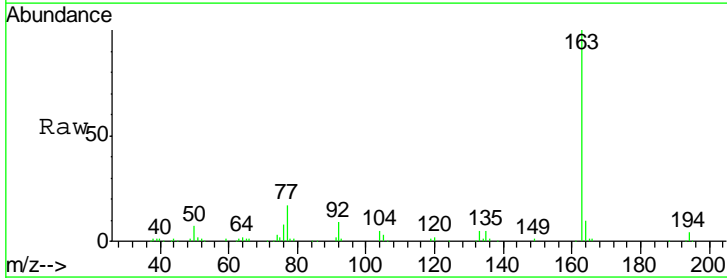
Instrument :
 BNA_G
ClientSampled :
 COAH4

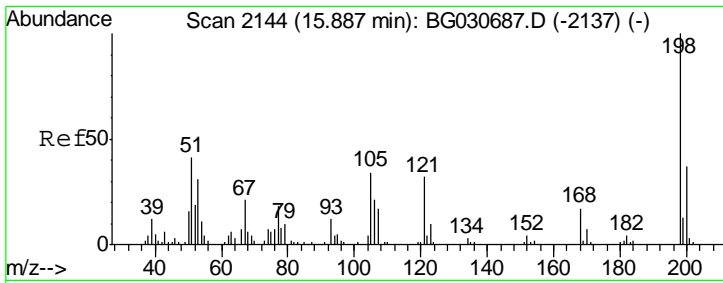
Tgt Ion	Resp	Lower	Upper
94	10988		
65	26.8	27.1	40.7#
66	32.8	34.6	52.0#



#44
 Dimethylphthalate
 Concen: 6.47 ng/ul
 RT: 14.21 min Scan# 1859
 Delta R.T. 0.00 min
 Lab File: BG030689.D
 Acq: 3 Nov 2017 8:03

Tgt Ion	Resp	Lower	Upper
163	104618		
194	4.5	3.5	5.3
164	10.1	7.6	11.4

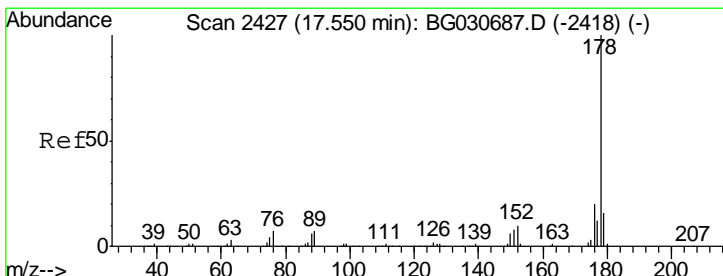
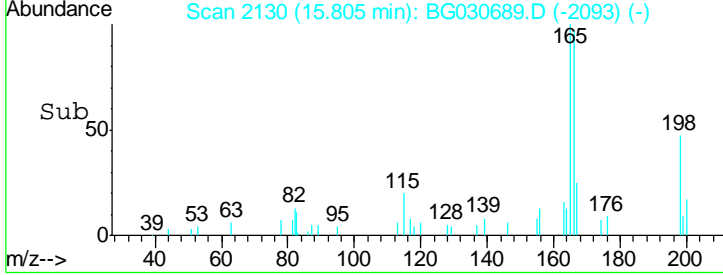
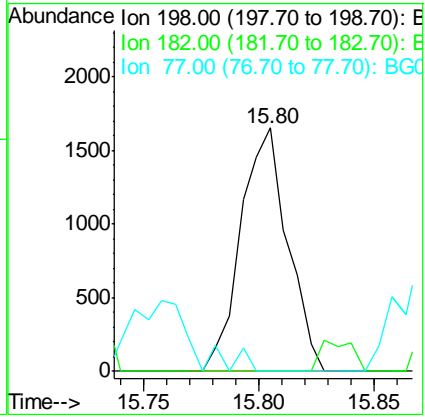
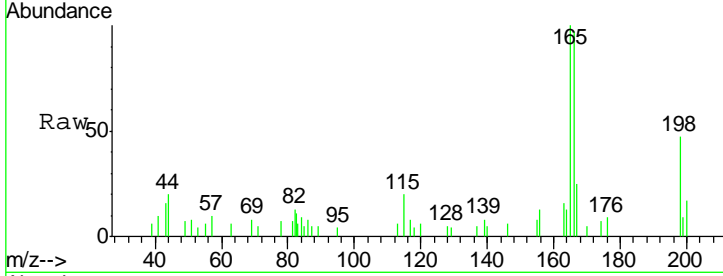




#63
 4,6-Dinitro-2-methylphenol
 Concen: 1.01 ng/ul
 RT: 15.80 min Scan# 2130
 Delta R.T. -0.08 min
 Lab File: BG030689.D
 Acq: 3 Nov 2017 8:03

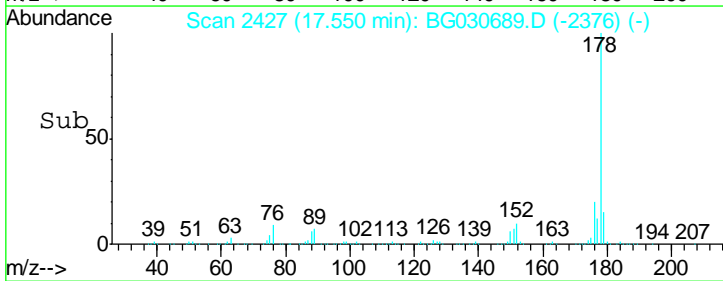
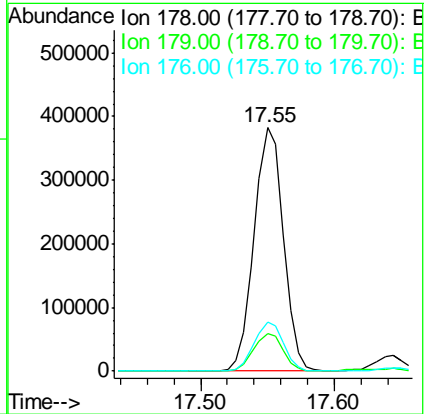
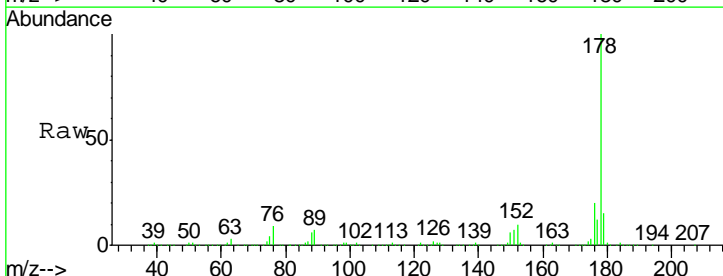
Instrument :
 BNA_G
 ClientSampled :
 COAH4

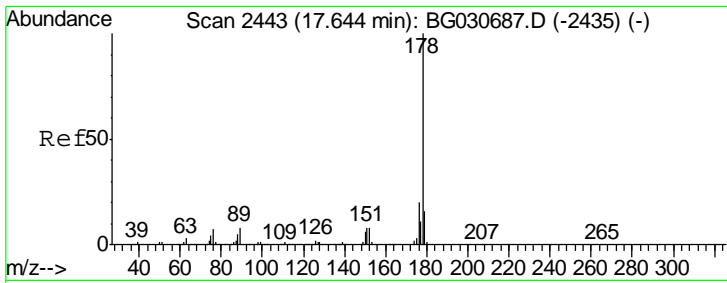
Tgt Ion	Resp	Lower	Upper
198	100		
182	0.0	4.6	5.0#
77	0.0	25.9	39.7#



#69
 Phenanthrene
 Concen: 23.85 ng/ul
 RT: 17.55 min Scan# 2427
 Delta R.T. 0.00 min
 Lab File: BG030689.D
 Acq: 3 Nov 2017 8:03

Tgt Ion	Resp	Lower	Upper
178	100		
179	15.4	13.0	19.6
176	20.1	15.3	22.9

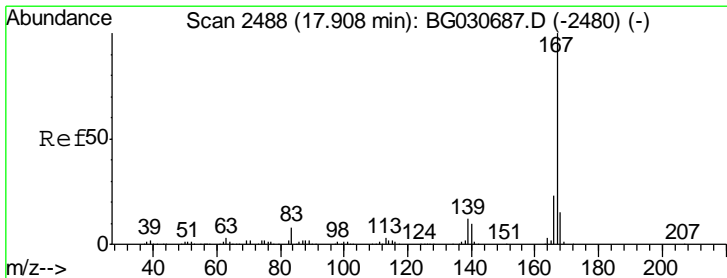
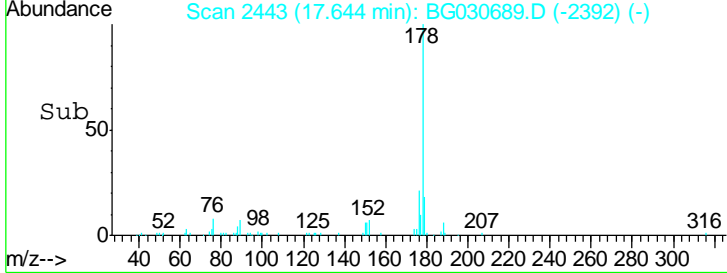
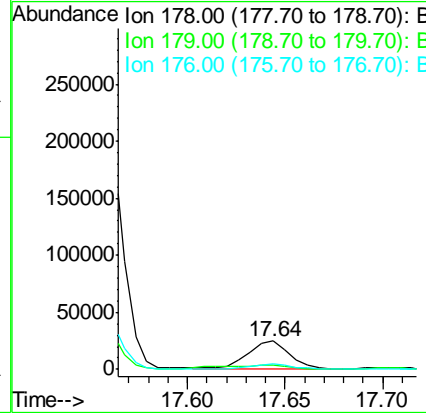
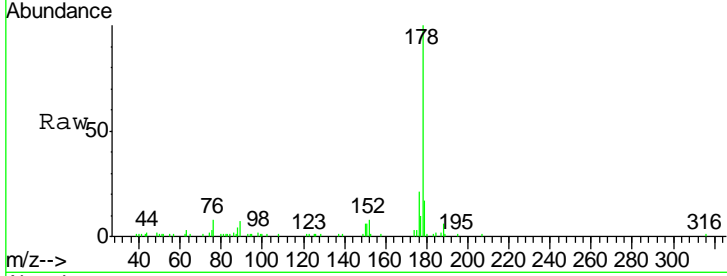




#71
 Anthracene
 Concen: 1.51 ng/ul
 RT: 17.64 min Scan# 2443
 Delta R.T. 0.00 min
 Lab File: BG030689.D
 Acq: 3 Nov 2017 8:03

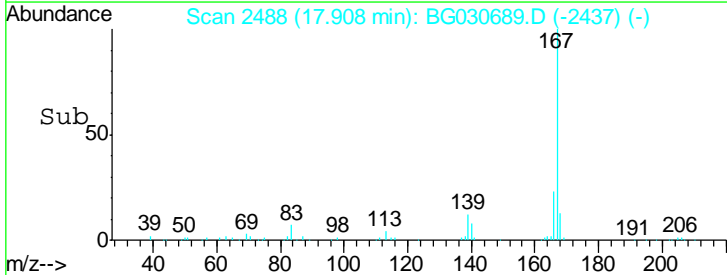
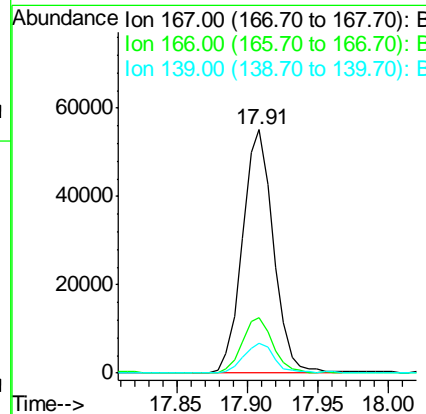
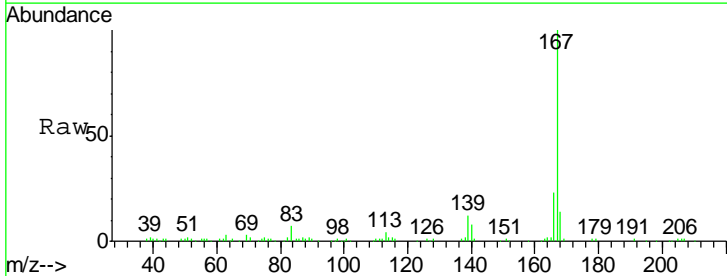
Instrument :
 BNA_G
 ClientSampled :
 COAH4

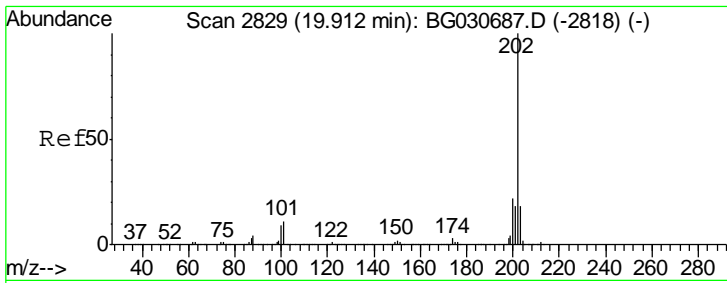
Tgt Ion	Resp	Lower	Upper
178	37654		
179	17.4	13.2	19.8
176	21.0	16.0	24.0



#72
 Carbazole
 Concen: 3.77 ng/ul
 RT: 17.91 min Scan# 2488
 Delta R.T. 0.00 min
 Lab File: BG030689.D
 Acq: 3 Nov 2017 8:03

Tgt Ion	Resp	Lower	Upper
167	84814		
166	23.0	18.6	28.0
139	12.1	10.6	16.0

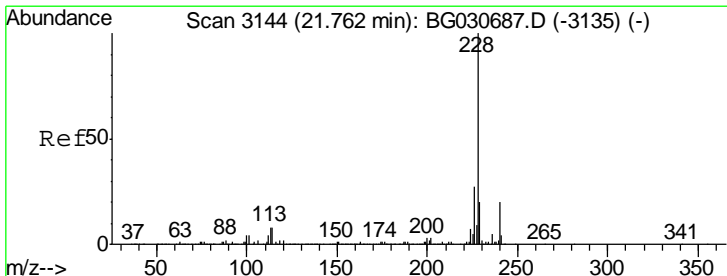
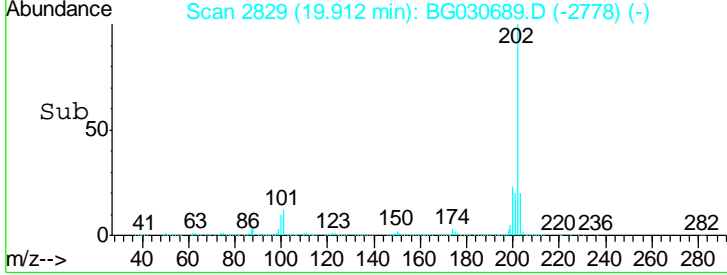
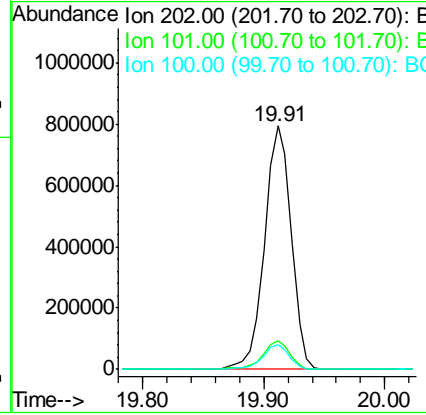
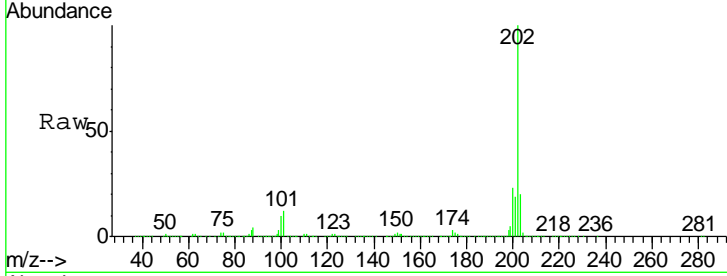




#77
 Pyrene
 Concen: 38.00 ng/ul
 RT: 19.91 min Scan# 2829
 Delta R.T. 0.00 min
 Lab File: BG030689.D
 Acq: 3 Nov 2017 8:03

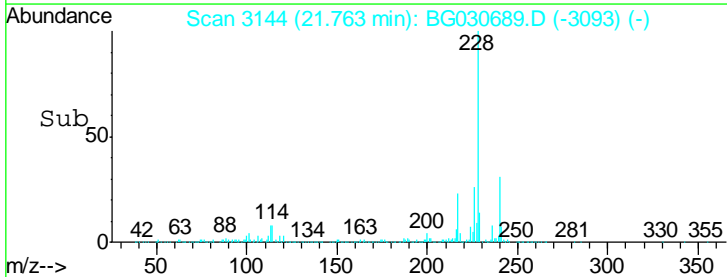
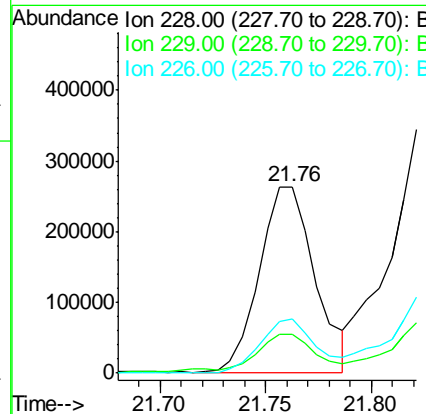
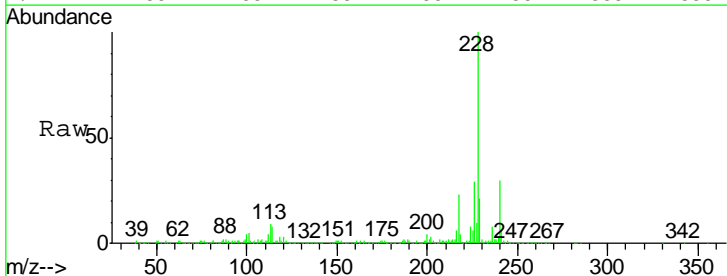
Instrument :
 BNA_G
 ClientSampled :
 COAH4

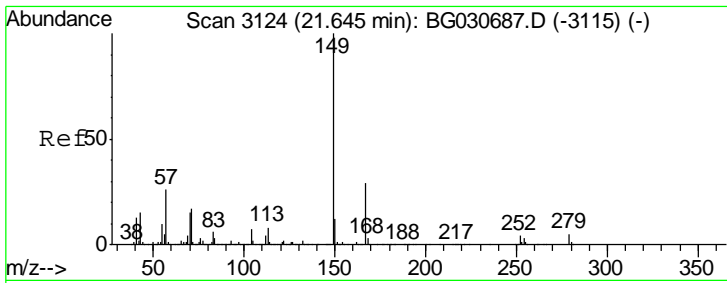
Tgt Ion	Resp	Lower	Upper
202	1206842		
101	11.9	8.4	12.6
100	10.0	7.0	10.6



#80
 Benzo(a)anthracene
 Concen: 16.17 ng/ul
 RT: 21.76 min Scan# 3144
 Delta R.T. 0.00 min
 Lab File: BG030689.D
 Acq: 3 Nov 2017 8:03

Tgt Ion	Resp	Lower	Upper
228	480136		
229	20.9	16.2	24.4
226	28.9	22.2	33.2

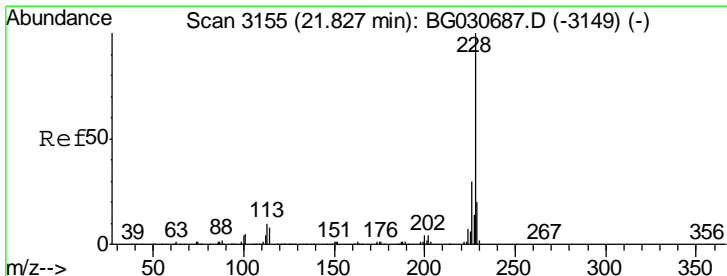
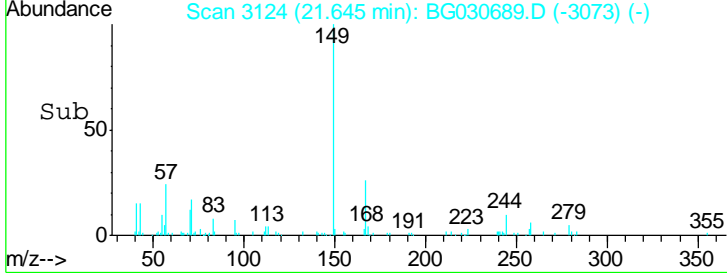
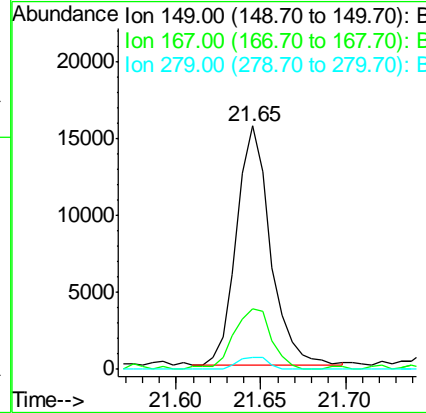
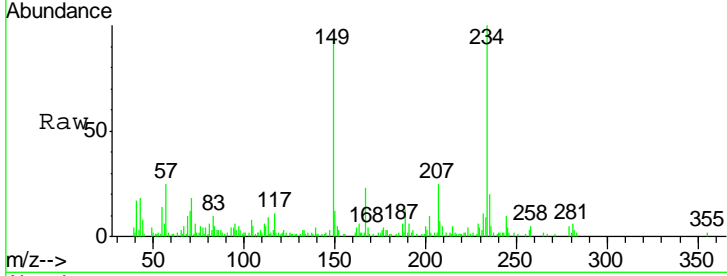




#81
 Bis(2-ethylhexyl)phthalate
 Concen: 1.16 ng/ul
 RT: 21.65 min Scan# 3124
 Delta R.T. 0.00 min
 Lab File: BG030689.D
 Acq: 3 Nov 2017 8:03

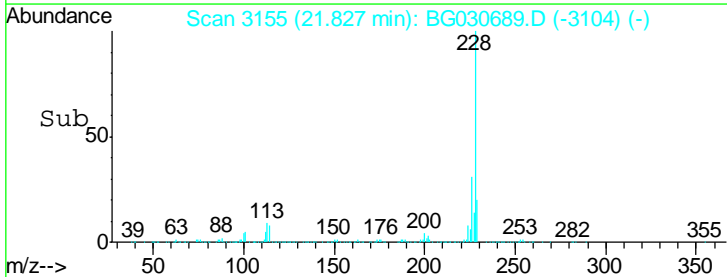
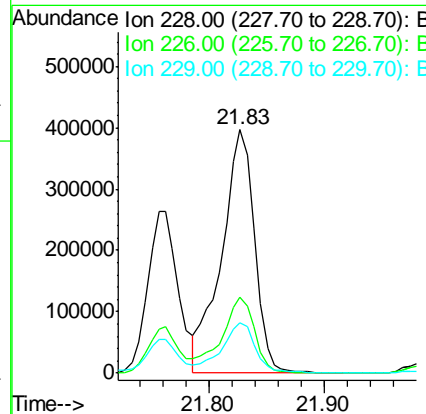
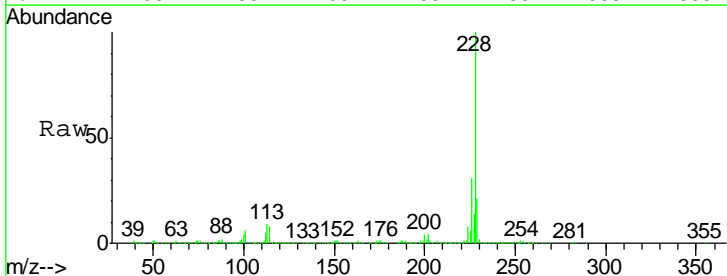
Instrument :
 BNA_G
 ClientSampled :
 COAH4

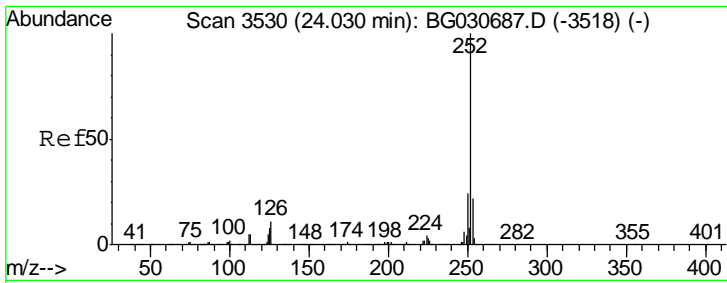
Tgt Ion	Resp	Lower	Upper
149	21556		
167	24.8	23.2	34.8
279	4.9	3.1	4.7#



#82
 Chrysene
 Concen: 28.95 ng/ul
 RT: 21.83 min Scan# 3155
 Delta R.T. 0.00 min
 Lab File: BG030689.D
 Acq: 3 Nov 2017 8:03

Tgt Ion	Resp	Lower	Upper
228	781151		
226	31.1	24.2	36.2
229	20.6	15.2	22.8



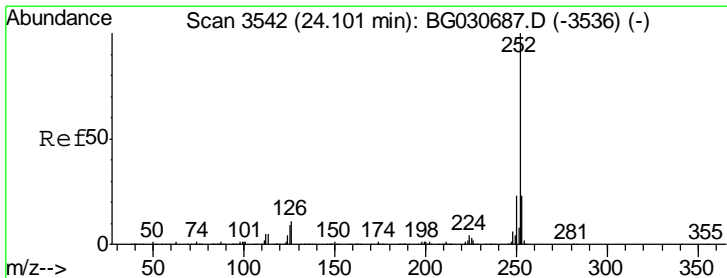
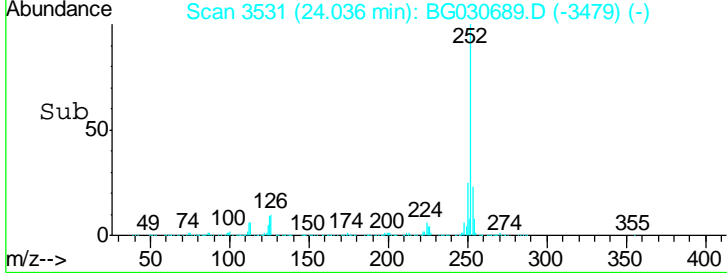
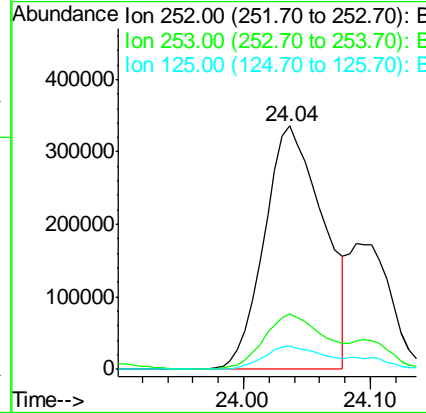
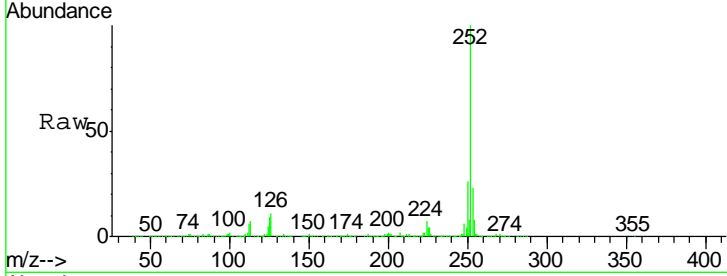


#85
 Benzo(b)fluoranthene
 Concen: 37.00 ng/ul
 RT: 24.04 min Scan# 3531
 Delta R.T. 0.01 min
 Lab File: BG030689.D
 Acq: 3 Nov 2017 8:03

Instrument :
 BNA_G
 ClientSampled :
 COAH4

Tgt Ion: 252 Resp: 1084553

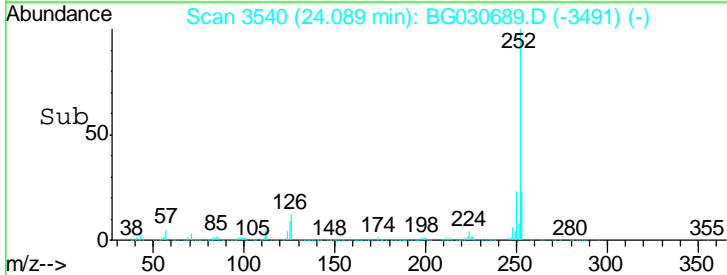
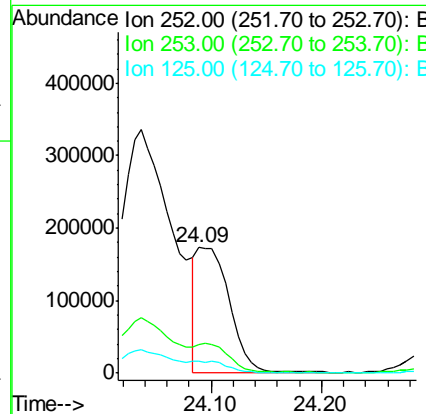
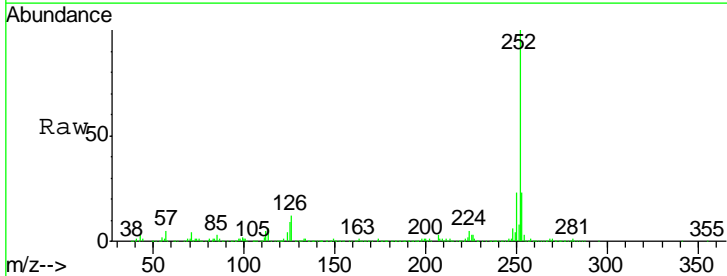
Ion	Ratio	Lower	Upper
252	100		
253	22.9	17.0	25.4
125	9.5	7.5	11.3

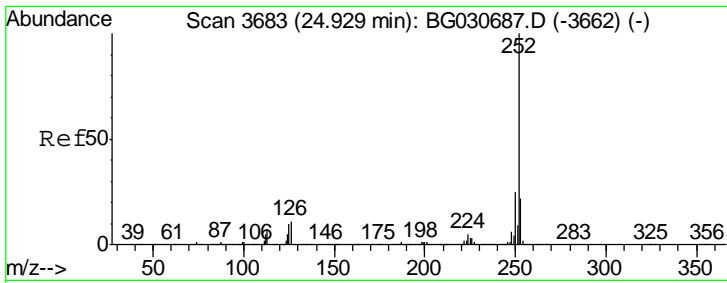


#86
 Benzo(k)fluoranthene
 Concen: 12.22 ng/ul
 RT: 24.09 min Scan# 3540
 Delta R.T. -0.01 min
 Lab File: BG030689.D
 Acq: 3 Nov 2017 8:03

Tgt Ion: 252 Resp: 346253

Ion	Ratio	Lower	Upper
252	100		
253	22.8	17.2	25.8
125	9.2	7.8	11.8


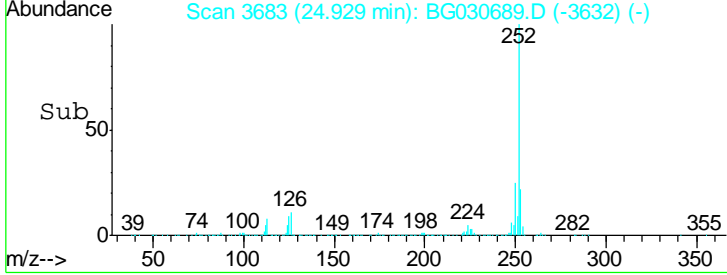
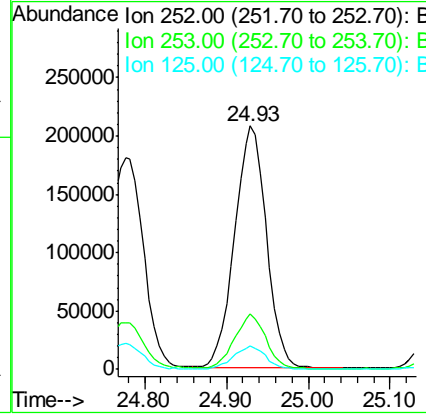
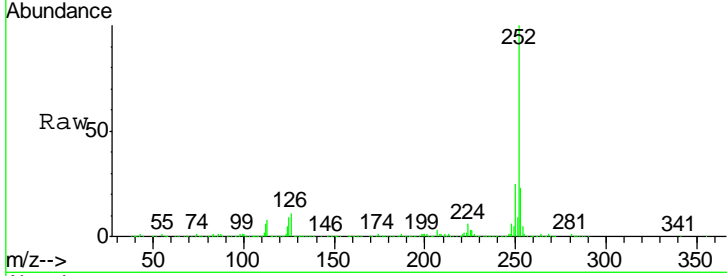




#88
 Benzo(a)pyrene
 Concen: 19.75 ng/ul
 RT: 24.93 min Scan# 3683
 Delta R.T. 0.00 min
 Lab File: BG030689.D
 Acq: 3 Nov 2017 8:03

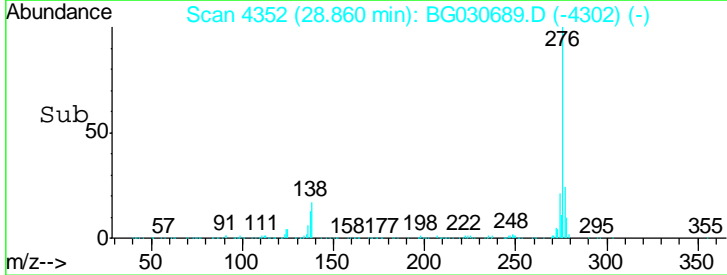
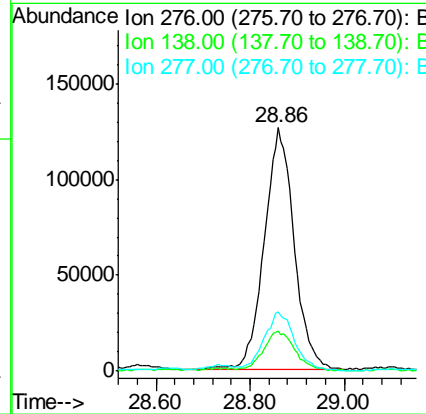
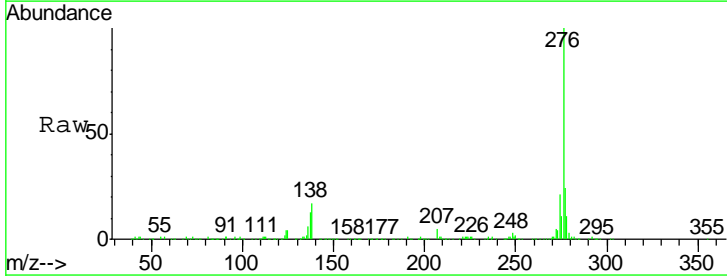
Instrument :
 BNA_G
 ClientSampled :
 COAH4

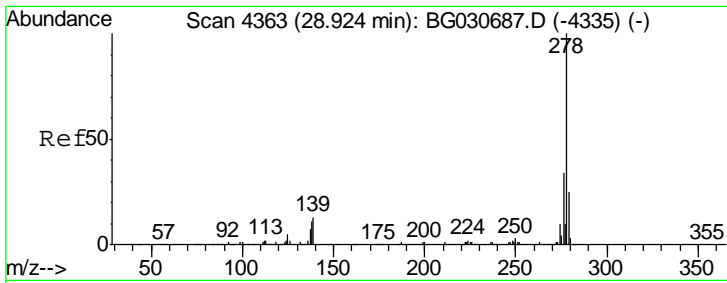
Tgt Ion	Resp	Lower	Upper
252	563468		
253	23.0	17.1	25.7
125	9.5	7.8	11.8



#89
 Indeno(1,2,3-cd)pyrene
 Concen: 17.32 ng/ul
 RT: 28.86 min Scan# 4352
 Delta R.T. -0.01 min
 Lab File: BG030689.D
 Acq: 3 Nov 2017 8:03

Tgt Ion	Resp	Lower	Upper
276	559328		
138	16.6	13.4	20.0
277	24.3	18.6	28.0

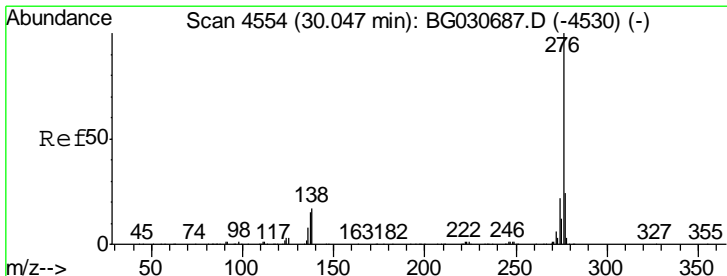
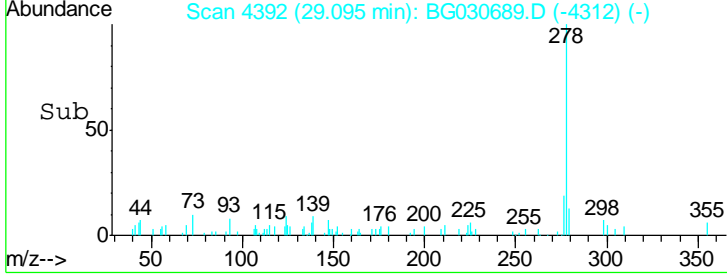
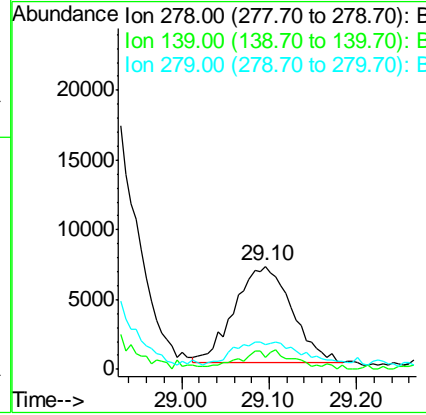
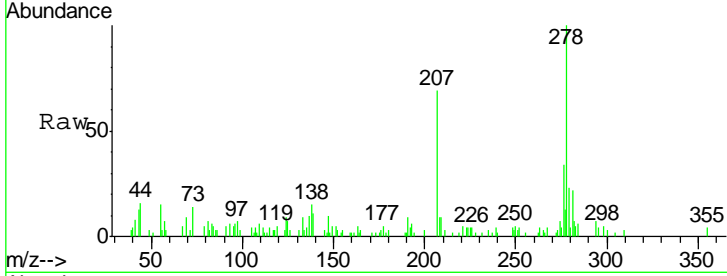




#90
 Dibenzo(a,h)anthracene
 Concen: 1.16 ng/ul
 RT: 29.10 min Scan# 4392
 Delta R.T. 0.17 min
 Lab File: BG030689.D
 Acq: 3 Nov 2017 8:03

Instrument :
 BNA_G
 ClientSampled :
 COAH4

Tgt Ion	Resp	Lower	Upper
278	31092		
139	11.3	9.4	14.2
279	23.5	18.4	27.6



#91
 Benzo(g,h,i)perylene
 Concen: 17.65 ng/ul
 RT: 30.05 min Scan# 4554
 Delta R.T. 0.00 min
 Lab File: BG030689.D
 Acq: 3 Nov 2017 8:03

Tgt Ion	Resp	Lower	Upper
276	472340		
138	18.7	12.1	18.1#
277	25.5	17.7	26.5

