

Data Path : Z:\SVOASRV\HPCHEM1\BNA G\DATA\BG110419\
 Data File : BG043483.D
 Acq On : 4 Nov 2019 16:33
 Operator : JU
 Sample : K5146-15 2X
 Misc :
 ALS Vial : 5 Sample Multiplier: 1

Instrument :
 BNA_G
 ClientSampleId :
 CL-01-103019

Quant Time: Nov 04 17:09:30 2019
 Quant Method : Z:\SVOASRV\HPCHEM1\BNA G\METHODS\8270-BG102119.M
 Quant Title : ASP BNA STANDARDS FOR 5 POINT CALIBRATION
 QLast Update : Mon Nov 04 15:22:15 2019
 Response via : Initial Calibration

Internal Standards	R.T.	QIon	Response	Conc	Units	Dev(Min)
1) 1,4-Dichlorobenzene-d4	8.01	152	52105	20.00	ng	0.00
21) Naphthalene-d8	10.81	136	200414	20.00	ng	0.00
39) Acenaphthene-d10	14.64	164	133147	20.00	ng	0.00
64) Phenanthrene-d10	17.38	188	295237	20.00	ng	0.00
76) Chrysene-d12	21.65	240	307153	20.00	ng	0.00
87) Perylene-d12	24.85	264	368299	20.00	ng	0.00

System Monitoring Compounds	R.T.	QIon	Response	Conc	Units	Dev(Min)
5) 2-Fluorophenol	5.60	112	120523	42.39	ng	0.00
7) Phenol-d6	7.20	99	169573	41.45	ng	0.00
23) Nitrobenzene-d5	9.18	82	96770	24.89	ng	0.00
42) 2,4,6-Tribromophenol	16.13	330	87456	34.52	ng	0.00
45) 2-Fluorobiphenyl	13.26	172	256353	26.60	ng	0.00
79) Terphenyl-d14	19.99	244	447700	27.35	ng	0.00

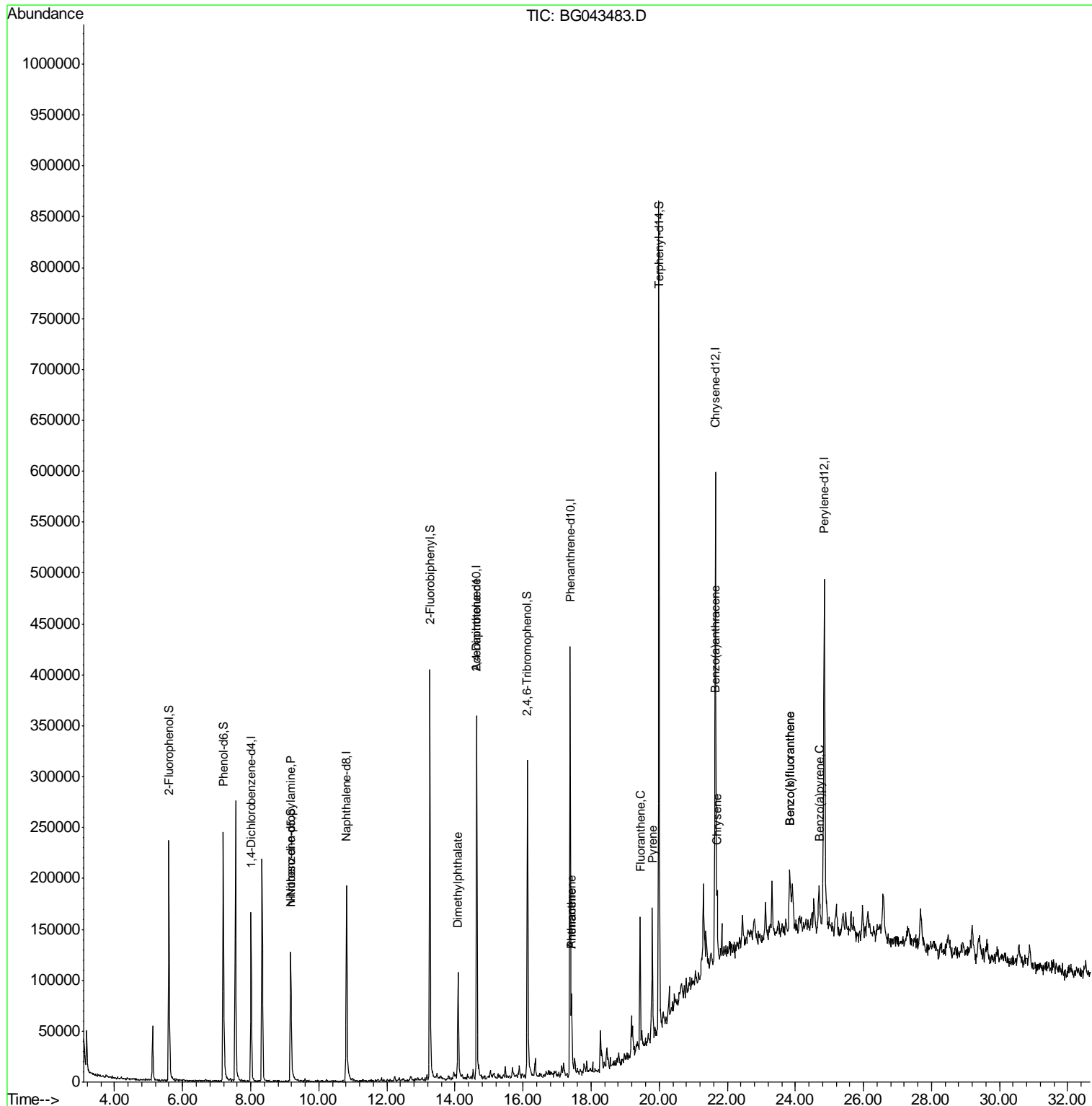
Target Compounds	R.T.	QIon	Response	Conc	Units	Qvalue
19) n-Nitroso-di-n-propylamine	9.18	70	14227	5.382	ng	# 69
50) Dimethylphthalate	14.09	163	86447	8.382	ng	97
57) 2,4-Dinitrotoluene	14.64	165	19664	6.141	ng	# 27
71) Phenanthrene	17.43	178	49014	3.242	ng	99
72) Anthracene	17.43	178	49014	3.240	ng	99
75) Fluoranthene	19.44	202	98277	4.986	ng	97
78) Pyrene	19.80	202	86578	4.554	ng	98
81) Benzo(a)anthracene	21.63	228	48283	2.510	ng	97
83) Chrysene	21.70	228	46974	2.457	ng	95
88) Benzo(b)fluoranthene	23.83	252	63542	3.046	ng	# 88
89) Benzo(k)fluoranthene	23.83	252	63542	3.026	ng	# 87
90) Benzo(a)pyrene	24.69	252	47521	2.386	ng	# 92

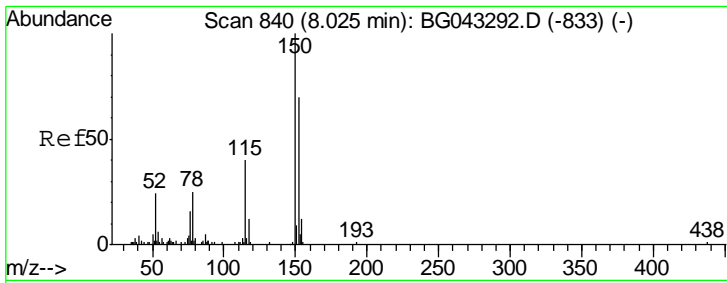
(#) = qualifier out of range (m) = manual integration (+) = signals summed

Data Path : Z:\SVOASRV\HPCHEM1\BNA G\DATA\BG110419\
 Data File : BG043483.D
 Acq On : 4 Nov 2019 16:33
 Operator : JU
 Sample : K5146-15 2X
 Misc :
 ALS Vial : 5 Sample Multiplier: 1

Instrument :
 BNA_G
 ClientSampleId :
 CL-01-103019

Quant Time: Nov 04 17:09:30 2019
 Quant Method : Z:\SVOASRV\HPCHEM1\BNA G\METHODS\8270-BG102119.M
 Quant Title : ASP BNA STANDARDS FOR 5 POINT CALIBRATION
 QLast Update : Mon Nov 04 15:22:15 2019
 Response via : Initial Calibration

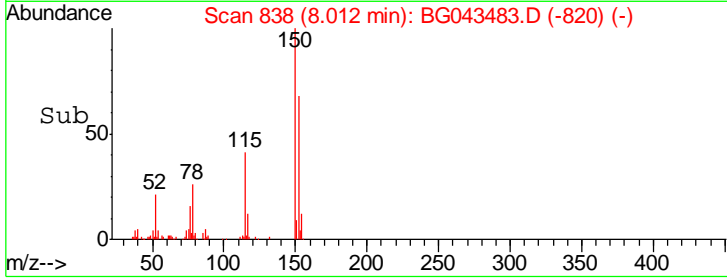
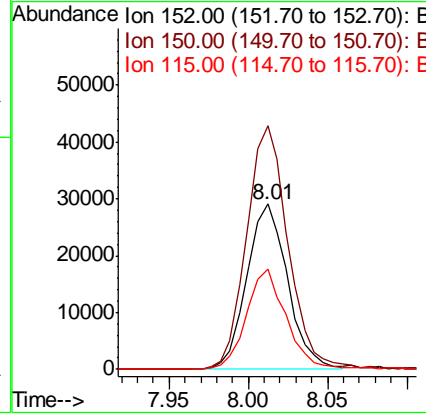
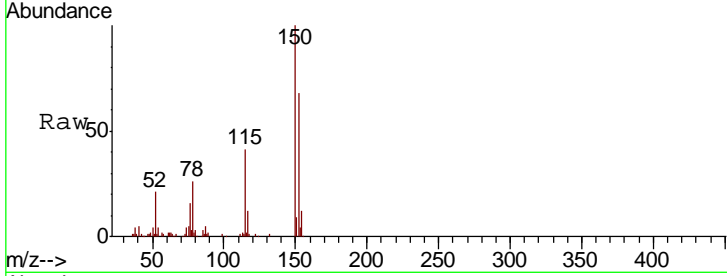




#1
 1,4-Dichlorobenzene-d4
 Concen: 20.000 ng
 RT: 8.01 min Scan# 838
 Delta R.T. 0.00 min
 Lab File: BG043483.D
 Acq: 4 Nov 2019 16:33

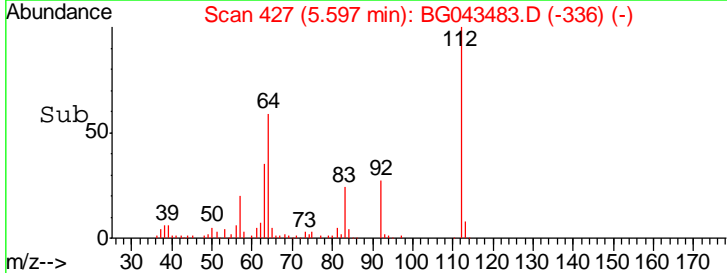
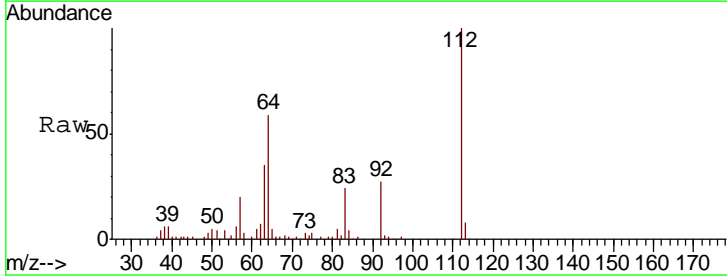
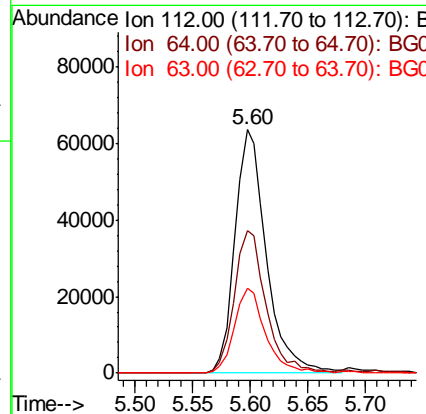
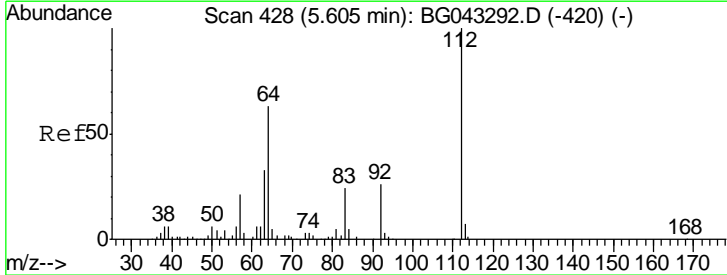
Instrument :
 BNA_G
 ClientSampled :
 CL-01-103019

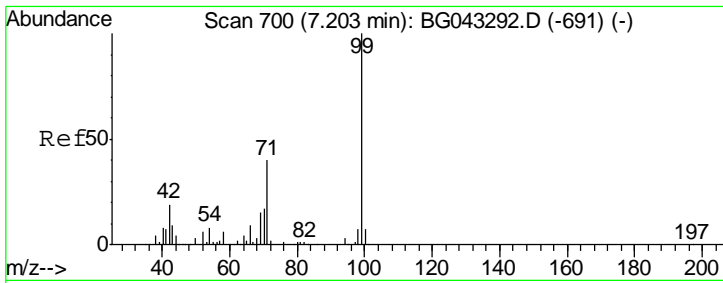
Tgt Ion	Resp	Lower	Upper
152	100		
150	147.3	129.4	194.0
115	60.9	48.8	73.2



#5
 2-Fluorophenol
 Concen: 42.386 ng
 RT: 5.60 min Scan# 427
 Delta R.T. 0.00 min
 Lab File: BG043483.D
 Acq: 4 Nov 2019 16:33

Tgt Ion	Resp	Lower	Upper
112	100		
64	58.6	50.0	75.0
63	35.1	26.6	40.0

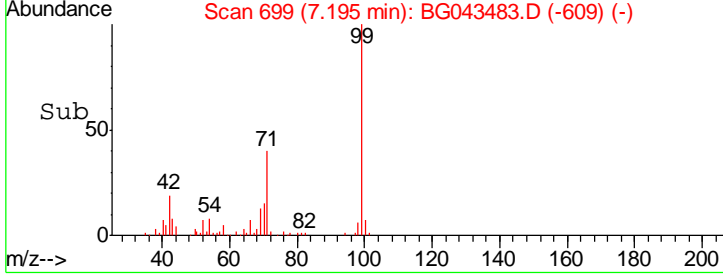
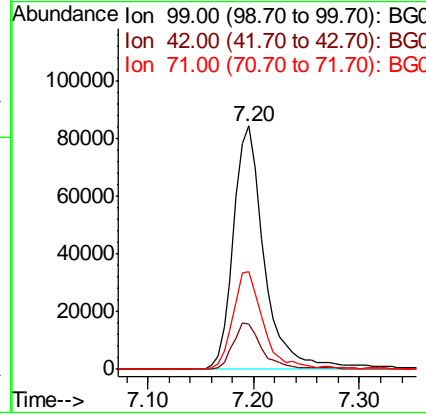
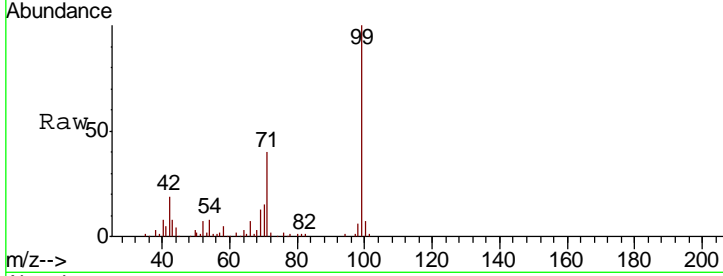




#7
 Phenol-d6
 Concen: 41.449 ng
 RT: 7.20 min Scan# 699
 Delta R.T. -0.00 min
 Lab File: BG043483.D
 Acq: 4 Nov 2019 16:33

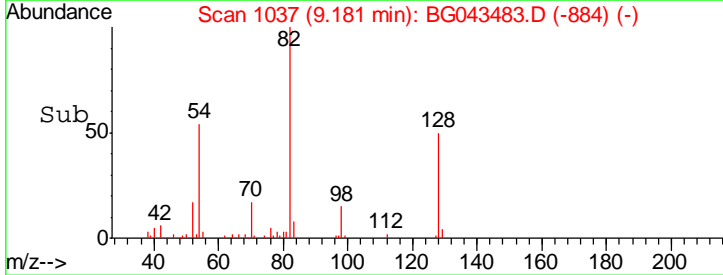
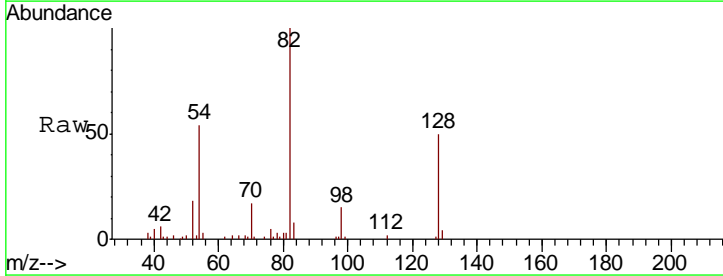
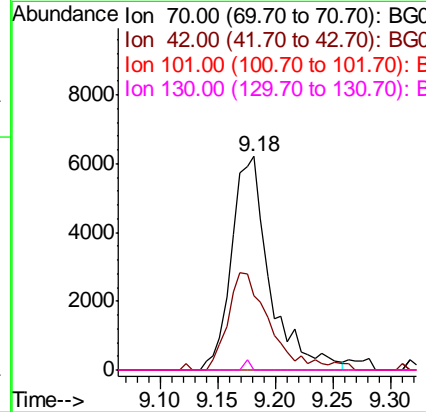
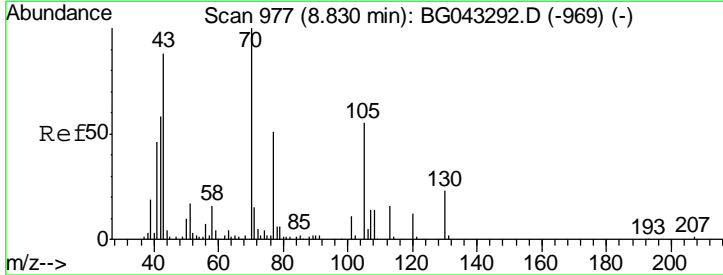
Instrument :
 BNA_G
ClientSampled :
 CL-01-103019

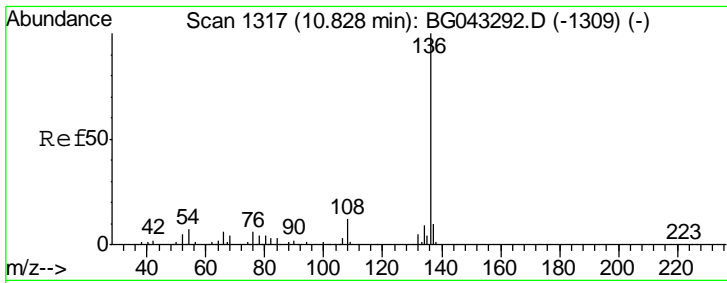
Tgt Ion	Resp	Lower	Upper
99	169573		
42	18.7	14.6	21.8
71	40.3	32.5	48.7



#19
 n-Nitroso-di-n-propylamine
 Concen: 5.382 ng
 RT: 9.18 min Scan# 1037
 Delta R.T. 0.37 min
 Lab File: BG043483.D
 Acq: 4 Nov 2019 16:33

Tgt Ion	Resp	Lower	Upper
70	14227		
42	34.6	41.4	62.2#
101	0.0	7.9	11.9#
130	0.0	19.0	28.4#

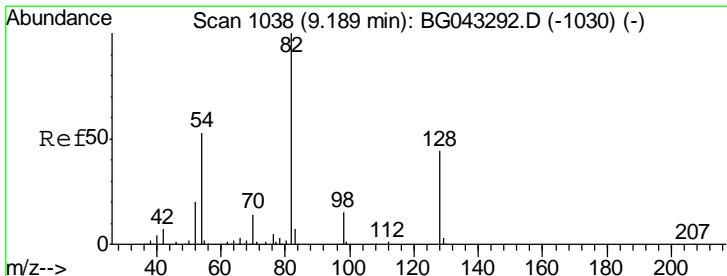
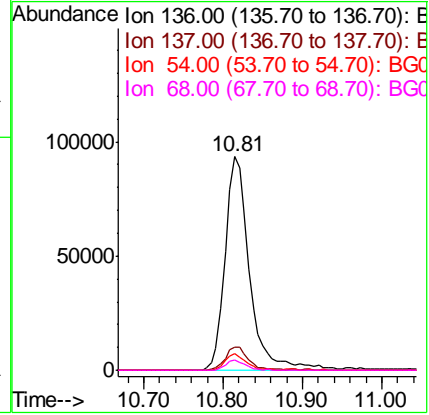
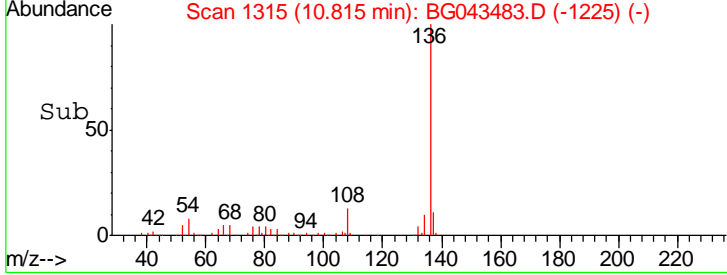
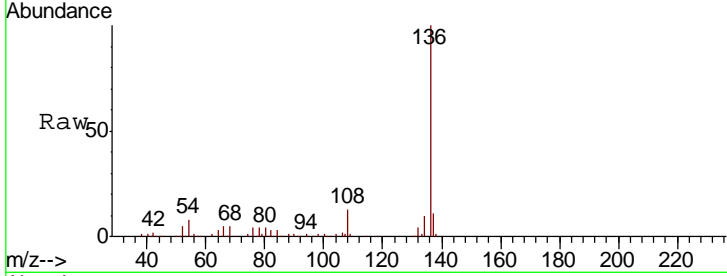




#21
 Naphthalene-d8
 Concen: 20.000 ng
 RT: 10.81 min Scan# 1315
 Delta R.T. -0.00 min
 Lab File: BG043483.D
 Acq: 4 Nov 2019 16:33

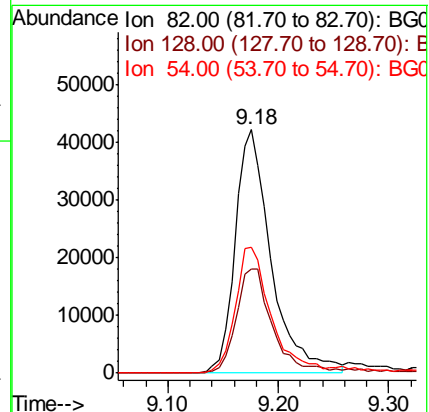
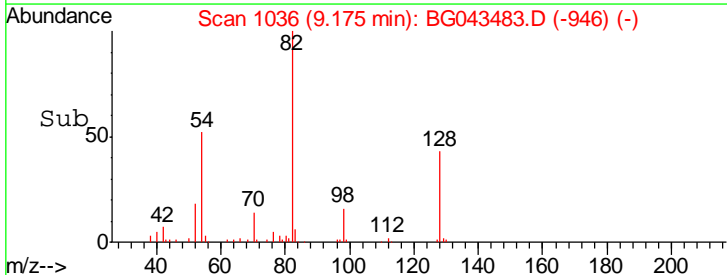
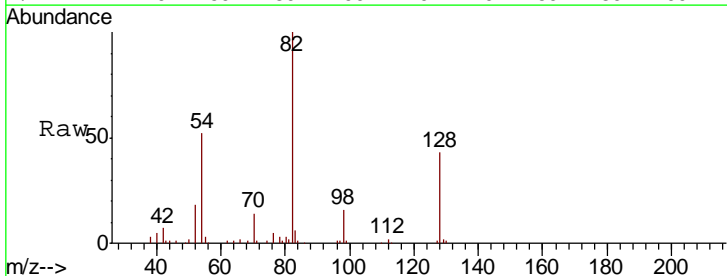
Instrument :
 BNA_G
 ClientSampled :
 CL-01-103019

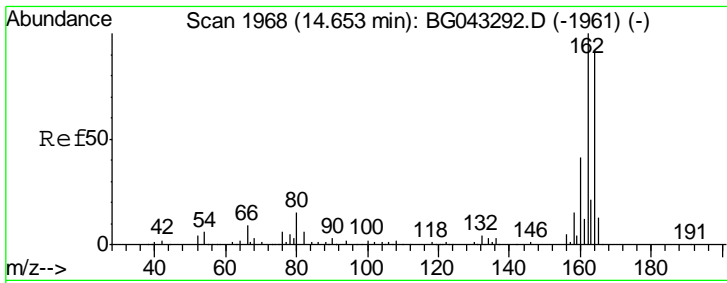
Tgt Ion	Resp	Lower	Upper
136	100		
137	11.0	8.7	13.1
54	7.7	5.4	8.2
68	4.6	3.0	4.4#



#23
 Nitrobenzene-d5
 Concen: 24.893 ng
 RT: 9.18 min Scan# 1036
 Delta R.T. -0.00 min
 Lab File: BG043483.D
 Acq: 4 Nov 2019 16:33

Tgt Ion	Resp	Lower	Upper
82	100		
128	42.8	35.0	52.6
54	51.9	40.2	60.2

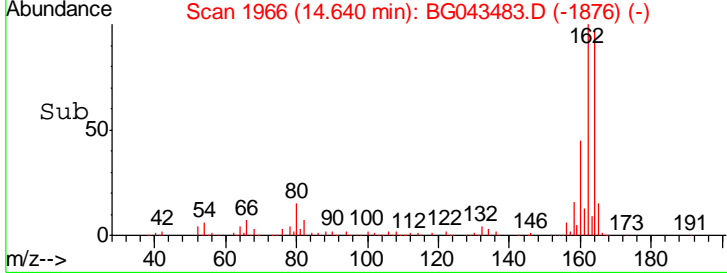
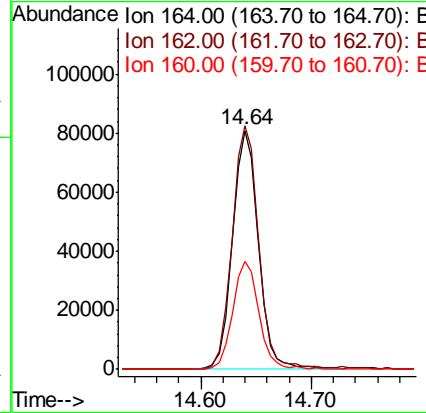
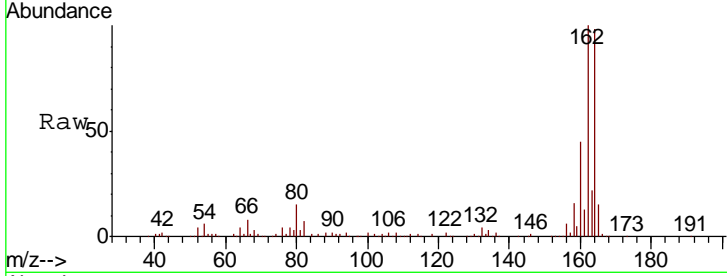




#39
 Acenaphthene-d10
 Concen: 20.000 ng
 RT: 14.64 min Scan# 1966
 Delta R.T. -0.00 min
 Lab File: BG043483.D
 Acq: 4 Nov 2019 16:33

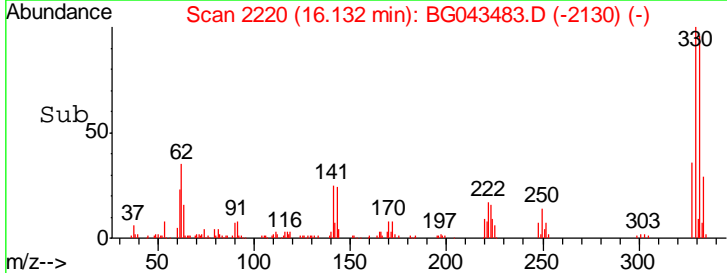
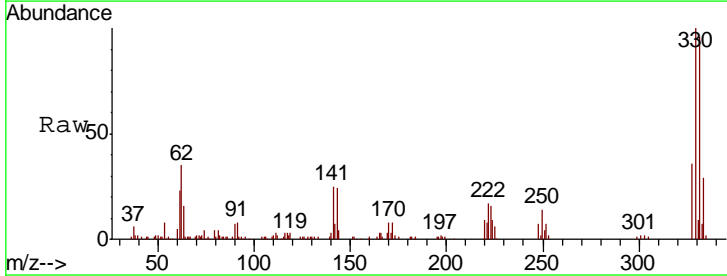
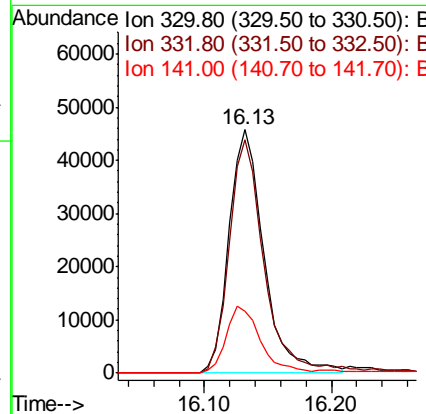
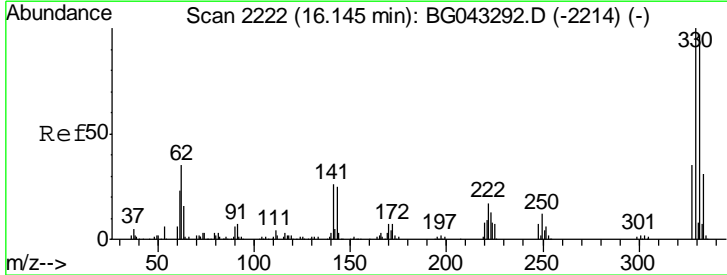
Instrument :
 BNA_G
 ClientSampled :
 CL-01-103019

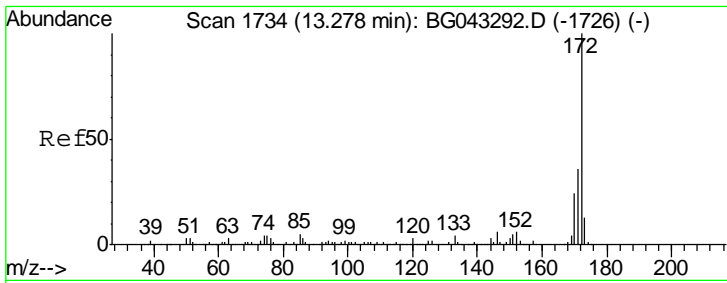
Tgt Ion	Resp	Lower	Upper
164	100		
162	102.0	83.5	125.3
160	45.5	36.5	54.7



#42
 2,4,6-Tribromophenol
 Concen: 34.516 ng
 RT: 16.13 min Scan# 2220
 Delta R.T. -0.00 min
 Lab File: BG043483.D
 Acq: 4 Nov 2019 16:33

Tgt Ion	Resp	Lower	Upper
330	100		
332	97.1	77.4	116.0
141	26.8	22.8	34.2

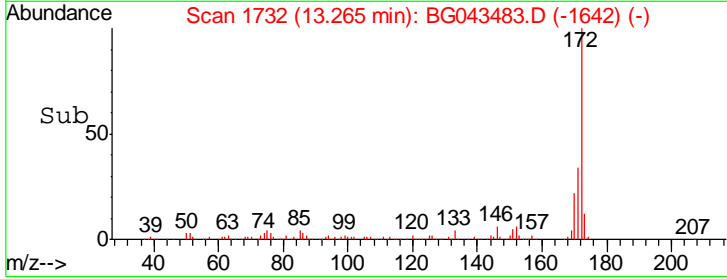
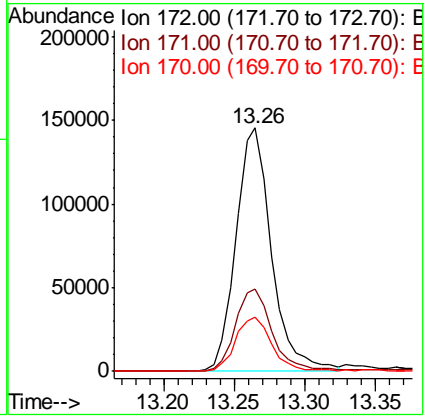





#45
 2-Fluorobiphenyl
 Concen: 26.604 ng
 RT: 13.26 min Scan# 1732
 Delta R.T. -0.00 min
 Lab File: BG043483.D
 Acq: 4 Nov 2019 16:33

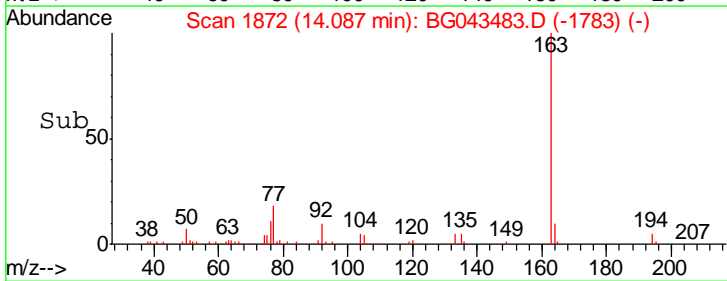
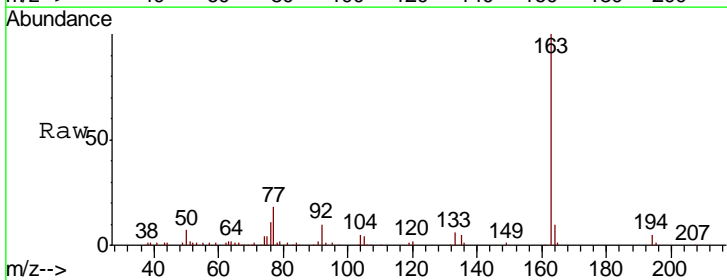
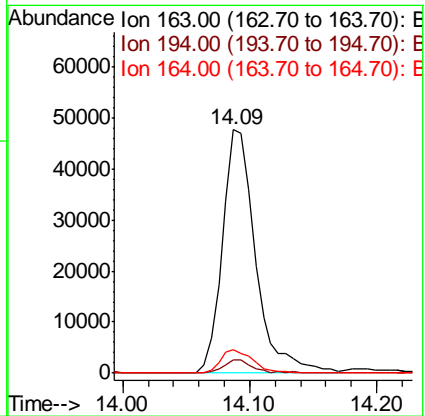
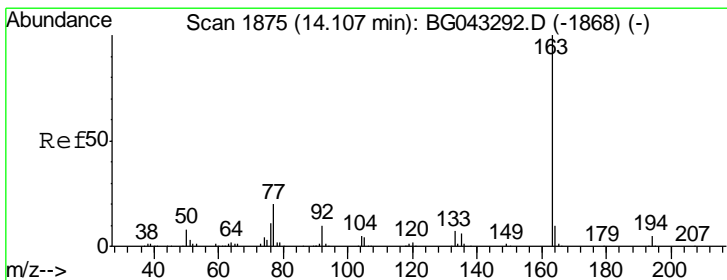
Instrument :
 BNA_G
 ClientSampleId :
 CL-01-103019

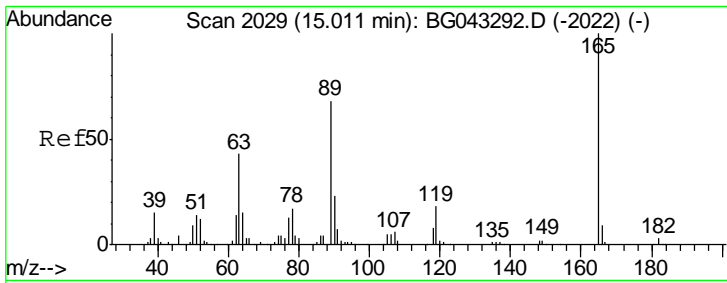
Tgt Ion	Resp	Lower	Upper
172	100		
171	34.0	28.9	43.3
170	22.3	18.5	27.7



#50
 Dimethylphthalate
 Concen: 8.382 ng
 RT: 14.09 min Scan# 1872
 Delta R.T. -0.01 min
 Lab File: BG043483.D
 Acq: 4 Nov 2019 16:33

Tgt Ion	Resp	Lower	Upper
163	100		
194	5.3	3.8	5.6
164	9.8	8.9	13.3

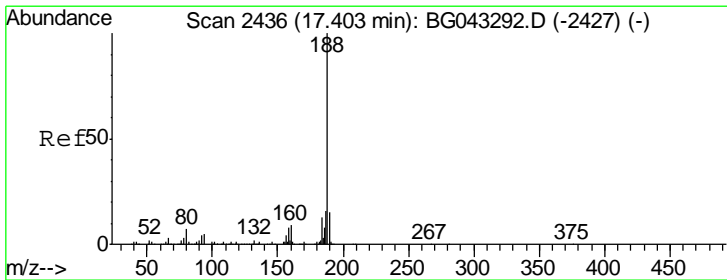
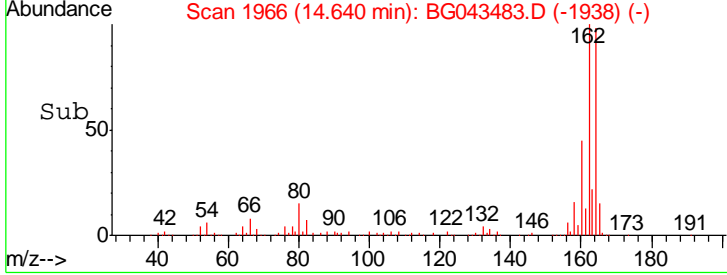
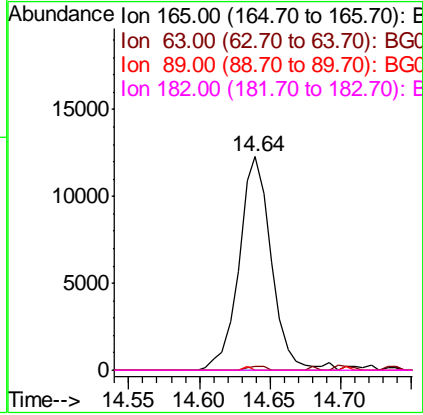
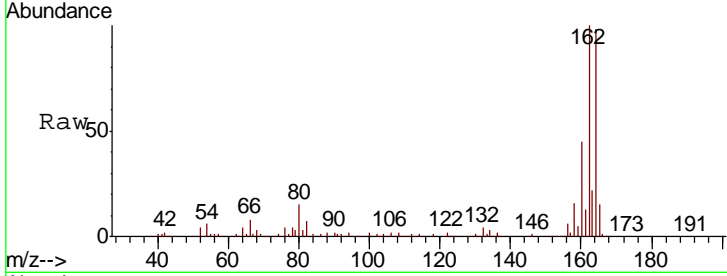




#57
 2,4-Dinitrotoluene
 Concen: 6.141 ng
 RT: 14.64 min Scan# 1966
 Delta R.T. -0.37 min
 Lab File: BG043483.D
 Acq: 4 Nov 2019 16:33

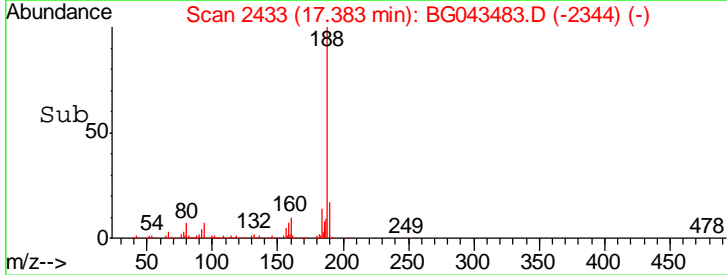
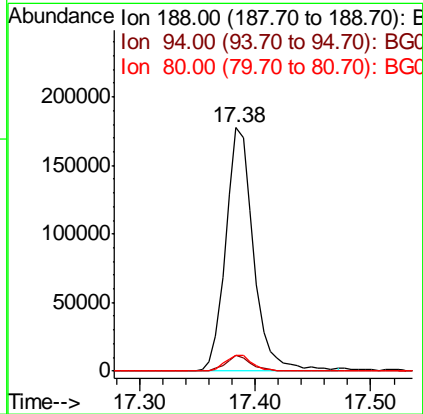
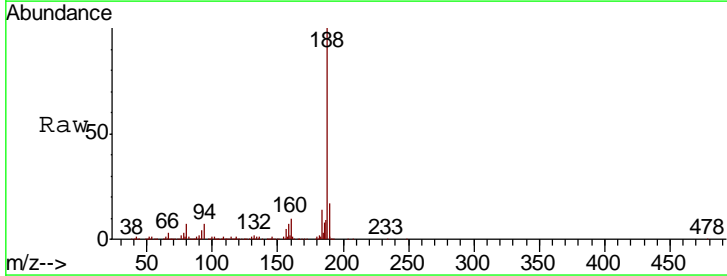
Instrument :
 BNA_G
 ClientSampleId :
 CL-01-103019

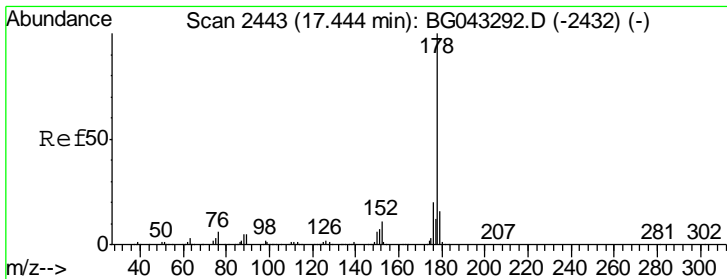
Tgt Ion	Resp	Lower	Upper
165	19664		
63	1.8	33.2	49.8#
89	0.0	52.2	78.4#
182	0.0	2.0	3.0#



#64
 Phenanthrene-d10
 Concen: 20.000 ng
 RT: 17.38 min Scan# 2433
 Delta R.T. -0.01 min
 Lab File: BG043483.D
 Acq: 4 Nov 2019 16:33

Tgt Ion	Resp	Lower	Upper
188	295237		
94	6.7	4.2	6.4#
80	6.7	4.5	6.7

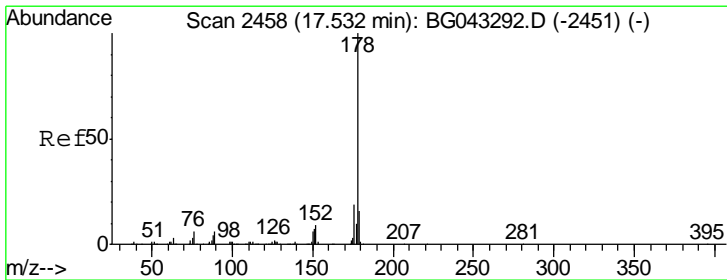
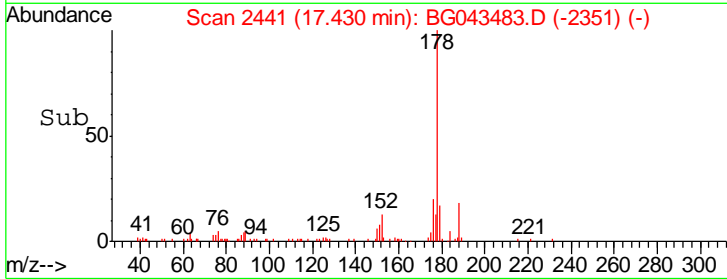
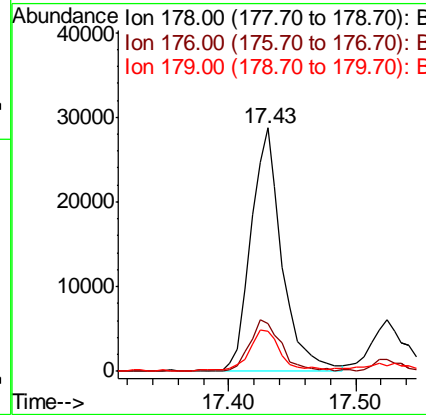
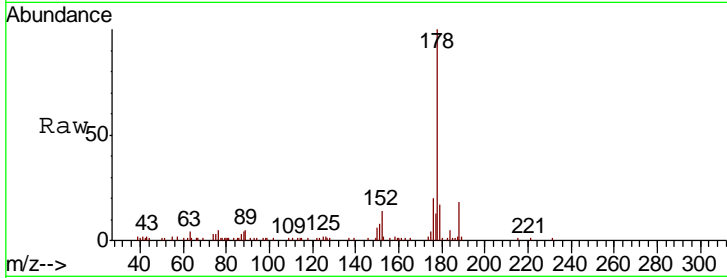




#71
 Phenanthrene
 Concen: 3.242 ng
 RT: 17.43 min Scan# 2441
 Delta R.T. -0.00 min
 Lab File: BG043483.D
 Acq: 4 Nov 2019 16:33

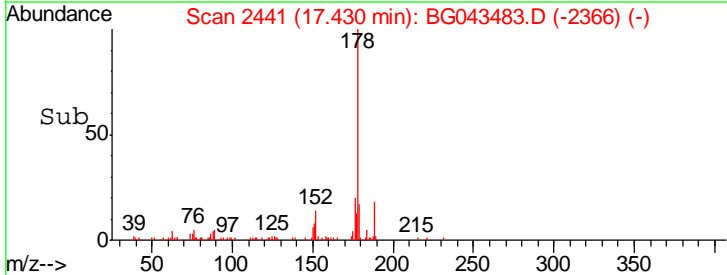
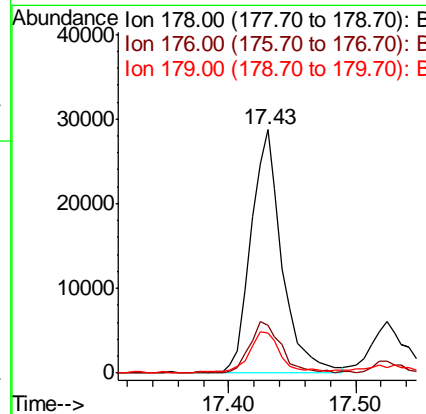
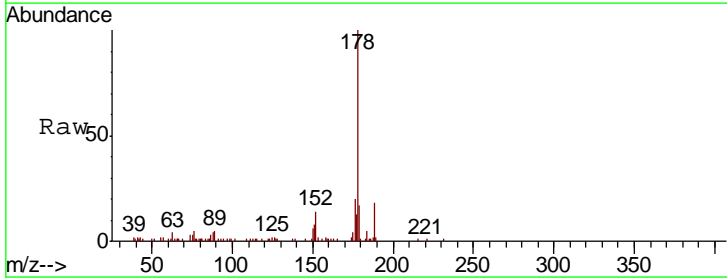
Instrument :
 BNA_G
 ClientSampled :
 CL-01-103019

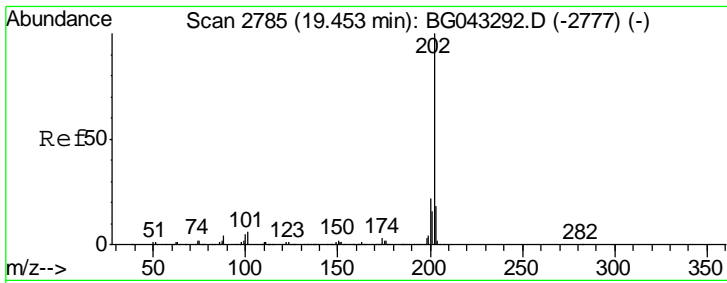
Tgt Ion	Resp	Lower	Upper
178	49014		
176	19.9	15.4	23.0
179	16.6	13.0	19.6



#72
 Anthracene
 Concen: 3.240 ng
 RT: 17.43 min Scan# 2441
 Delta R.T. -0.09 min
 Lab File: BG043483.D
 Acq: 4 Nov 2019 16:33

Tgt Ion	Resp	Lower	Upper
178	49014		
176	19.9	15.5	23.3
179	16.6	13.7	20.5

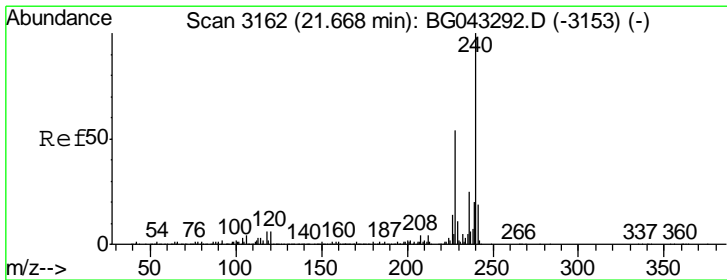
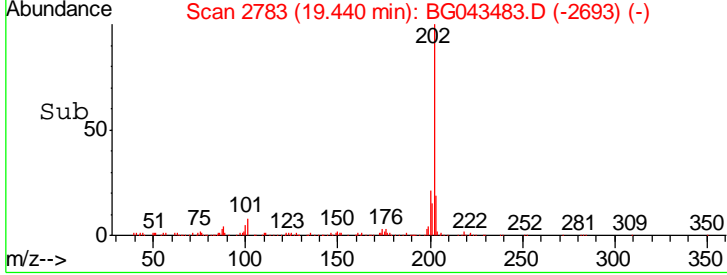
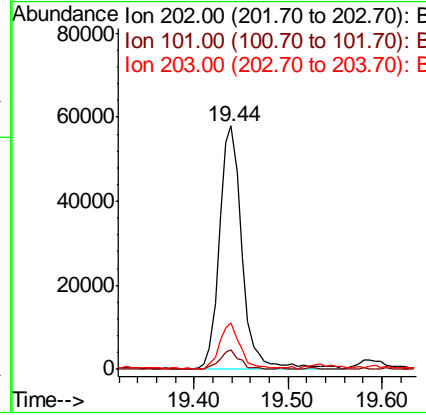
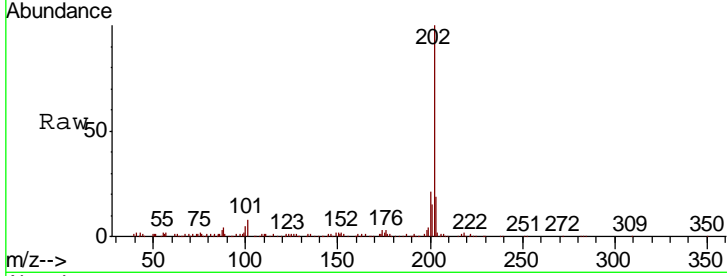




#75
 Fluoranthene
 Concen: 4.986 ng
 RT: 19.44 min Scan# 2783
 Delta R.T. -0.00 min
 Lab File: BG043483.D
 Acq: 4 Nov 2019 16:33

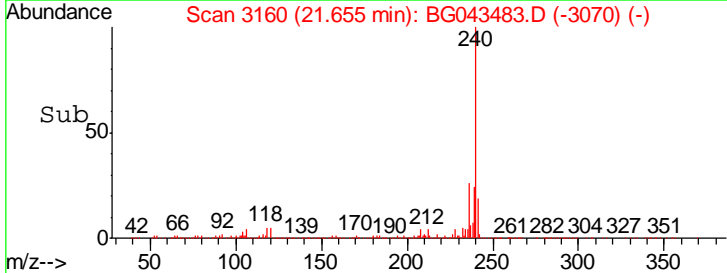
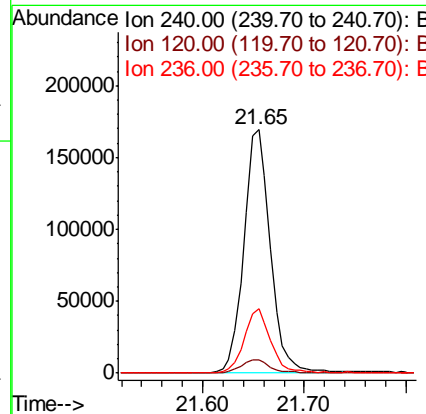
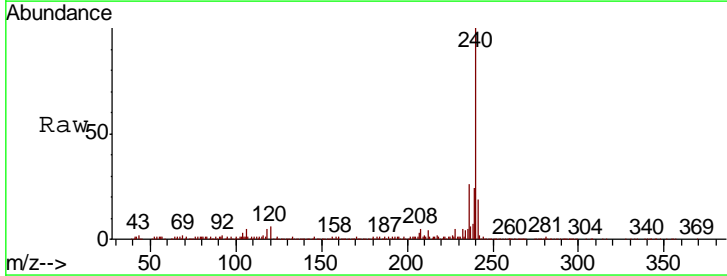
Instrument :
 BNA_G
 ClientSampled :
 CL-01-103019

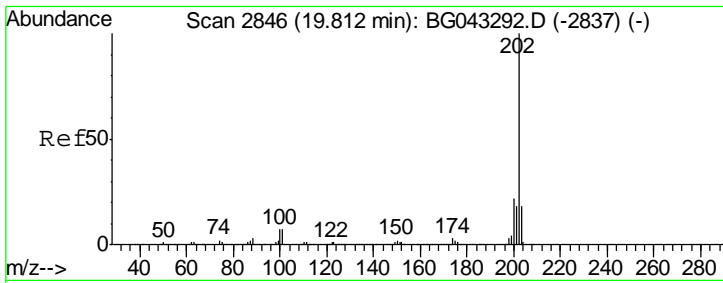
Tgt Ion	Resp	Lower	Upper
202	98277		
101	8.0	0.0	26.3
203	19.0	0.0	37.9



#76
 Chrysene-d12
 Concen: 20.000 ng
 RT: 21.65 min Scan# 3160
 Delta R.T. -0.00 min
 Lab File: BG043483.D
 Acq: 4 Nov 2019 16:33

Tgt Ion	Resp	Lower	Upper
240	307153		
120	5.5	4.6	6.8
236	26.4	19.8	29.8


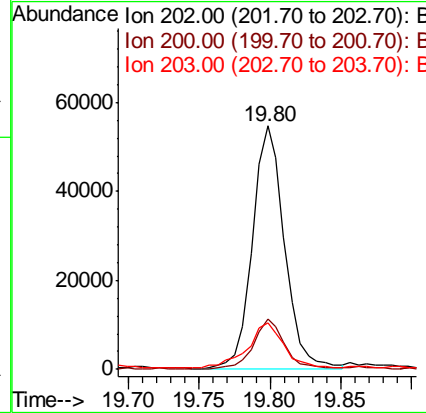
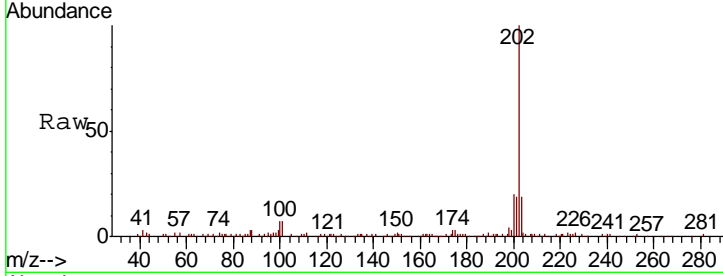




#78
 Pyrene
 Concen: 4.554 ng
 RT: 19.80 min Scan# 2844
 Delta R.T. -0.00 min
 Lab File: BG043483.D
 Acq: 4 Nov 2019 16:33

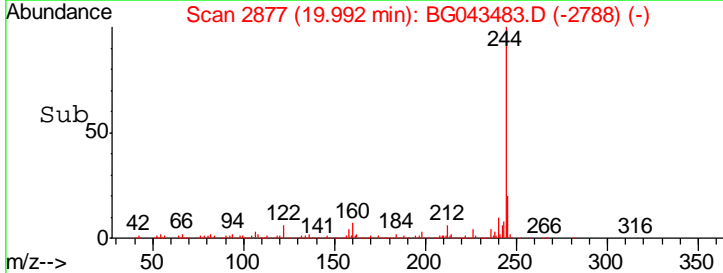
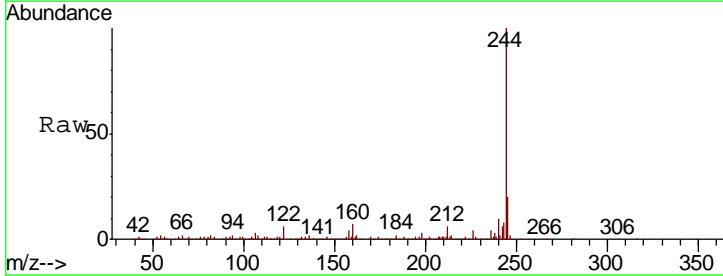
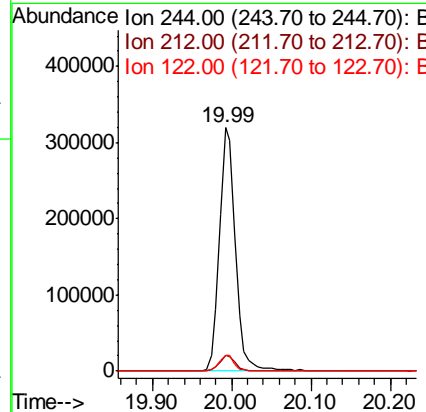
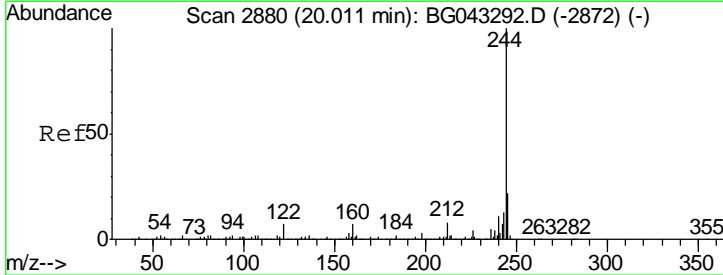
Instrument :
 BNA_G
 ClientSampled :
 CL-01-103019

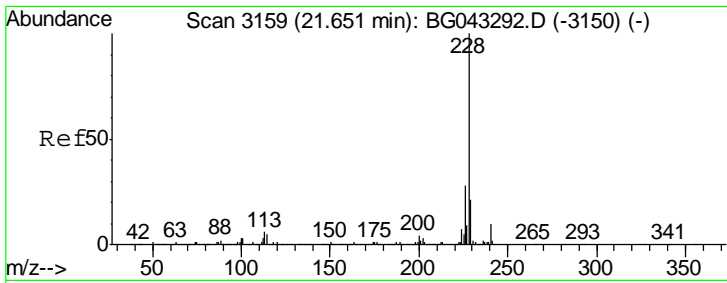
Tgt Ion	Resp	Lower	Upper
202	100		
200	20.5	17.0	25.4
203	19.2	14.7	22.1



#79
 Terphenyl-d14
 Concen: 27.345 ng
 RT: 19.99 min Scan# 2877
 Delta R.T. -0.01 min
 Lab File: BG043483.D
 Acq: 4 Nov 2019 16:33

Tgt Ion	Resp	Lower	Upper
244	100		
212	6.5	5.8	8.6
122	6.5	5.4	8.2

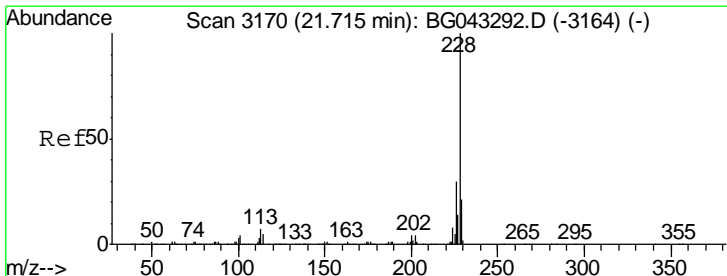
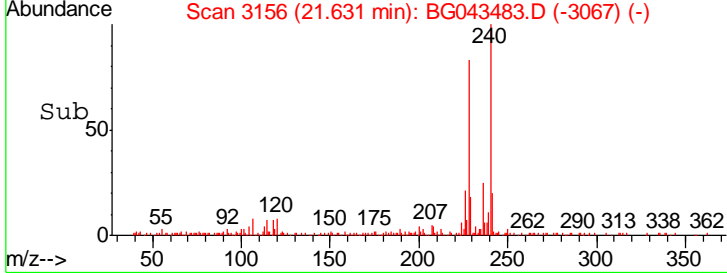
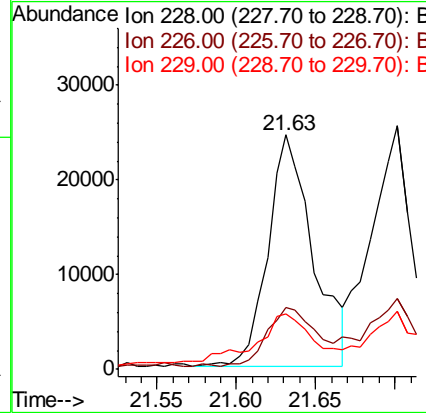
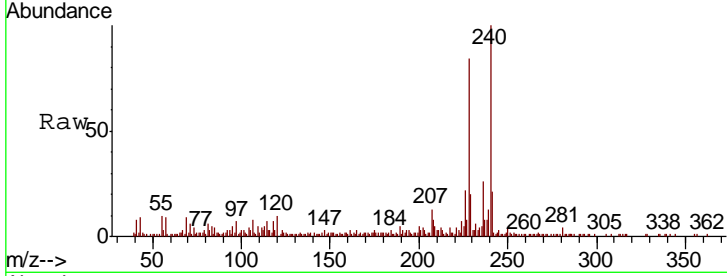




#81
 Benzo(a)anthracene
 Concen: 2.510 ng
 RT: 21.63 min Scan# 3156
 Delta R.T. -0.01 min
 Lab File: BG043483.D
 Acq: 4 Nov 2019 16:33

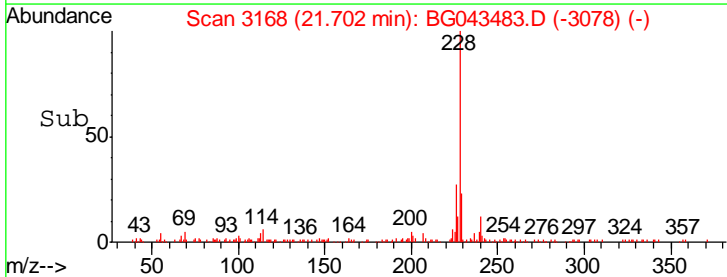
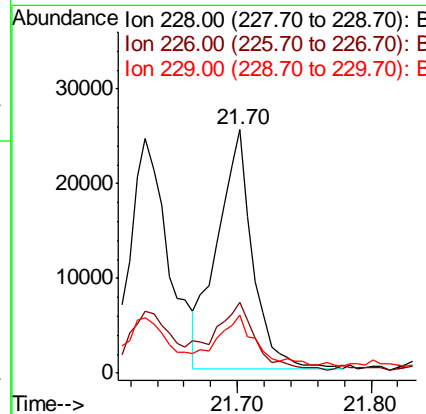
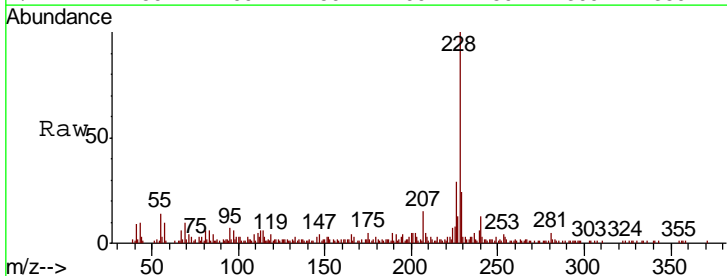
Instrument :
 BNA_G
 ClientSampled :
 CL-01-103019

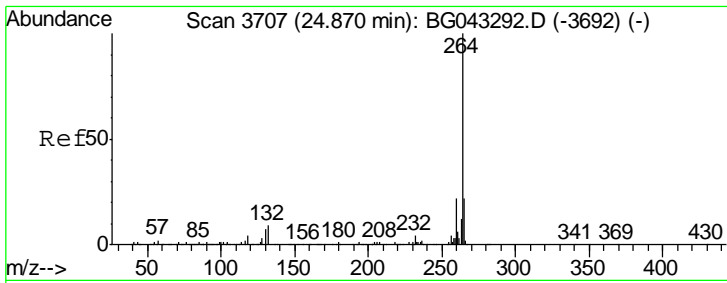
Tgt Ion	Resp	Lower	Upper
228	48283		
226	26.6	22.2	33.2
229	23.4	17.0	25.4



#83
 Chrysene
 Concen: 2.457 ng
 RT: 21.70 min Scan# 3168
 Delta R.T. -0.00 min
 Lab File: BG043483.D
 Acq: 4 Nov 2019 16:33

Tgt Ion	Resp	Lower	Upper
228	46974		
226	29.3	25.1	37.7
229	24.0	17.0	25.4

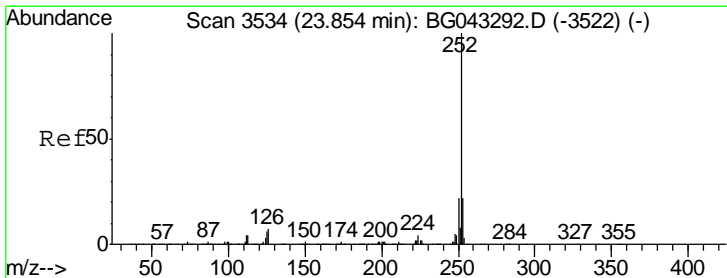
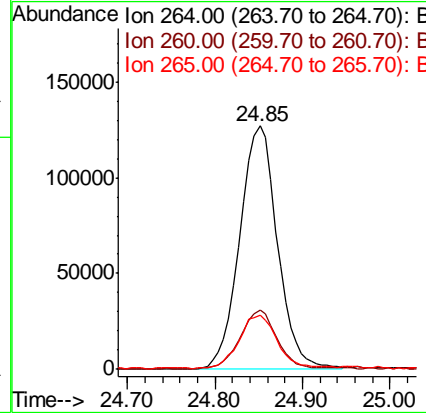
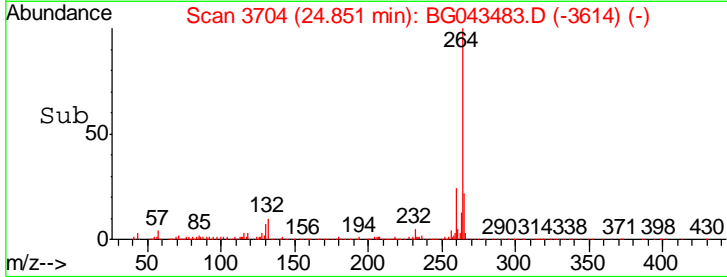
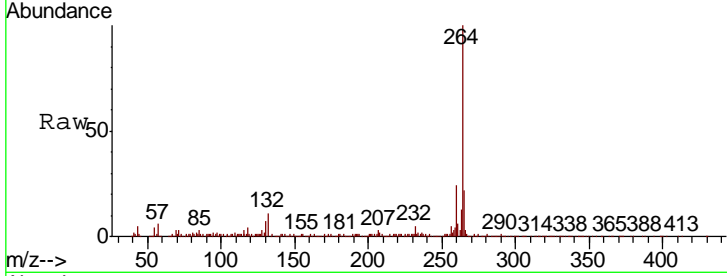




#87
 Perylene-d12
 Concen: 20.000 ng
 RT: 24.85 min Scan# 3704
 Delta R.T. -0.00 min
 Lab File: BG043483.D
 Acq: 4 Nov 2019 16:33

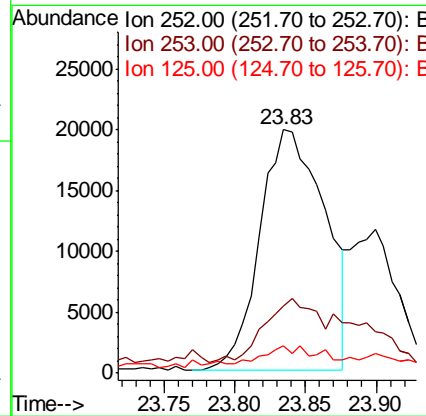
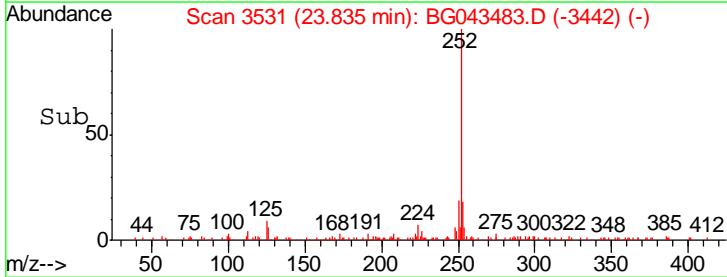
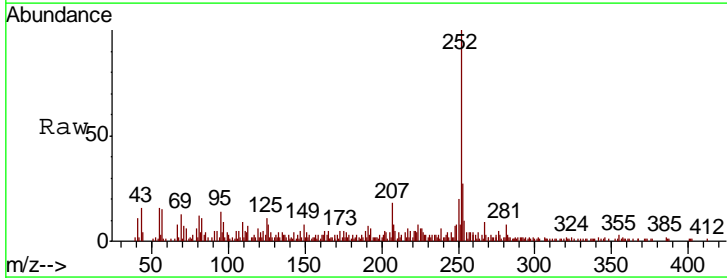
Instrument :
 BNA_G
 ClientSampled :
 CL-01-103019

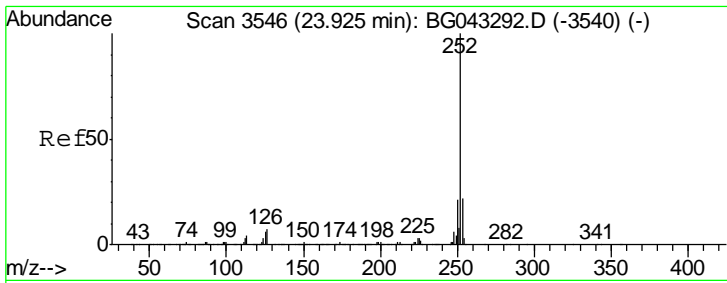
Tgt Ion	Resp	Lower	Upper
264	100		
260	24.2	17.5	26.3
265	22.3	17.4	26.0



#88
 Benzo(b)fluoranthene
 Concen: 3.046 ng
 RT: 23.83 min Scan# 3531
 Delta R.T. -0.01 min
 Lab File: BG043483.D
 Acq: 4 Nov 2019 16:33

Tgt Ion	Resp	Lower	Upper
252	100		
253	27.4	17.7	26.5#
125	11.5	4.5	6.7#

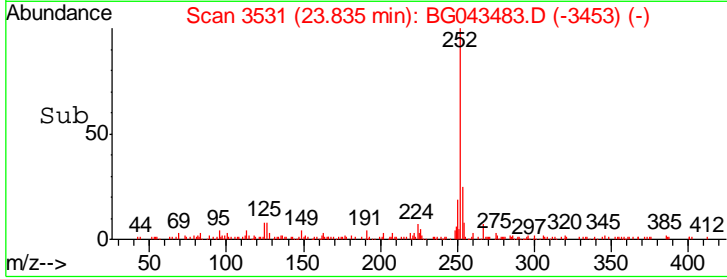
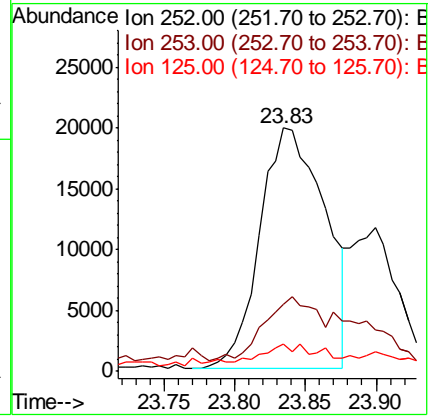
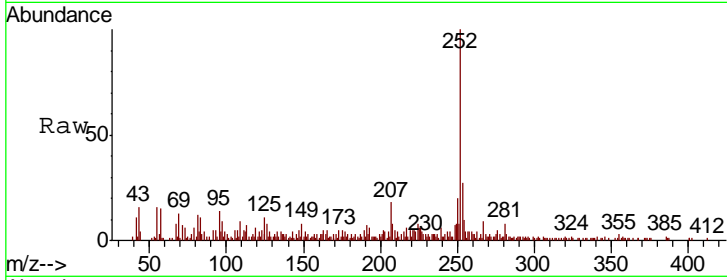




#89
 Benzo(k)fluoranthene
 Concen: 3.026 ng
 RT: 23.83 min Scan# 3531
 Delta R.T. -0.07 min
 Lab File: BG043483.D
 Acq: 4 Nov 2019 16:33

Instrument : BNA_G
 ClientSampleId : CL-01-103019

Tgt Ion	Resp	Lower	Upper
252	100		
253	27.4	17.3	25.9#
125	11.5	4.6	6.8#



#90
 Benzo(a)pyrene
 Concen: 2.386 ng
 RT: 24.69 min Scan# 3677
 Delta R.T. -0.01 min
 Lab File: BG043483.D
 Acq: 4 Nov 2019 16:33

Tgt Ion	Resp	Lower	Upper
252	100		
253	27.0	17.8	26.8#
125	7.9	5.4	8.2

