

Data Path : Z:\HPCHEM1\BNA G\DATA\BG110617\
 Data File : BG030784.D
 Acq On : 6 Nov 2017 20:49
 Operator : SJ/JU
 Sample : I6188-01
 Misc :
 ALS Vial : 19 Sample Multiplier: 1

Instrument :
 BNA_G
 ClientSampled :

Quant Time: Nov 07 06:57:40 2017
 Quant Method : Z:\HPCHEM1\BNA G\METHODS\SOM-EPA-BG101417.M
 Quant Title : SVOA CALIBRATION
 QLast Update : Tue Nov 07 06:56:14 2017
 Response via : Initial Calibration

Internal Standards	R.T.	QIon	Response	Conc	Units	Dev(Min)
1) 1,4-Dichlorobenzene-d4	8.16	152	60635	20.00	ng/ul	0.00
18) Naphthalene-d8	10.97	136	282686	20.00	ng/ul	0.00
35) Acenaphthene-d10	14.77	164	190169	20.00	ng/ul	0.00
61) Phenanthrene-d10	17.51	188	461707	20.00	ng/ul	0.00
75) Chrysene-d12	21.78	240	491439	20.00	ng/ul	0.00
83) Perylene-d12	25.09	264	505835	20.00	ng/ul	0.00

System Monitoring Compounds

3) 1,4-Dioxane-d8	3.54	96	7389	4.95	ng/uL	0.00
5) Phenol-d5	7.32	99	169100	29.06	ng/ul	0.00
7) Bis-(2-Chloroethyl)ether-d	7.47	67	101284	27.81	ng/ul	0.00
9) 2-Chlorophenol-d4	7.69	132	136568	33.27	ng/ul	0.00
13) 4-Methylphenol-d8	8.86	113	96862	20.61	ng/ul	0.00
19) Nitrobenzene-d5	9.32	128	76299	37.60	ng/ul	0.00
22) 2-Nitrophenol-d4	10.05	143	92685	44.58	ng/ul	0.00
26) 2,4-Dichlorophenol-d3	10.59	165	158119	33.37	ng/ul	0.00
29) 4-Chloroaniline-d4	11.10	131	128463	23.34	ng/ul	0.00
43) Dimethylphthalate-d6	14.17	166	515806	31.73	ng/ul	0.00
46) Acenaphthylene-d8	14.47	160	675437	34.16	ng/ul	0.00
51) 4-Nitrophenol-d4	14.97	143	110980	36.98	ng/ul	0.00
57) Fluorene-d10	15.76	176	505579	37.97	ng/ul	0.00
62) 4,6-Dinitro-2-methylphenol	15.88	200	56222	24.95	ng/ul	0.00
70) Anthracene-d10	17.61	188	884962	40.53	ng/ul	0.00
76) Pyrene-d10	19.89	212	1162809	45.71	ng/ul	0.00
87) Benzo(a)pyrene-d12	24.87	264	1209384	50.48	ng/ul	0.00

Target Compounds

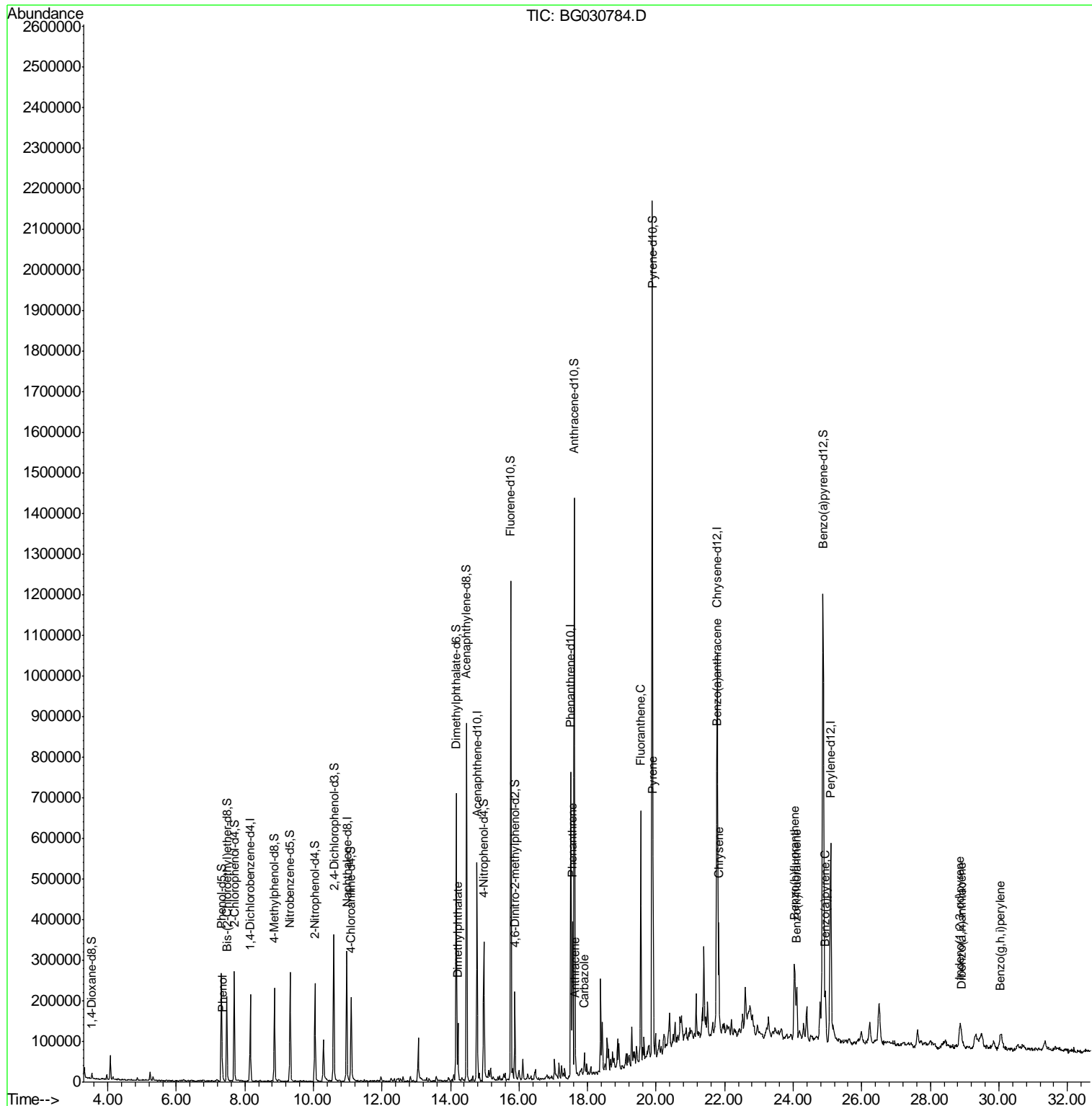
Target Compounds	R.T.	QIon	Response	Conc	Units	Ovalue
6) Phenol	7.34	94	17359	2.88	ng/ul#	86
44) Dimethylphthalate	14.21	163	96540	6.09	ng/ul	99
69) Phenanthrene	17.55	178	249779	10.01	ng/ul	99
71) Anthracene	17.64	178	41847	1.63	ng/ul	99
72) Carbazole	17.91	167	32011	1.38	ng/ul	98
74) Fluoranthene	19.55	202	390367	13.99	ng/ul	98
77) Pyrene	19.91	202	285649	8.67	ng/ul	99
80) Benzo(a)anthracene	21.76	228	190006	6.17	ng/ul	97
82) Chrysene	21.83	228	203217	7.26	ng/ul	95
85) Benzo(b)fluoranthene	24.04	252	222449	7.33	ng/ul	95
86) Benzo(k)fluoranthene	24.10	252	71839	2.45	ng/ul	96
88) Benzo(a)pyrene	24.94	252	135077	4.57	ng/ul	96
89) Indeno(1,2,3-cd)pyrene	28.87	276	102238	3.06	ng/ul	97
90) Dibenzo(a,h)anthracene	28.92	278	33300	1.20	ng/ul#	84
91) Benzo(g,h,i)perylene	30.05	276	79094	2.85	ng/ul	94

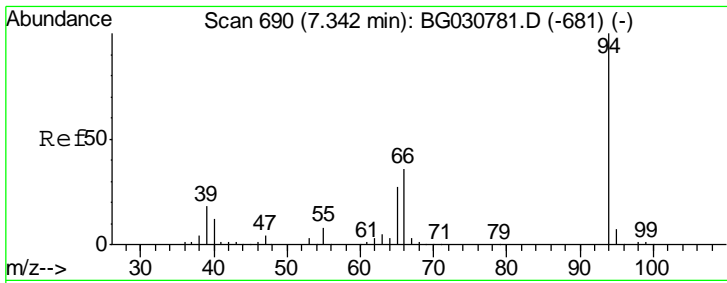
(#) = qualifier out of range (m) = manual integration (+) = signals summed

Data Path : Z:\HPCHEM1\BNA G\DATA\BG110617\
 Data File : BG030784.D
 Acq On : 6 Nov 2017 20:49
 Operator : SJ/JU
 Sample : I6188-01
 Misc :
 ALS Vial : 19 Sample Multiplier: 1

Instrument :
 BNA_G
 ClientSampleId :

Quant Time: Nov 07 06:57:40 2017
 Quant Method : Z:\HPCHEM1\BNA G\METHODS\SOM-EPA-BG101417.M
 Quant Title : SVOA CALIBRATION
 QLast Update : Tue Nov 07 06:56:14 2017
 Response via : Initial Calibration

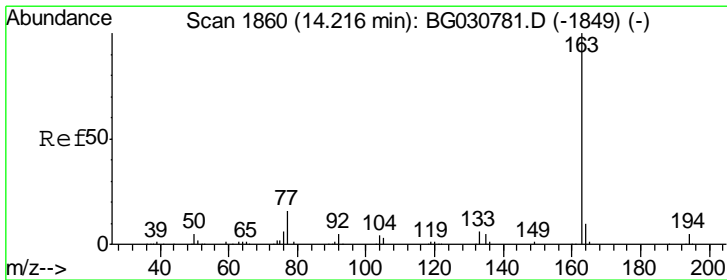
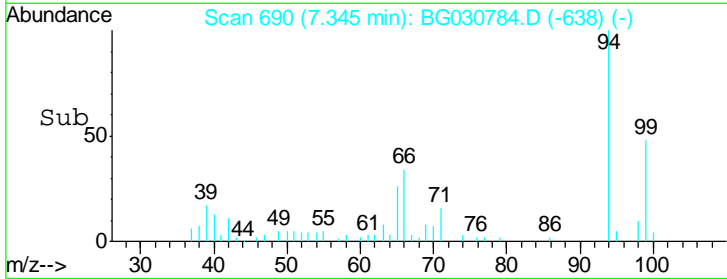
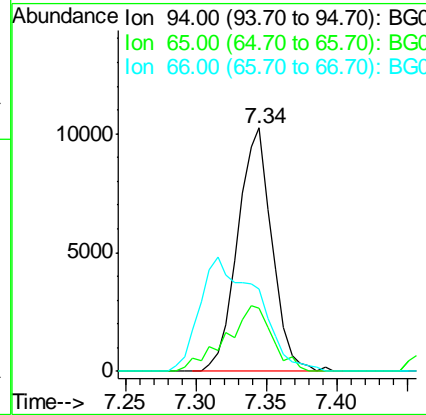
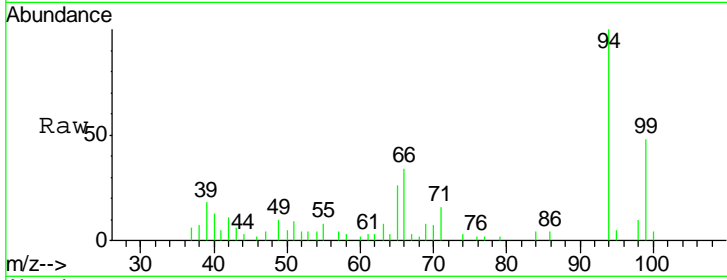




#6
 Phenol
 Concen: 2.88 ng/ul
 RT: 7.34 min Scan# 690
 Delta R.T. 0.00 min
 Lab File: BG030784.D
 Acq: 6 Nov 2017 20:49

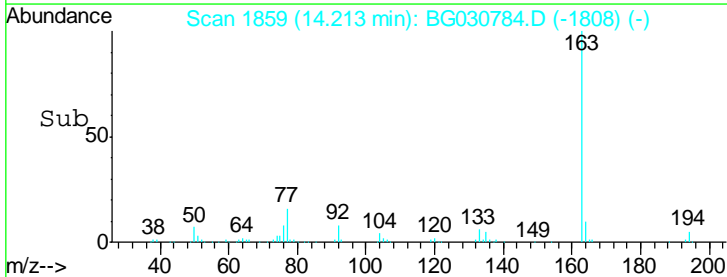
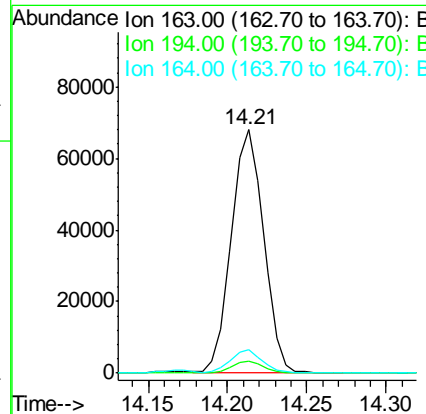
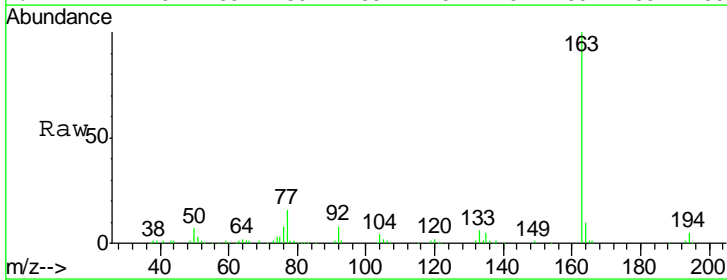
Instrument :
 BNA_G
 ClientSampled :

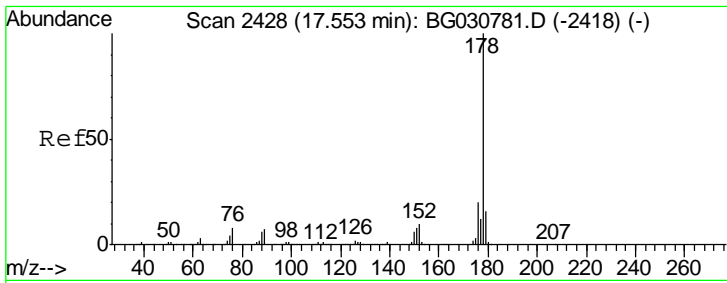
Tgt Ion	Resp	Lower	Upper
94	17359		
65	25.8	27.1	40.7#
66	33.9	34.6	52.0#



#44
 Dimethylphthalate
 Concen: 6.09 ng/ul
 RT: 14.21 min Scan# 1859
 Delta R.T. -0.00 min
 Lab File: BG030784.D
 Acq: 6 Nov 2017 20:49

Tgt Ion	Resp	Lower	Upper
163	96540		
194	5.2	3.5	5.3
164	9.6	7.6	11.4

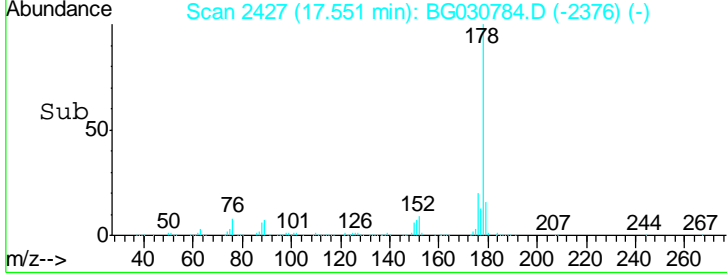
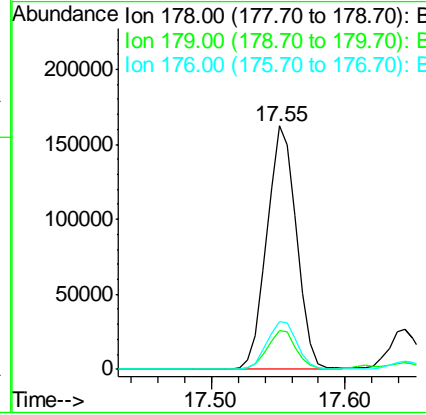
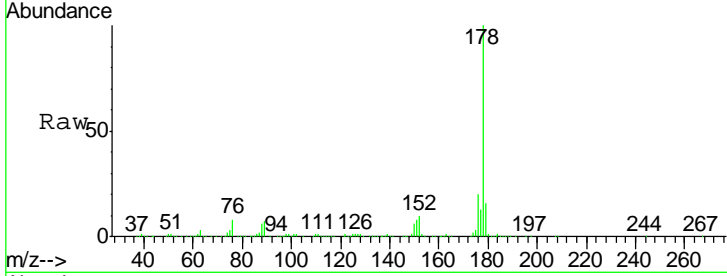




#69
 Phenanthrene
 Concen: 10.01 ng/ul
 RT: 17.55 min Scan# 2427
 Delta R.T. -0.00 min
 Lab File: BG030784.D
 Acq: 6 Nov 2017 20:49

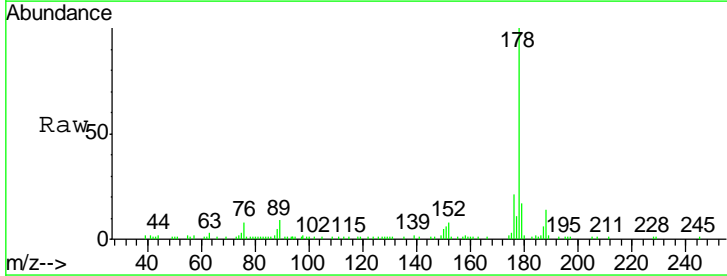
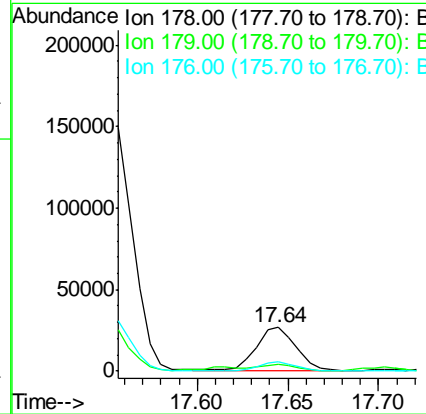
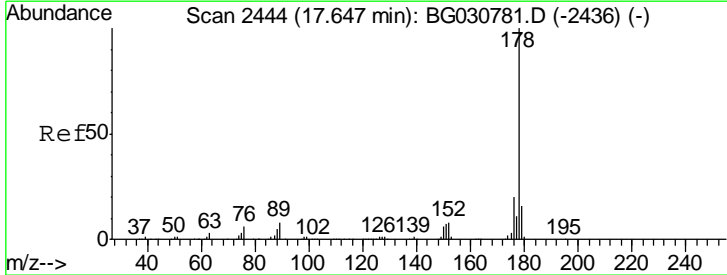
Instrument :
 BNA_G
 ClientSampled :

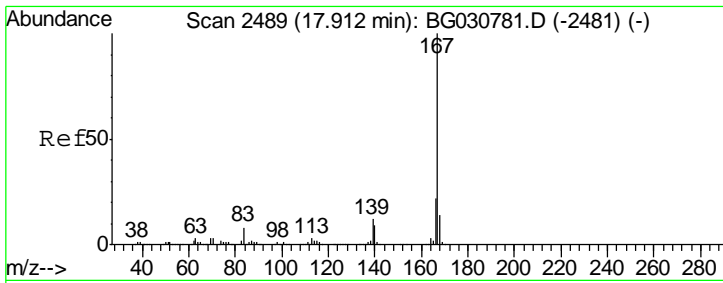
Tgt Ion	Resp	Lower	Upper
178	100		
179	16.1	13.0	19.6
176	19.6	15.3	22.9



#71
 Anthracene
 Concen: 1.63 ng/ul
 RT: 17.64 min Scan# 2443
 Delta R.T. -0.00 min
 Lab File: BG030784.D
 Acq: 6 Nov 2017 20:49

Tgt Ion	Resp	Lower	Upper
178	100		
179	16.8	13.2	19.8
176	20.9	16.0	24.0

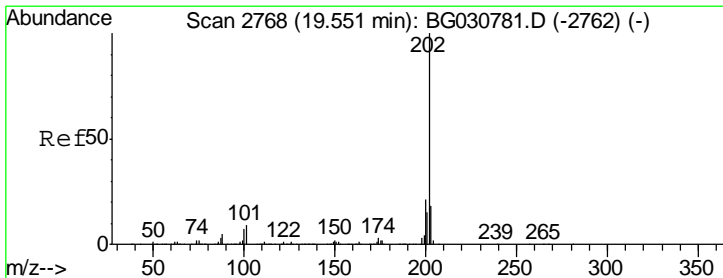
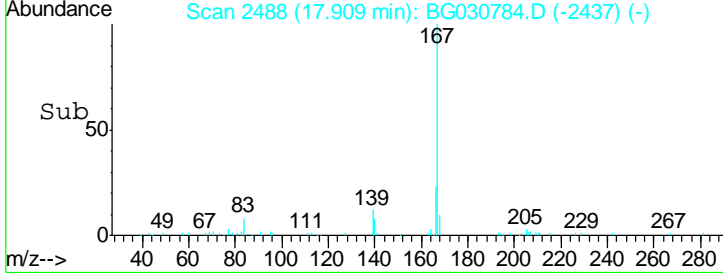
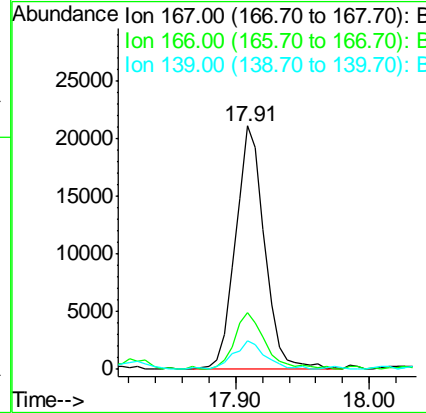
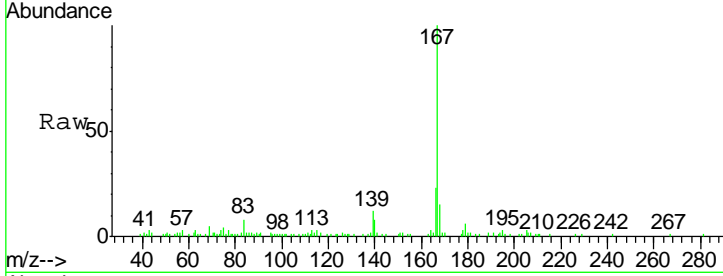




#72
 Carbazole
 Concen: 1.38 ng/ul
 RT: 17.91 min Scan# 2488
 Delta R.T. -0.00 min
 Lab File: BG030784.D
 Acq: 6 Nov 2017 20:49

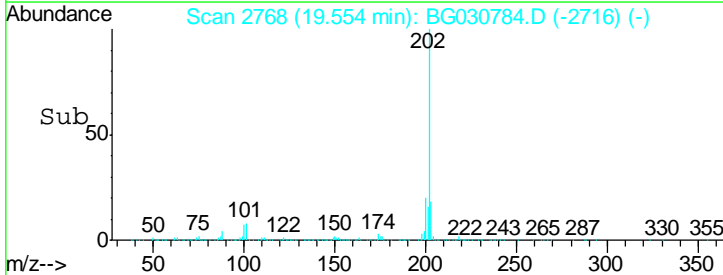
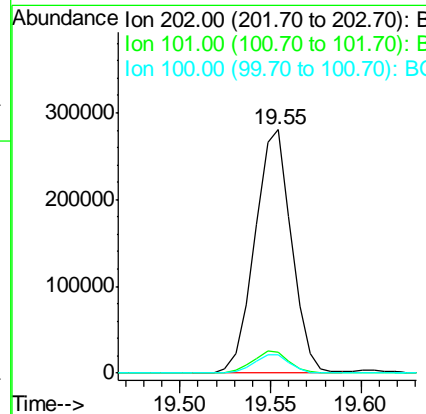
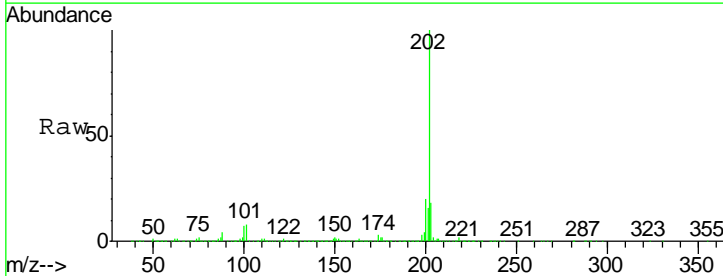
Instrument :
 BNA_G
 ClientSampled :

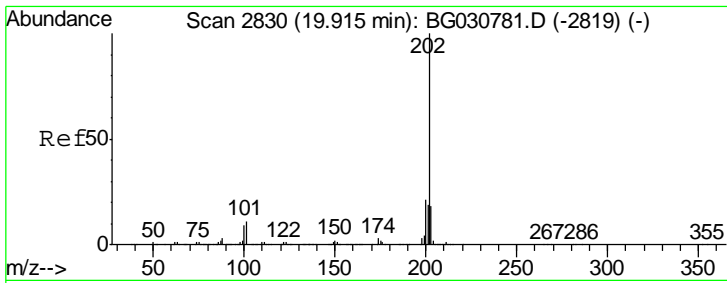
Tgt Ion	Resp	Lower	Upper
167	32011		
166	23.5	18.6	28.0
139	11.6	10.6	16.0



#74
 Fluoranthene
 Concen: 13.99 ng/ul
 RT: 19.55 min Scan# 2768
 Delta R.T. 0.00 min
 Lab File: BG030784.D
 Acq: 6 Nov 2017 20:49

Tgt Ion	Resp	Lower	Upper
202	390367		
101	8.5	7.4	11.2
100	7.4	5.6	8.4

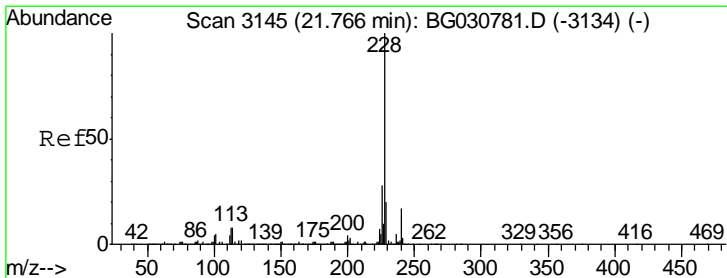
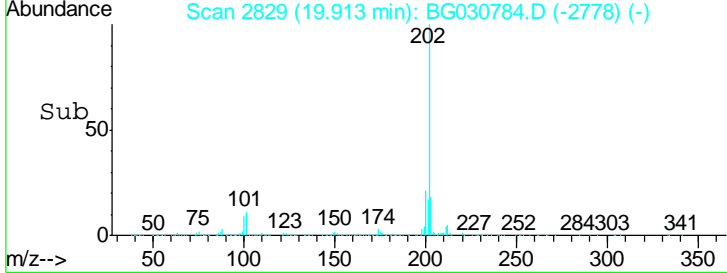
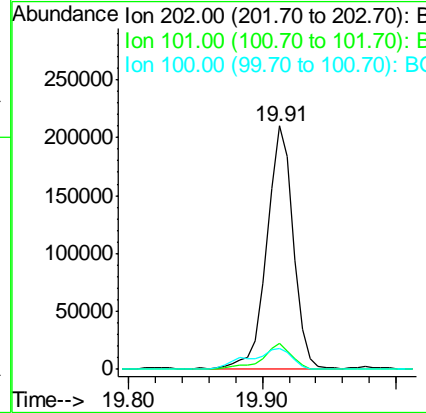
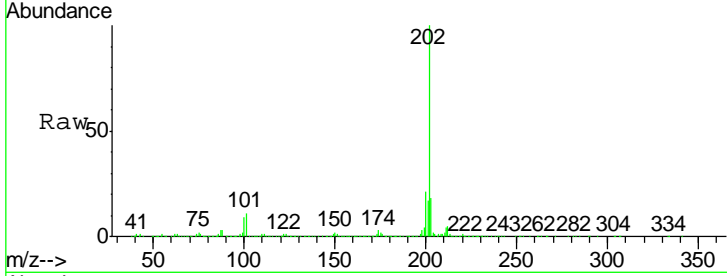




#77
 Pyrene
 Concen: 8.67 ng/ul
 RT: 19.91 min Scan# 2829
 Delta R.T. -0.00 min
 Lab File: BG030784.D
 Acq: 6 Nov 2017 20:49

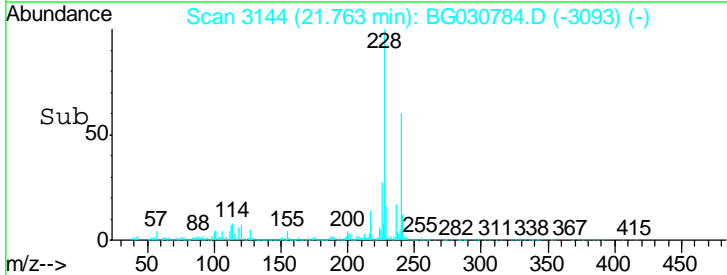
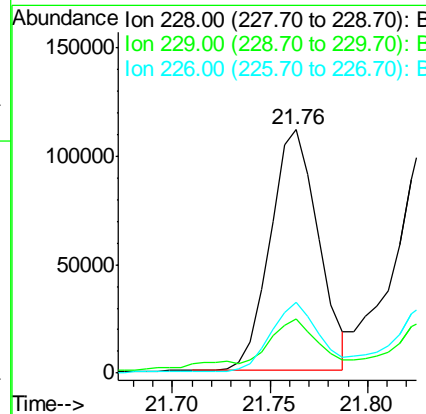
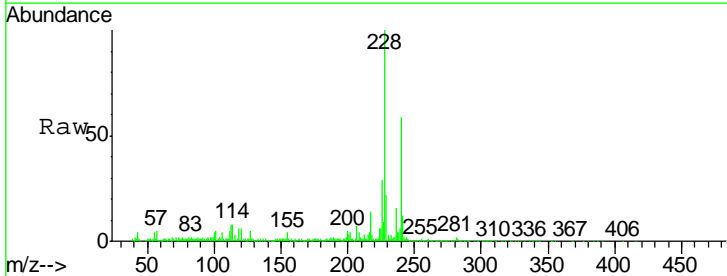
Instrument :
 BNA_G
 ClientSampled :

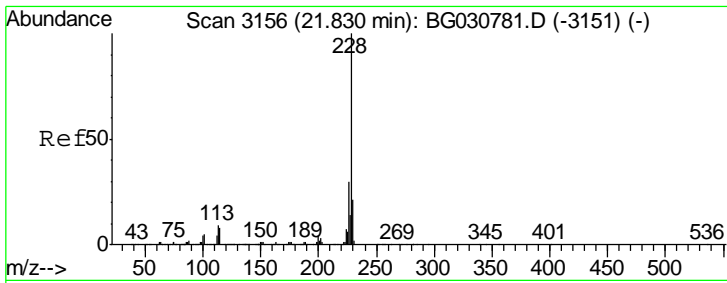
Tgt Ion	Ratio	Lower	Upper
202	100		
101	10.9	8.4	12.6
100	8.7	7.0	10.6



#80
 Benzo(a)anthracene
 Concen: 6.17 ng/ul
 RT: 21.76 min Scan# 3144
 Delta R.T. -0.00 min
 Lab File: BG030784.D
 Acq: 6 Nov 2017 20:49

Tgt Ion	Ratio	Lower	Upper
228	100		
229	22.3	16.2	24.4
226	29.0	22.2	33.2

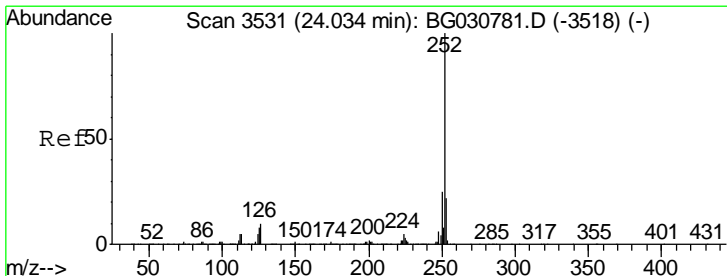
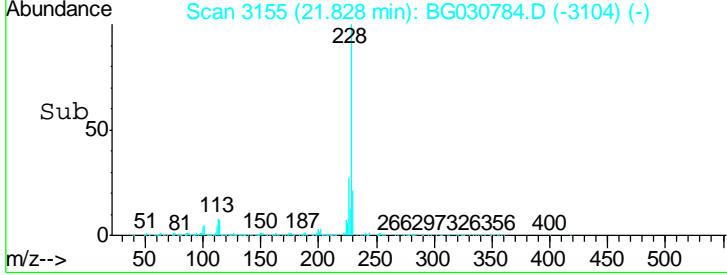
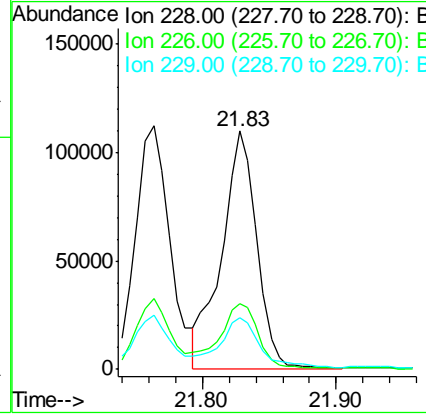
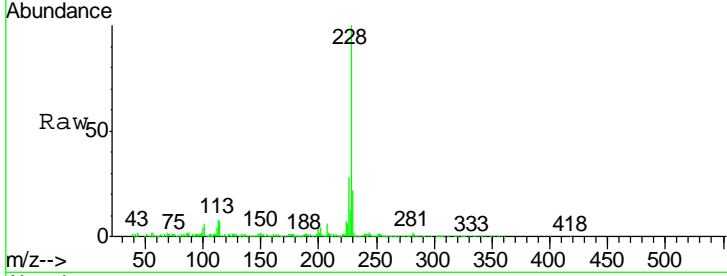




#82
 Chrysene
 Concen: 7.26 ng/ul
 RT: 21.83 min Scan# 3155
 Delta R.T. -0.00 min
 Lab File: BG030784.D
 Acq: 6 Nov 2017 20:49

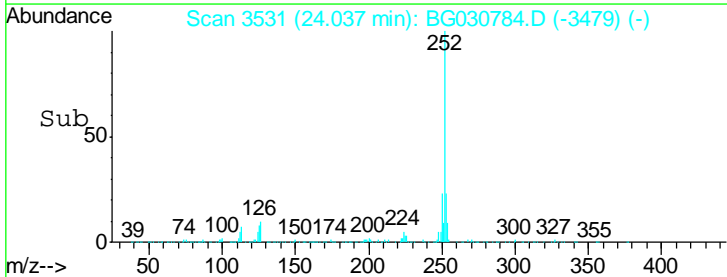
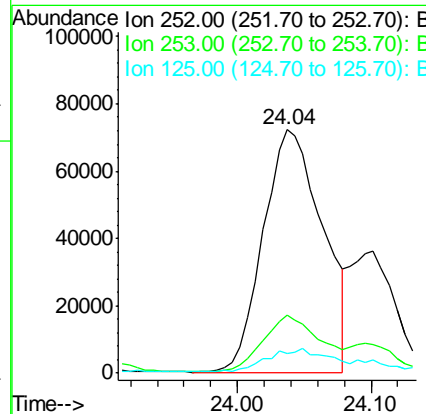
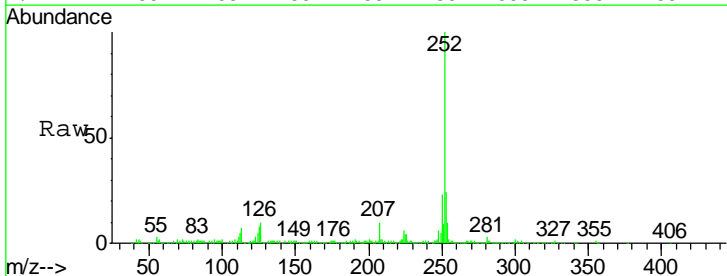
Instrument : BNA_G
 ClientSampled :

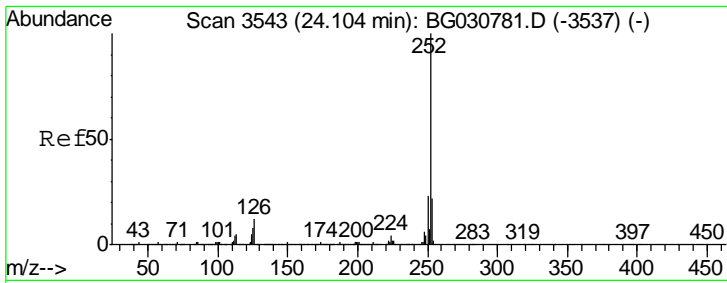
Tgt Ion:	228	Resp:	203217
Ion Ratio		Lower	Upper
228	100		
226	27.8	24.2	36.2
229	21.7	15.2	22.8



#85
 Benzo(b)fluoranthene
 Concen: 7.33 ng/ul
 RT: 24.04 min Scan# 3531
 Delta R.T. 0.00 min
 Lab File: BG030784.D
 Acq: 6 Nov 2017 20:49

Tgt Ion:	252	Resp:	222449
Ion Ratio		Lower	Upper
252	100		
253	23.9	17.0	25.4
125	8.1	7.5	11.3

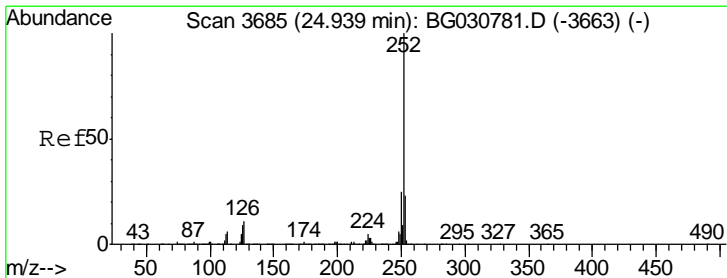
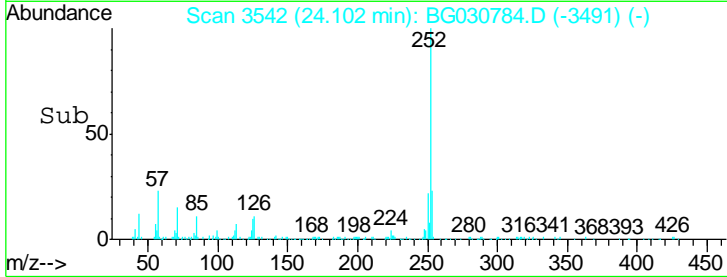
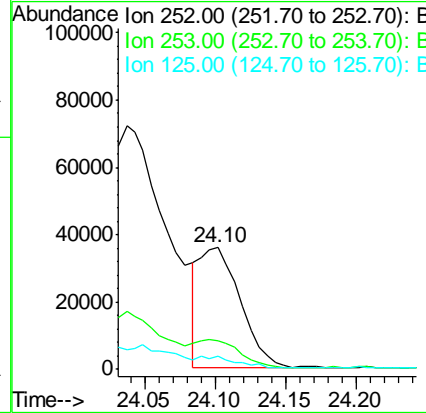
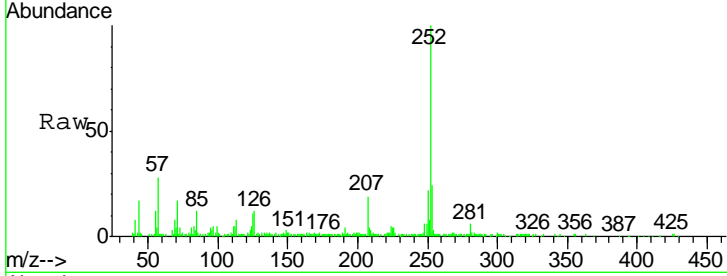




#86
 Benzo(k)fluoranthene
 Concen: 2.45 ng/ul
 RT: 24.10 min Scan# 3542
 Delta R.T. -0.00 min
 Lab File: BG030784.D
 Acq: 6 Nov 2017 20:49

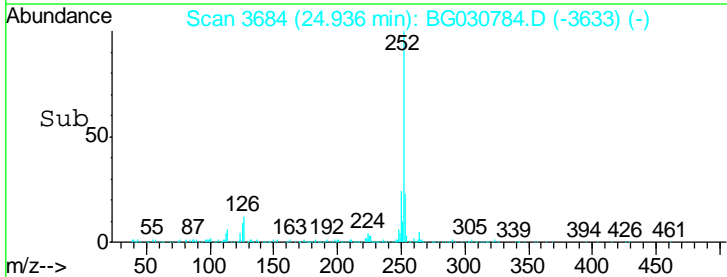
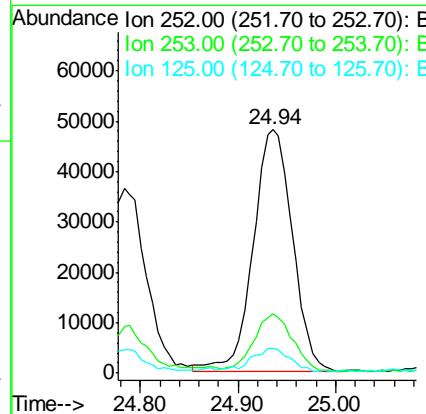
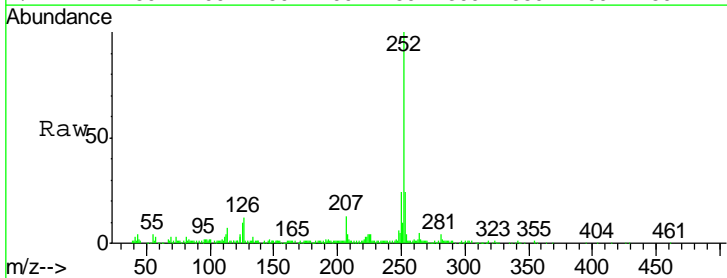
Instrument :
 BNA_G
 ClientSampled :

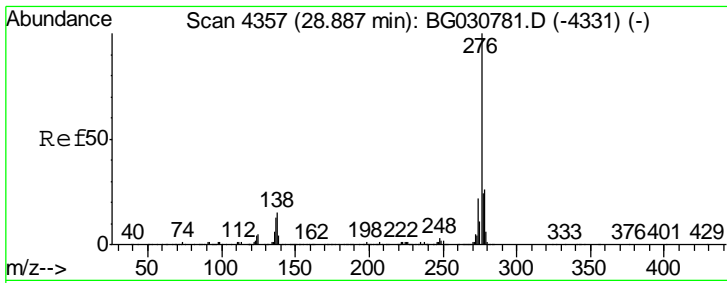
Tgt Ion	Resp	Lower	Upper
252	71839		
253	23.8	17.2	25.8
125	10.7	7.8	11.8



#88
 Benzo(a)pyrene
 Concen: 4.57 ng/ul
 RT: 24.94 min Scan# 3684
 Delta R.T. -0.00 min
 Lab File: BG030784.D
 Acq: 6 Nov 2017 20:49

Tgt Ion	Resp	Lower	Upper
252	135077		
253	24.2	17.1	25.7
125	10.2	7.8	11.8

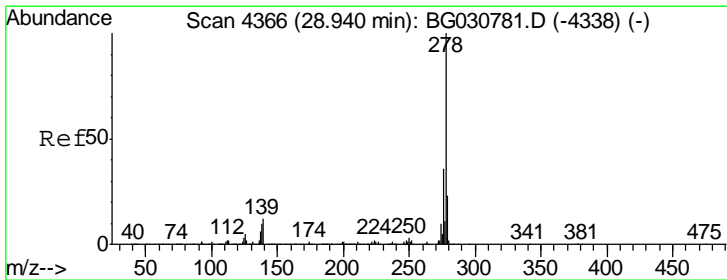
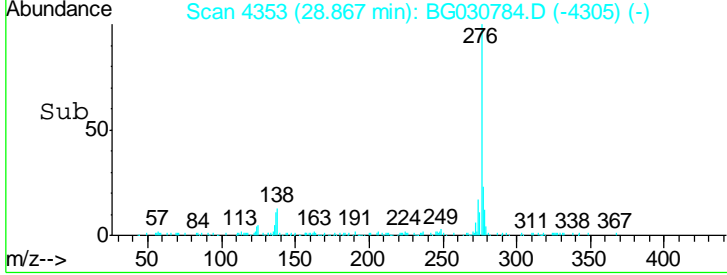
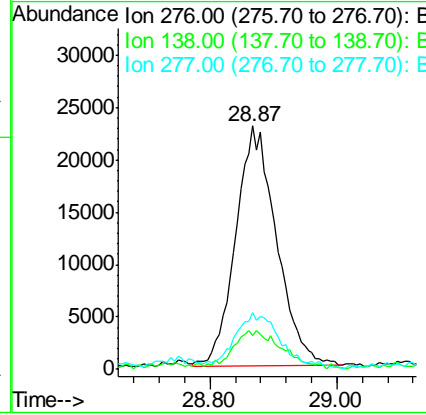
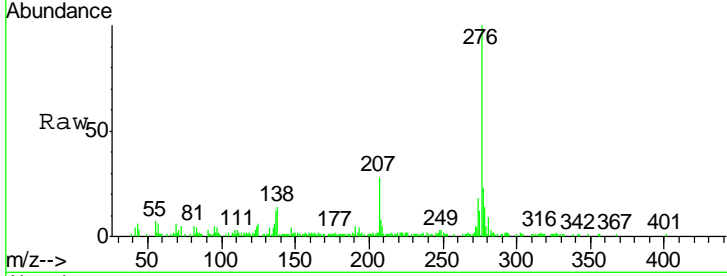




#89
 Indeno(1,2,3-cd)pyrene
 Concen: 3.06 ng/ul
 RT: 28.87 min Scan# 4353
 Delta R.T. -0.02 min
 Lab File: BG030784.D
 Acq: 6 Nov 2017 20:49

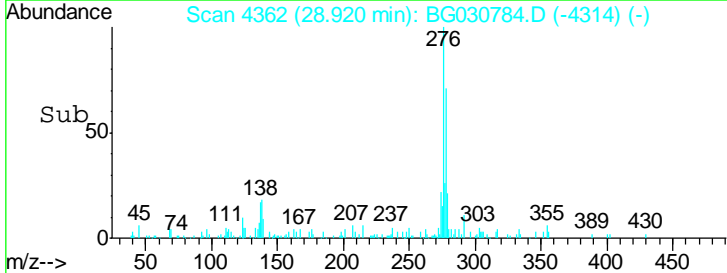
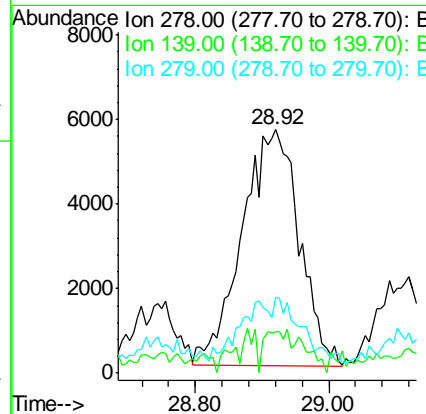
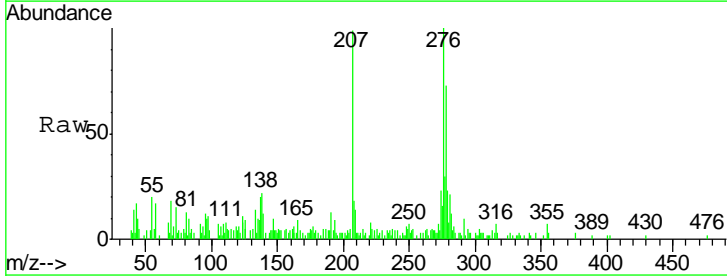
Instrument :
 BNA_G
 ClientSampled :

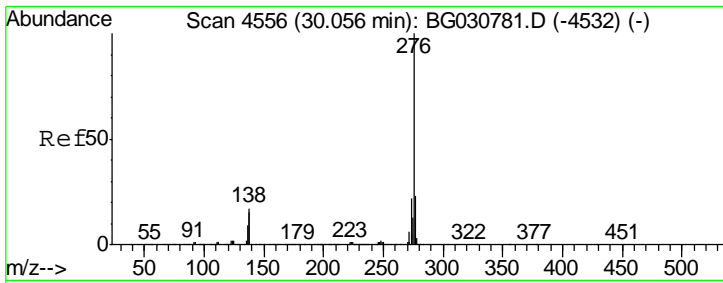
Tgt Ion	Resp	Lower	Upper
276	102238		
138	13.9	13.4	20.0
277	23.1	18.6	28.0



#90
 Dibenzo(a,h)anthracene
 Concen: 1.20 ng/ul
 RT: 28.92 min Scan# 4362
 Delta R.T. -0.02 min
 Lab File: BG030784.D
 Acq: 6 Nov 2017 20:49

Tgt Ion	Resp	Lower	Upper
278	33300		
139	16.9	9.4	14.2#
279	31.2	18.4	27.6#





#91
 Benzo(a,h,i)perylene
 Concen: 2.85 ng/ul
 RT: 30.05 min Scan# 4555
 Delta R.T. -0.00 min
 Lab File: BG030784.D
 Acq: 6 Nov 2017 20:49

Instrument :
 BNA_G
 ClientSampled :

Tot Ion: 276 Resp: 79094

Ion	Ratio	Lower	Upper
276	100		
138	18.1	12.1	18.1
277	24.6	17.7	26.5

