

Data Path : Z:\HPCHEM1\BNA G\DATA\BG112117\
 Data File : BG031152.D
 Acq On : 21 Nov 2017 13:48
 Operator : SJ/JU
 Sample : SSTDCCC040
 Misc :
 ALS Vial : 2 Sample Multiplier: 1

Instrument :
 BNA_G
 ClientSampled :

Quant Time: Nov 22 00:28:50 2017
 Quant Method : Z:\HPCHEM1\BNA G\METHODS\8270-BG111017.M
 Quant Title : ASP BNA STANDARDS FOR 5 POINT CALIBRATION
 QLast Update : Fri Nov 10 15:38:25 2017
 Response via : Initial Calibration

Internal Standards	R.T.	QIon	Response	Conc	Units	Dev(Min)
1) 1,4-Dichlorobenzene-d4	8.13	152	45741	20.00	ng	-0.02
21) Naphthalene-d8	10.95	136	205406	20.00	ng	-0.01
38) Acenaphthene-d10	14.76	164	136410	20.00	ng	-0.02
63) Phenanthrene-d10	17.50	188	342815	20.00	ng	-0.01
75) Chrysene-d12	21.78	240	411281	20.00	ng	0.00
86) Perylene-d12	25.07	264	417512	20.00	ng	-0.02

System Monitoring Compounds

5) 2-Fluorophenol	5.70	112	226281	84.83	ng	-0.01
7) Phenol-d6	7.31	99	302364	84.14	ng	0.00
23) Nitrobenzene-d5	9.30	82	280217	80.84	ng	-0.02
41) 2,4,6-Tribromophenol	16.25	330	150365	68.14	ng	0.00
44) 2-Fluorobiphenyl	13.38	172	796471	83.90	ng	-0.02
78) Terphenyl-d14	20.09	244	1442024	77.42	ng	0.00

Target Compounds

						Qvalue
2) 1,4-Dioxane	3.55	88	45903	42.405	ng	# 81
3) Pyridine	3.96	79	132336	42.110	ng	89
4) n-Nitrosodimethylamine	3.87	42	56988	38.262	ng	# 94
6) Aniline	7.46	93	193650	40.946	ng	94
8) 2-Chlorophenol	7.71	128	122873	41.741	ng	90
9) Benzaldehyde	7.27	77	95557	37.998	ng	83
10) Phenol	7.33	94	153705	41.185	ng	92
11) bis(2-Chloroethyl)ether	7.55	93	122946	41.259	ng	89
12) 1,3-Dichlorobenzene	8.03	146	143283	41.486	ng	94
13) 1,4-Dichlorobenzene	8.18	146	148546	42.443	ng	94
14) 1,2-Dichlorobenzene	8.49	146	142260	42.349	ng	98
15) Benzyl Alcohol	8.38	79	114881	39.853	ng	94
16) 2,2'-oxybis(1-Chloropropan	8.66	45	126826	38.532	ng	91
17) 2-Methylphenol	8.59	107	106323	40.911	ng	95
18) Hexachloroethane	9.23	117	51299	42.114	ng	94
19) n-Nitroso-di-n-propylamine	8.94	70	106811	39.090	ng	# 94
20) 3+4-Methylphenols	8.92	107	149563	40.472	ng	93
22) Acetophenone	8.96	105	207479	40.568	ng	# 92
24) Nitrobenzene	9.35	77	143103	40.414	ng	90
25) Isophorone	9.87	82	260747	38.570	ng	# 91
26) 2-Nitrophenol	10.06	139	77699	42.097	ng	# 87
27) 2,4-Dimethylphenol	10.12	122	110553	40.346	ng	95
28) bis(2-Chloroethoxy)methane	10.34	93	174019	40.870	ng	96
29) 2,4-Dichlorophenol	10.61	162	137484	41.784	ng	91
30) 1,2,4-Trichlorobenzene	10.81	180	164334	41.833	ng	96
31) Naphthalene	11.00	128	415638	41.162	ng	98
32) Benzoic acid	10.27	122	67781	31.859	ng	# 81
33) 4-Chloroaniline	11.11	127	184033	41.633	ng	94
34) Hexachlorobutadiene	11.28	225	109955	40.359	ng	97
35) Caprolactam	11.88	113	49114	36.540	ng	# 68
36) 4-Chloro-3-methylphenol	12.24	107	140657	39.277	ng	# 86
37) 2-Methylnaphthalene	12.60	142	321080	41.190	ng	92
39) 1,2,4,5-Tetrachlorobenzene	12.96	216	230526	42.579	ng	96
40) Hexachlorocyclopentadiene	12.94	237	92616	50.749	ng	91

Data Path : Z:\HPCHEM1\BNA G\DATA\BG112117\
 Data File : BG031152.D
 Acq On : 21 Nov 2017 13:48
 Operator : SJ/JU
 Sample : SSTDCCC040
 Misc :
 ALS Vial : 2 Sample Multiplier: 1

Instrument :
 BNA_G
 ClientSampleId :

Quant Time: Nov 22 00:28:50 2017
 Quant Method : Z:\HPCHEM1\BNA G\METHODS\8270-BG111017.M
 Quant Title : ASP BNA STANDARDS FOR 5 POINT CALIBRATION
 QLast Update : Fri Nov 10 15:38:25 2017
 Response via : Initial Calibration

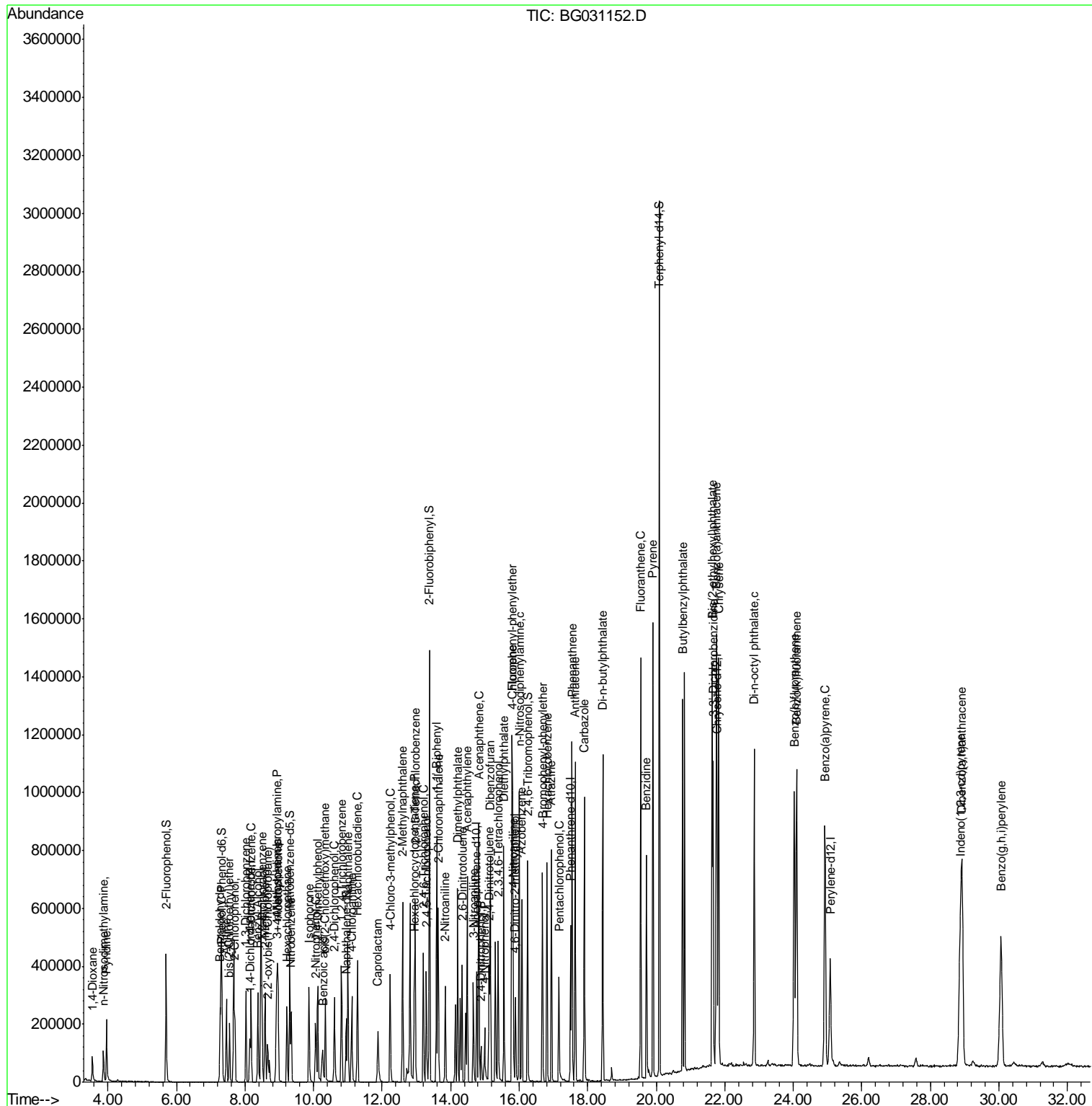
Internal Standards	R.T.	QIon	Response	Conc	Units	Dev(Min)
42) 2,4,6-Trichlorophenol	13.21	196	125144	40.434	ng	99
43) 2,4,5-Trichlorophenol	13.29	196	133047	39.289	ng	93
45) 1,1'-Biphenyl	13.59	154	475208	42.011	ng	98
46) 2-Chloronaphthalene	13.64	162	343387	42.075	ng	94
47) 2-Nitroaniline	13.85	65	95804	39.605	ng	# 76
48) Acenaphthylene	14.49	152	551593	41.294	ng	98
49) Dimethylphthalate	14.20	163	469714	39.825	ng	100
50) 2,6-Dinitrotoluene	14.33	165	101624	41.803	ng	# 74
51) Acenaphthene	14.82	154	349276	41.867	ng	99
52) 3-Nitroaniline	14.67	138	104036	40.304	ng	# 78
53) 2,4-Dinitrophenol	14.89	184	43851	36.249	ng	# 49
54) Dibenzofuran	15.16	168	552809	41.602	ng	100
55) 4-Nitrophenol	14.99	139	67064	36.472	ng	# 76
56) 2,4-Dinitrotoluene	15.12	165	144420	41.093	ng	# 72
57) Fluorene	15.80	166	441574	40.932	ng	97
58) 2,3,4,6-Tetrachlorophenol	15.38	232	126262	39.121	ng	# 88
59) Diethylphthalate	15.56	149	470190	39.246	ng	97
60) 4-Chlorophenyl-phenylether	15.78	204	267154	41.003	ng	92
61) 4-Nitroaniline	15.83	138	114069	41.732	ng	89
62) Azobenzene	16.08	77	368033	40.279	ng	94
64) 4,6-Dinitro-2-methylphenol	15.89	198	94947	41.668	ng	78
65) n-Nitrosodiphenylamine	16.00	169	429331	41.329	ng	100
66) 4-Bromophenyl-phenylether	16.68	248	169103	38.947	ng	97
67) Hexachlorobenzene	16.81	284	173632	37.636	ng	95
68) Atrazine	16.94	200	169539	39.556	ng	97
69) Pentachlorophenol	17.16	266	88592	34.739	ng	99
70) Phenanthrene	17.54	178	749435	41.987	ng	99
71) Anthracene	17.64	178	751879	42.039	ng	98
72) Carbazole	17.90	167	701953	41.887	ng	99
73) Di-n-butylphthalate	18.44	149	841516	40.898	ng	99
74) Fluoranthene	19.54	202	982097	43.456	ng	98
76) Benzidine	19.72	184	499812	37.832	ng	98
77) Pyrene	19.90	202	1011430	41.443	ng	97
79) Butylbenzylphthalate	20.77	149	414848	42.632	ng	# 84
80) Benzo(a)anthracene	21.75	228	1039454	40.688	ng	99
81) 3,3'-Dichlorobenzidine	21.66	252	401475	38.931	ng	98
82) Chrysene	21.82	228	977941	41.382	ng	98
83) Bis(2-ethylhexyl)phthalate	21.63	149	590305	42.025	ng	99
84) Di-n-octyl phthalate	22.86	149	1007572	44.072	ng	# 94
85) Indeno(1,2,3-cd)pyrene	28.88	276	1141426	39.730	ng	# 79
87) Benzo(b)fluoranthene	24.03	252	1021068	40.430	ng	98
88) Benzo(k)fluoranthene	24.10	252	1040439	41.563	ng	98
89) Benzo(a)pyrene	24.92	252	987184	41.146	ng	98
90) Dibenzo(a,h)anthracene	28.92	278	974442	39.736	ng	98
91) Benzo(g,h,i)perylene	30.06	276	932276	39.170	ng	99

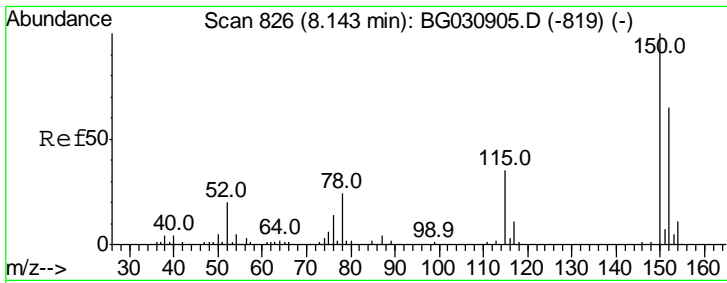
(#) = qualifier out of range (m) = manual integration (+) = signals summed

Data Path : Z:\HPCHEM1\BNA G\DATA\BG112117\
 Data File : BG031152.D
 Acq On : 21 Nov 2017 13:48
 Operator : SJ/JU
 Sample : SSTDCCC040
 Misc :
 ALS Vial : 2 Sample Multiplier: 1

Instrument :
 BNA_G
 Client Sampled :

Quant Time: Nov 22 00:28:50 2017
 Quant Method : Z:\HPCHEM1\BNA G\METHODS\8270-BG111017.M
 Quant Title : ASP BNA STANDARDS FOR 5 POINT CALIBRATION
 QLast Update : Fri Nov 10 15:38:25 2017
 Response via : Initial Calibration

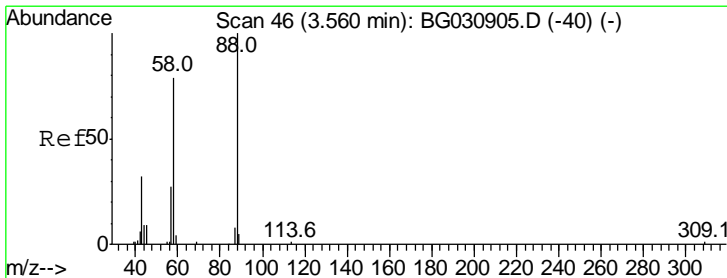
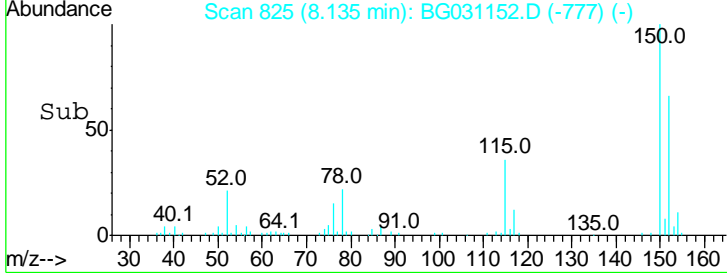
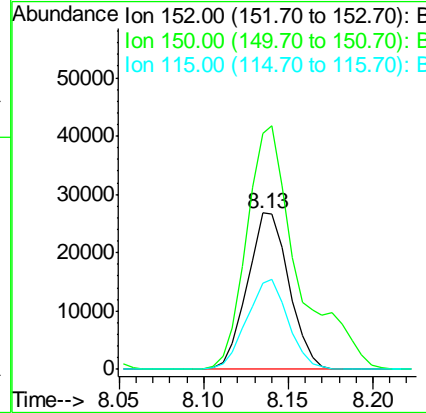
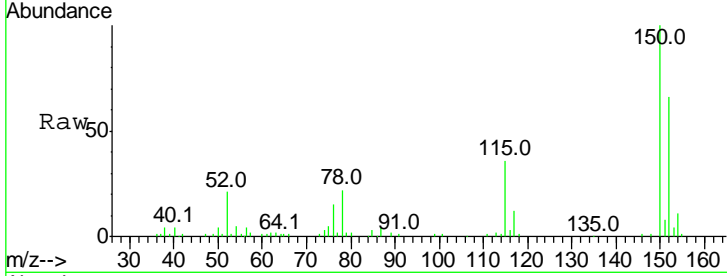




#1
 1,4-Dichlorobenzene-d4
 Concen: 20.000 ng
 RT: 8.13 min Scan# 825
 Delta R.T. -0.02 min
 Lab File: BG031152.D
 Acq: 21 Nov 2017 13:48

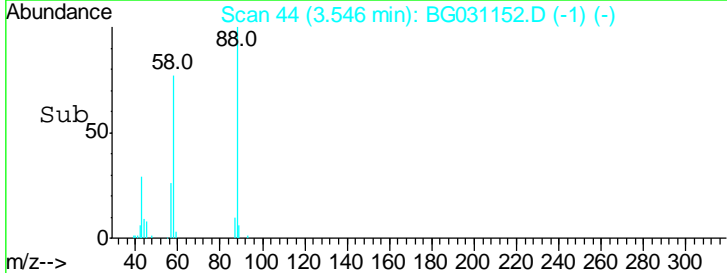
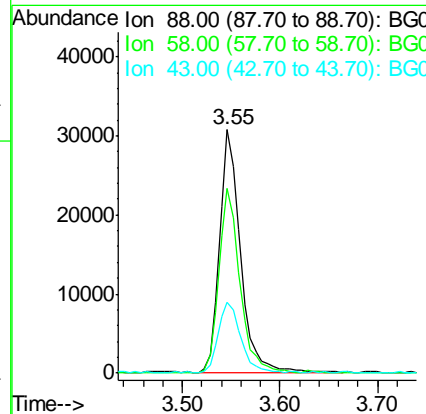
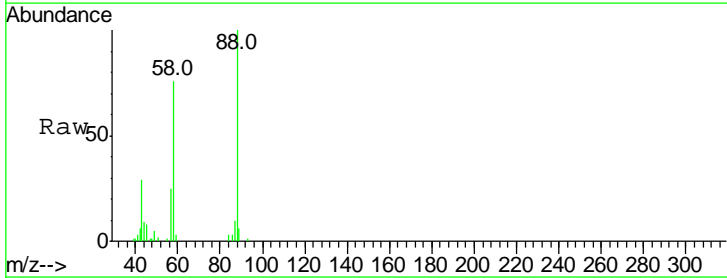
Instrument :
 BNA_G
 ClientSampled :

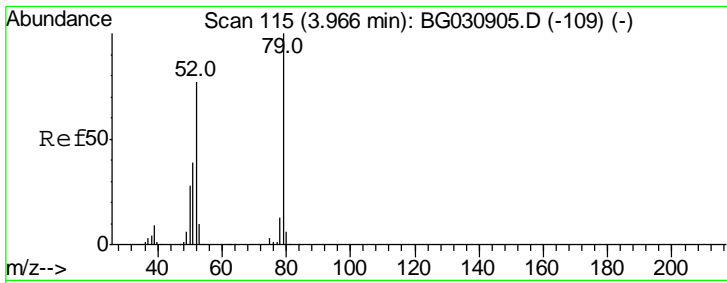
Tgt Ion	Resp	Lower	Upper
152	100		
150	151.0	126.6	189.8
115	54.9	53.0	79.4



#2
 1,4-Dioxane
 Concen: 42.405 ng
 RT: 3.55 min Scan# 44
 Delta R.T. -0.02 min
 Lab File: BG031152.D
 Acq: 21 Nov 2017 13:48

Tgt Ion	Resp	Lower	Upper
88	100		
58	75.8	79.6	119.4#
43	31.2	27.4	41.0

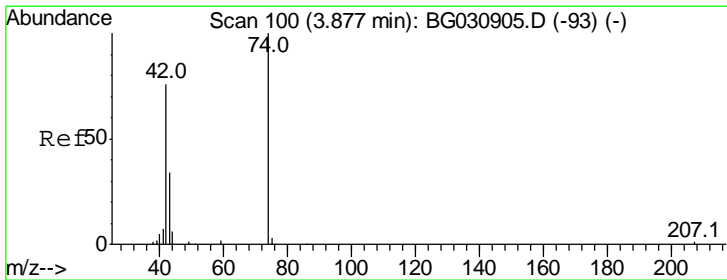
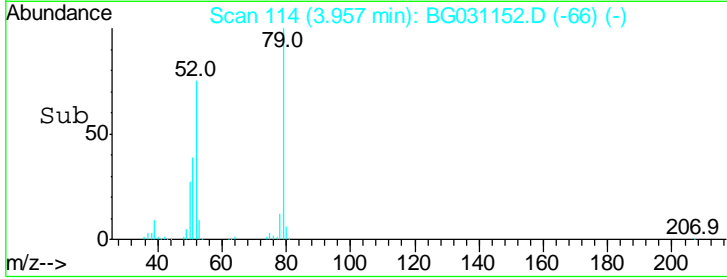
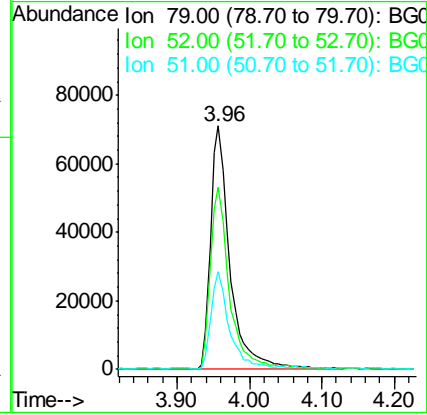
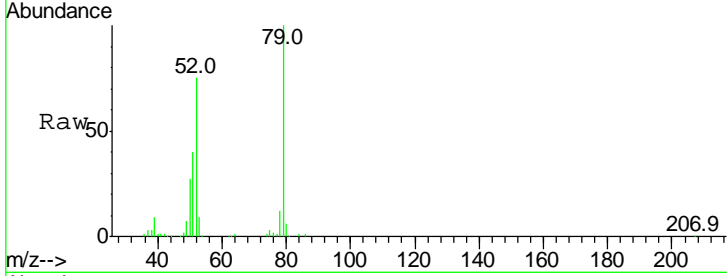




#3
 Pyridine
 Concen: 42.110 ng
 RT: 3.96 min Scan# 114
 Delta R.T. -0.02 min
 Lab File: BG031152.D
 Acq: 21 Nov 2017 13:48

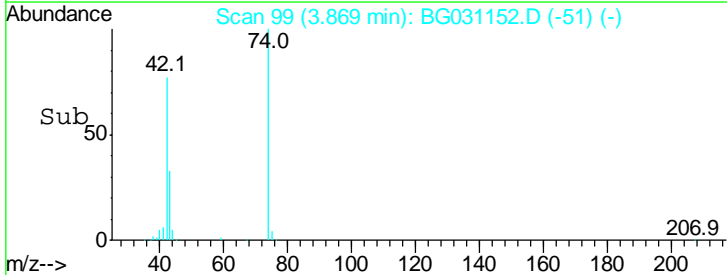
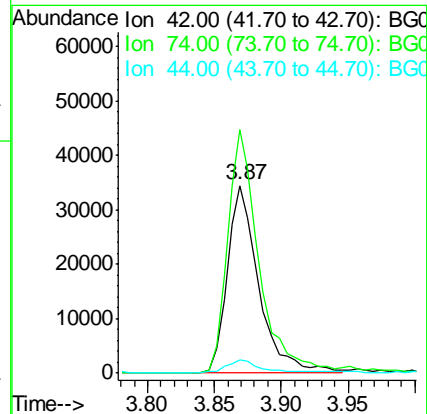
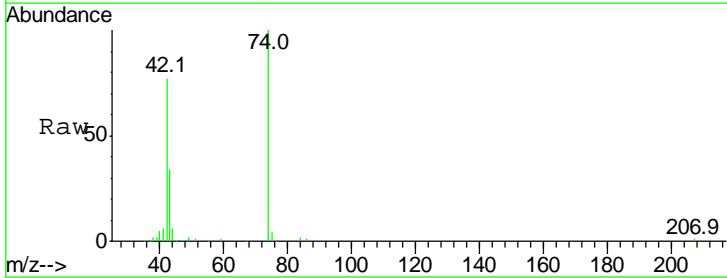
Instrument :
 BNA_G
 ClientSampled :

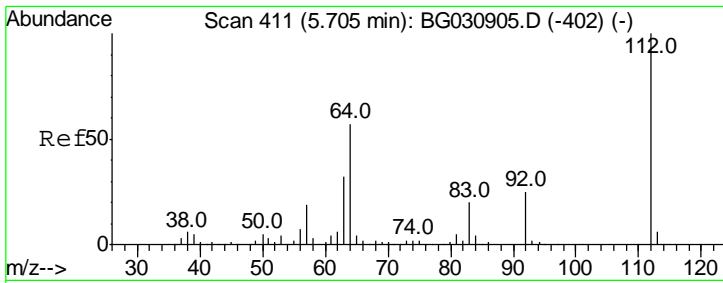
Tgt Ion	Resp	Lower	Upper
79	100		
52	74.6	69.9	104.9
51	40.1	34.0	51.0



#4
 n-Nitrosodimethylamine
 Concen: 38.262 ng
 RT: 3.87 min Scan# 99
 Delta R.T. -0.02 min
 Lab File: BG031152.D
 Acq: 21 Nov 2017 13:48

Tgt Ion	Resp	Lower	Upper
42	100		
74	129.8	102.5	153.7
44	7.4	18.9	28.3#

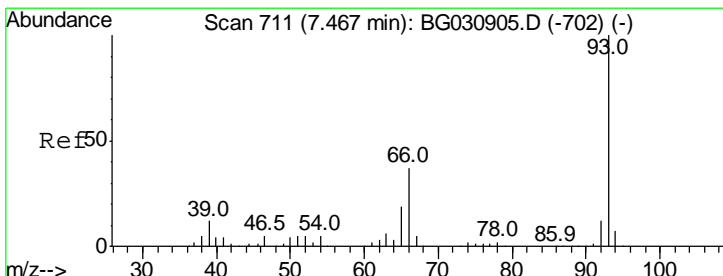
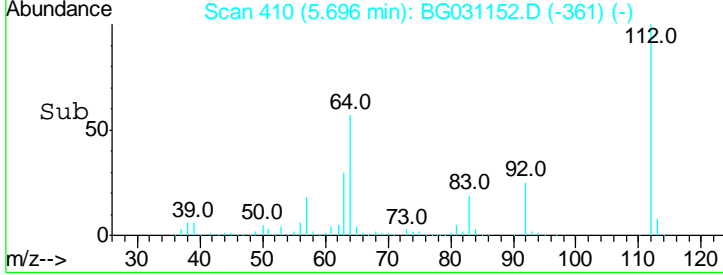
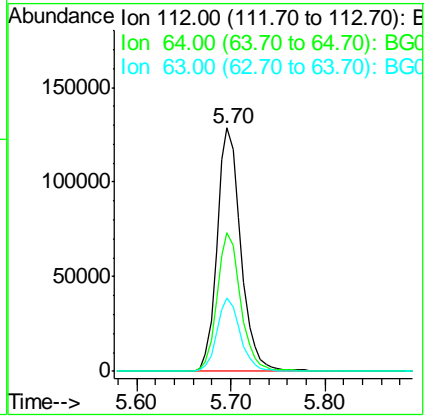
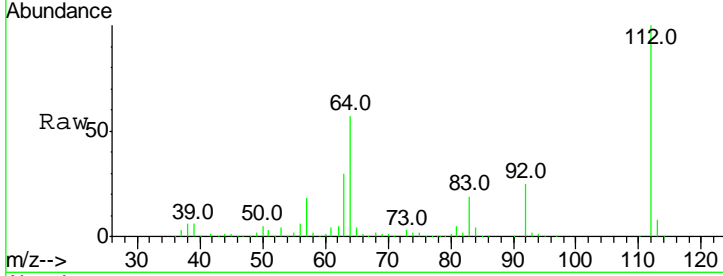




#5
 2-Fluorophenol
 Concen: 84.829 ng
 RT: 5.70 min Scan# 410
 Delta R.T. -0.01 min
 Lab File: BG031152.D
 Acq: 21 Nov 2017 13:48

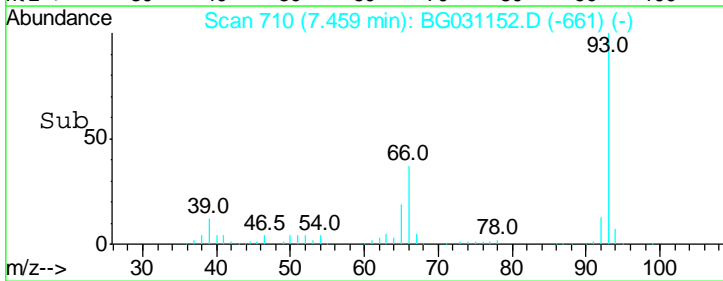
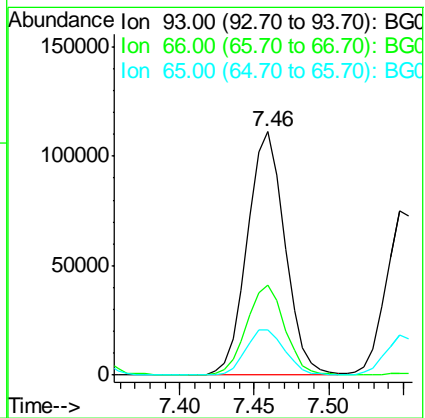
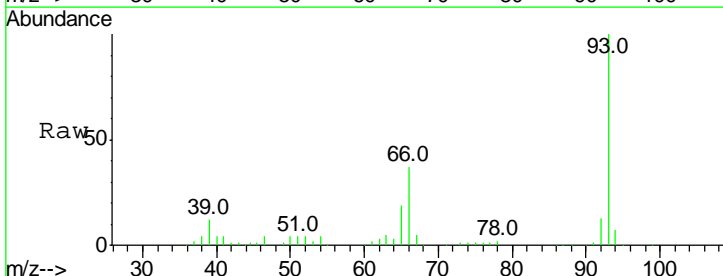
Instrument :
 BNA_G
 ClientSampled :

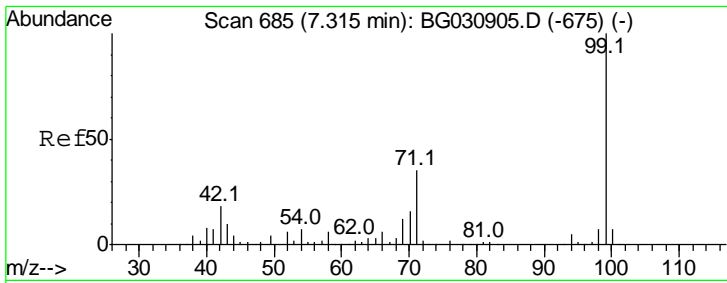
Tgt Ion	Resp	Lower	Upper
112	100		
64	57.0	56.3	84.5
63	30.2	30.1	45.1



#6
 Aniline
 Concen: 40.946 ng
 RT: 7.46 min Scan# 710
 Delta R.T. -0.01 min
 Lab File: BG031152.D
 Acq: 21 Nov 2017 13:48

Tgt Ion	Resp	Lower	Upper
93	100		
66	37.1	33.7	50.5
65	18.6	16.1	24.1

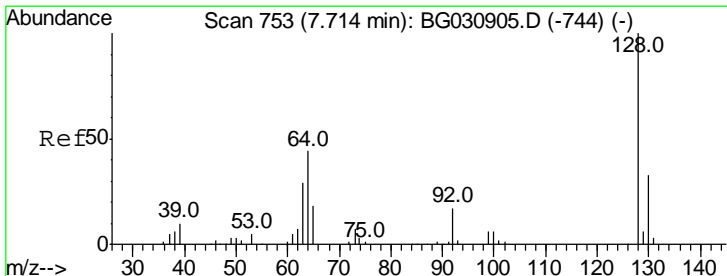
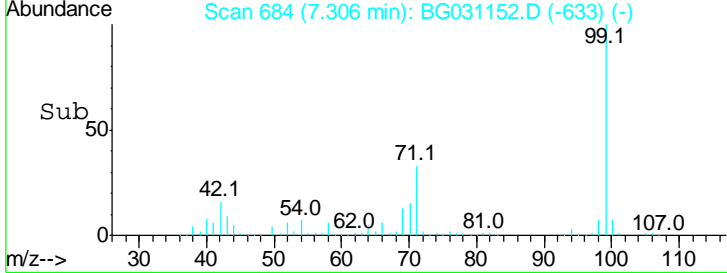
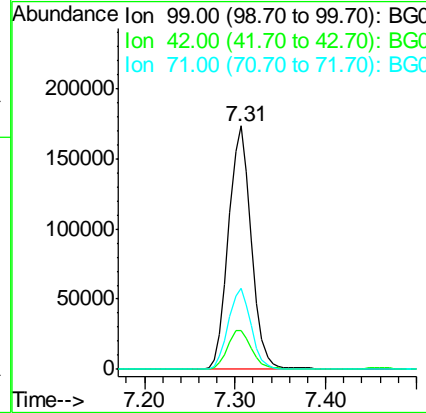
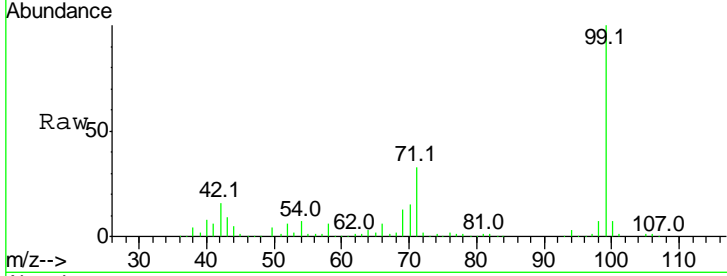




#7
 Phenol-d6
 Concen: 84.138 ng
 RT: 7.31 min Scan# 684
 Delta R.T. -0.00 min
 Lab File: BG031152.D
 Acq: 21 Nov 2017 13:48

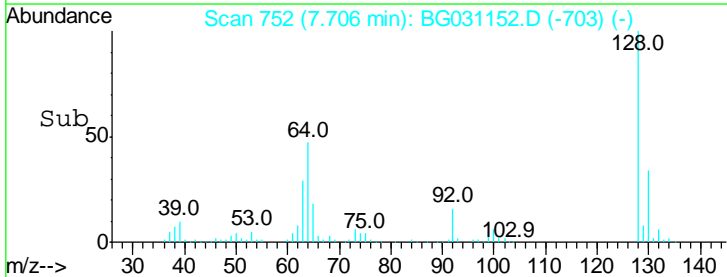
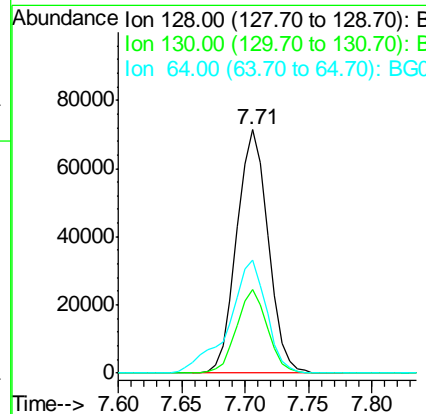
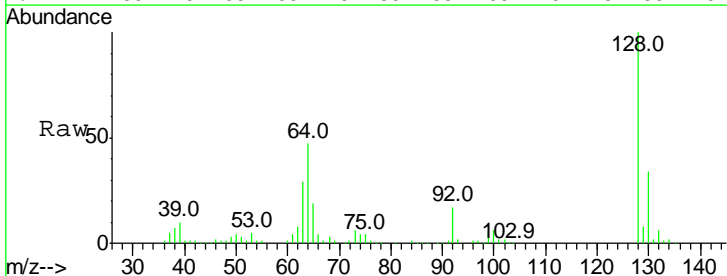
Instrument :
 BNA_G
 ClientSampled :

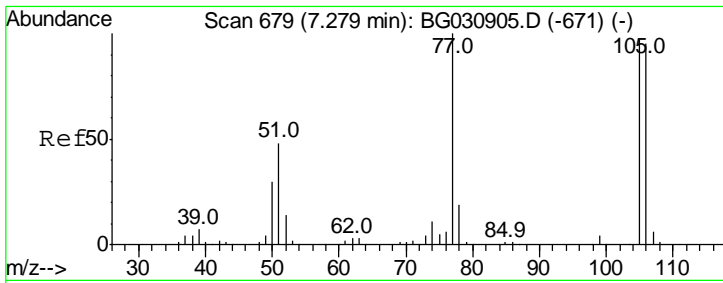
Tgt Ion	Resp	Lower	Upper
99	100		
42	16.0	14.1	21.1
71	33.2	26.1	39.1



#8
 2-Chlorophenol
 Concen: 41.741 ng
 RT: 7.71 min Scan# 752
 Delta R.T. -0.01 min
 Lab File: BG031152.D
 Acq: 21 Nov 2017 13:48

Tgt Ion	Resp	Lower	Upper
128	100		
130	34.3	14.0	54.0
64	46.6	37.7	77.7

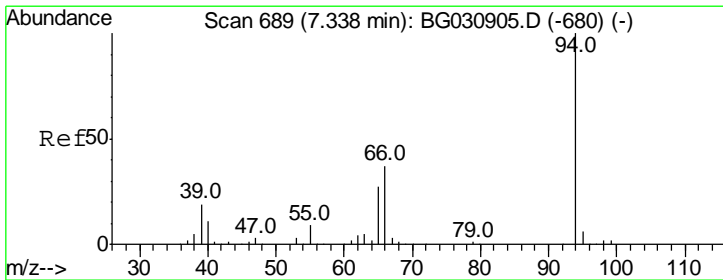
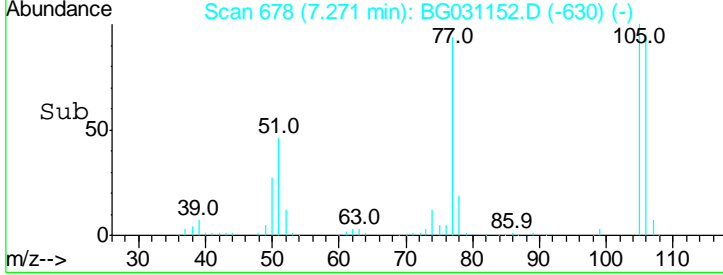
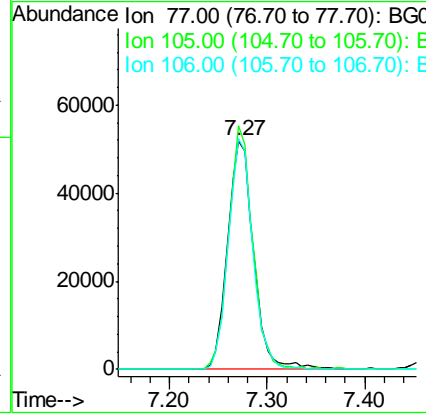
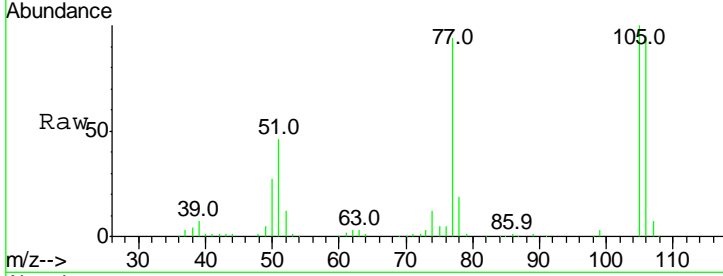




#9
Benzaldehyde
Concen: 37.998 ng
RT: 7.27 min Scan# 678
Delta R.T. -0.02 min
Lab File: BG031152.D
Acq: 21 Nov 2017 13:48

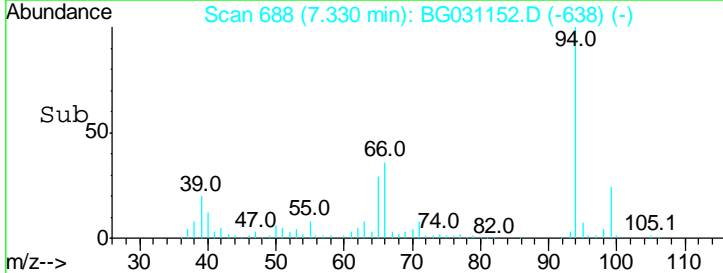
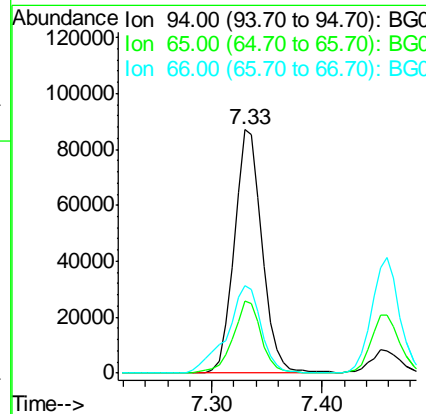
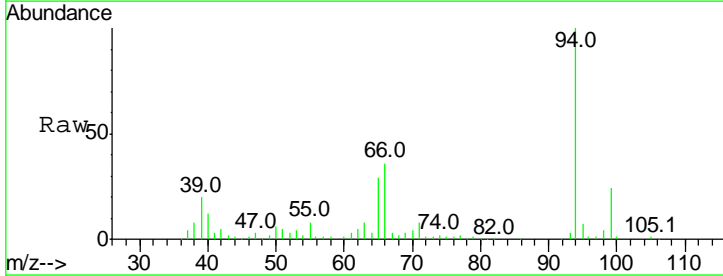
Instrument :
BNA_G
ClientSampled :

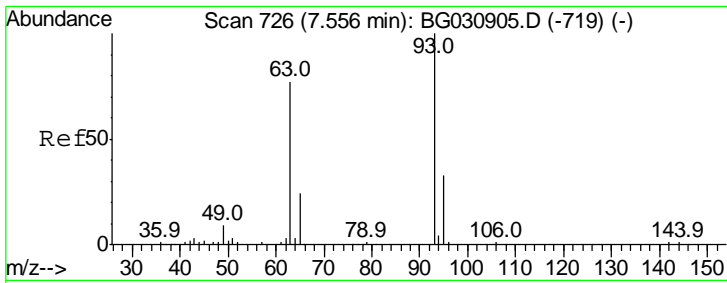
Tgt Ion	Resp	Lower	Upper
77	100		
105	106.4	71.3	111.3
106	100.8	64.2	104.2



#10
Phenol
Concen: 41.185 ng
RT: 7.33 min Scan# 688
Delta R.T. -0.01 min
Lab File: BG031152.D
Acq: 21 Nov 2017 13:48

Tgt Ion	Resp	Lower	Upper
94	100		
65	29.4	11.9	51.9
66	35.7	22.2	62.2

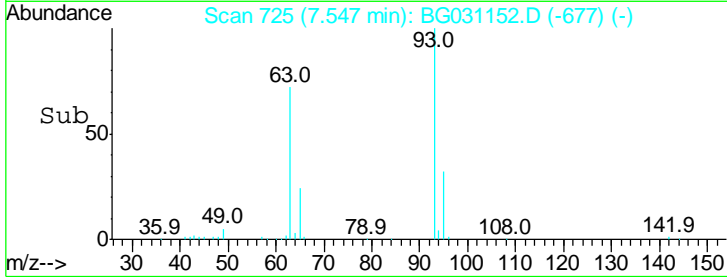
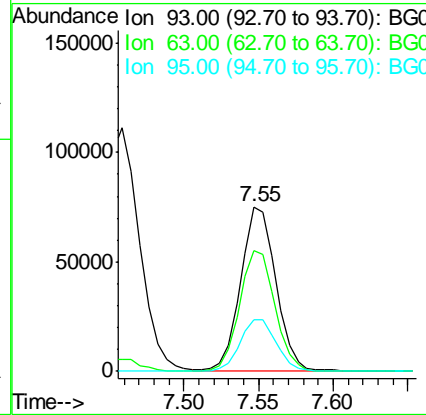
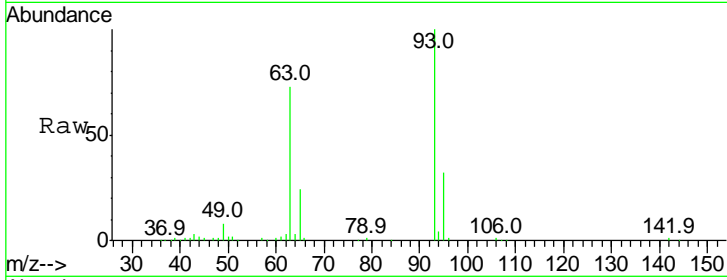




#11
 bis(2-Chloroethyl)ether
 Concen: 41.259 ng
 RT: 7.55 min Scan# 725
 Delta R.T. -0.02 min
 Lab File: BG031152.D
 Acq: 21 Nov 2017 13:48

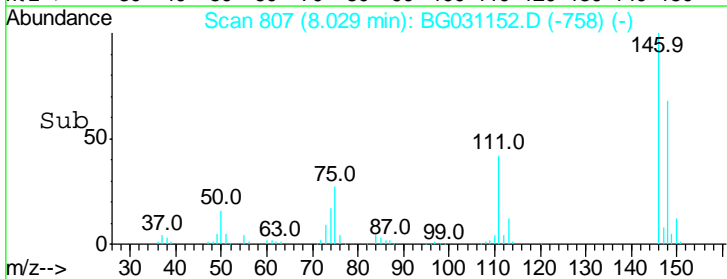
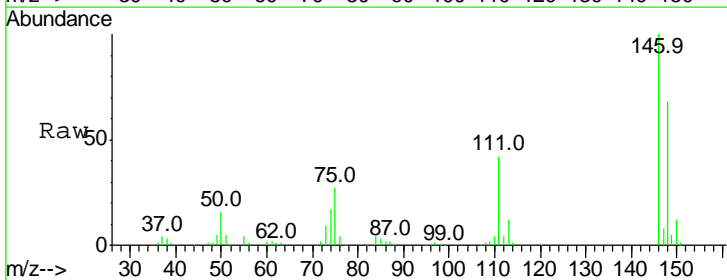
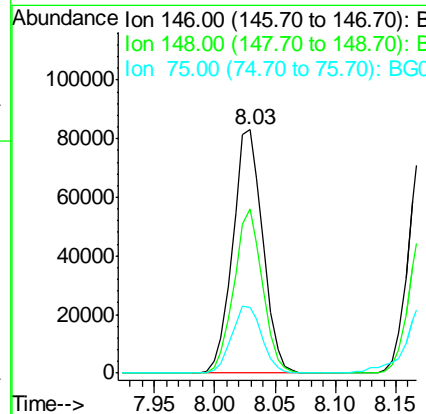
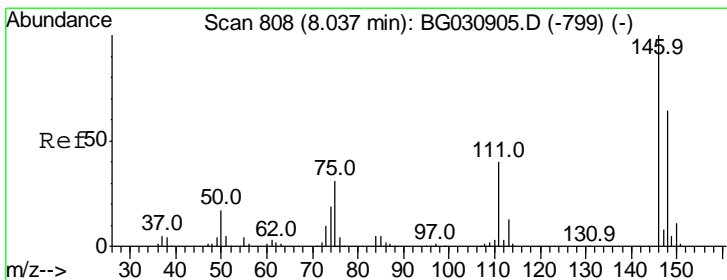
Instrument :
 BNA_G
 ClientSampled :

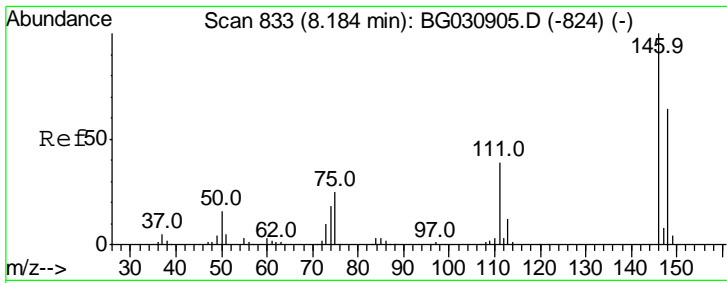
Tgt Ion	Resp	Lower	Upper
93	122946		
93	100		
63	73.4	67.1	107.1
95	31.7	11.5	51.5



#12
 1,3-Dichlorobenzene
 Concen: 41.486 ng
 RT: 8.03 min Scan# 807
 Delta R.T. -0.01 min
 Lab File: BG031152.D
 Acq: 21 Nov 2017 13:48

Tgt Ion	Resp	Lower	Upper
146	143283		
146	100		
148	67.5	51.4	77.2
75	26.9	26.6	39.8

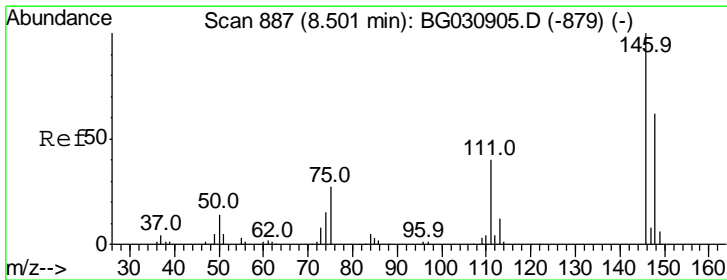
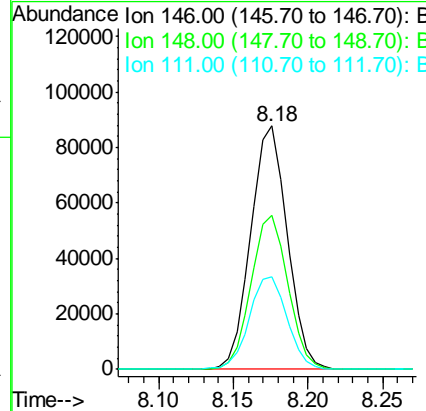
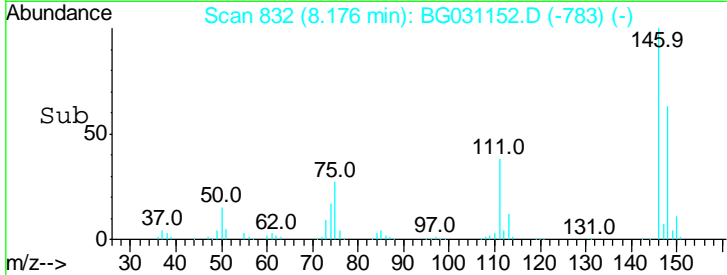
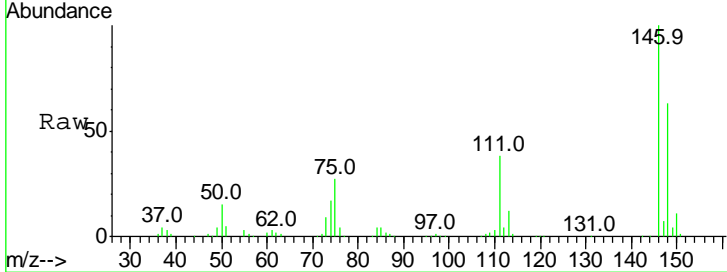




#13
 1,4-Dichlorobenzene
 Concen: 42.443 ng
 RT: 8.18 min Scan# 832
 Delta R.T. -0.01 min
 Lab File: BG031152.D
 Acq: 21 Nov 2017 13:48

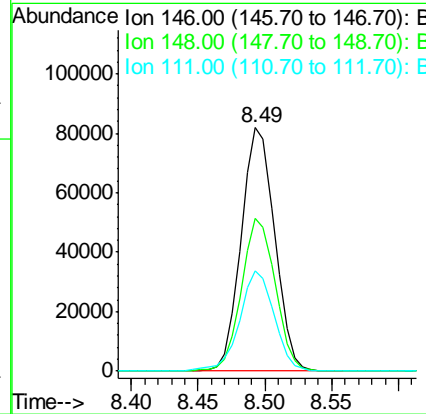
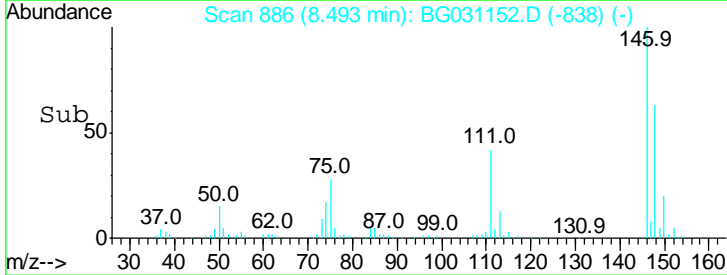
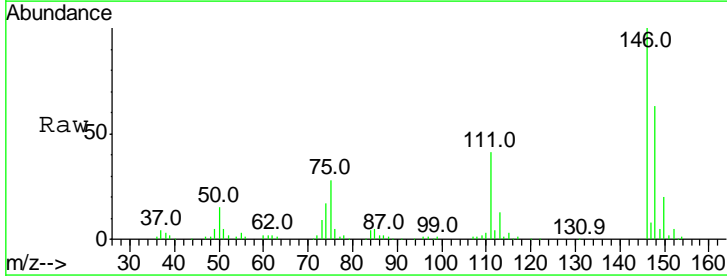
Instrument :
 BNA_G
 ClientSampled :

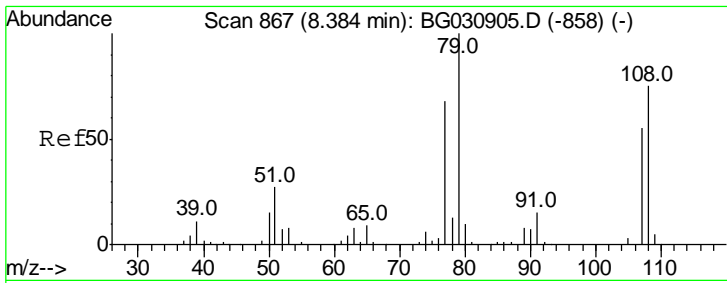
Tgt Ion	Resp	Lower	Upper
146	100		
148	63.4	53.7	80.5
111	38.2	35.2	52.8



#14
 1,2-Dichlorobenzene
 Concen: 42.349 ng
 RT: 8.49 min Scan# 886
 Delta R.T. -0.02 min
 Lab File: BG031152.D
 Acq: 21 Nov 2017 13:48

Tgt Ion	Resp	Lower	Upper
146	100		
148	62.5	49.3	73.9
111	41.3	34.3	51.5

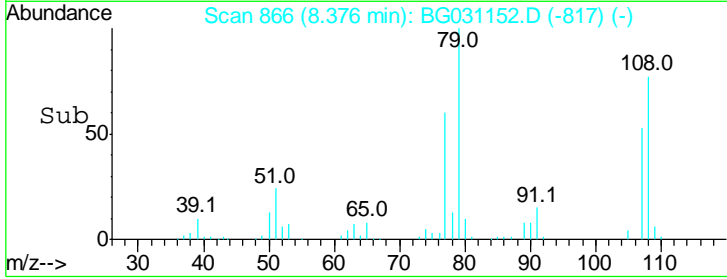
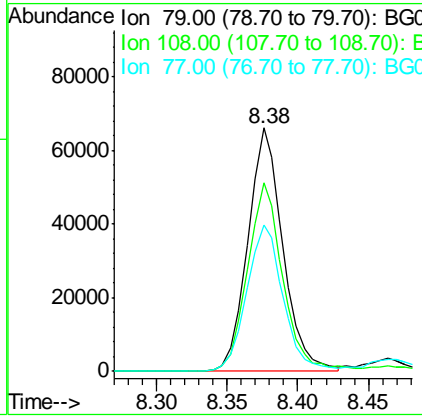
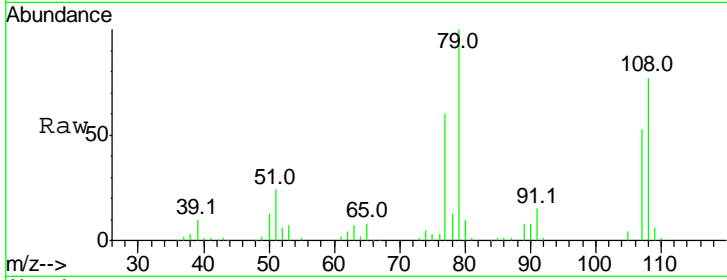




#15
 Benzyl Alcohol
 Concen: 39.853 ng
 RT: 8.38 min Scan# 866
 Delta R.T. -0.01 min
 Lab File: BG031152.D
 Acq: 21 Nov 2017 13:48

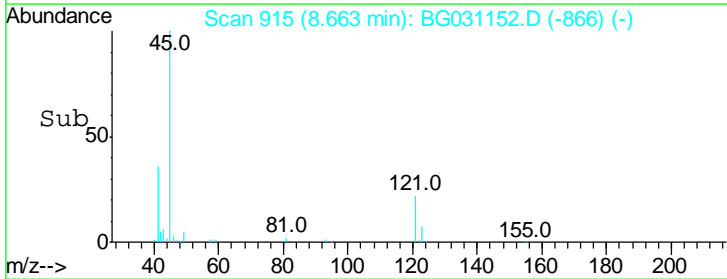
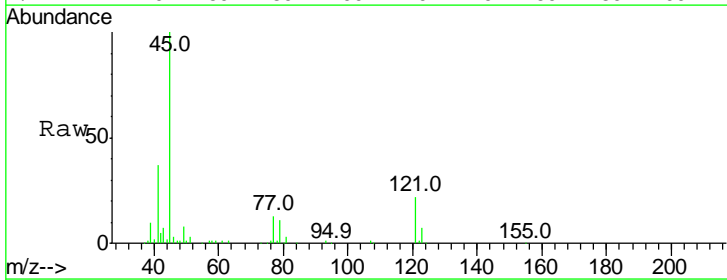
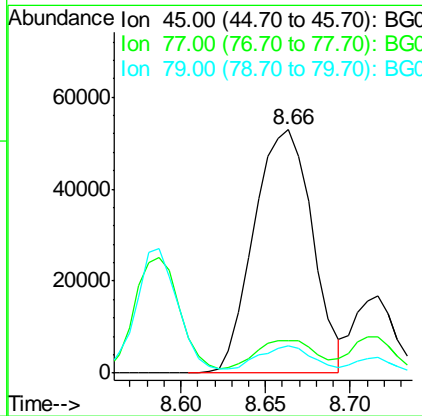
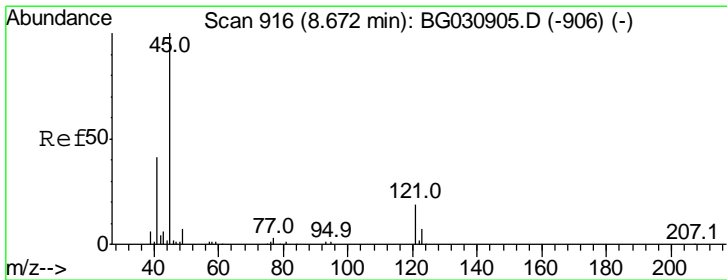
Instrument :
 BNA_G
 ClientSampled :

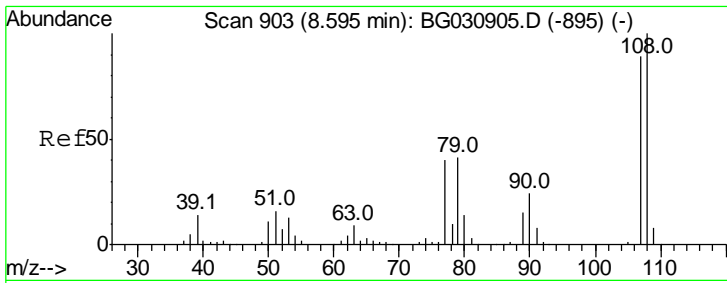
Tgt Ion	Resp	Lower	Upper
79	100		
108	77.4	57.2	85.8
77	60.3	46.1	69.1



#16
 2,2'-oxybis(1-Chloropropane)
 Concen: 38.532 ng
 RT: 8.66 min Scan# 915
 Delta R.T. -0.01 min
 Lab File: BG031152.D
 Acq: 21 Nov 2017 13:48

Tgt Ion	Resp	Lower	Upper
45	100		
77	13.3	0.0	30.2
79	11.4	0.0	27.9

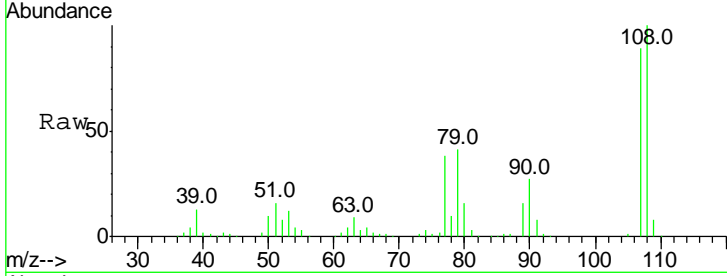




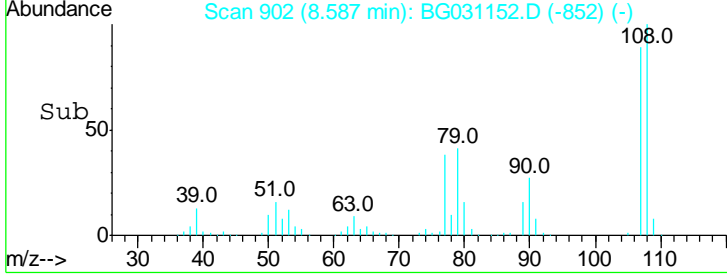
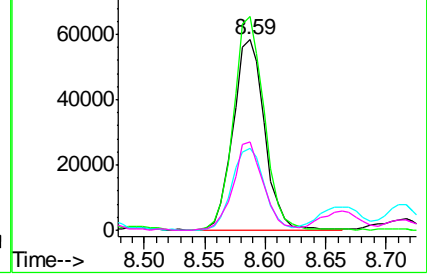
#17
 2-Methylphenol
 Concen: 40.911 ng
 RT: 8.59 min Scan# 902
 Delta R.T. -0.01 min
 Lab File: BG031152.D
 Acq: 21 Nov 2017 13:48

Instrument :
 BNA_G
 ClientSampled :

Tgt Ion	Resp	Lower	Upper
107	100		
108	112.1	83.9	125.9
77	42.9	37.2	55.8
79	46.2	36.2	54.2

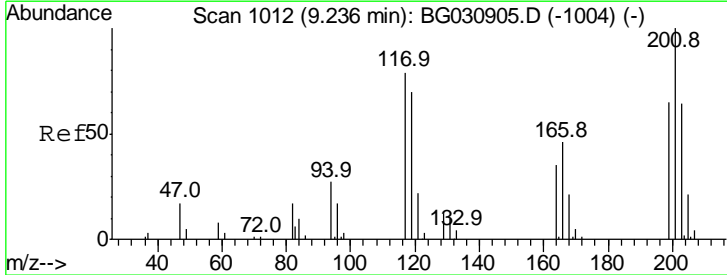


Abundance Ion 107.00 (106.70 to 107.70): E
 Ion 108.00 (107.70 to 108.70): E
 Ion 77.00 (76.70 to 77.70): BG
 Ion 79.00 (78.70 to 79.70): BG

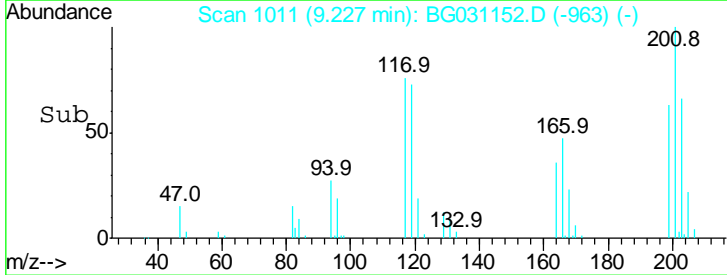
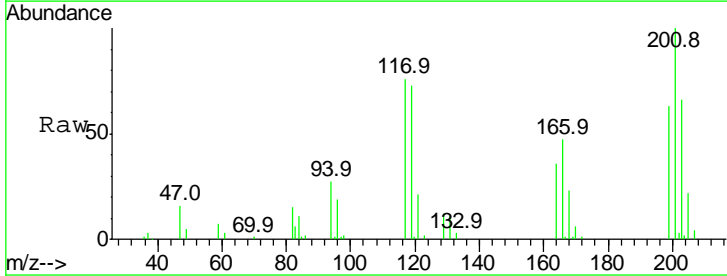
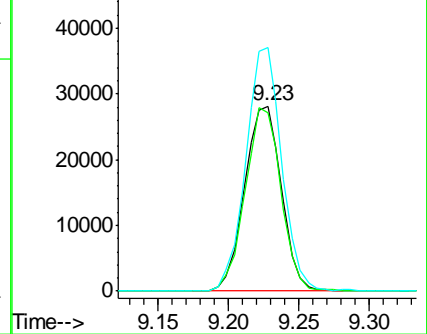


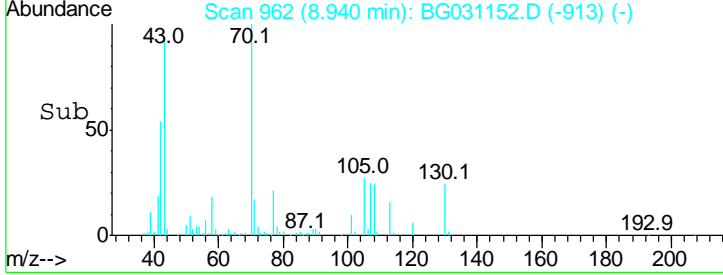
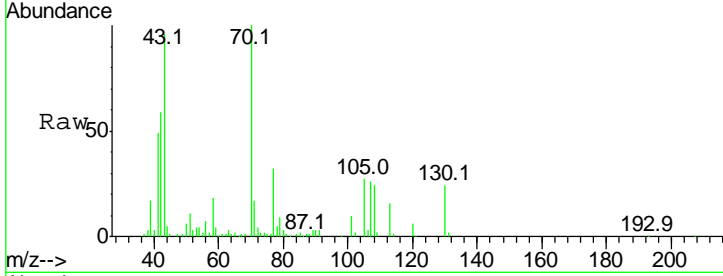
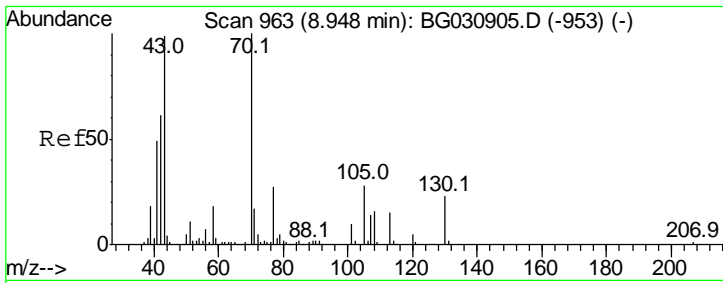
#18
 Hexachloroethane
 Concen: 42.114 ng
 RT: 9.23 min Scan# 1011
 Delta R.T. -0.02 min
 Lab File: BG031152.D
 Acq: 21 Nov 2017 13:48

Tgt Ion	Resp	Lower	Upper
117	100		
119	96.4	76.7	115.1
201	131.6	95.7	143.5



Abundance Ion 117.00 (116.70 to 117.70): E
 Ion 119.00 (118.70 to 119.70): E
 Ion 201.00 (200.70 to 201.70): E



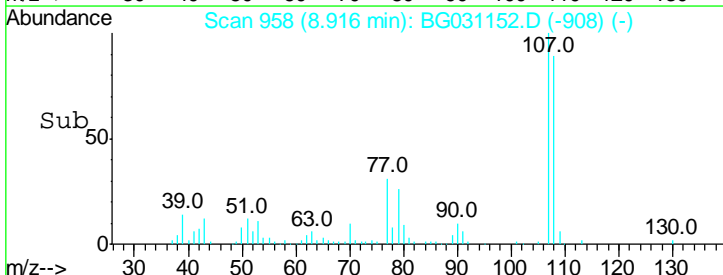
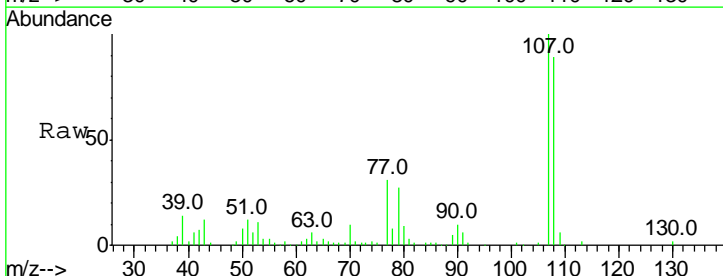
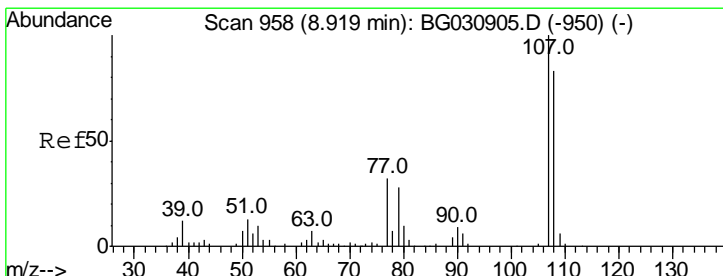
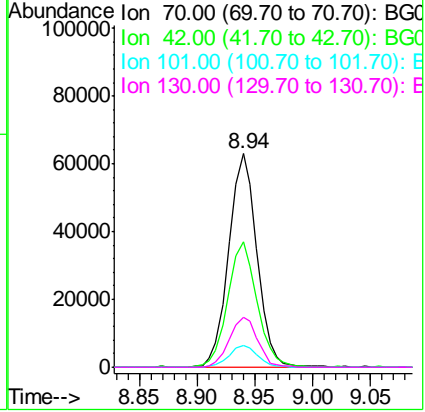


#19
 n-Nitroso-di-n-propylamine
 Concen: 39.090 ng
 RT: 8.94 min Scan# 962
 Delta R.T. -0.01 min
 Lab File: BG031152.D
 Acq: 21 Nov 2017 13:48

Instrument :
 BNA_G
 ClientSampled :

Tgt Ion: 70 Resp: 106811

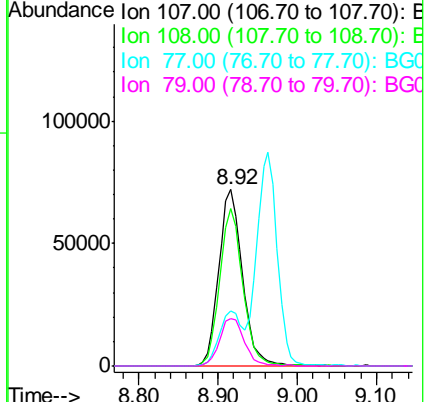
Ion	Ratio	Lower	Upper
70	100		
42	58.6	49.1	73.7
101	10.0	8.5	12.7
130	23.5	13.4	20.0#

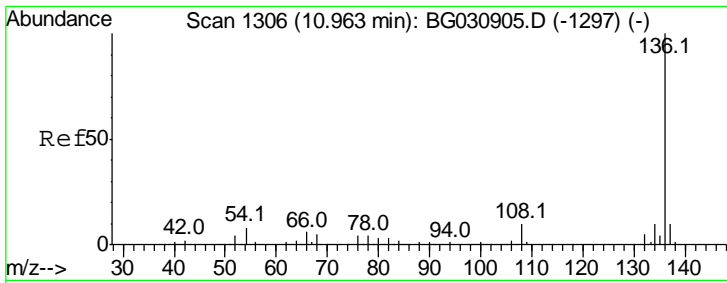


#20
 3+4-Methylphenols
 Concen: 40.472 ng
 RT: 8.92 min Scan# 958
 Delta R.T. -0.01 min
 Lab File: BG031152.D
 Acq: 21 Nov 2017 13:48

Tgt Ion: 107 Resp: 149563

Ion	Ratio	Lower	Upper
107	100		
108	89.4	61.6	101.6
77	31.2	13.9	53.9
79	26.6	8.8	48.8

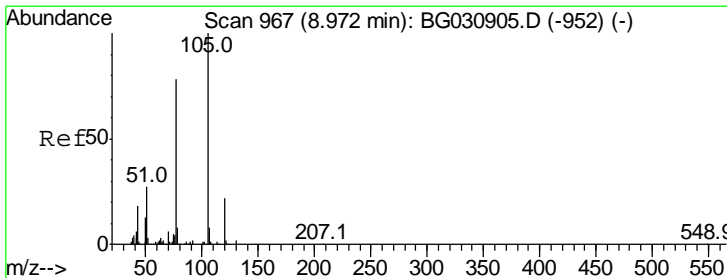
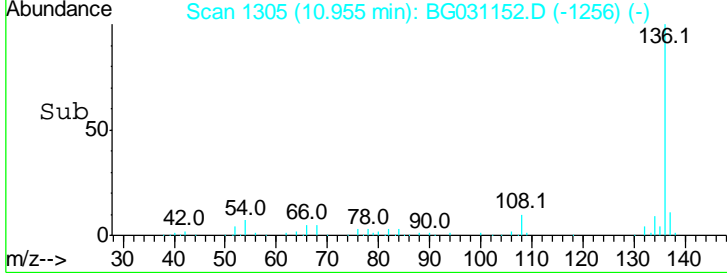
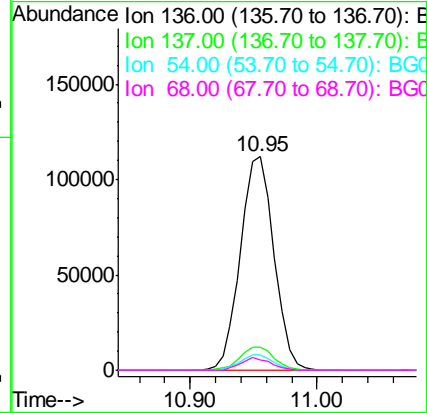
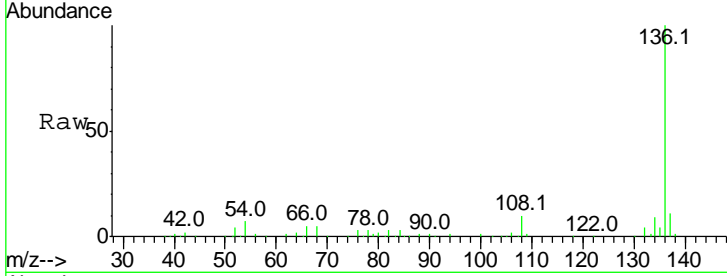




#21
 Naphthalene-d8
 Concen: 20.000 ng
 RT: 10.95 min Scan# 1305
 Delta R.T. -0.01 min
 Lab File: BG031152.D
 Acq: 21 Nov 2017 13:48

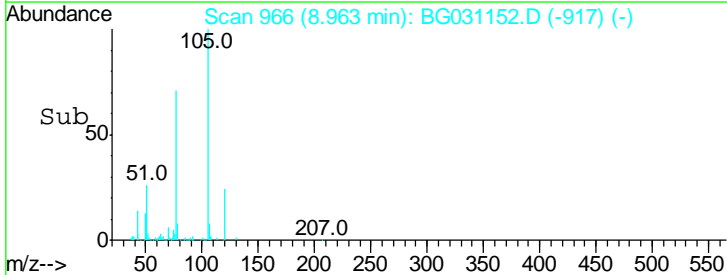
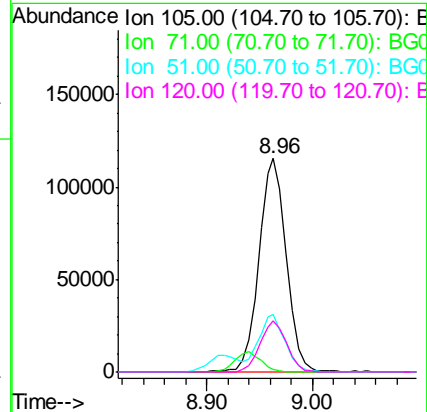
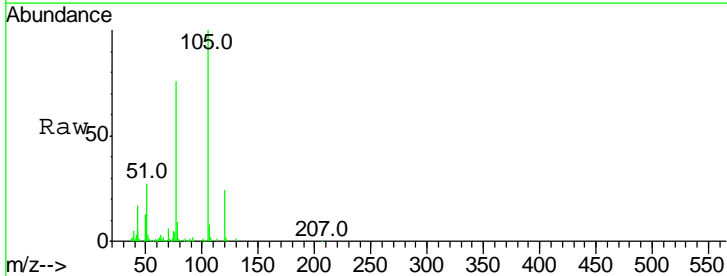
Instrument :
 BNA_G
 ClientSampled :

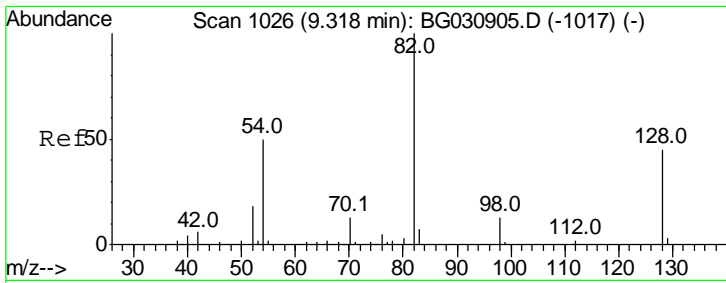
Tgt Ion	Resp	Lower	Upper
136	100		
137	10.6	9.2	13.8
54	7.2	10.3	15.5#
68	5.1	4.5	6.7



#22
 Acetophenone
 Concen: 40.568 ng
 RT: 8.96 min Scan# 966
 Delta R.T. -0.01 min
 Lab File: BG031152.D
 Acq: 21 Nov 2017 13:48

Tgt Ion	Resp	Lower	Upper
105	100		
71	1.0	3.0	4.4#
51	27.2	26.1	39.1
120	23.8	17.4	26.2

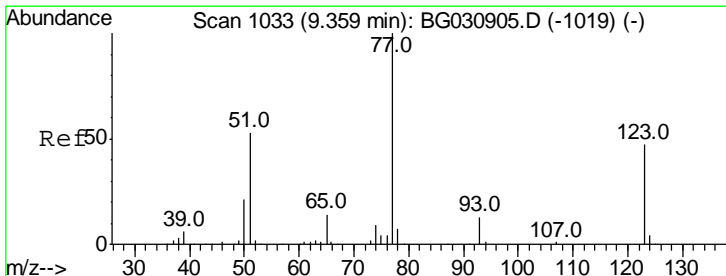
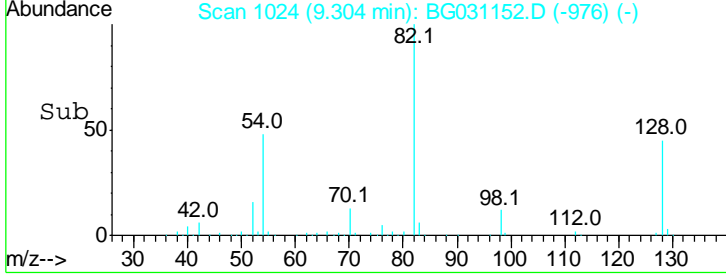
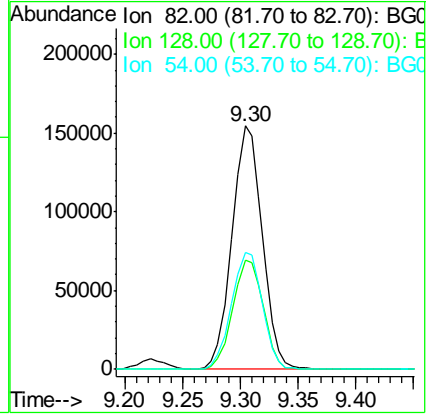
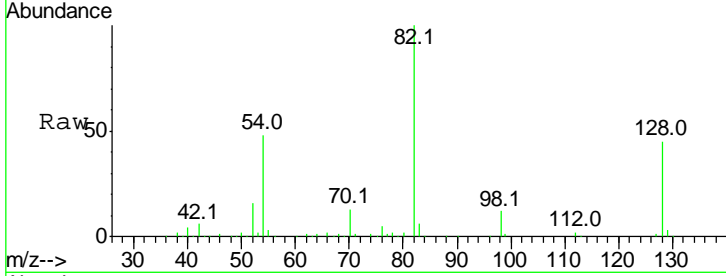




#23
 Nitrobenzene-d5
 Concen: 80.838 ng
 RT: 9.30 min Scan# 1024
 Delta R.T. -0.02 min
 Lab File: BG031152.D
 Acq: 21 Nov 2017 13:48

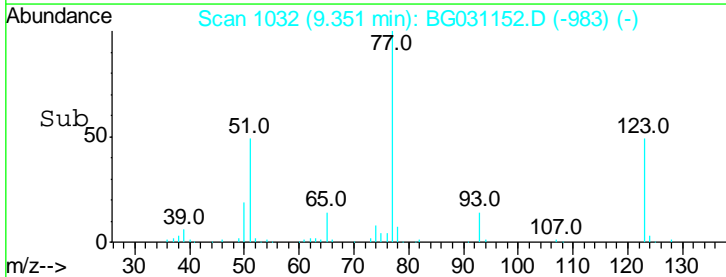
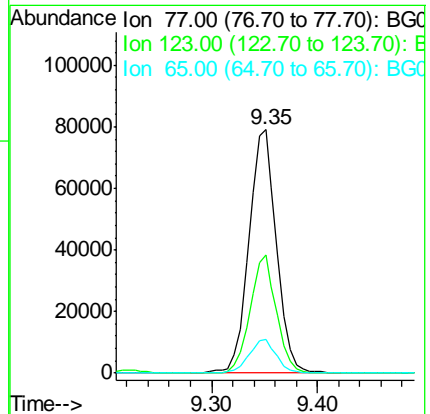
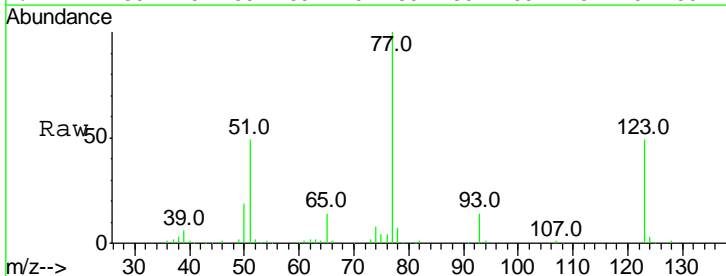
Instrument :
 BNA_G
 ClientSampled :

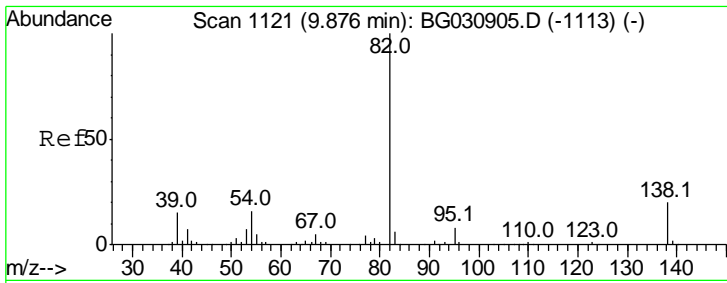
Tgt Ion	Resp	Lower	Upper
82	100		
128	44.9	29.7	44.5#
54	47.9	43.1	64.7



#24
 Nitrobenzene
 Concen: 40.414 ng
 RT: 9.35 min Scan# 1032
 Delta R.T. -0.01 min
 Lab File: BG031152.D
 Acq: 21 Nov 2017 13:48

Tgt Ion	Resp	Lower	Upper
77	100		
123	48.5	33.0	49.6
65	13.8	13.0	19.6

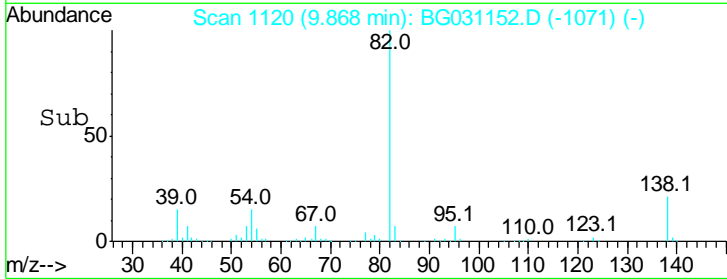
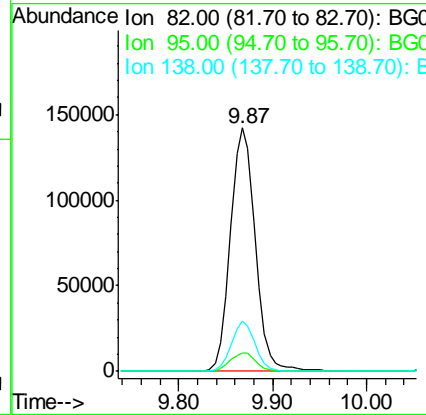
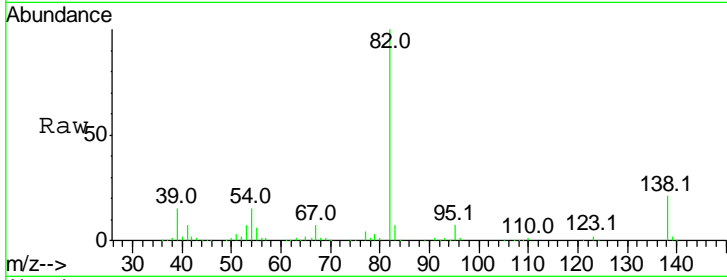




#25
 Isophorone
 Concen: 38.570 ng
 RT: 9.87 min Scan# 1120
 Delta R.T. -0.01 min
 Lab File: BG031152.D
 Acq: 21 Nov 2017 13:48

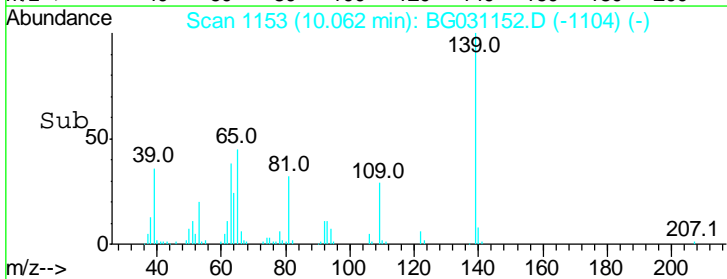
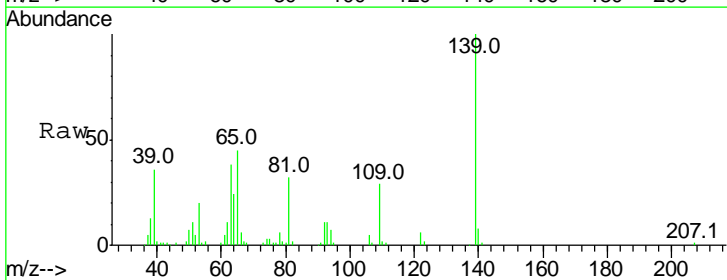
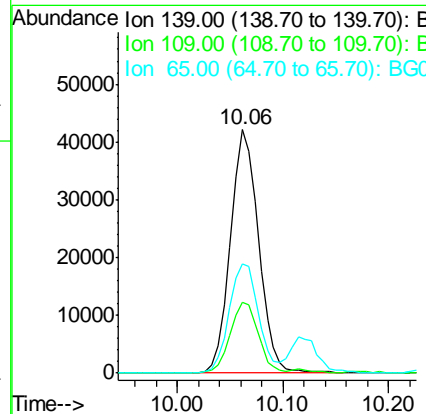
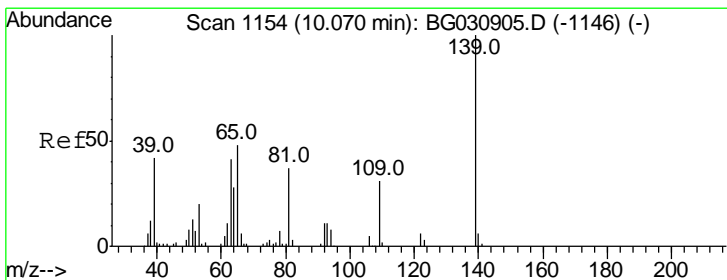
Instrument :
 BNA_G
 ClientSampled :

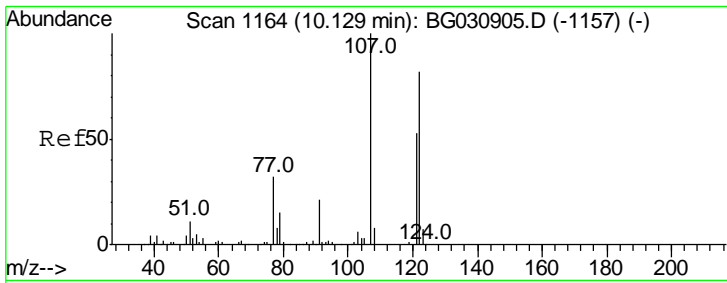
Tgt Ion	Resp	Lower	Upper
82	100		
95	7.5	6.2	9.2
138	20.5	12.1	18.1#



#26
 2-Nitrophenol
 Concen: 42.097 ng
 RT: 10.06 min Scan# 1153
 Delta R.T. -0.01 min
 Lab File: BG031152.D
 Acq: 21 Nov 2017 13:48

Tgt Ion	Resp	Lower	Upper
139	100		
109	29.1	24.2	36.2
65	44.9	47.4	71.0#

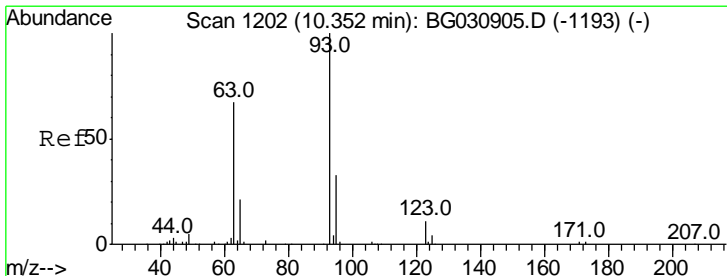
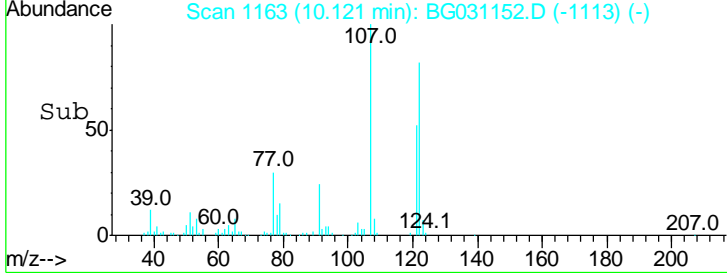
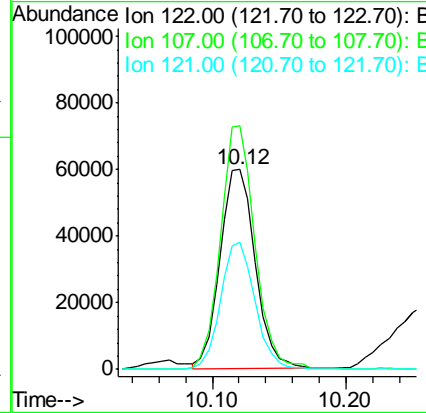
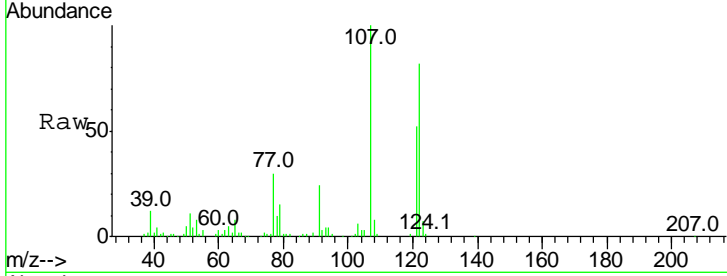




#27
 2,4-Dimethylphenol
 Concen: 40.346 ng
 RT: 10.12 min Scan# 1163
 Delta R.T. -0.01 min
 Lab File: BG031152.D
 Acq: 21 Nov 2017 13:48

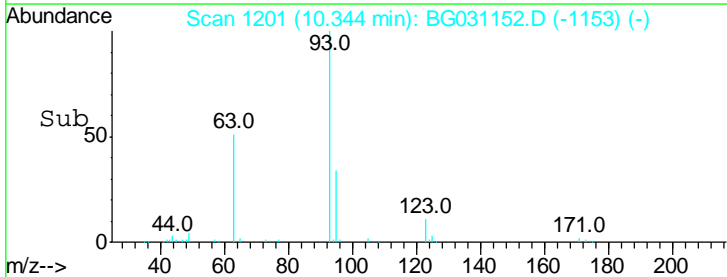
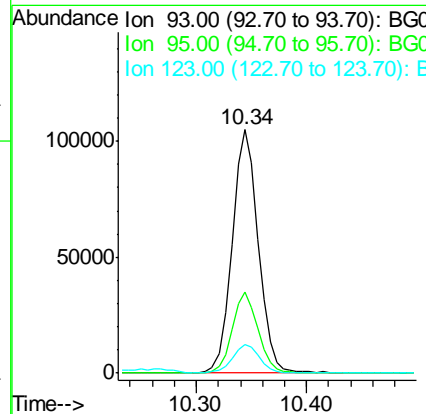
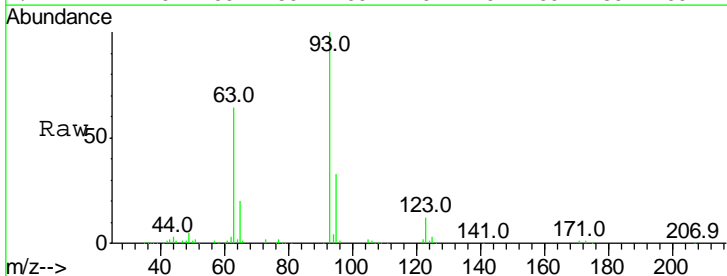
Instrument :
 BNA_G
 ClientSampled :

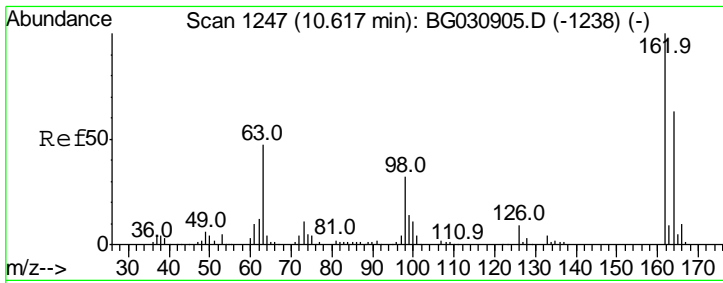
Tgt Ion	Resp	Lower	Upper
122	110553		
107	122.0	100.2	150.2
121	63.6	44.4	66.6



#28
 bis(2-Chloroethoxy)methane
 Concen: 40.870 ng
 RT: 10.34 min Scan# 1201
 Delta R.T. -0.02 min
 Lab File: BG031152.D
 Acq: 21 Nov 2017 13:48

Tgt Ion	Resp	Lower	Upper
93	174019		
95	33.1	24.3	36.5
123	11.6	8.4	12.6

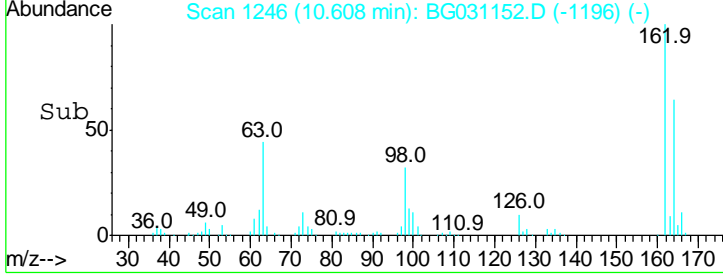
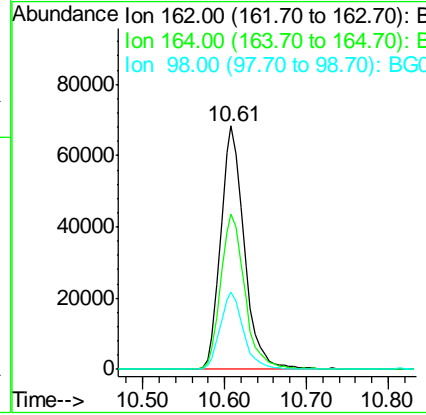
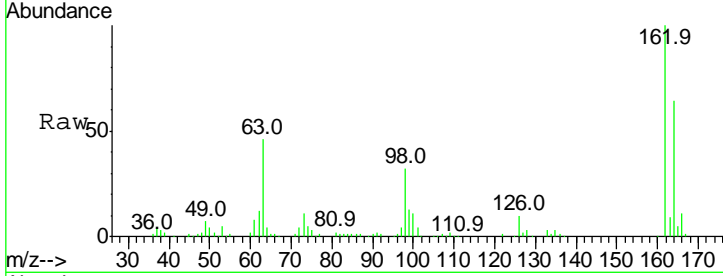




#29
 2,4-Dichlorophenol
 Concen: 41.784 ng
 RT: 10.61 min Scan# 1246
 Delta R.T. -0.01 min
 Lab File: BG031152.D
 Acq: 21 Nov 2017 13:48

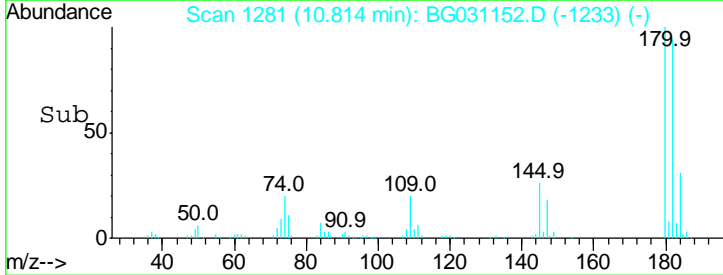
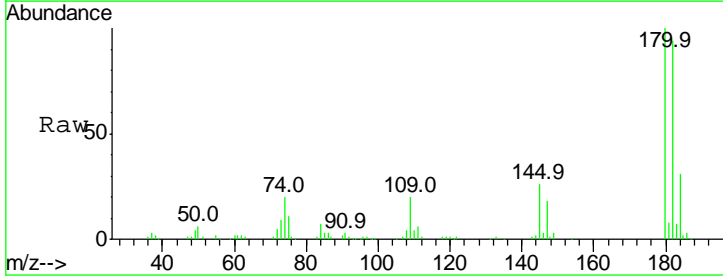
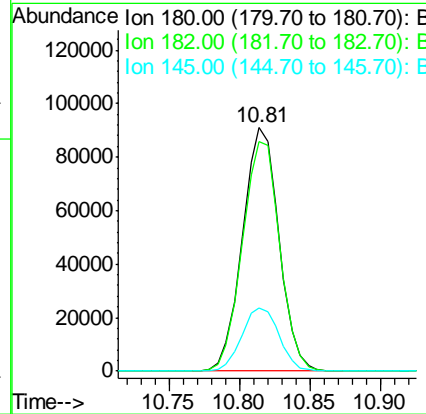
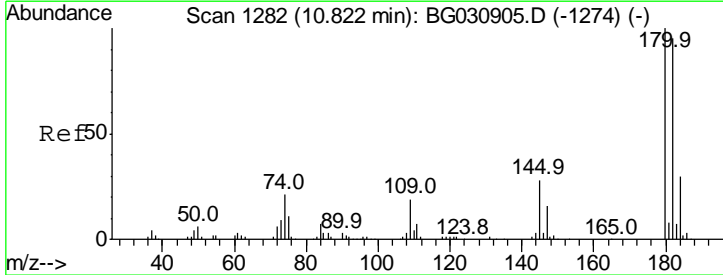
Instrument :
 BNA_G
 ClientSampled :

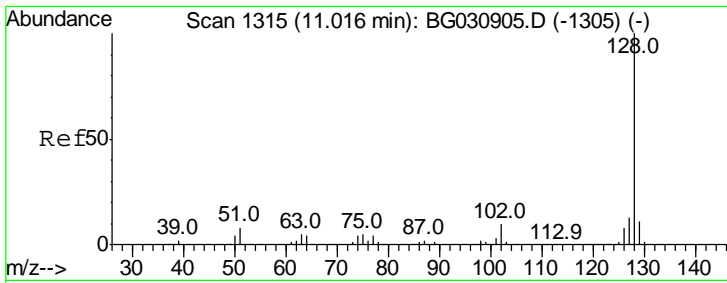
Tgt Ion	Resp	Lower	Upper
162	100		
164	63.8	48.0	88.0
98	32.0	21.1	61.1



#30
 1,2,4-Trichlorobenzene
 Concen: 41.833 ng
 RT: 10.81 min Scan# 1281
 Delta R.T. -0.02 min
 Lab File: BG031152.D
 Acq: 21 Nov 2017 13:48

Tgt Ion	Resp	Lower	Upper
180	100		
182	94.0	77.5	116.3
145	26.0	23.4	35.2

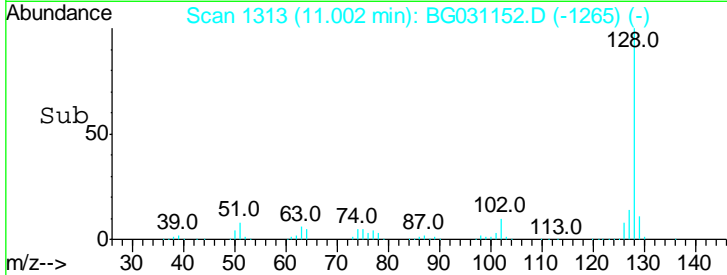
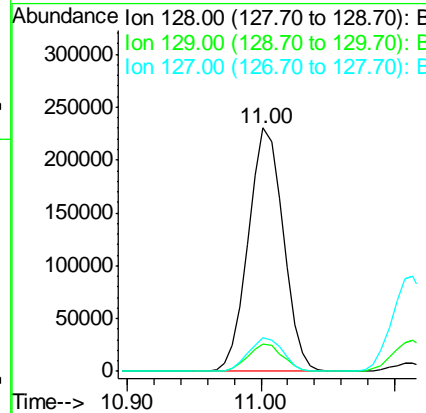





#31
 Naphthalene
 Concen: 41.162 ng
 RT: 11.00 min Scan# 1313
 Delta R.T. -0.02 min
 Lab File: BG031152.D
 Acq: 21 Nov 2017 13:48

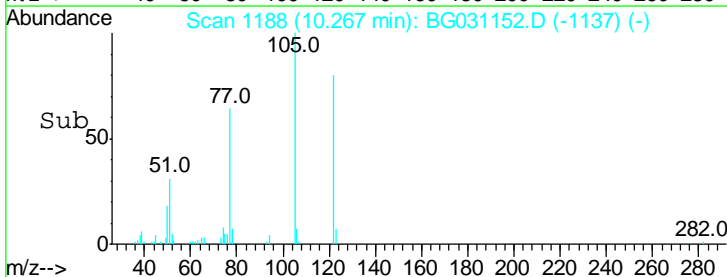
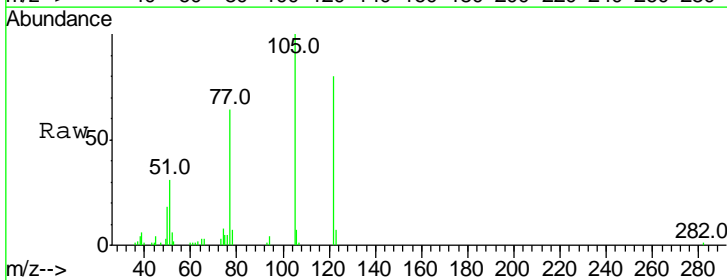
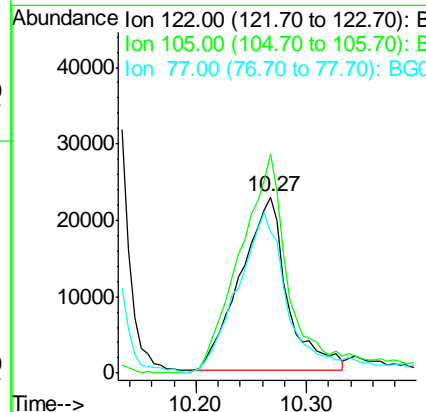
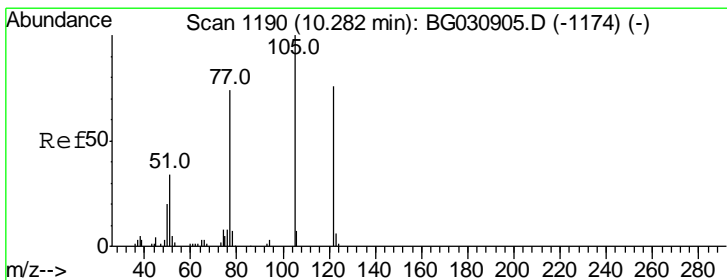
Instrument :
 BNA_G
 ClientSampled :

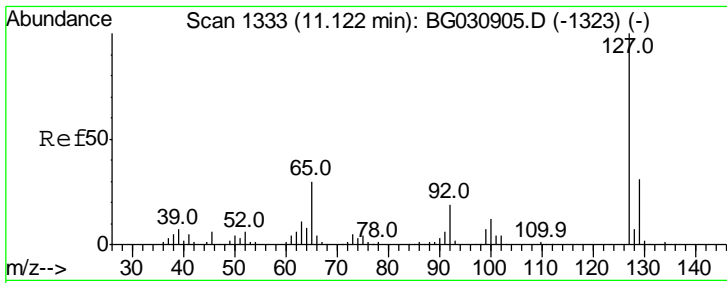
Tgt Ion	Resp	Lower	Upper
128	415638		
129	11.4	8.6	12.8
127	13.8	11.6	17.4



#32
 Benzoic acid
 Concen: 31.859 ng
 RT: 10.27 min Scan# 1188
 Delta R.T. -0.00 min
 Lab File: BG031152.D
 Acq: 21 Nov 2017 13:48

Tgt Ion	Resp	Lower	Upper
122	67781		
105	124.6	123.5	163.5
77	79.8	85.7	125.7#

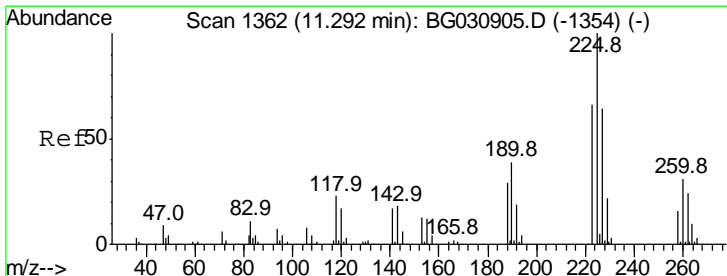
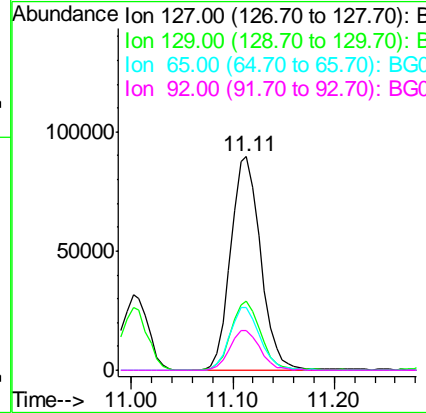
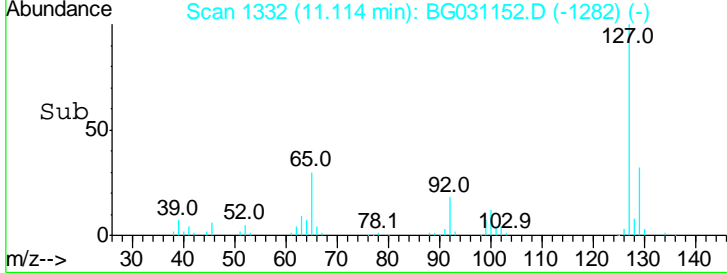
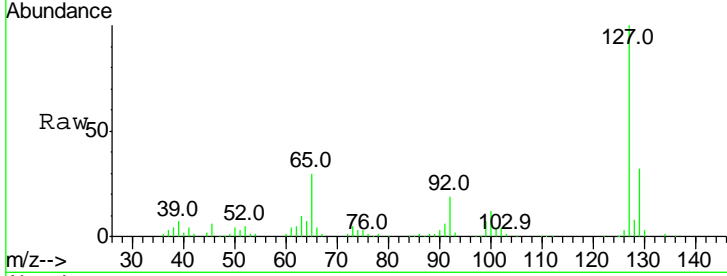




#33
 4-Chloroaniline
 Concen: 41.633 ng
 RT: 11.11 min Scan# 1332
 Delta R.T. -0.01 min
 Lab File: BG031152.D
 Acq: 21 Nov 2017 13:48

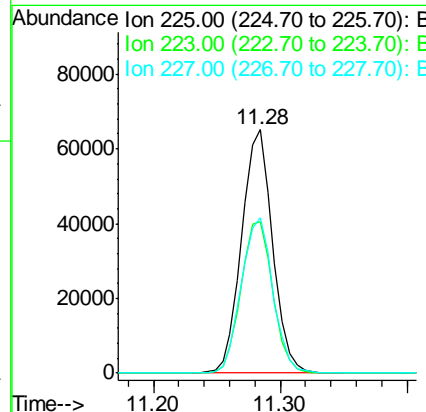
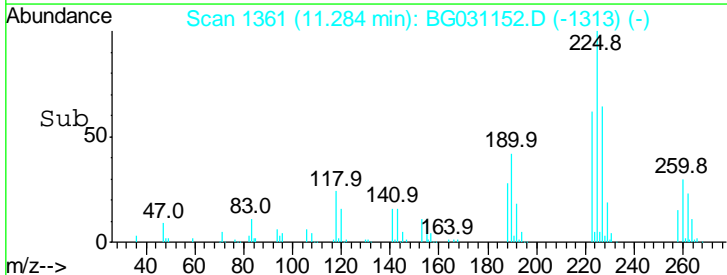
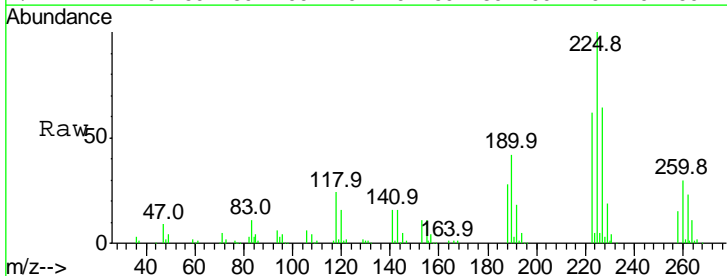
Instrument :
 BNA_G
 ClientSampled :

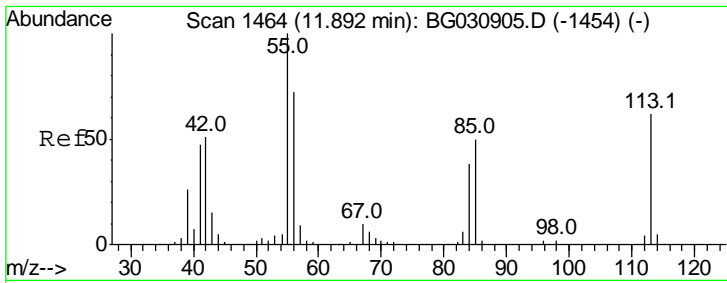
Tgt Ion	Resp	Lower	Upper
127	184033		
129	32.4	24.0	36.0
65	29.5	27.0	40.4
92	18.5	16.6	25.0



#34
 Hexachlorobutadiene
 Concen: 40.359 ng
 RT: 11.28 min Scan# 1361
 Delta R.T. -0.02 min
 Lab File: BG031152.D
 Acq: 21 Nov 2017 13:48

Tgt Ion	Resp	Lower	Upper
225	109955		
223	62.1	49.7	74.5
227	63.9	48.1	72.1

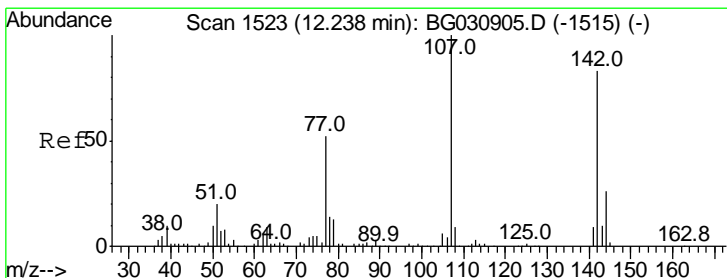
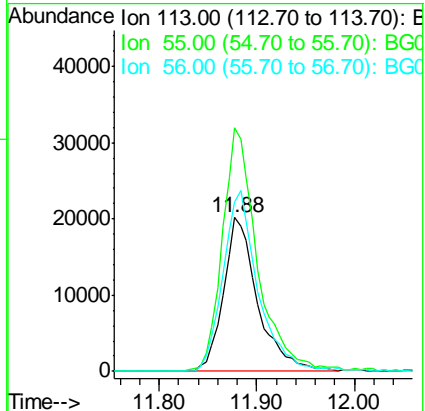
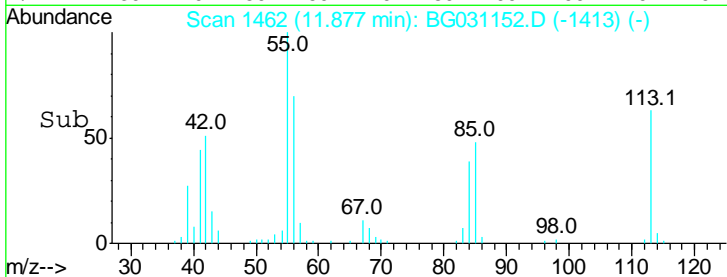
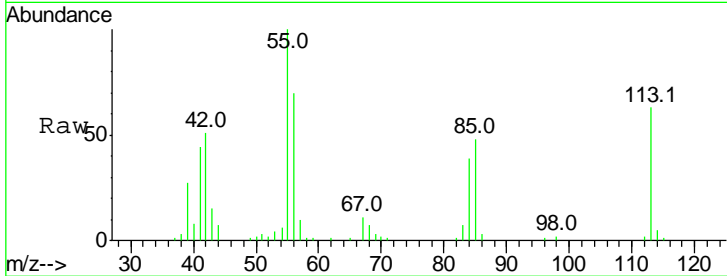




#35
 Caprolactam
 Concen: 36.540 ng
 RT: 11.88 min Scan# 1462
 Delta R.T. -0.01 min
 Lab File: BG031152.D
 Acq: 21 Nov 2017 13:48

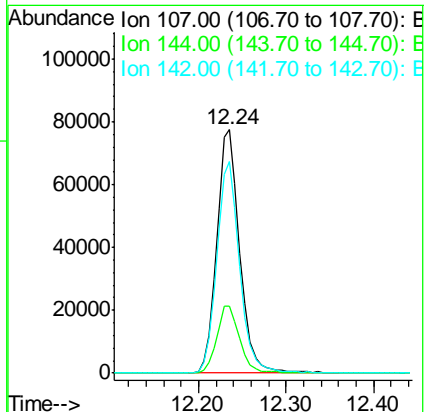
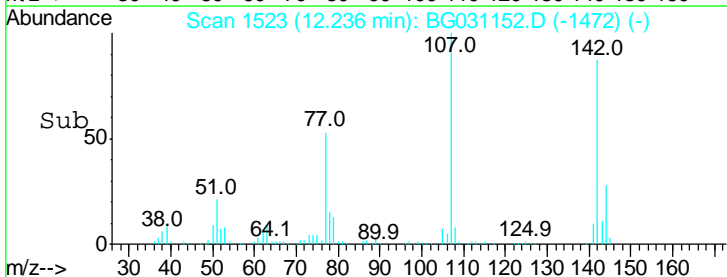
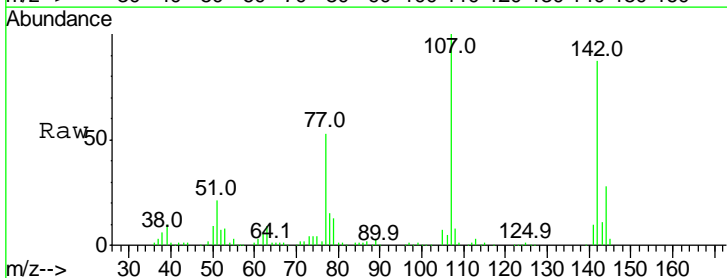
Instrument :
 BNA_G
 ClientSampled :

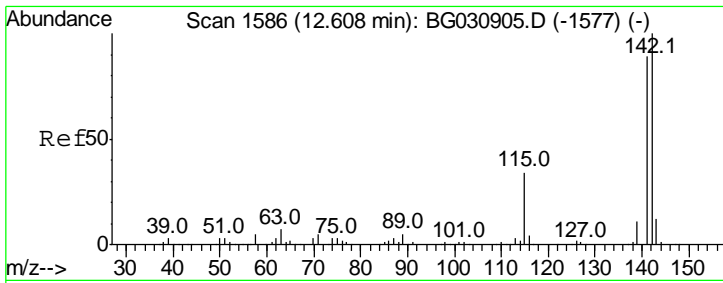
Tgt Ion	Resp	Lower	Upper
113	100		
55	158.5	186.9	226.9#
56	110.2	130.9	170.9#



#36
 4-Chloro-3-methylphenol
 Concen: 39.277 ng
 RT: 12.24 min Scan# 1523
 Delta R.T. -0.00 min
 Lab File: BG031152.D
 Acq: 21 Nov 2017 13:48

Tgt Ion	Resp	Lower	Upper
107	100		
144	27.7	18.2	27.4#
142	86.9	59.0	88.4



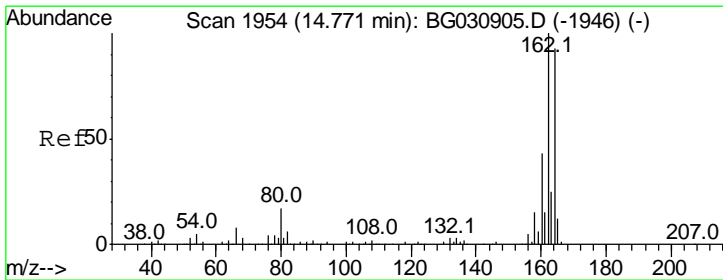
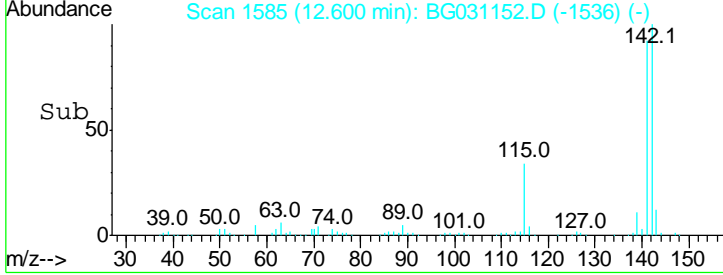
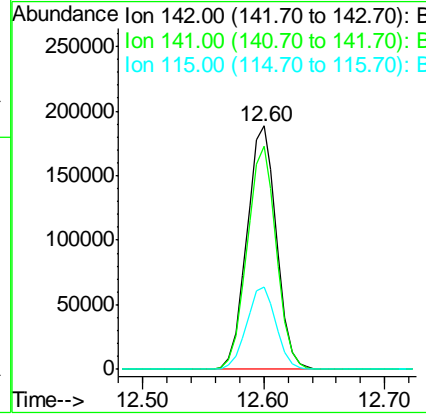
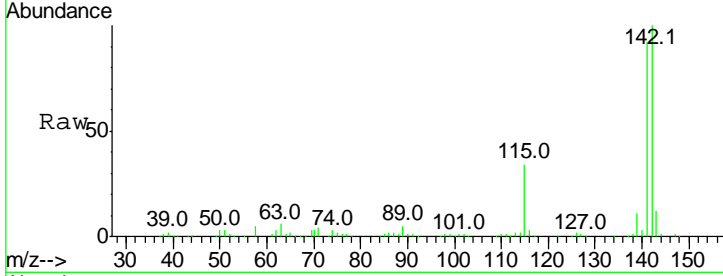


#37
 2-Methylnaphthalene
 Concen: 41.190 ng
 RT: 12.60 min Scan# 1585
 Delta R.T. -0.01 min
 Lab File: BG031152.D
 Acq: 21 Nov 2017 13:48

Instrument :
 BNA_G
 ClientSampled :

Tgt Ion:142 Resp: 321080

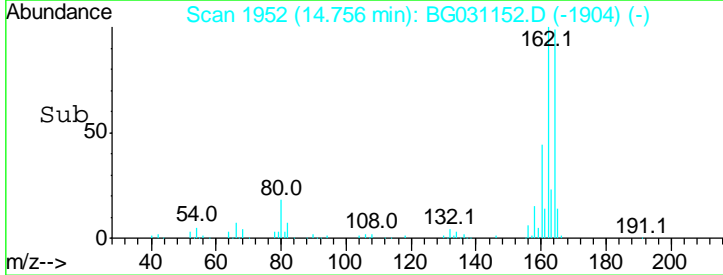
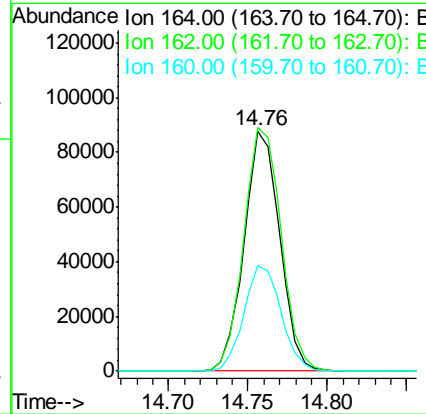
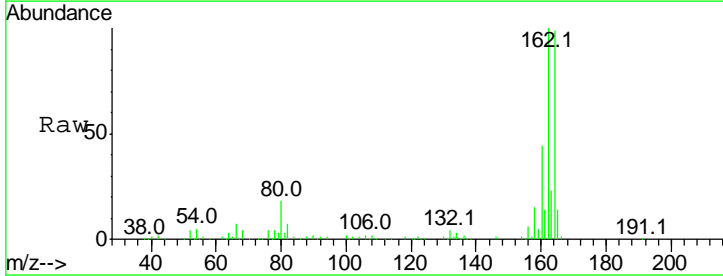
Ion	Ratio	Lower	Upper
142	100		
141	91.9	67.1	100.7
115	33.9	30.7	46.1

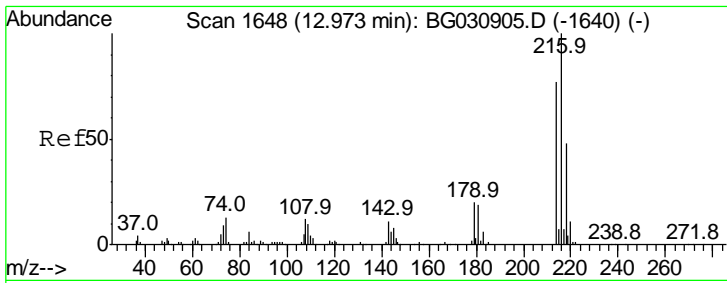


#38
 Acenaphthene-d10
 Concen: 20.000 ng
 RT: 14.76 min Scan# 1952
 Delta R.T. -0.02 min
 Lab File: BG031152.D
 Acq: 21 Nov 2017 13:48

Tgt Ion:164 Resp: 136410

Ion	Ratio	Lower	Upper
164	100		
162	101.3	78.8	118.2
160	44.1	35.4	53.0

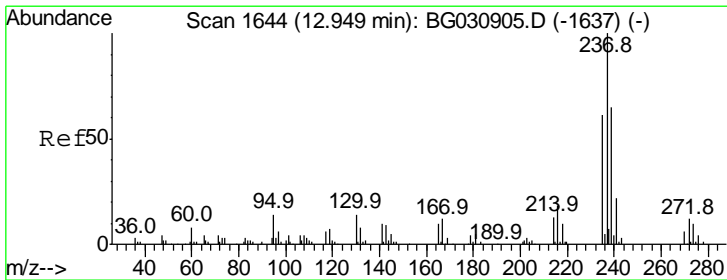
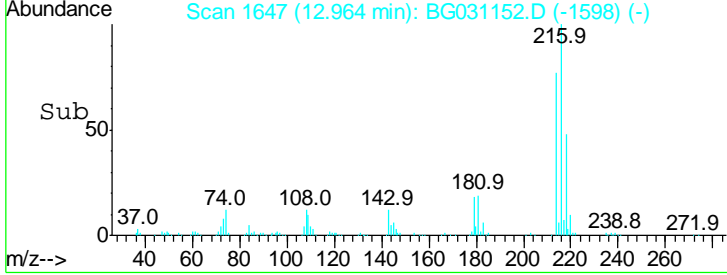
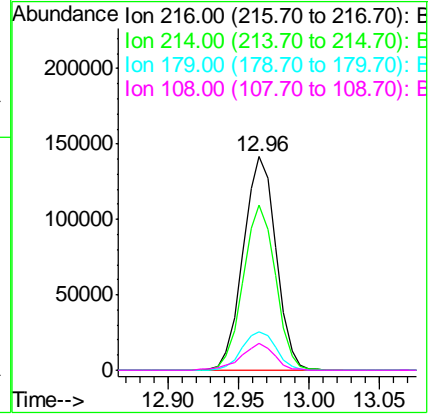
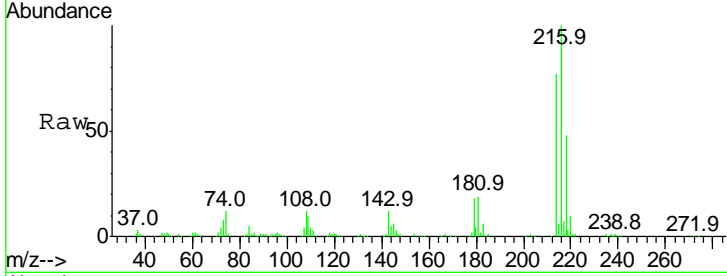




#39
 1,2,4,5-Tetrachlorobenzene
 Concen: 42.579 ng
 RT: 12.96 min Scan# 1647
 Delta R.T. -0.01 min
 Lab File: BG031152.D
 Acq: 21 Nov 2017 13:48

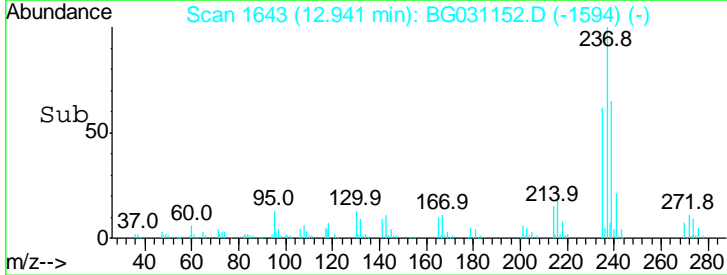
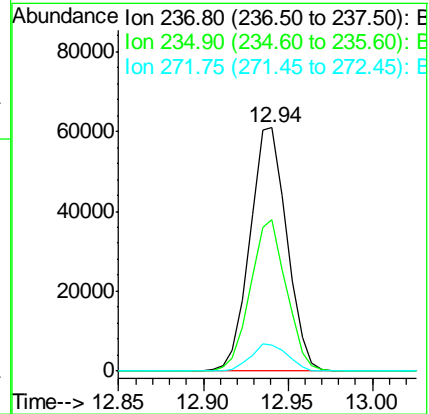
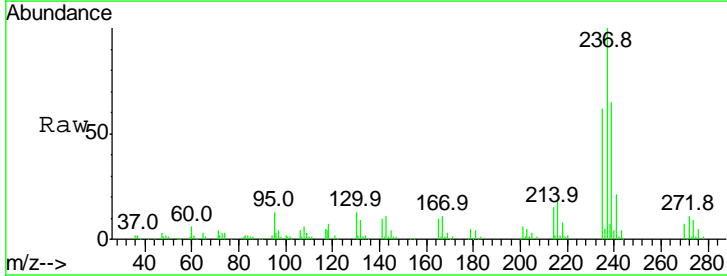
Instrument :
 BNA_G
 ClientSampled :

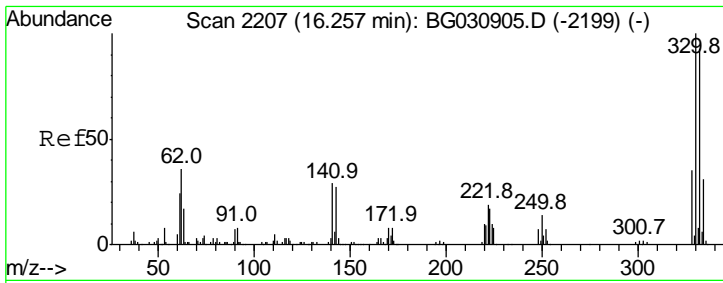
Tgt Ion	Ratio	Lower	Upper
216	100		
214	76.0	63.0	94.4
179	18.7	17.0	25.6
108	12.8	12.8	19.2



#40
 Hexachlorocyclopentadiene
 Concen: 50.749 ng
 RT: 12.94 min Scan# 1643
 Delta R.T. -0.01 min
 Lab File: BG031152.D
 Acq: 21 Nov 2017 13:48

Tgt Ion	Ratio	Lower	Upper
237	100		
235	62.3	50.4	90.4
272	10.8	0.0	31.8

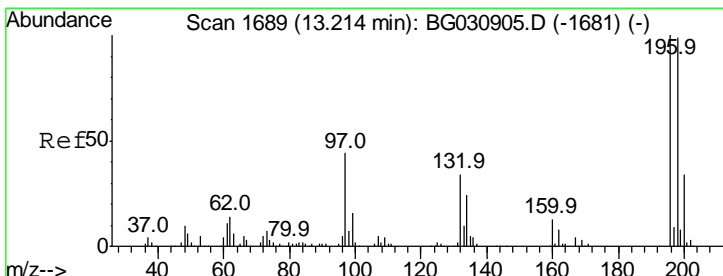
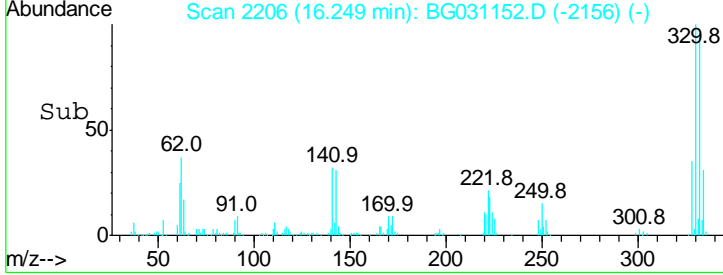
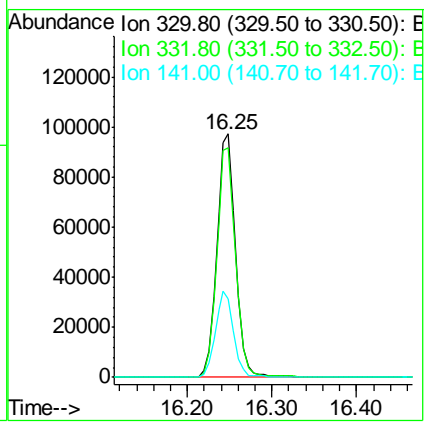
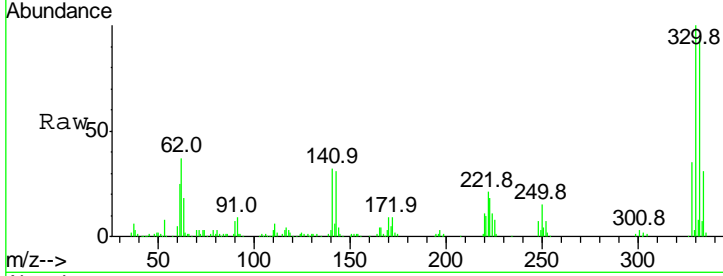




#41
 2,4,6-Tribromophenol
 Concen: 68.141 ng
 RT: 16.25 min Scan# 2206
 Delta R.T. -0.01 min
 Lab File: BG031152.D
 Acq: 21 Nov 2017 13:48

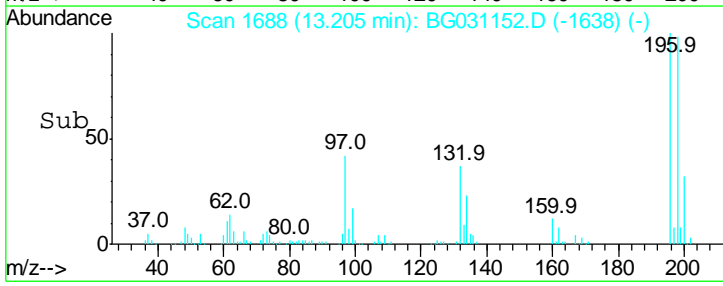
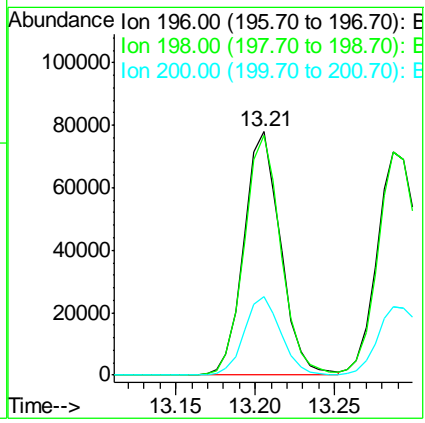
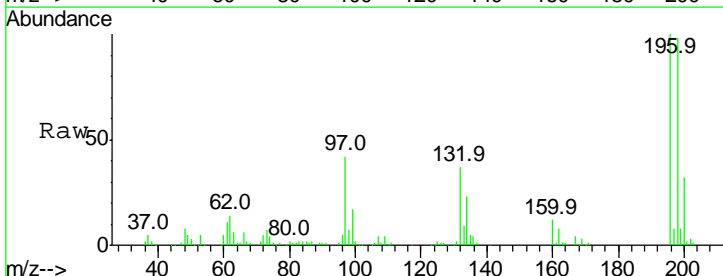
Instrument :
 BNA_G
 ClientSampled :

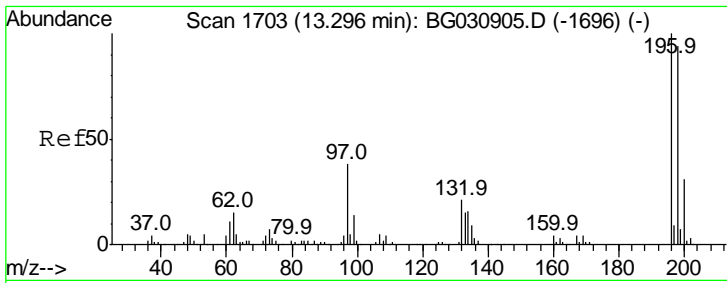
Tgt Ion	Resp	Lower	Upper
330	100		
332	94.6	77.0	115.6
141	34.7	25.2	37.8



#42
 2,4,6-Trichlorophenol
 Concen: 40.434 ng
 RT: 13.21 min Scan# 1688
 Delta R.T. -0.01 min
 Lab File: BG031152.D
 Acq: 21 Nov 2017 13:48

Tgt Ion	Resp	Lower	Upper
196	100		
198	98.3	78.2	117.2
200	32.4	24.6	36.8



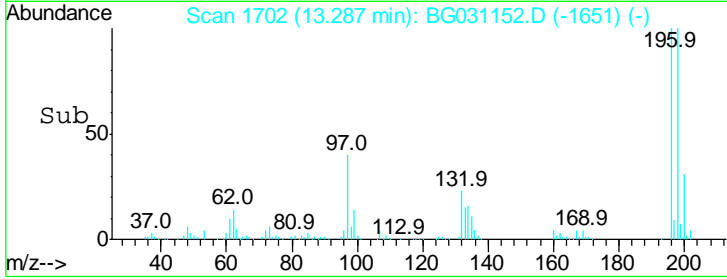
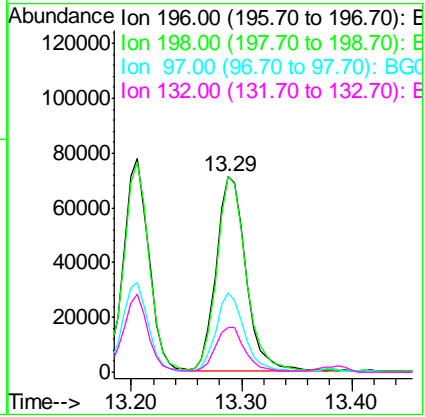
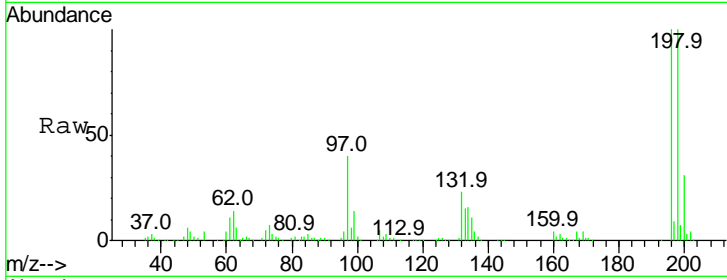


#43
 2,4,5-Trichlorophenol
 Concen: 39.289 ng
 RT: 13.29 min Scan# 1702
 Delta R.T. -0.00 min
 Lab File: BG031152.D
 Acq: 21 Nov 2017 13:48

Instrument :
 BNA_G
 ClientSampled :

Tgt Ion:196 Resp: 133047

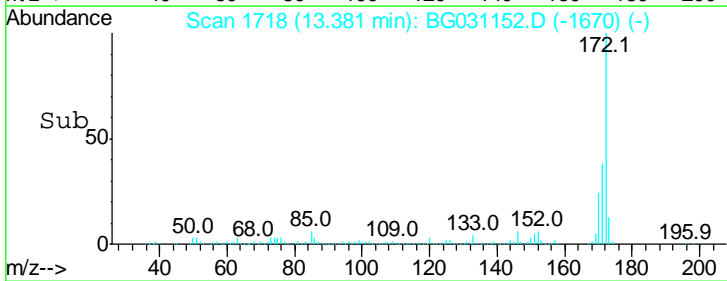
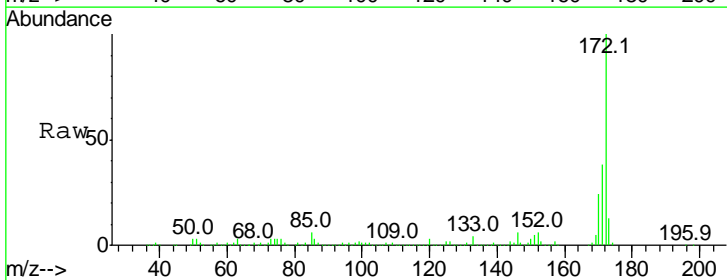
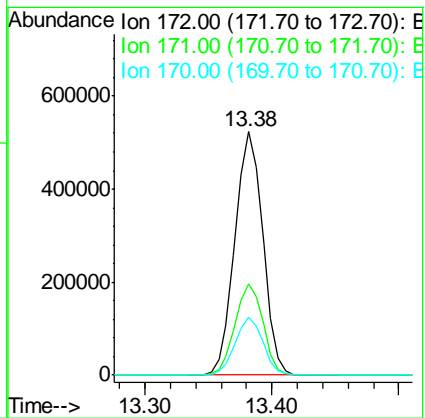
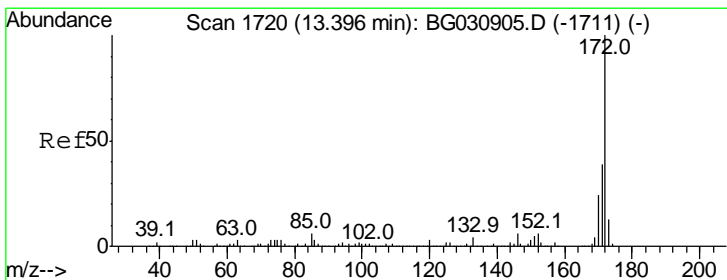
Ion	Ratio	Lower	Upper
196	100		
198	100.0	76.2	114.4
97	40.5	38.7	58.1
132	22.6	20.2	30.2

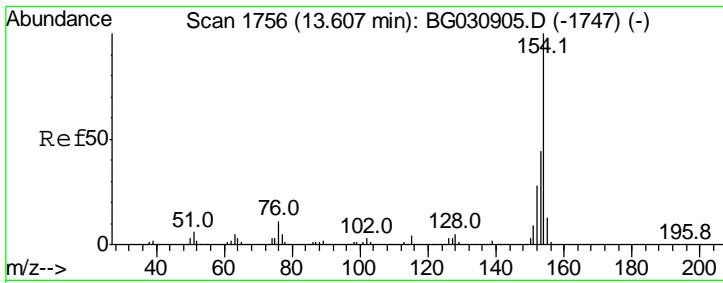


#44
 2-Fluorobiphenyl
 Concen: 83.897 ng
 RT: 13.38 min Scan# 1718
 Delta R.T. -0.02 min
 Lab File: BG031152.D
 Acq: 21 Nov 2017 13:48

Tgt Ion:172 Resp: 796471

Ion	Ratio	Lower	Upper
172	100		
171	37.7	30.0	45.0
170	23.8	19.5	29.3

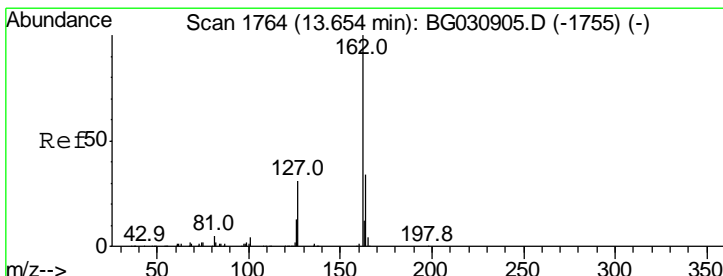
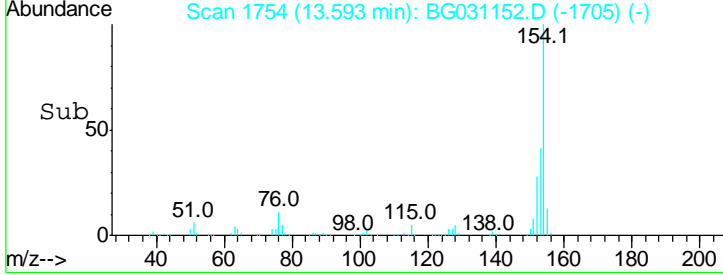
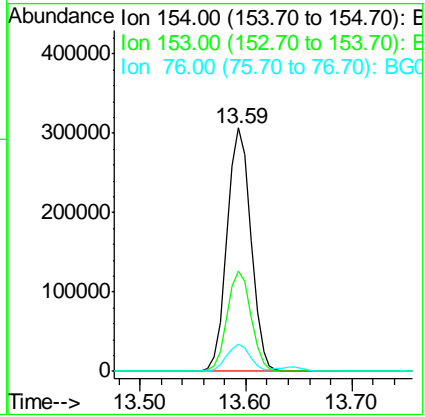
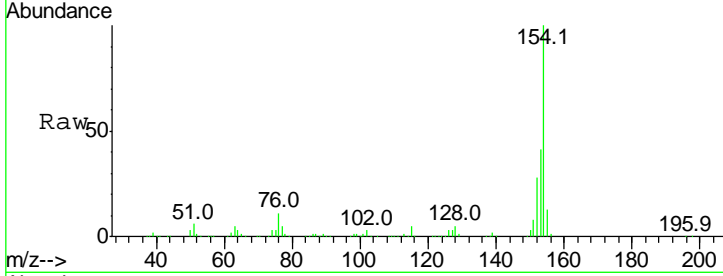




#45
 1,1'-Biphenyl
 Concen: 42.011 ng
 RT: 13.59 min Scan# 1754
 Delta R.T. -0.01 min
 Lab File: BG031152.D
 Acq: 21 Nov 2017 13:48

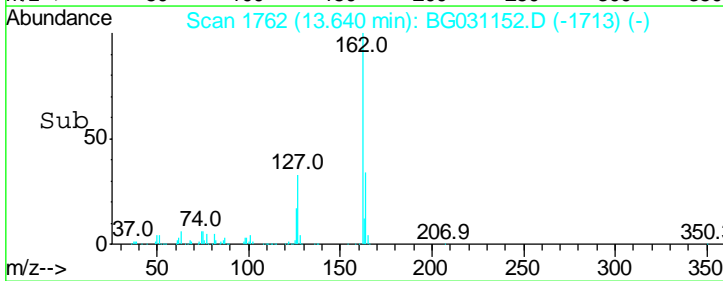
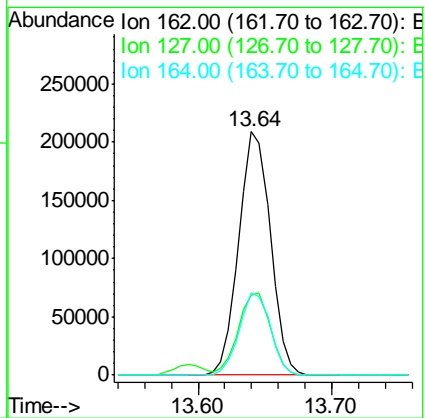
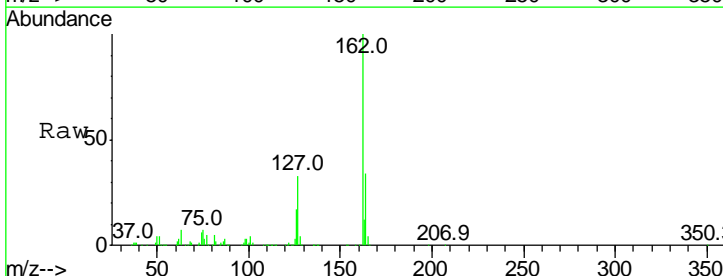
Instrument :
 BNA_G
 ClientSampled :

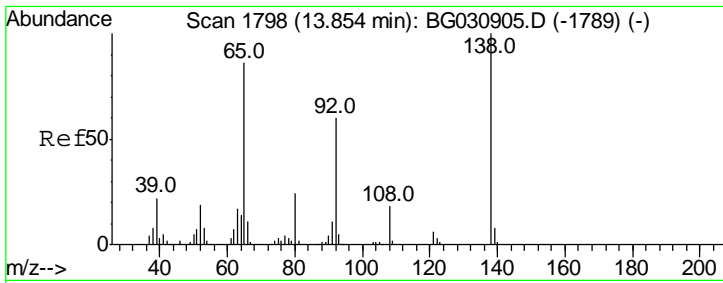
Tgt Ion	Resp	Lower	Upper
154	100		
153	41.4	19.8	59.8
76	11.2	0.0	31.9



#46
 2-Chloronaphthalene
 Concen: 42.075 ng
 RT: 13.64 min Scan# 1762
 Delta R.T. -0.01 min
 Lab File: BG031152.D
 Acq: 21 Nov 2017 13:48

Tgt Ion	Resp	Lower	Upper
162	100		
127	32.6	30.7	46.1
164	33.9	26.0	39.0

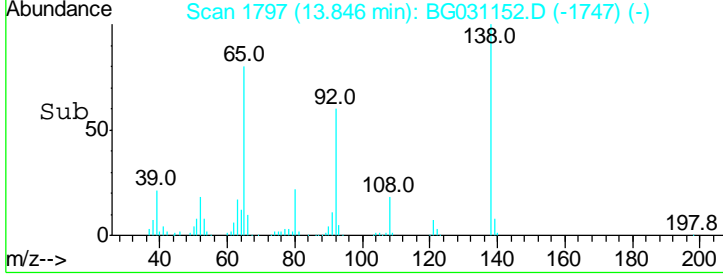
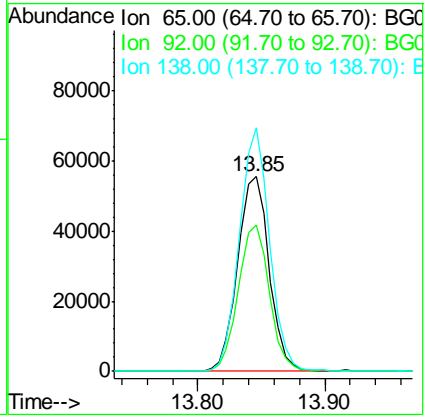
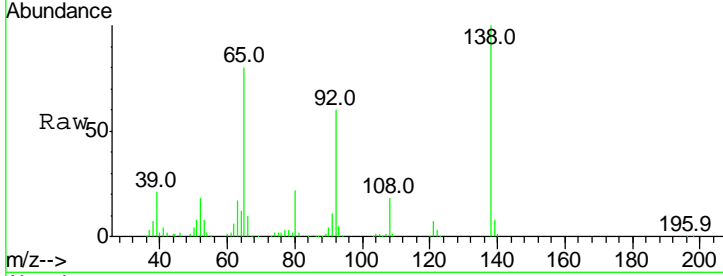




#47
 2-Nitroaniline
 Concen: 39.605 ng
 RT: 13.85 min Scan# 1797
 Delta R.T. -0.01 min
 Lab File: BG031152.D
 Acq: 21 Nov 2017 13:48

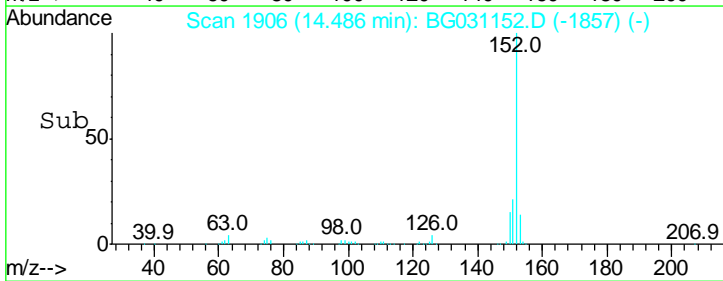
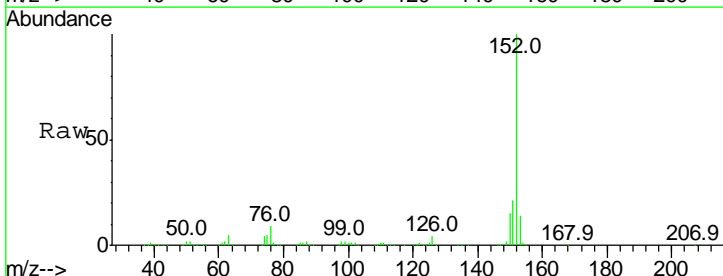
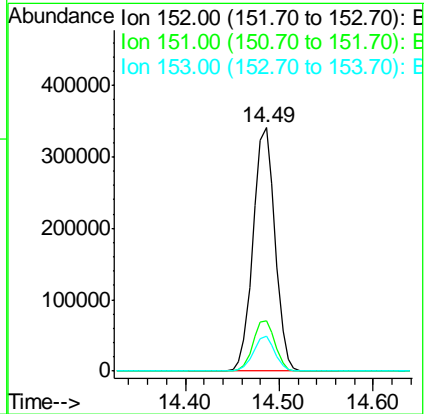
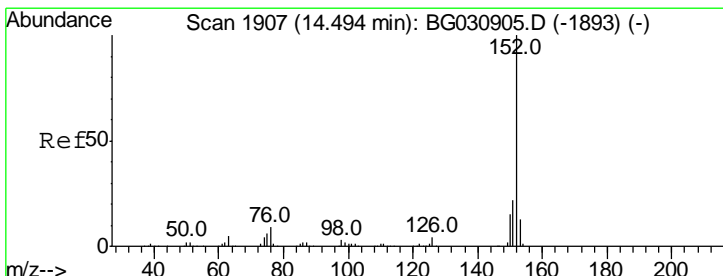
Instrument :
 BNA_G
 ClientSampled :

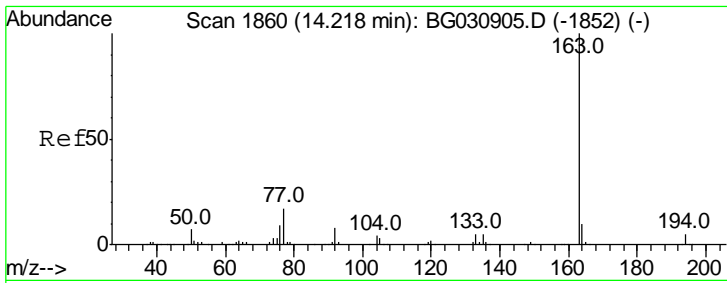
Tgt Ion	Resp	Lower	Upper
65	100		
92	75.1	54.6	82.0
138	125.2	72.9	109.3#



#48
 Acenaphthylene
 Concen: 41.294 ng
 RT: 14.49 min Scan# 1906
 Delta R.T. -0.01 min
 Lab File: BG031152.D
 Acq: 21 Nov 2017 13:48

Tgt Ion	Resp	Lower	Upper
152	100		
151	20.7	17.2	25.8
153	14.2	10.2	15.4



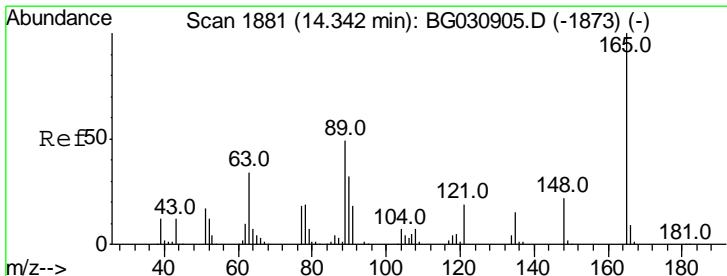
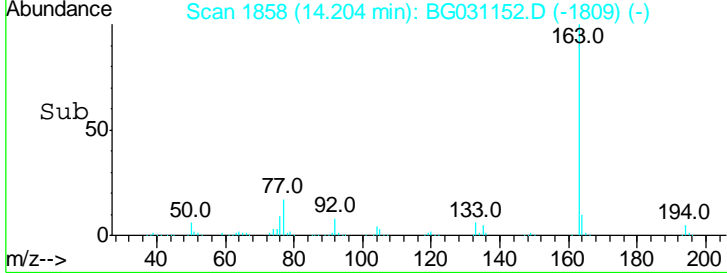
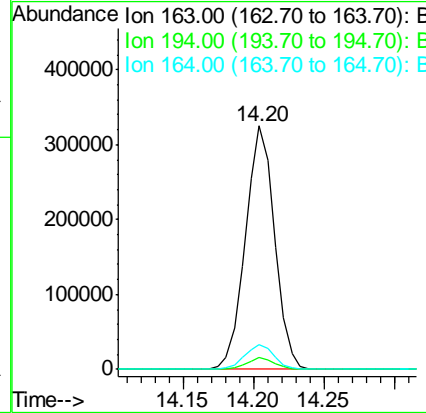
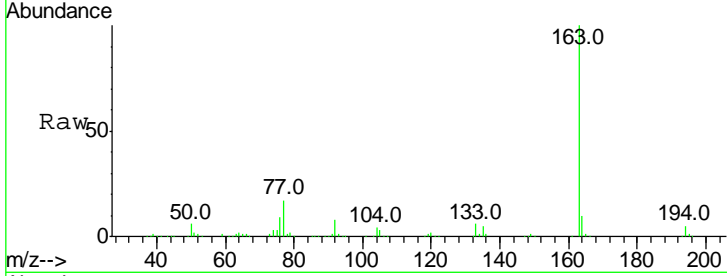


#49
 Dimethylphthalate
 Concen: 39.825 ng
 RT: 14.20 min Scan# 1858
 Delta R.T. -0.01 min
 Lab File: BG031152.D
 Acq: 21 Nov 2017 13:48

Instrument :
 BNA_G
 ClientSampled :

Tgt Ion:163 Resp: 469714

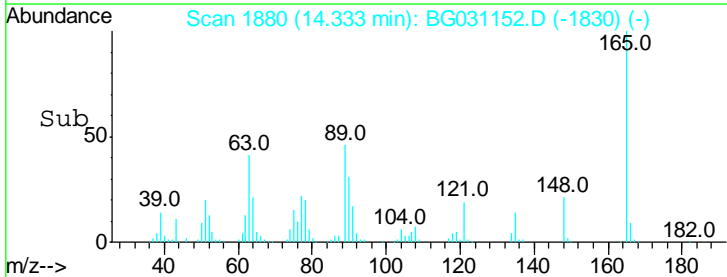
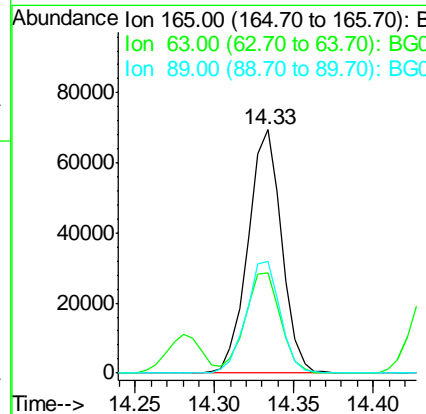
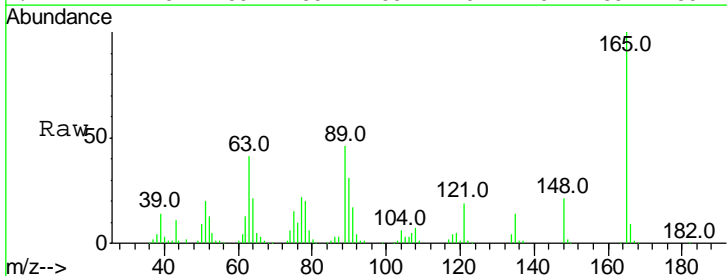
Ion	Ratio	Lower	Upper
163	100		
194	4.7	3.4	5.2
164	10.2	8.2	12.4

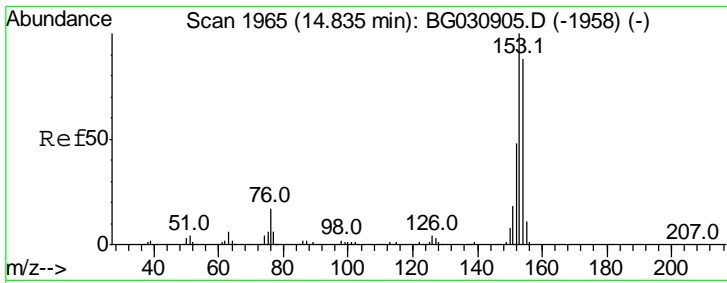


#50
 2,6-Dinitrotoluene
 Concen: 41.803 ng
 RT: 14.33 min Scan# 1880
 Delta R.T. -0.01 min
 Lab File: BG031152.D
 Acq: 21 Nov 2017 13:48

Tgt Ion:165 Resp: 101624

Ion	Ratio	Lower	Upper
165	100		
63	41.0	52.7	79.1#
89	45.7	49.2	73.8#

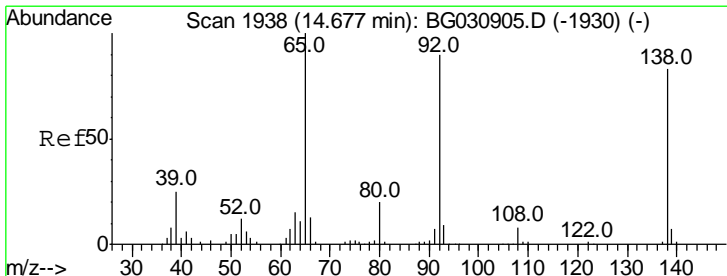
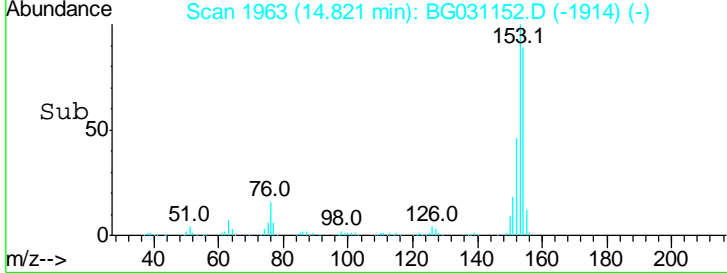
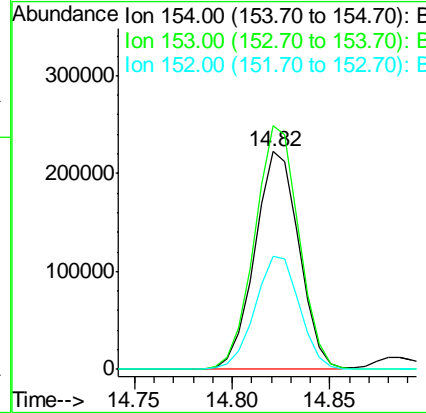
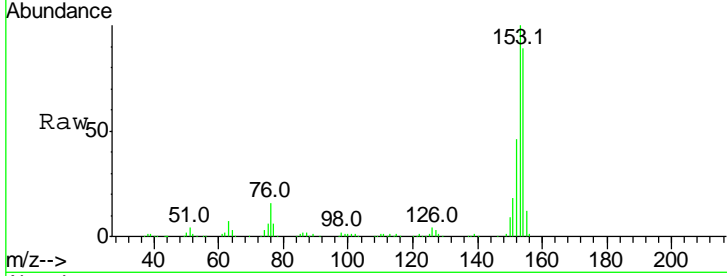




#51
 Acenaphthene
 Concen: 41.867 ng
 RT: 14.82 min Scan# 1963
 Delta R.T. -0.01 min
 Lab File: BG031152.D
 Acq: 21 Nov 2017 13:48

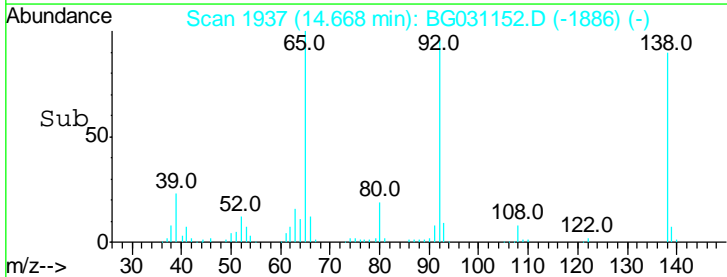
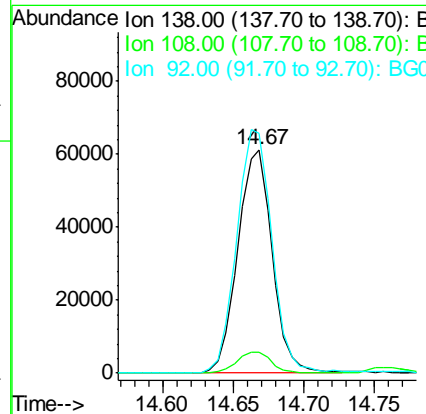
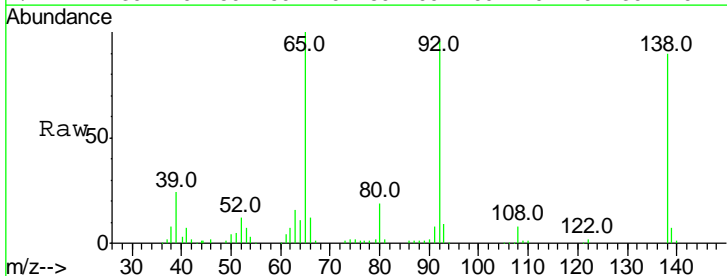
Instrument :
 BNA_G
 ClientSampled :

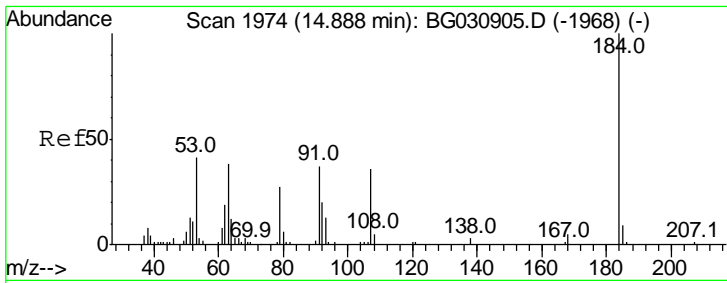
Tgt Ion	Resp	Lower	Upper
154	100		
153	111.9	90.4	135.6
152	51.8	41.6	62.4



#52
 3-Nitroaniline
 Concen: 40.304 ng
 RT: 14.67 min Scan# 1937
 Delta R.T. -0.00 min
 Lab File: BG031152.D
 Acq: 21 Nov 2017 13:48

Tgt Ion	Resp	Lower	Upper
138	100		
108	9.1	17.5	26.3#
92	107.4	105.8	158.8

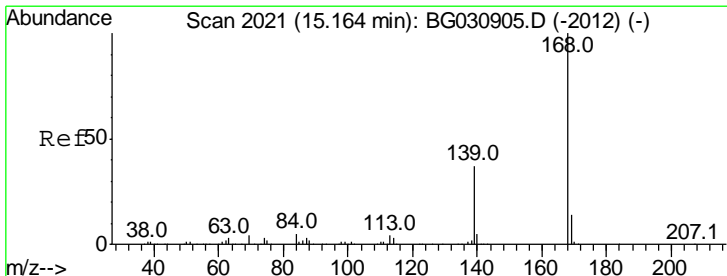
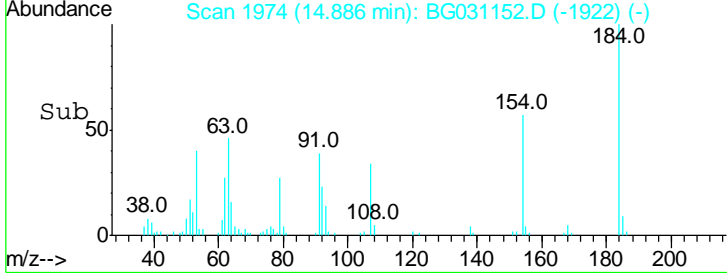
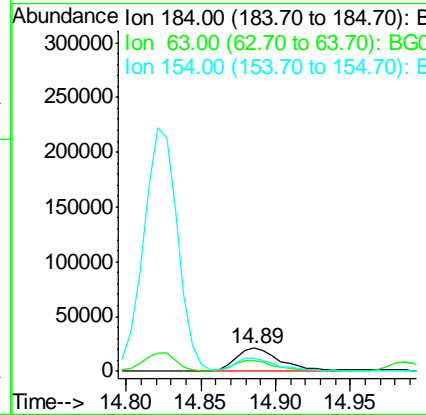
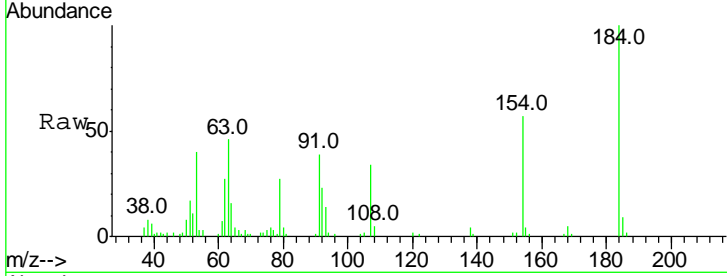




#53
 2,4-Dinitrophenol
 Concen: 36.249 ng
 RT: 14.89 min Scan# 1974
 Delta R.T. 0.01 min
 Lab File: BG031152.D
 Acq: 21 Nov 2017 13:48

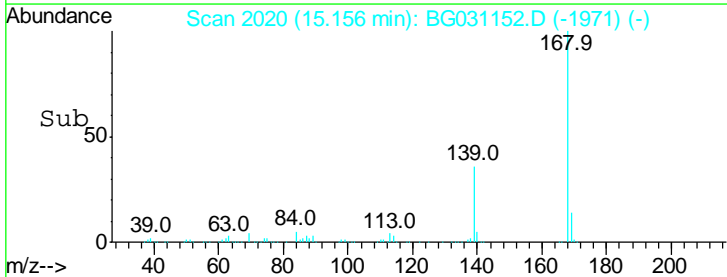
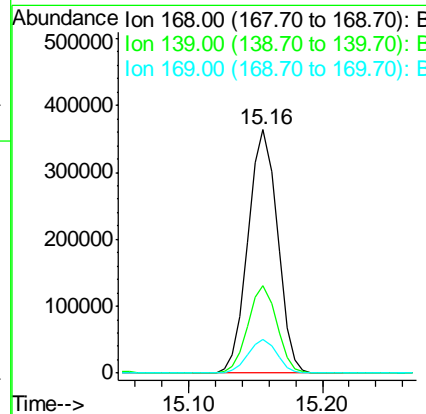
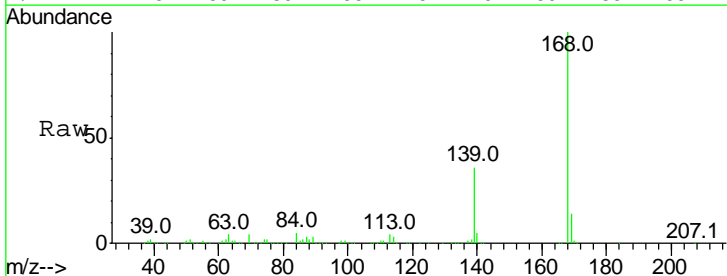
Instrument :
 BNA_G
 ClientSampled :

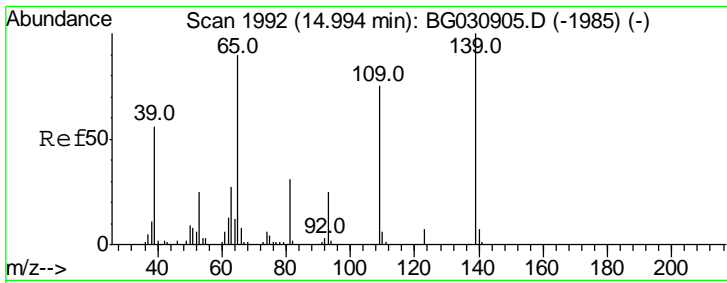
Tgt Ion	Resp	Lower	Upper
184	100		
63	46.1	59.8	89.8#
154	56.9	101.8	152.8#



#54
 Dibenzofuran
 Concen: 41.602 ng
 RT: 15.16 min Scan# 2020
 Delta R.T. -0.01 min
 Lab File: BG031152.D
 Acq: 21 Nov 2017 13:48

Tgt Ion	Resp	Lower	Upper
168	100		
139	35.9	28.6	43.0
169	14.0	11.2	16.8

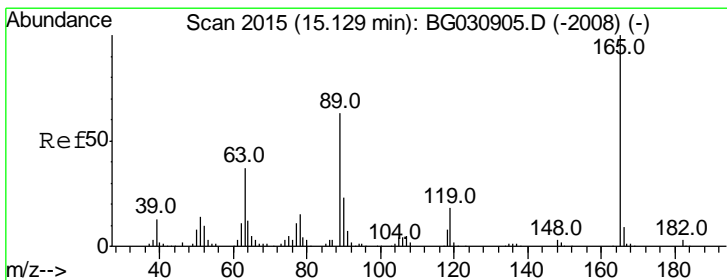
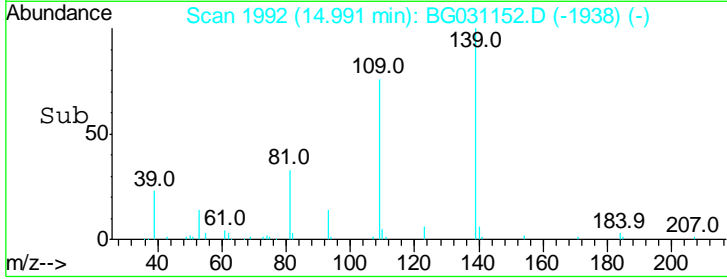
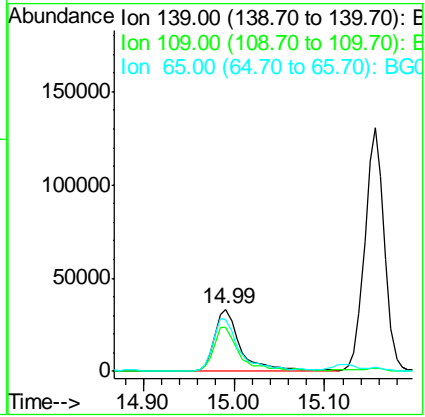
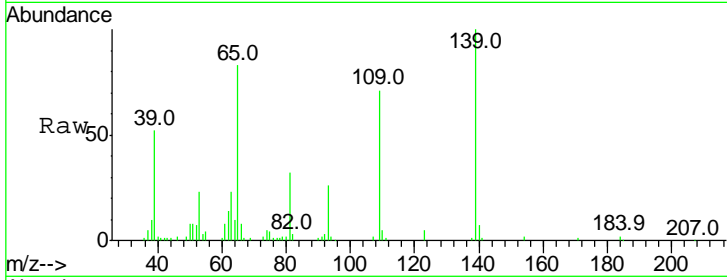




#55
 4-Nitrophenol
 Concen: 36.472 ng
 RT: 14.99 min Scan# 1992
 Delta R.T. 0.02 min
 Lab File: BG031152.D
 Acq: 21 Nov 2017 13:48

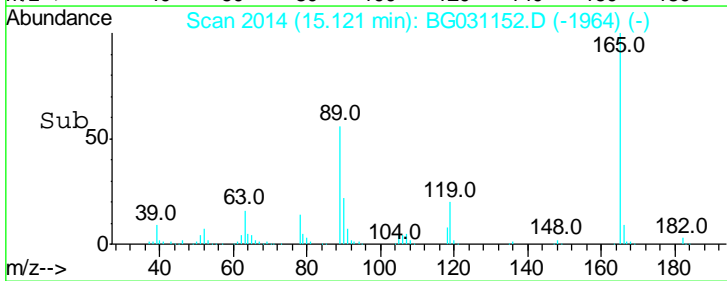
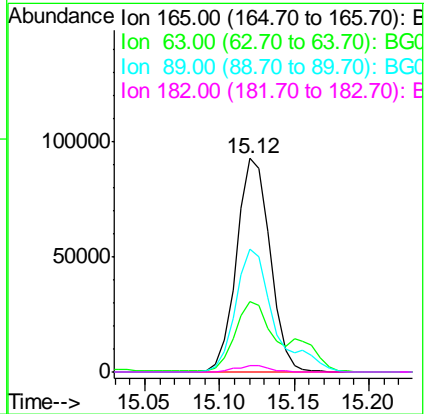
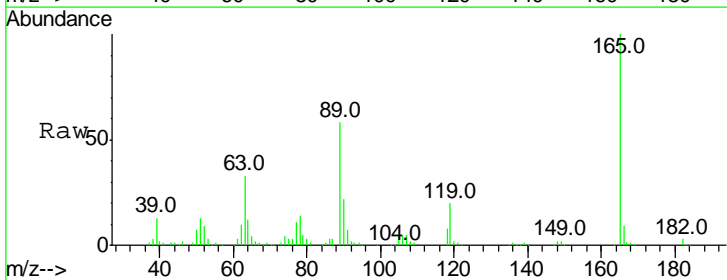
Instrument :
 BNA_G
 ClientSampled :

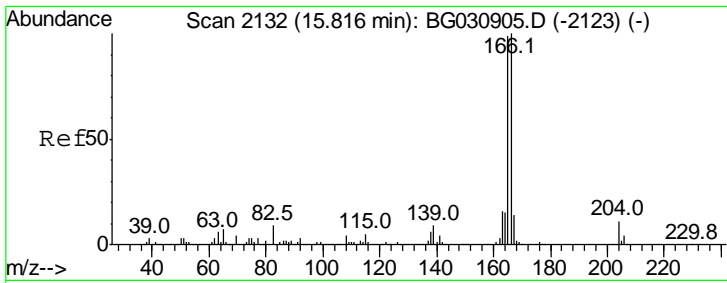
Tgt Ion	Resp	Lower	Upper
139	100		
109	70.8	62.2	102.2
65	82.5	97.2	137.2#



#56
 2,4-Dinitrotoluene
 Concen: 41.093 ng
 RT: 15.12 min Scan# 2014
 Delta R.T. -0.01 min
 Lab File: BG031152.D
 Acq: 21 Nov 2017 13:48

Tgt Ion	Resp	Lower	Upper
165	100		
63	33.0	42.0	63.0#
89	57.5	66.9	100.3#
182	3.0	2.6	3.8

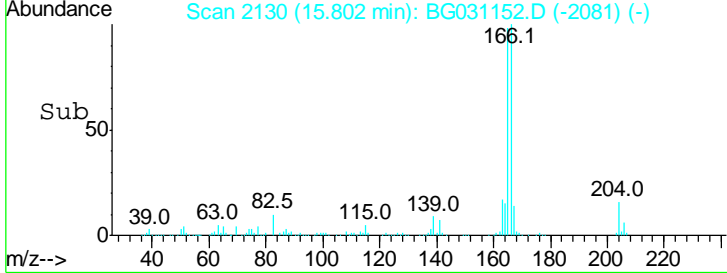
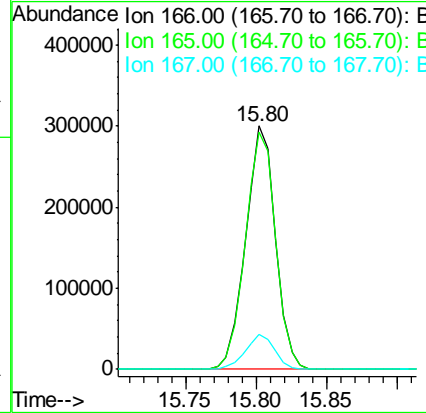
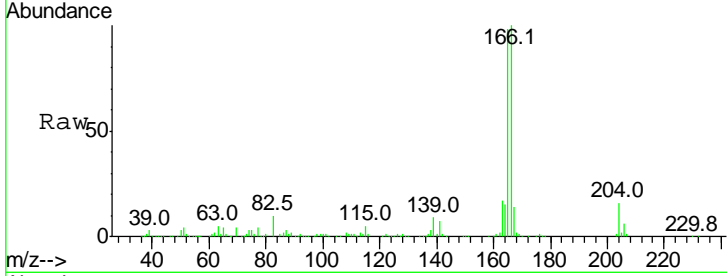




#57
 Fluorene
 Concen: 40.932 ng
 RT: 15.80 min Scan# 2130
 Delta R.T. -0.01 min
 Lab File: BG031152.D
 Acq: 21 Nov 2017 13:48

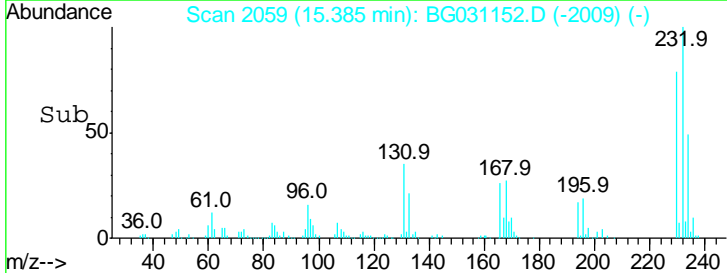
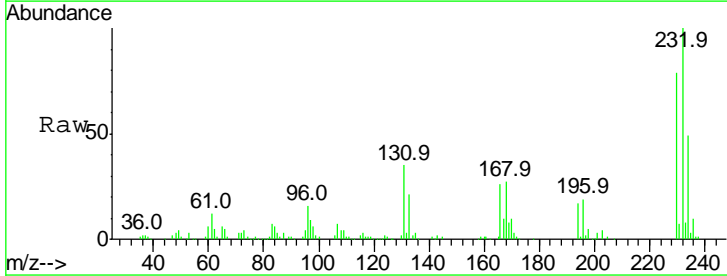
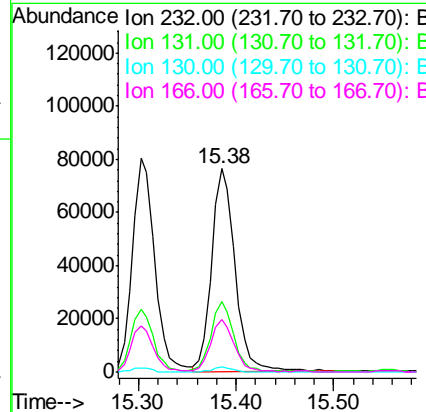
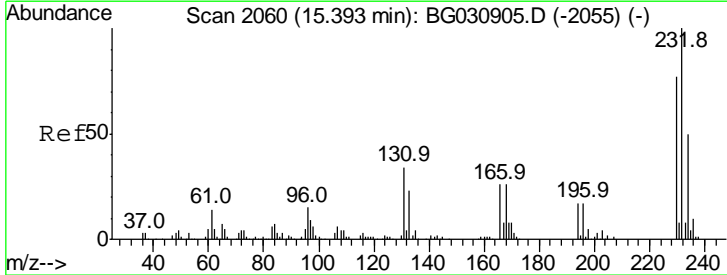
Instrument :
 BNA_G
 ClientSampled :

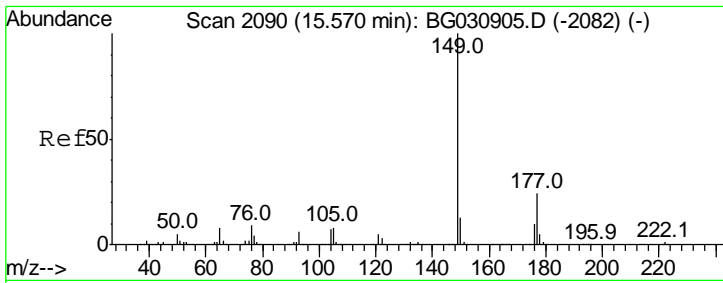
Tgt Ion	Resp	Lower	Upper
166	100		
165	97.6	80.6	121.0
167	14.3	10.4	15.6



#58
 2,3,4,6-Tetrachlorophenol
 Concen: 39.121 ng
 RT: 15.38 min Scan# 2059
 Delta R.T. -0.01 min
 Lab File: BG031152.D
 Acq: 21 Nov 2017 13:48

Tgt Ion	Resp	Lower	Upper
232	100		
131	32.7	33.5	50.3#
130	2.1	2.2	3.2#
166	25.5	24.8	37.2

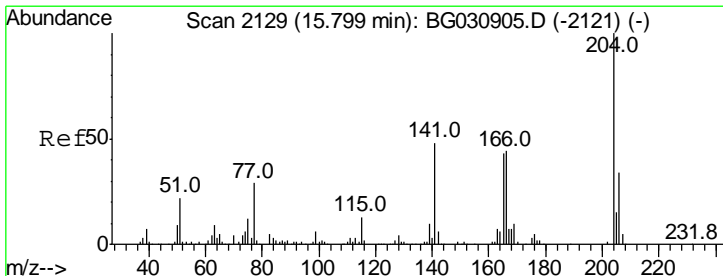
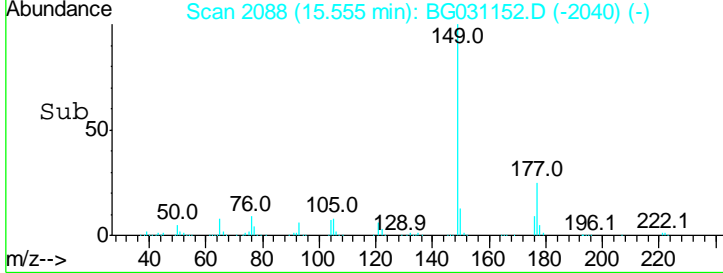
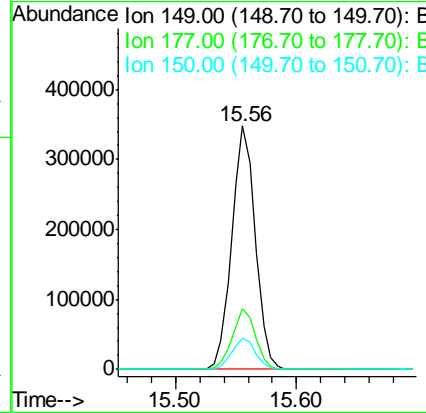
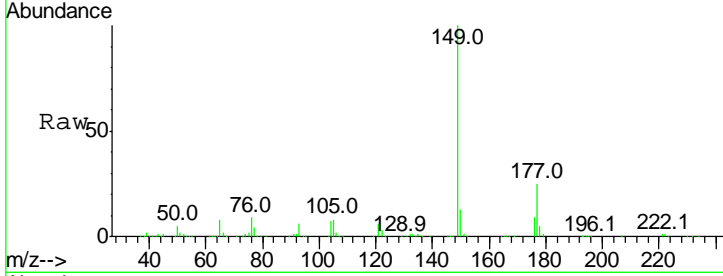




#59
 Diethylphthalate
 Concen: 39.246 ng
 RT: 15.56 min Scan# 2088
 Delta R.T. -0.02 min
 Lab File: BG031152.D
 Acq: 21 Nov 2017 13:48

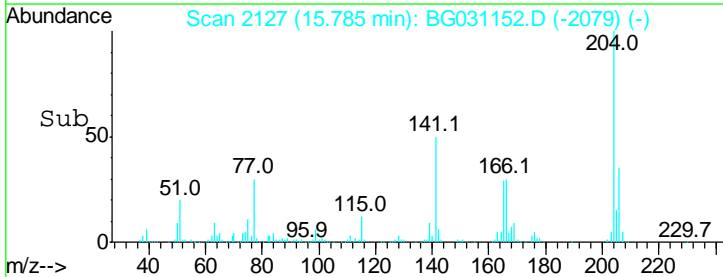
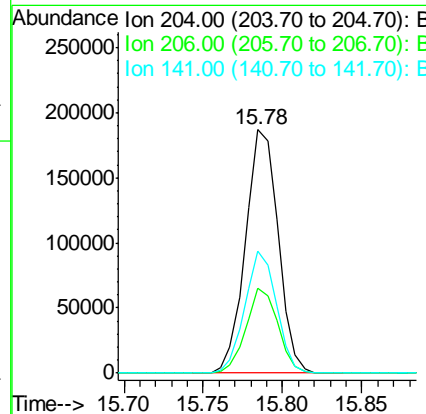
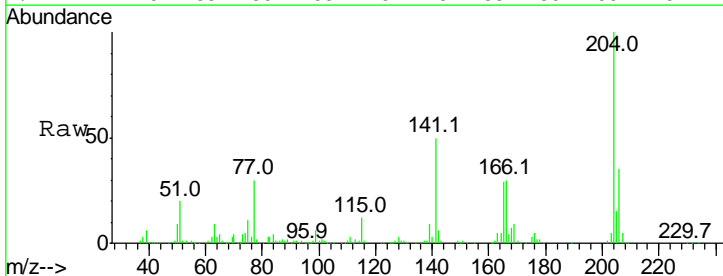
Instrument :
 BNA_G
 ClientSampled :

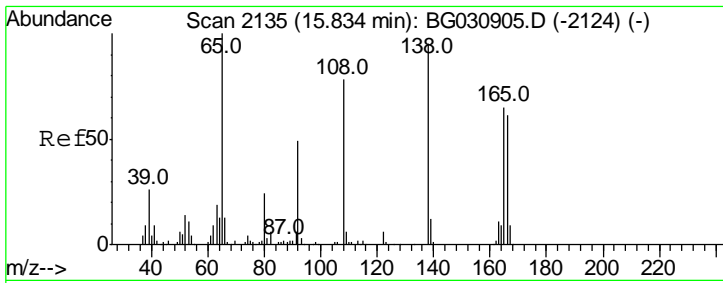
Tgt Ion	Resp	Lower	Upper
149	470190		
177	24.9	18.5	27.7
150	13.0	10.2	15.2



#60
 4-Chlorophenyl-phenylether
 Concen: 41.003 ng
 RT: 15.78 min Scan# 2127
 Delta R.T. -0.02 min
 Lab File: BG031152.D
 Acq: 21 Nov 2017 13:48

Tgt Ion	Resp	Lower	Upper
204	267154		
206	35.0	26.2	39.2
141	50.2	45.8	68.6

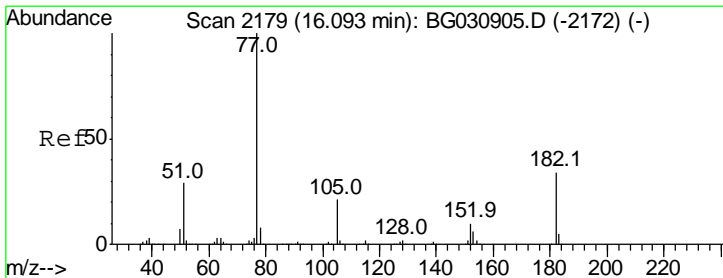
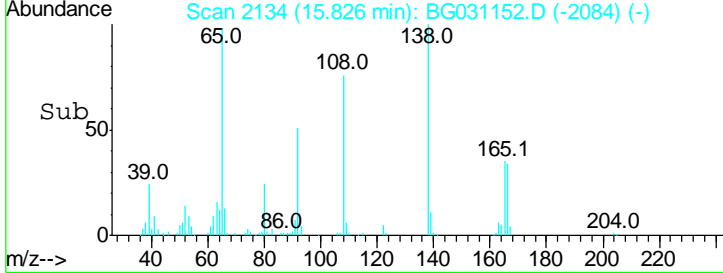
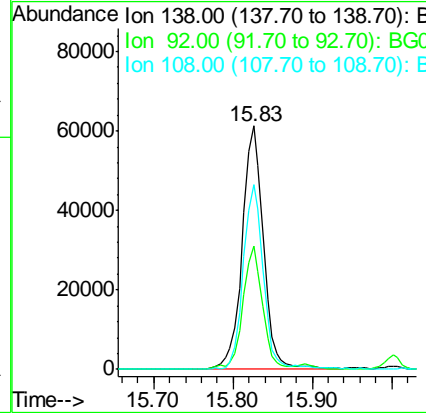
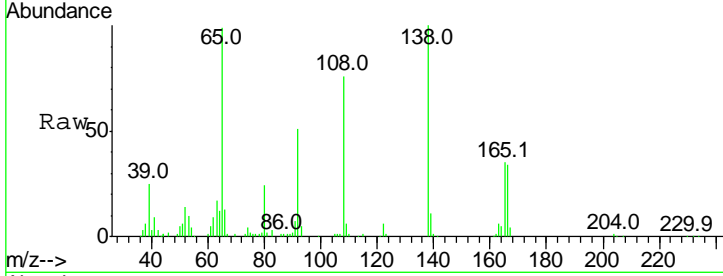




#61
 4-Nitroaniline
 Concen: 41.732 ng
 RT: 15.83 min Scan# 2134
 Delta R.T. -0.01 min
 Lab File: BG031152.D
 Acq: 21 Nov 2017 13:48

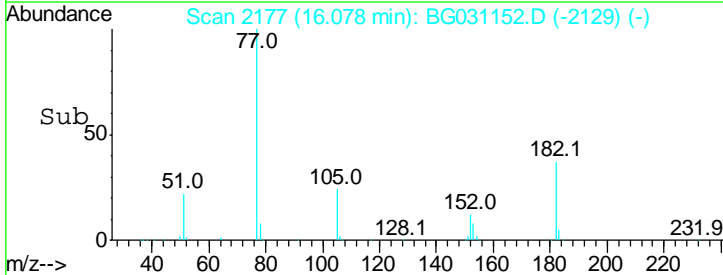
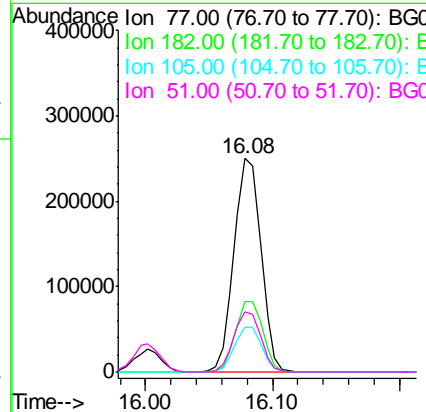
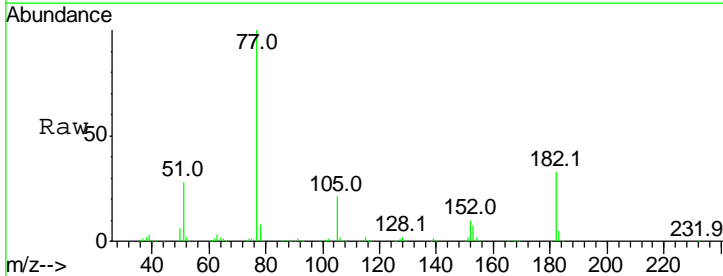
Instrument :
 BNA_G
 ClientSampled :

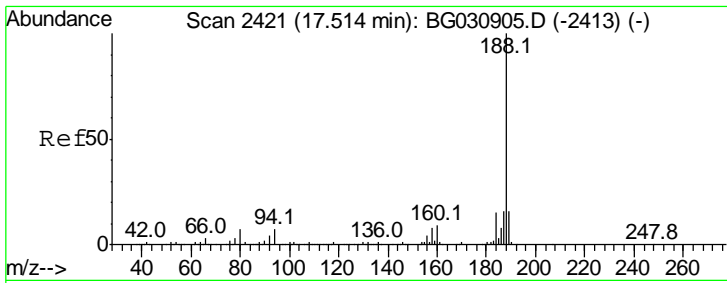
Tgt Ion	Resp	Lower	Upper
138	114069		
92	50.5	40.1	80.1
108	75.6	65.4	105.4



#62
 Azobenzene
 Concen: 40.279 ng
 RT: 16.08 min Scan# 2177
 Delta R.T. -0.02 min
 Lab File: BG031152.D
 Acq: 21 Nov 2017 13:48

Tgt Ion	Resp	Lower	Upper
77	368033		
182	32.8	7.4	47.4
105	21.2	0.3	40.3
51	28.2	11.6	51.6

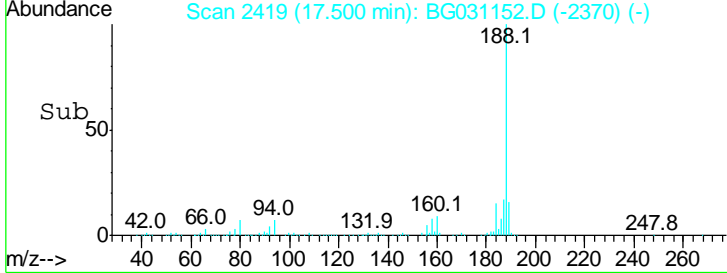
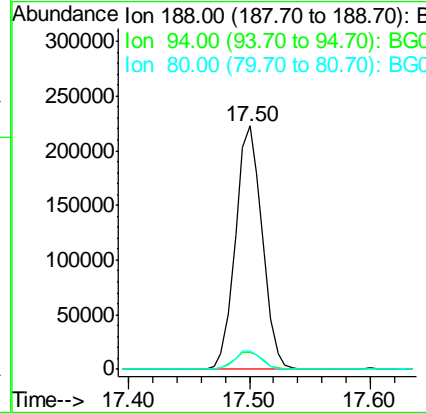
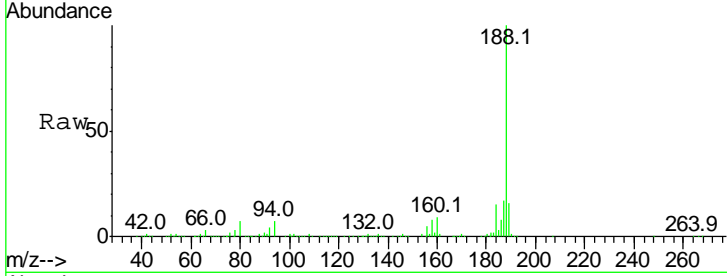




#63
 Phenanthrene-d10
 Concen: 20.000 ng
 RT: 17.50 min Scan# 2419
 Delta R.T. -0.01 min
 Lab File: BG031152.D
 Acq: 21 Nov 2017 13:48

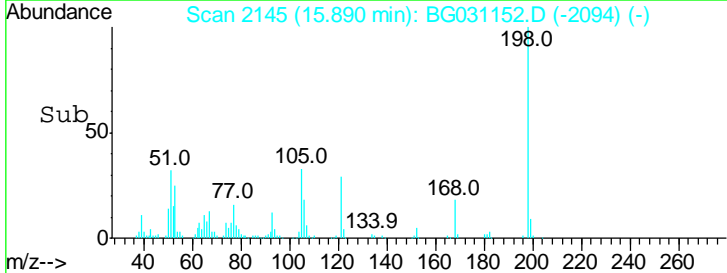
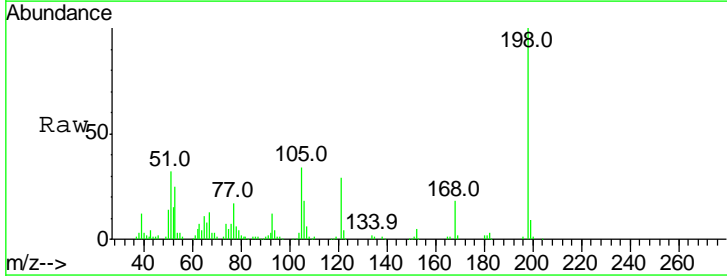
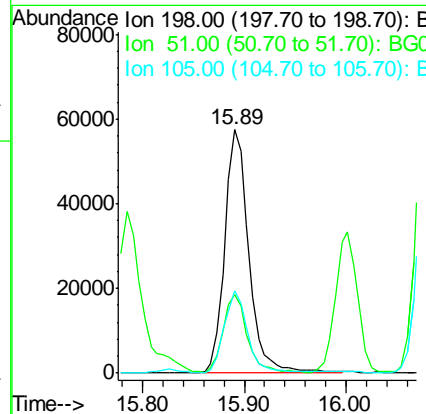
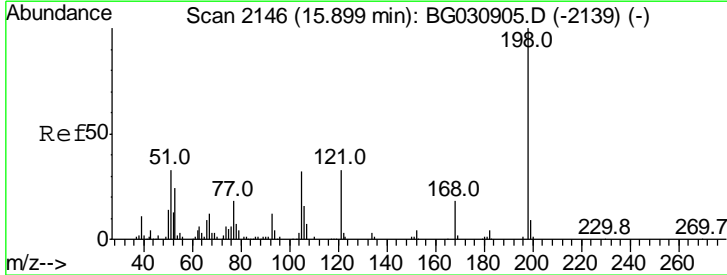
Instrument :
 BNA_G
 ClientSampled :

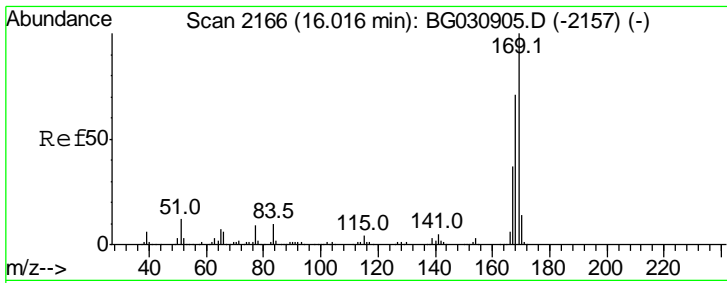
Tgt Ion	Resp	Lower	Upper
188	100		
94	7.0	6.9	10.3
80	7.4	7.7	11.5#



#64
 4,6-Dinitro-2-methylphenol
 Concen: 41.668 ng
 RT: 15.89 min Scan# 2145
 Delta R.T. -0.00 min
 Lab File: BG031152.D
 Acq: 21 Nov 2017 13:48

Tgt Ion	Resp	Lower	Upper
198	100		
51	32.3	30.6	70.6
105	33.6	23.8	63.8

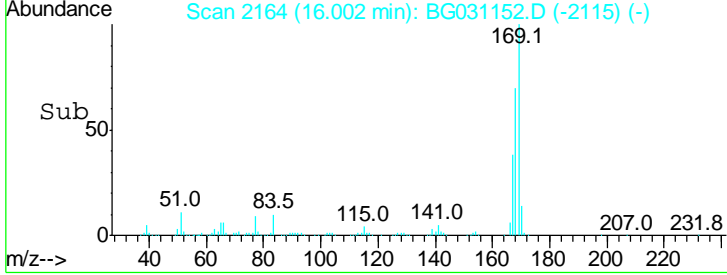
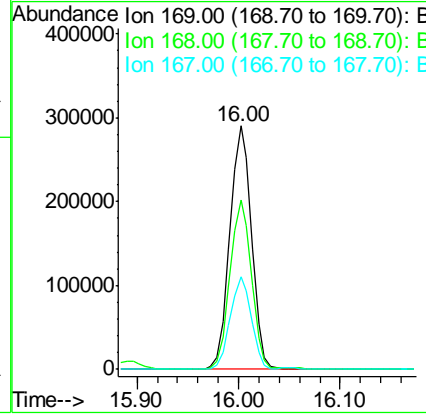
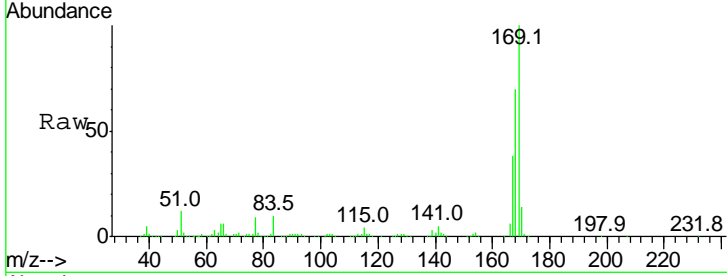




#65
 n-Nitrosodiphenylamine
 Concen: 41.329 ng
 RT: 16.00 min Scan# 2164
 Delta R.T. -0.01 min
 Lab File: BG031152.D
 Acq: 21 Nov 2017 13:48

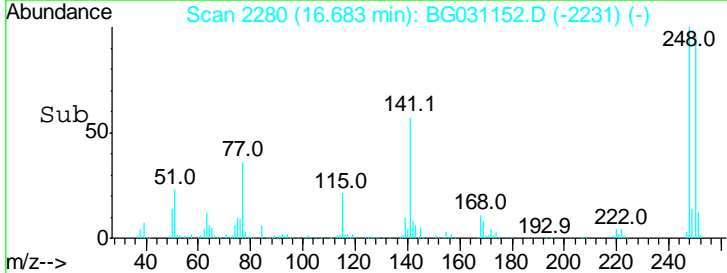
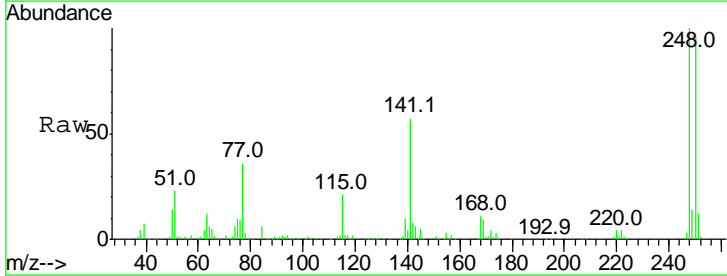
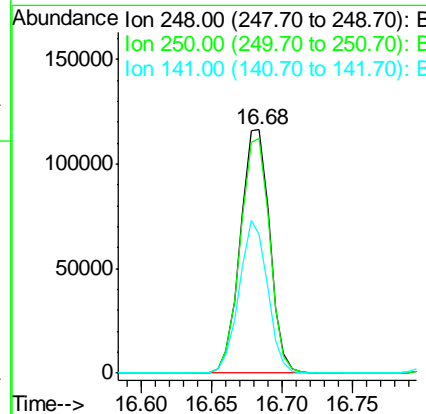
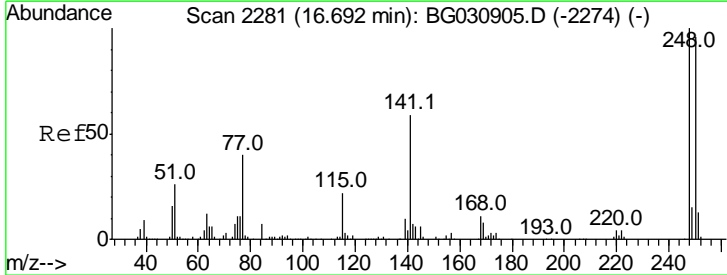
Instrument :
 BNA_G
 ClientSampled :

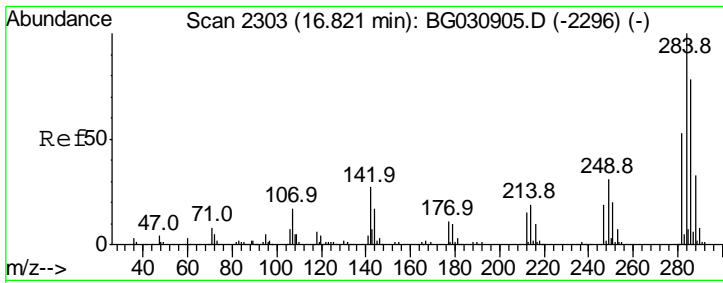
Tgt Ion	Resp	Lower	Upper
169	100		
168	69.6	55.7	83.5
167	37.8	30.1	45.1



#66
 4-Bromophenyl-phenylether
 Concen: 38.947 ng
 RT: 16.68 min Scan# 2280
 Delta R.T. -0.01 min
 Lab File: BG031152.D
 Acq: 21 Nov 2017 13:48

Tgt Ion	Resp	Lower	Upper
248	100		
250	96.3	77.1	115.7
141	57.0	50.8	76.2



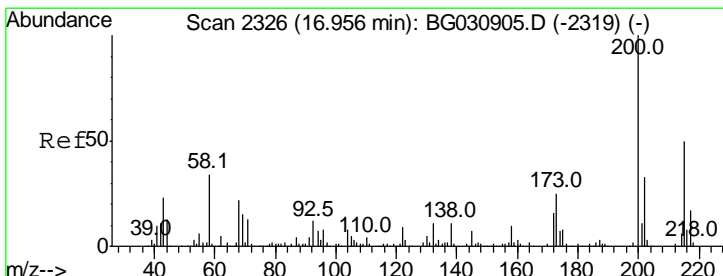
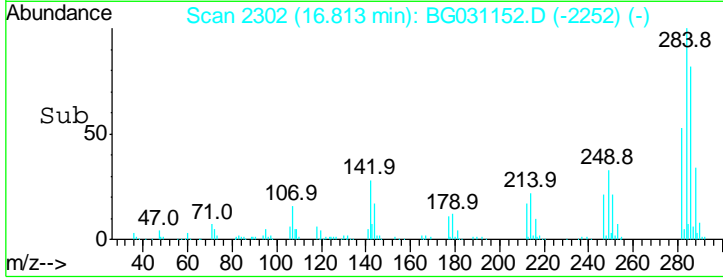
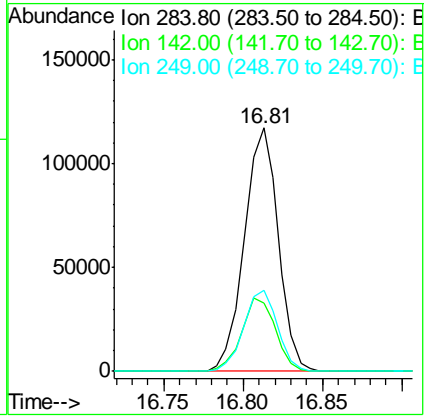
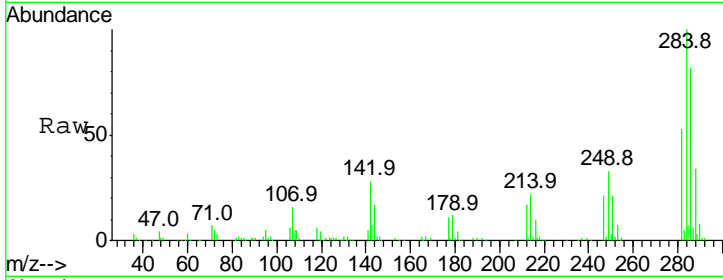


#67
 Hexachlorobenzene
 Concen: 37.636 ng
 RT: 16.81 min Scan# 2302
 Delta R.T. -0.01 min
 Lab File: BG031152.D
 Acq: 21 Nov 2017 13:48

Instrument :
 BNA_G
 ClientSampled :

Tgt Ion: 284 Resp: 173632

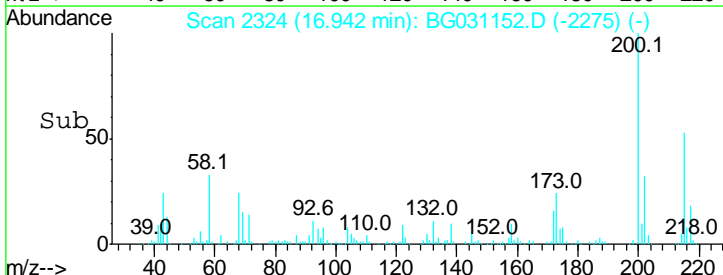
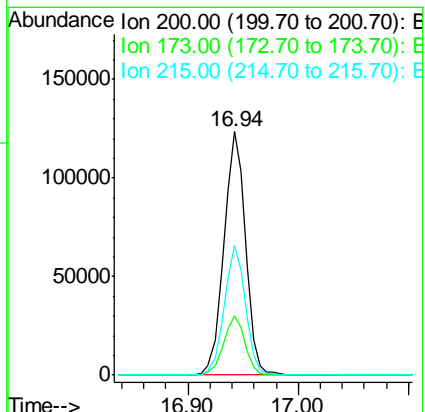
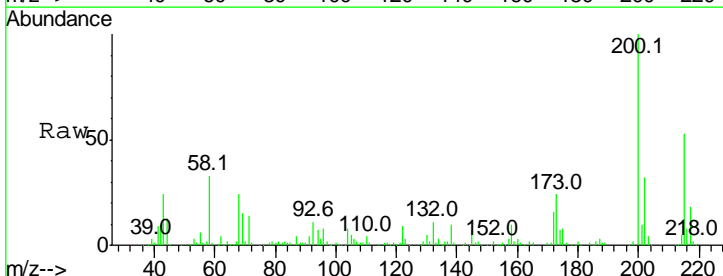
Ion	Ratio	Lower	Upper
284	100		
142	27.9	26.8	40.2
249	33.4	26.3	39.5

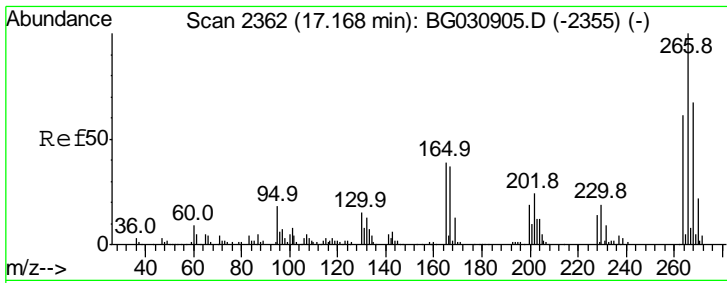


#68
 Atrazine
 Concen: 39.556 ng
 RT: 16.94 min Scan# 2324
 Delta R.T. -0.01 min
 Lab File: BG031152.D
 Acq: 21 Nov 2017 13:48

Tgt Ion: 200 Resp: 169539

Ion	Ratio	Lower	Upper
200	100		
173	24.5	5.2	45.2
215	53.1	30.4	70.4

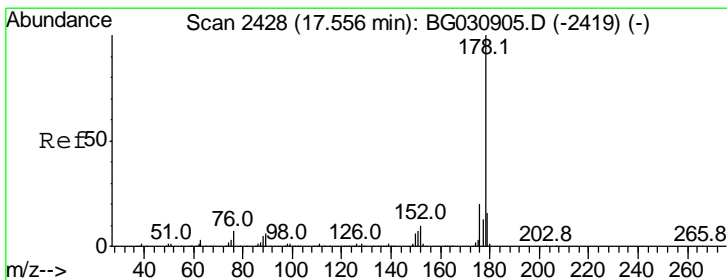
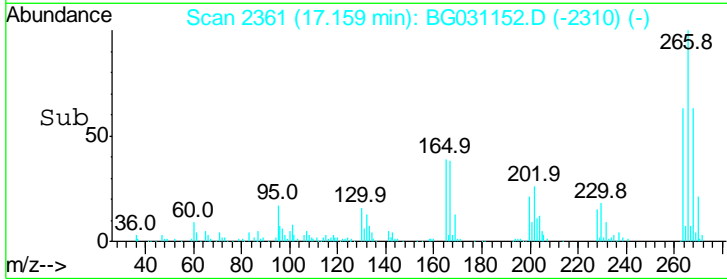
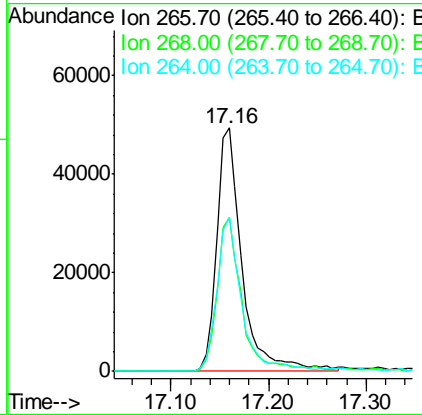
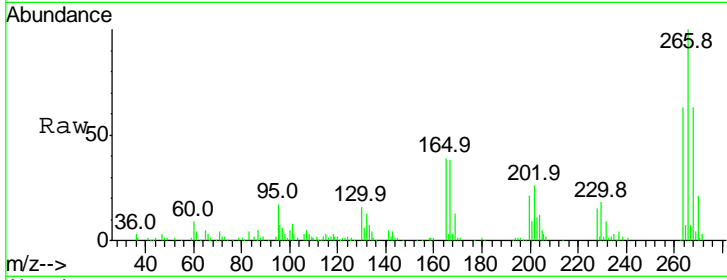




#69
 Pentachlorophenol
 Concen: 34.739 ng
 RT: 17.16 min Scan# 2361
 Delta R.T. -0.00 min
 Lab File: BG031152.D
 Acq: 21 Nov 2017 13:48

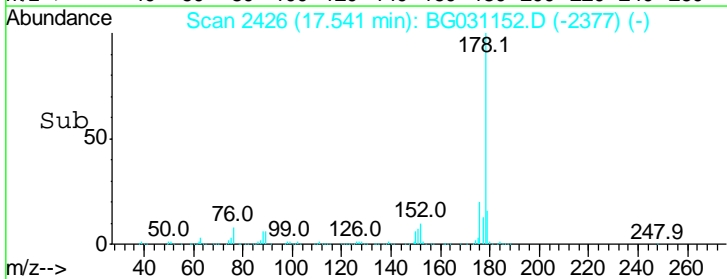
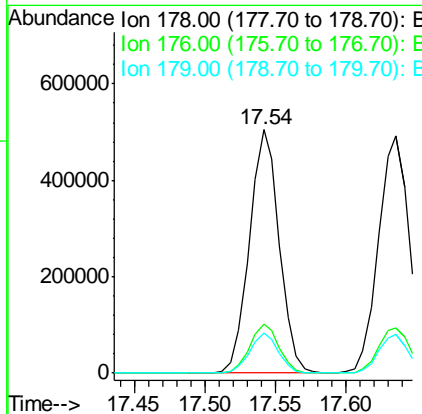
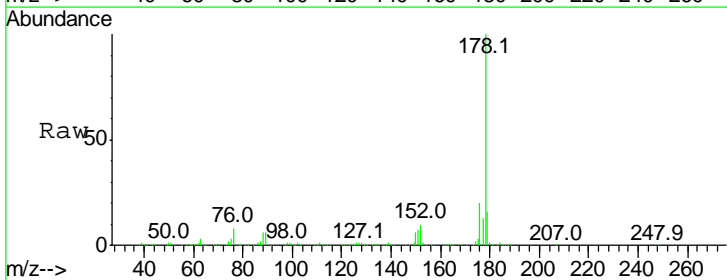
Instrument :
 BNA_G
 ClientSampled :

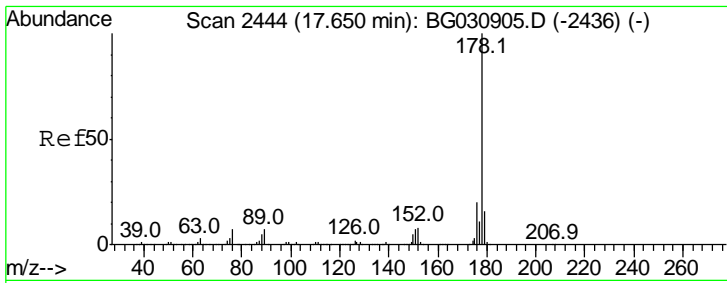
Tgt Ion	Resp	Lower	Upper
266	100		
268	63.0	51.1	76.7
264	63.2	49.6	74.4



#70
 Phenanthrene
 Concen: 41.987 ng
 RT: 17.54 min Scan# 2426
 Delta R.T. -0.01 min
 Lab File: BG031152.D
 Acq: 21 Nov 2017 13:48

Tgt Ion	Resp	Lower	Upper
178	100		
176	20.0	15.7	23.5
179	16.3	12.5	18.7

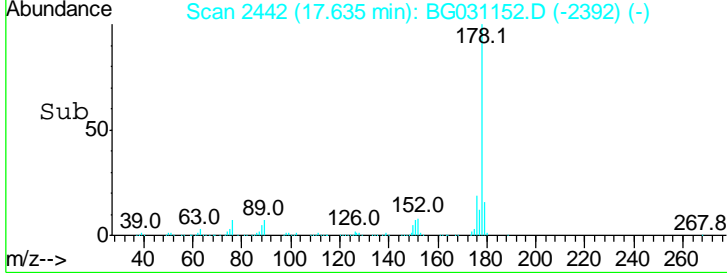
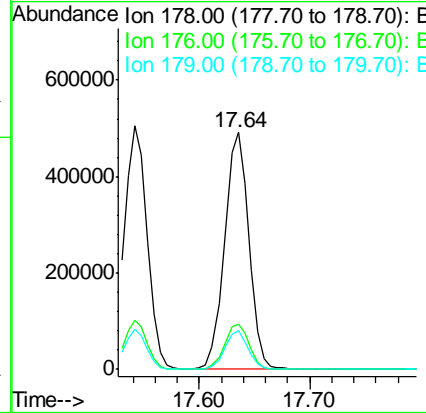
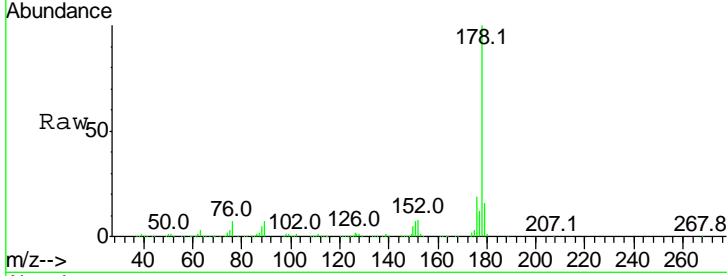




#71
 Anthracene
 Concen: 42.039 ng
 RT: 17.64 min Scan# 2442
 Delta R.T. -0.01 min
 Lab File: BG031152.D
 Acq: 21 Nov 2017 13:48

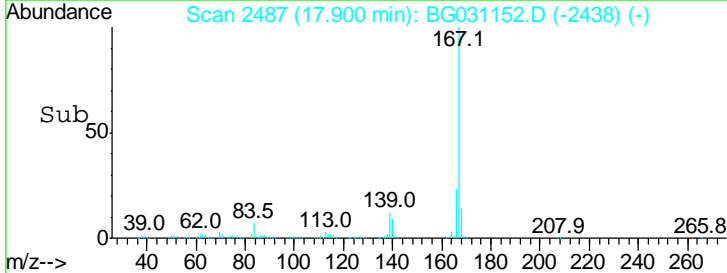
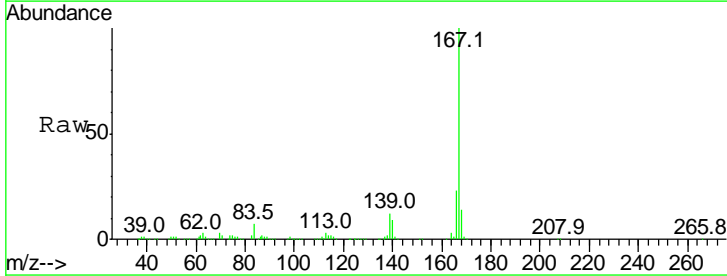
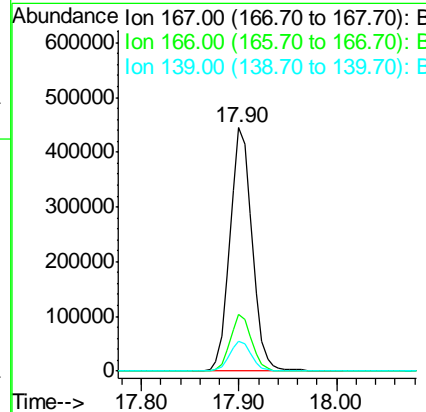
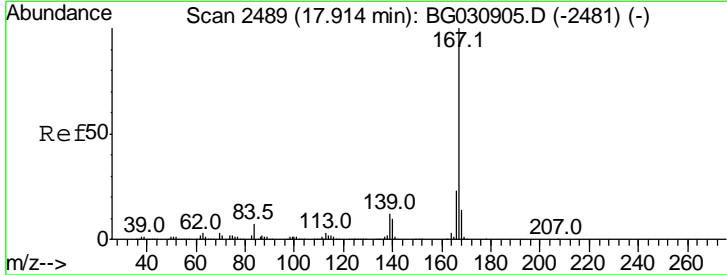
Instrument :
 BNA_G
 ClientSampled :

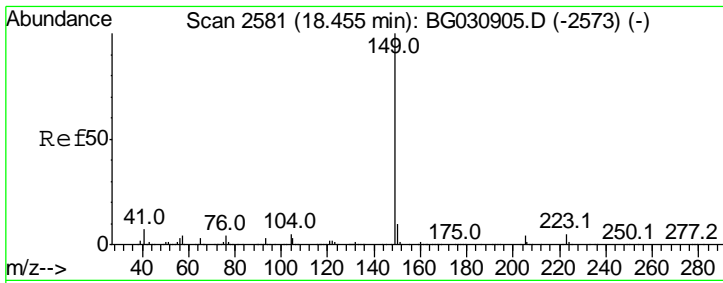
Tgt Ion	Resp	Lower	Upper
178	100		
176	19.1	16.0	24.0
179	16.3	12.5	18.7



#72
 Carbazole
 Concen: 41.887 ng
 RT: 17.90 min Scan# 2487
 Delta R.T. -0.01 min
 Lab File: BG031152.D
 Acq: 21 Nov 2017 13:48

Tgt Ion	Resp	Lower	Upper
167	100		
166	23.2	18.2	27.4
139	12.4	9.4	14.2

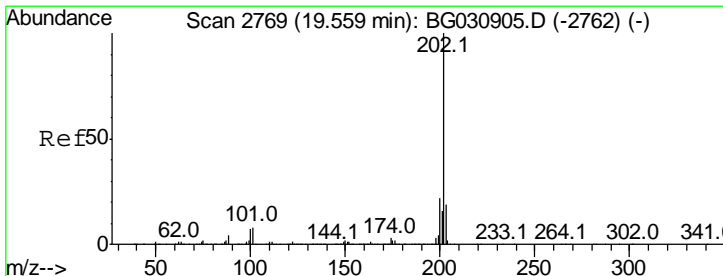
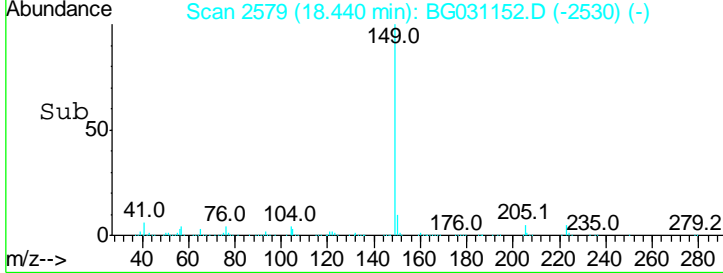
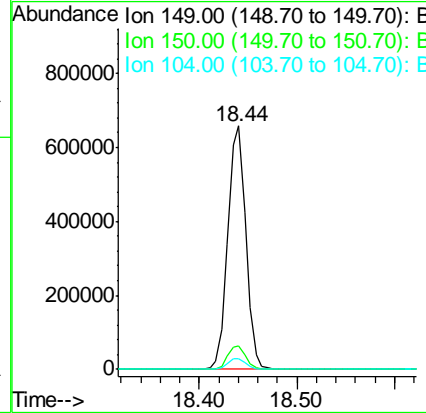
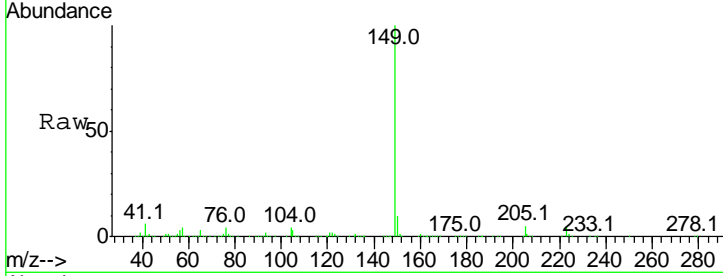




#73
 Di-n-butylphthalate
 Concen: 40.898 ng
 RT: 18.44 min Scan# 2579
 Delta R.T. -0.01 min
 Lab File: BG031152.D
 Acq: 21 Nov 2017 13:48

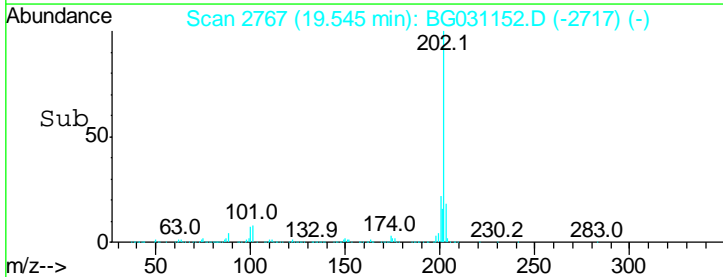
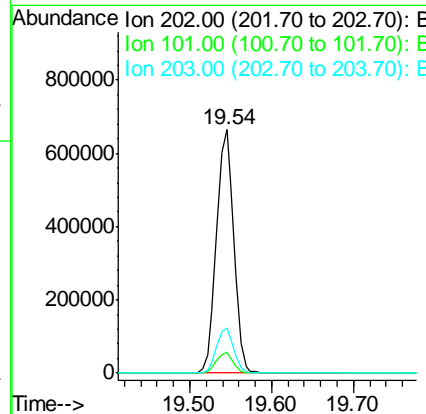
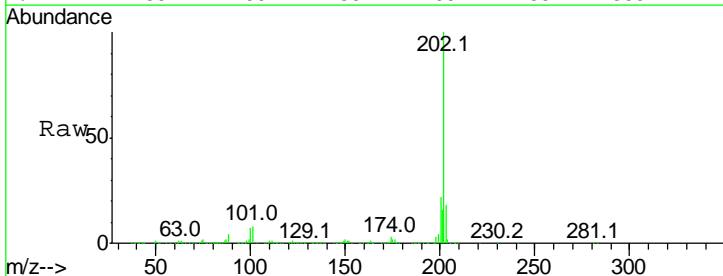
Instrument :
 BNA_G
 ClientSampled :

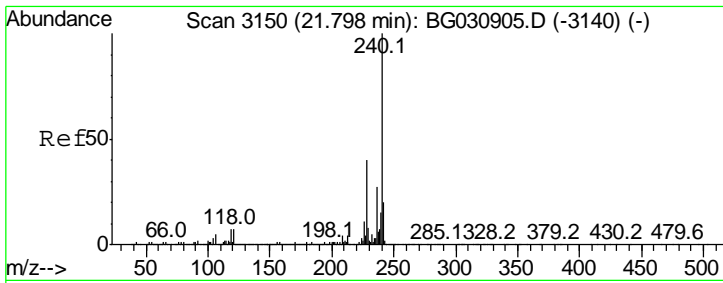
Tgt Ion	Resp	Lower	Upper
149	100		
150	9.6	7.8	11.6
104	4.4	3.9	5.9



#74
 Fluoranthene
 Concen: 43.456 ng
 RT: 19.54 min Scan# 2767
 Delta R.T. -0.01 min
 Lab File: BG031152.D
 Acq: 21 Nov 2017 13:48

Tgt Ion	Resp	Lower	Upper
202	100		
101	8.5	0.0	28.9
203	18.4	0.0	37.5



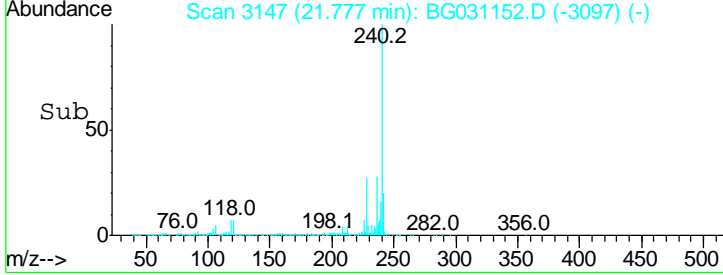
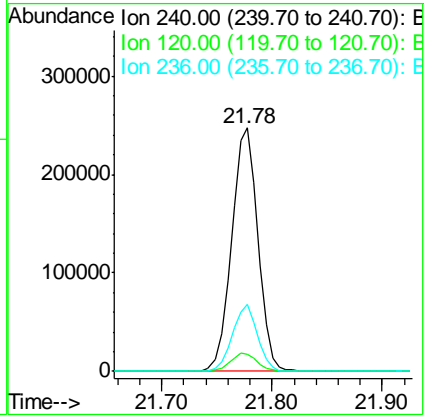
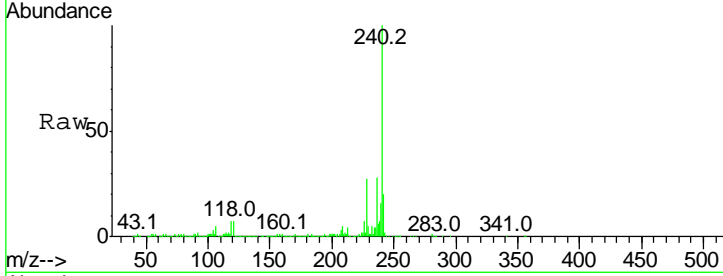


#75
 Chrysene-d12
 Concen: 20.000 ng
 RT: 21.78 min Scan# 3147
 Delta R.T. -0.01 min
 Lab File: BG031152.D
 Acq: 21 Nov 2017 13:48

Instrument :
 BNA_G
 ClientSampled :

Tgt Ion: 240 Resp: 411281

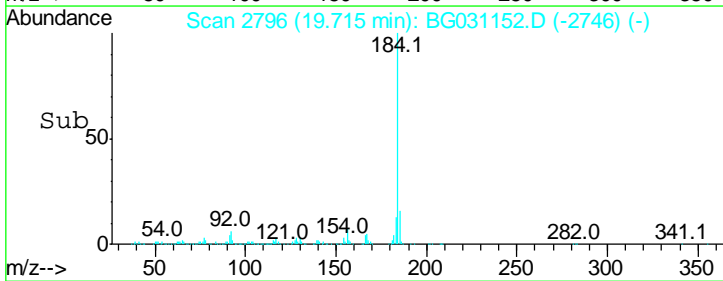
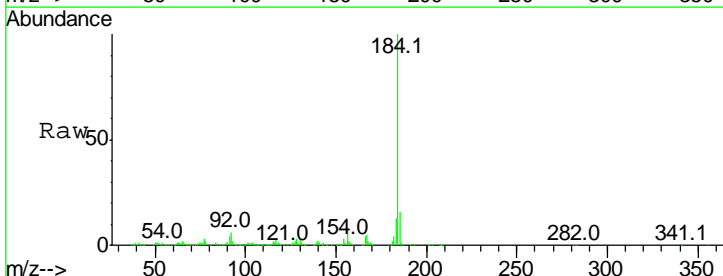
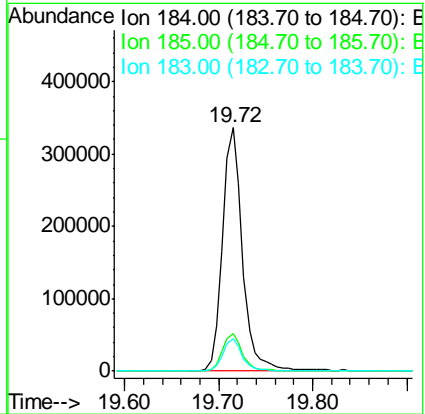
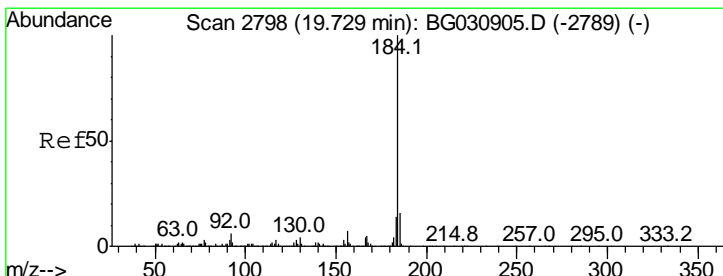
Ion	Ratio	Lower	Upper
240	100		
120	7.1	6.8	10.2
236	27.7	20.9	31.3

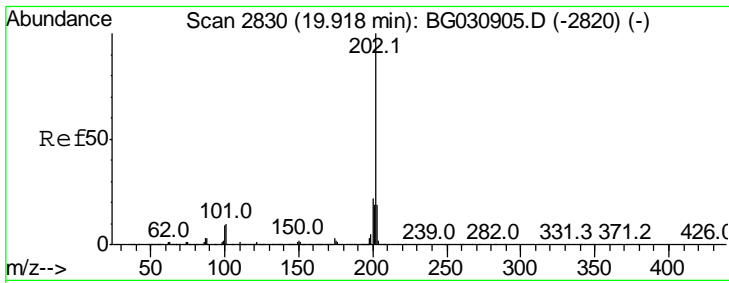


#76
 Benzidine
 Concen: 37.832 ng
 RT: 19.72 min Scan# 2796
 Delta R.T. -0.01 min
 Lab File: BG031152.D
 Acq: 21 Nov 2017 13:48

Tgt Ion: 184 Resp: 499812

Ion	Ratio	Lower	Upper
184	100		
185	15.6	11.1	16.7
183	13.1	10.6	16.0



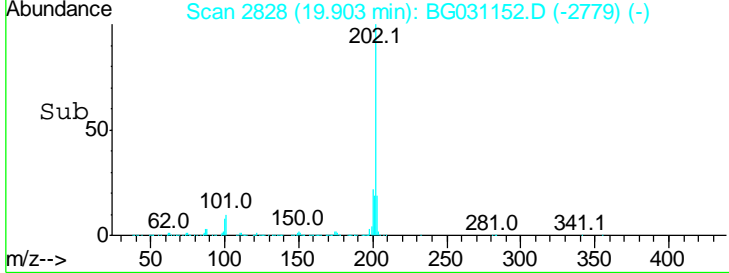
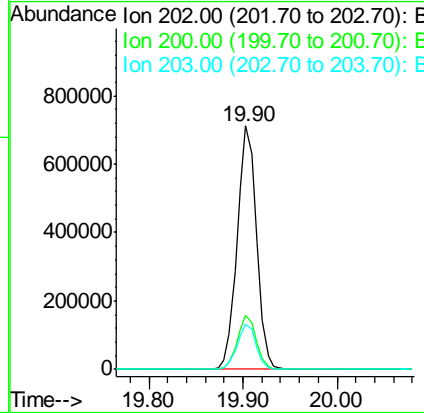
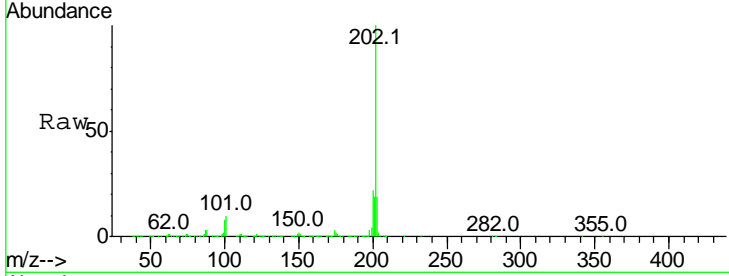


#77
 Pyrene
 Concen: 41.443 ng
 RT: 19.90 min Scan# 2828
 Delta R.T. -0.01 min
 Lab File: BG031152.D
 Acq: 21 Nov 2017 13:48

Instrument :
 BNA_G
 ClientSampled :

Tgt Ion: 202 Resp: 1011430

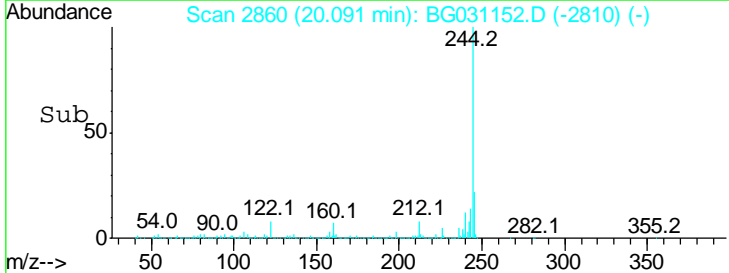
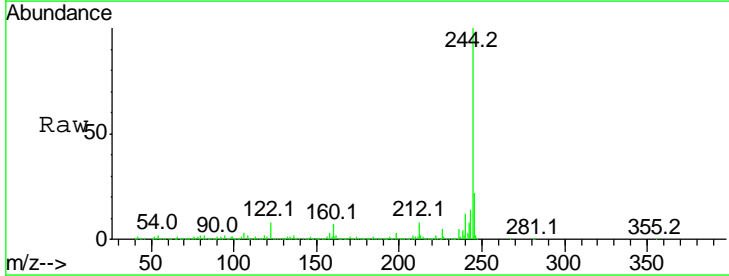
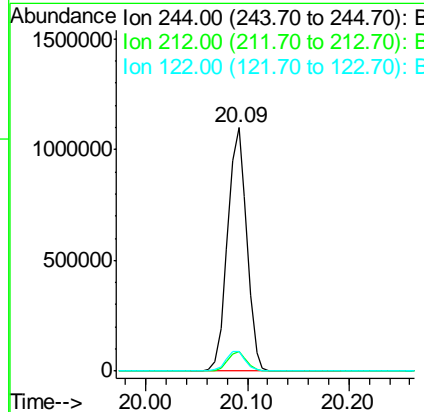
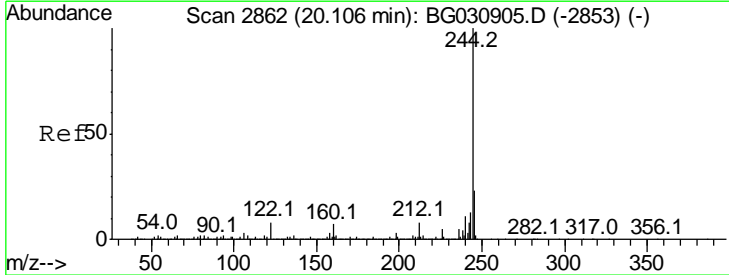
Ion	Ratio	Lower	Upper
202	100		
200	22.0	16.9	25.3
203	18.8	13.9	20.9

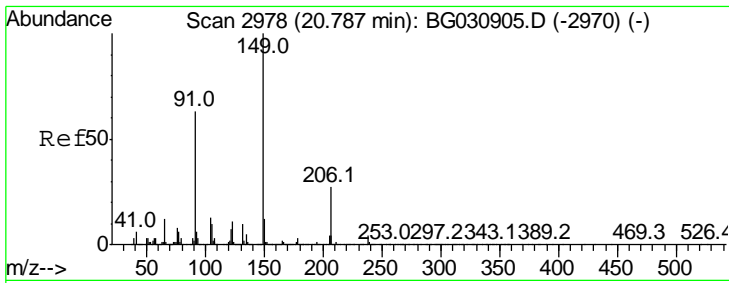


#78
 Terphenyl-d14
 Concen: 77.419 ng
 RT: 20.09 min Scan# 2860
 Delta R.T. -0.01 min
 Lab File: BG031152.D
 Acq: 21 Nov 2017 13:48

Tgt Ion: 244 Resp: 1442024

Ion	Ratio	Lower	Upper
244	100		
212	8.0	5.8	8.8
122	7.9	7.0	10.4

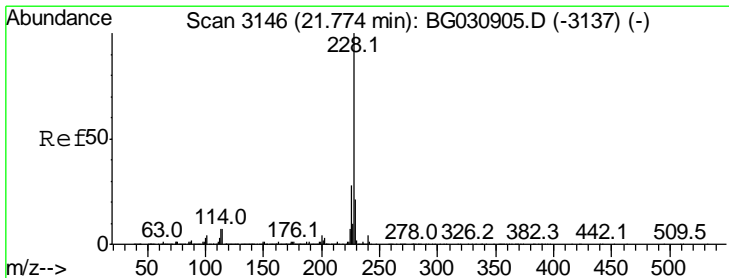
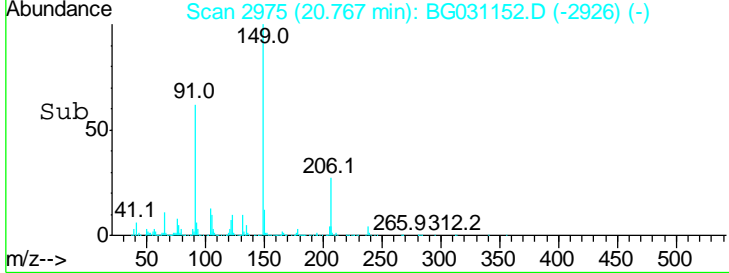
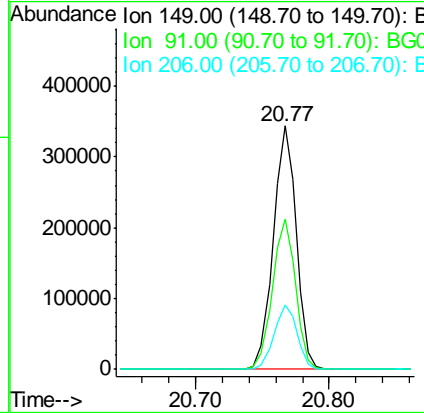
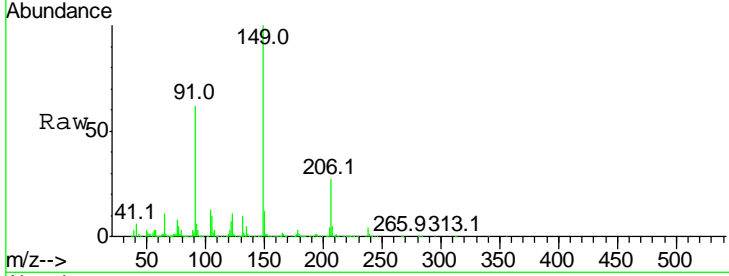




#79
 Butylbenzylphthalate
 Concen: 42.632 ng
 RT: 20.77 min Scan# 2975
 Delta R.T. -0.01 min
 Lab File: BG031152.D
 Acq: 21 Nov 2017 13:48

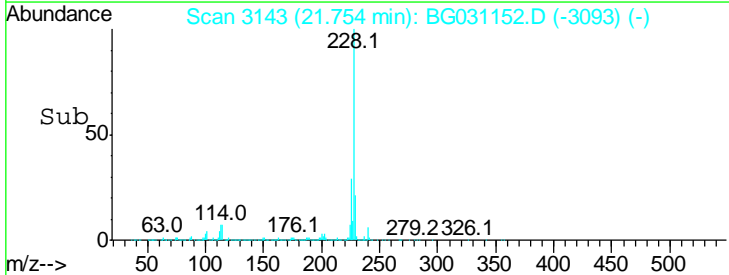
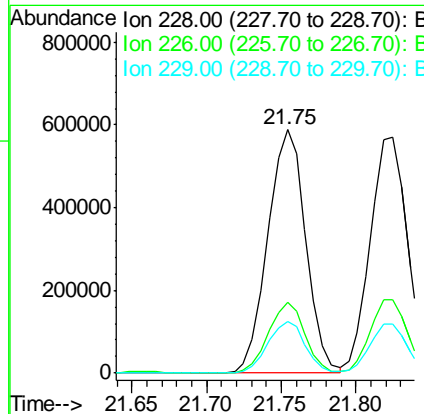
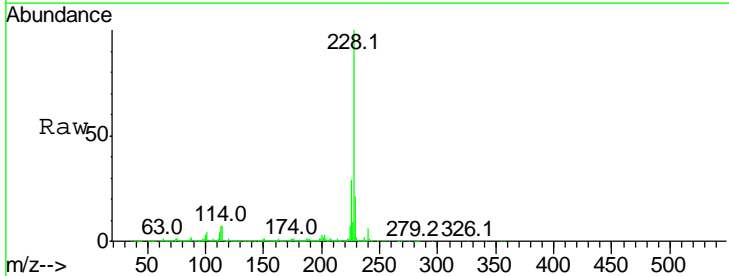
Instrument :
 BNA_G
 ClientSampled :

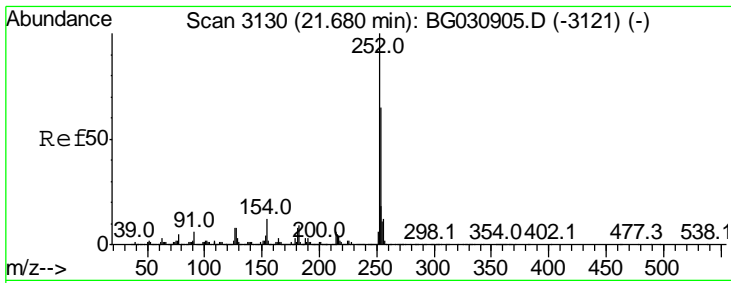
Tgt Ion	Resp	Lower	Upper
149	100		
91	61.6	62.2	93.2
206	26.6	18.6	27.8



#80
 Benzo(a)anthracene
 Concen: 40.688 ng
 RT: 21.75 min Scan# 3143
 Delta R.T. -0.01 min
 Lab File: BG031152.D
 Acq: 21 Nov 2017 13:48

Tgt Ion	Resp	Lower	Upper
228	100		
226	28.9	22.7	34.1
229	21.1	16.2	24.2

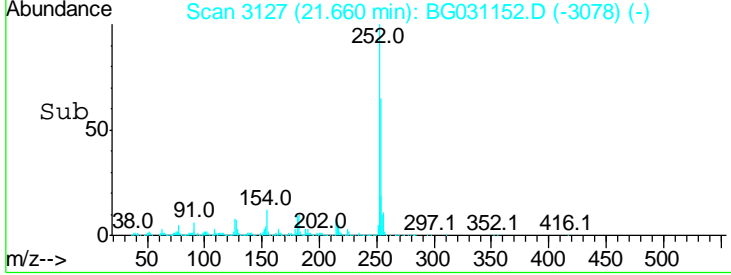
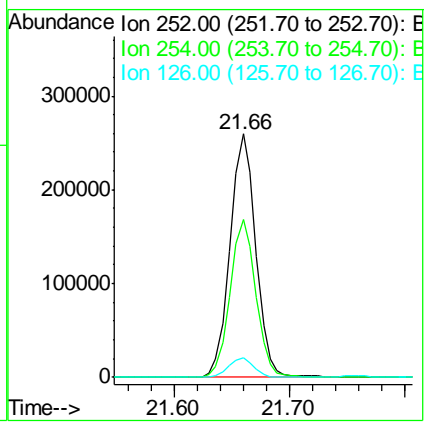
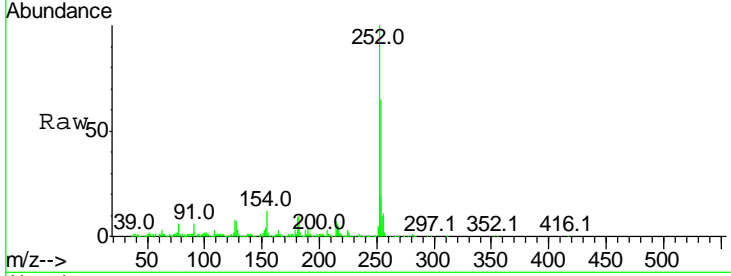




#81
 3,3'-Dichlorobenzidine
 Concen: 38.931 ng
 RT: 21.66 min Scan# 3127
 Delta R.T. -0.01 min
 Lab File: BG031152.D
 Acq: 21 Nov 2017 13:48

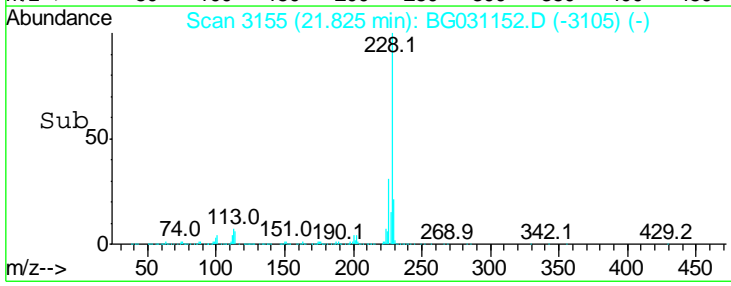
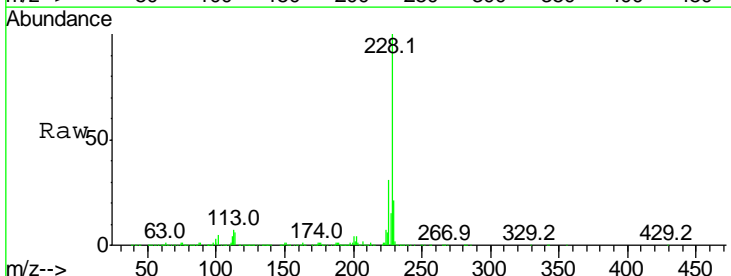
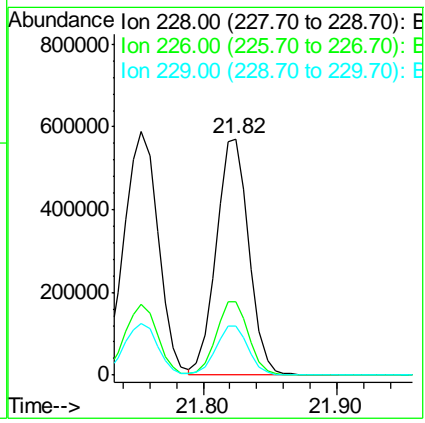
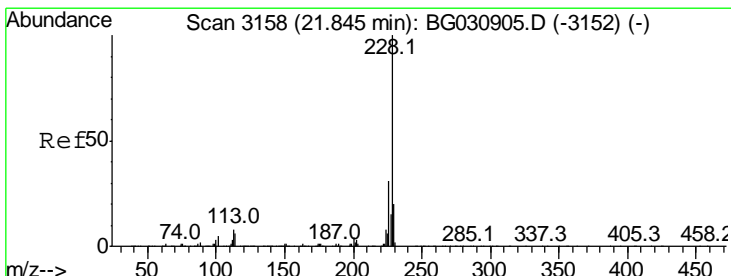
Instrument :
 BNA_G
 ClientSampled :

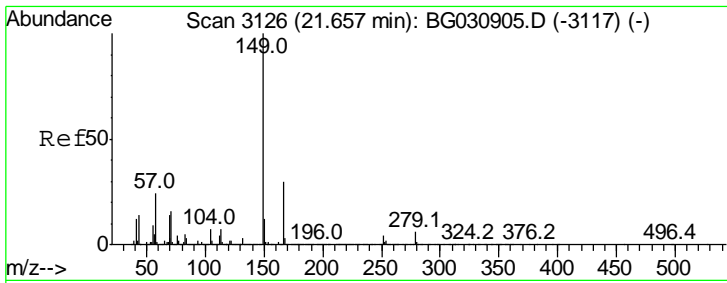
Tgt Ion	Resp	Lower	Upper
252	100		
254	64.6	50.8	76.2
126	8.0	7.4	11.2



#82
 Chrysene
 Concen: 41.382 ng
 RT: 21.82 min Scan# 3155
 Delta R.T. -0.01 min
 Lab File: BG031152.D
 Acq: 21 Nov 2017 13:48

Tgt Ion	Resp	Lower	Upper
228	100		
226	31.0	24.9	37.3
229	20.6	15.0	22.4

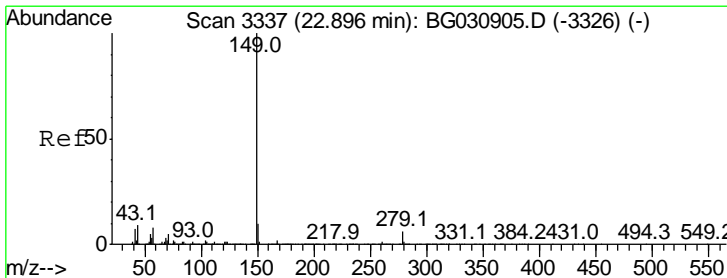
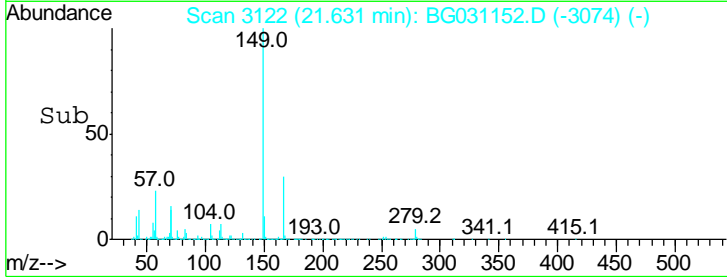
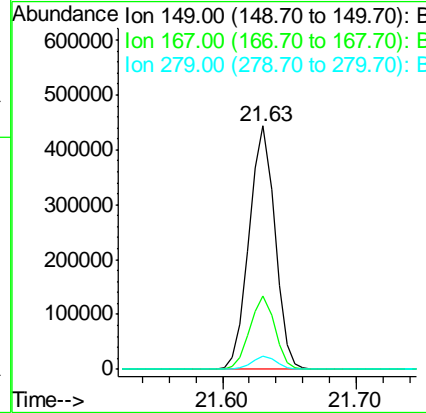
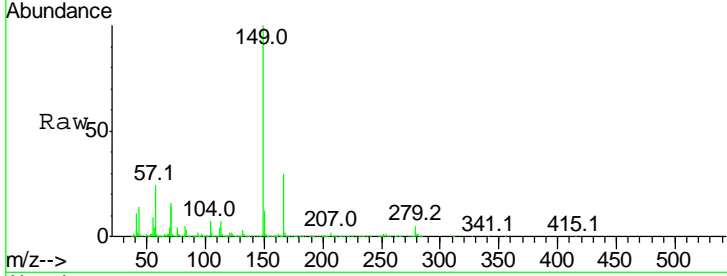




#83
 Bis(2-ethylhexyl)phthalate
 Concen: 42.025 ng
 RT: 21.63 min Scan# 3122
 Delta R.T. -0.02 min
 Lab File: BG031152.D
 Acq: 21 Nov 2017 13:48

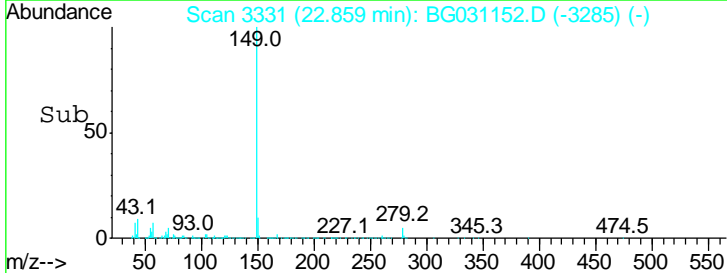
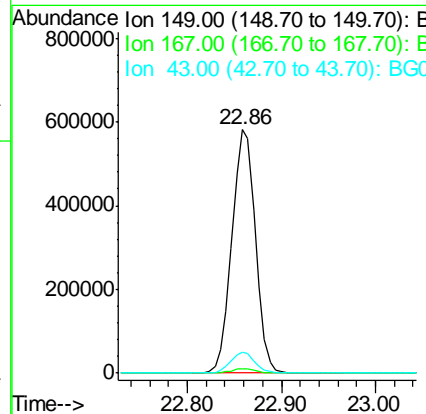
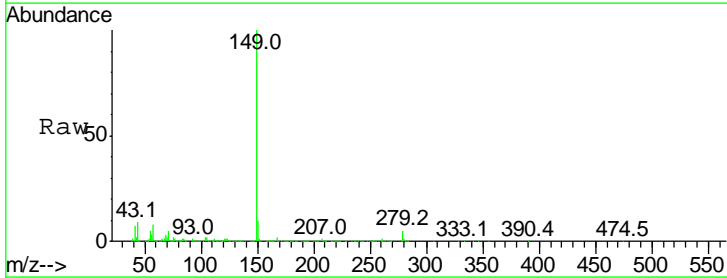
Instrument :
 BNA_G
 ClientSampled :

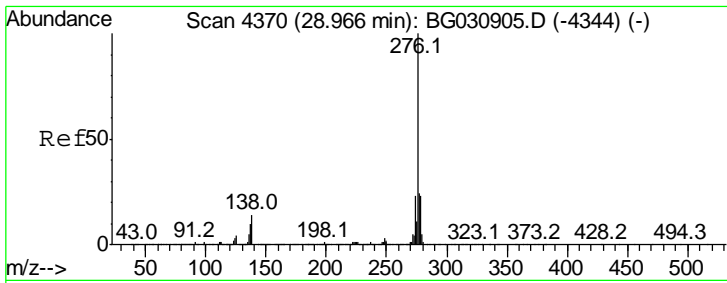
Tgt Ion	Resp	Lower	Upper
149	100		
167	30.0	24.3	36.5
279	5.2	4.0	6.0



#84
 Di-n-octyl phthalate
 Concen: 44.072 ng
 RT: 22.86 min Scan# 3331
 Delta R.T. -0.03 min
 Lab File: BG031152.D
 Acq: 21 Nov 2017 13:48

Tgt Ion	Resp	Lower	Upper
149	100		
167	1.8	1.4	2.0
43	8.3	8.9	13.3#

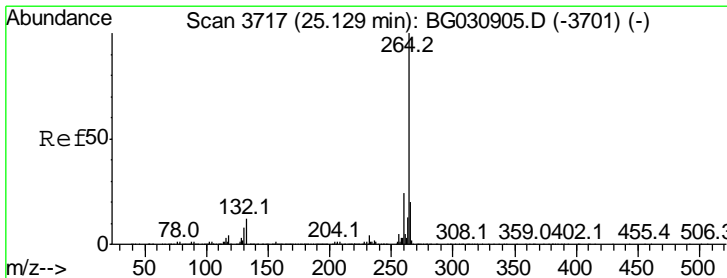
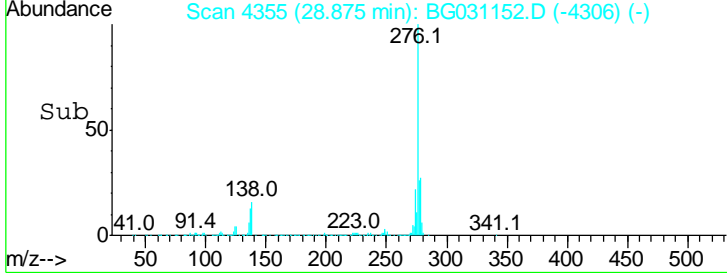
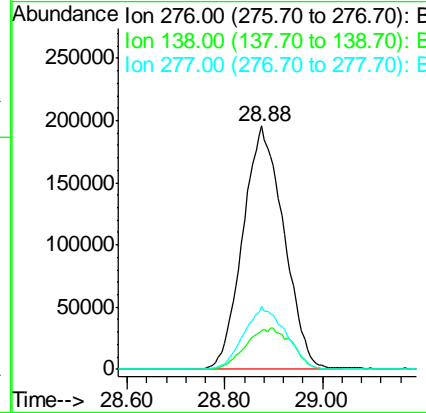
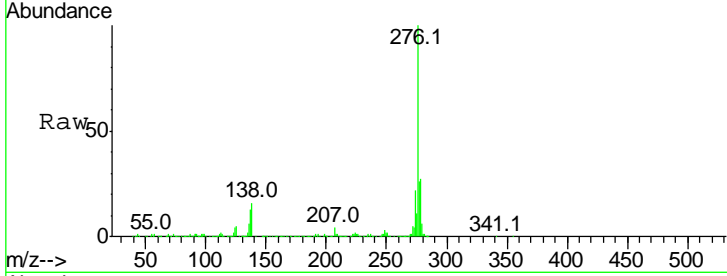




#85
 Indeno(1,2,3-cd)pyrene
 Concen: 39.730 ng
 RT: 28.88 min Scan# 4355
 Delta R.T. -0.01 min
 Lab File: BG031152.D
 Acq: 21 Nov 2017 13:48

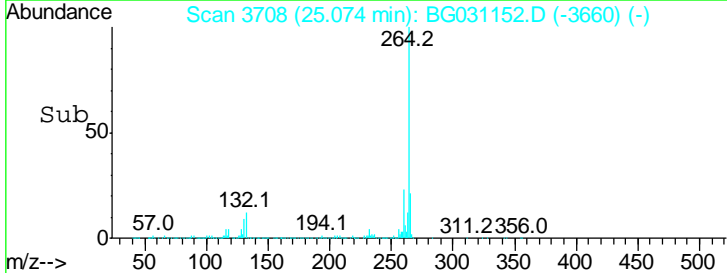
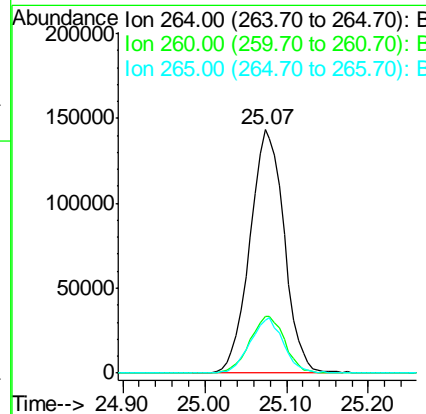
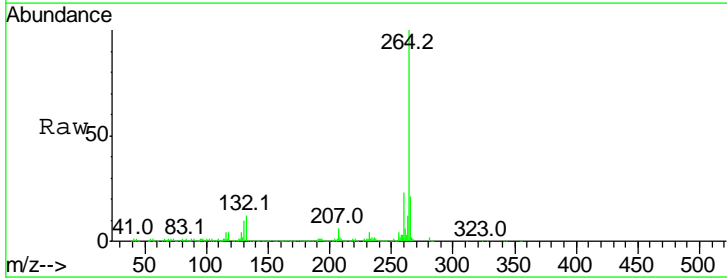
Instrument :
 BNA_G
 ClientSampled :

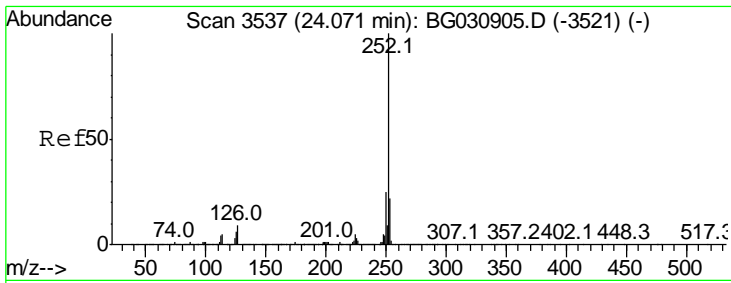
Tgt Ion	Resp	Lower	Upper
276	100		
138	0.0	16.0	24.0#
277	26.3	20.0	30.0



#86
 Perylene-d12
 Concen: 20.000 ng
 RT: 25.07 min Scan# 3708
 Delta R.T. -0.02 min
 Lab File: BG031152.D
 Acq: 21 Nov 2017 13:48

Tgt Ion	Resp	Lower	Upper
264	100		
260	23.2	17.4	26.0
265	21.5	17.7	26.5



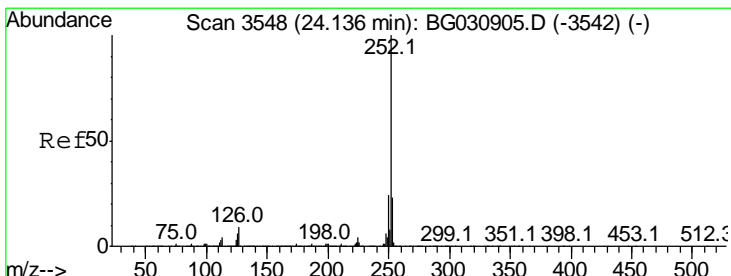
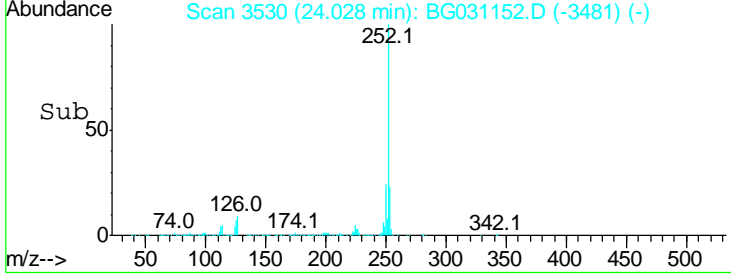
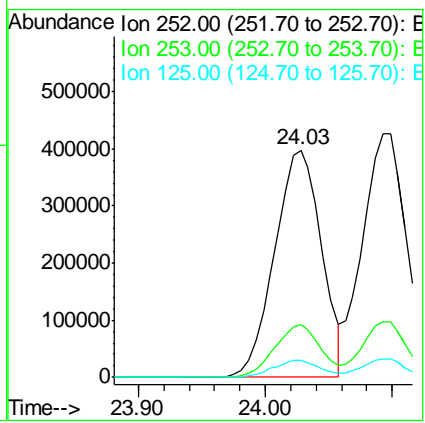
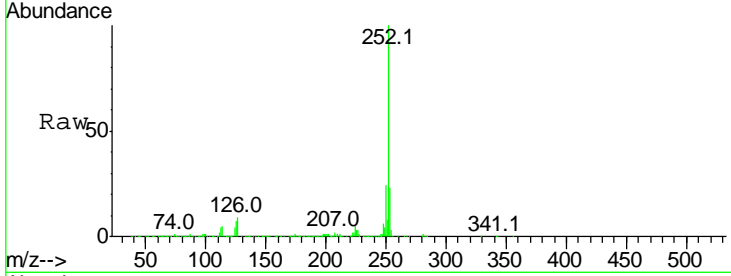


#87
 Benzo(b)fluoranthene
 Concen: 40.430 ng
 RT: 24.03 min Scan# 3530
 Delta R.T. -0.01 min
 Lab File: BG031152.D
 Acq: 21 Nov 2017 13:48

Instrument :
 BNA_G
 ClientSampleId :

Tgt Ion: 252 Resp: 1021068

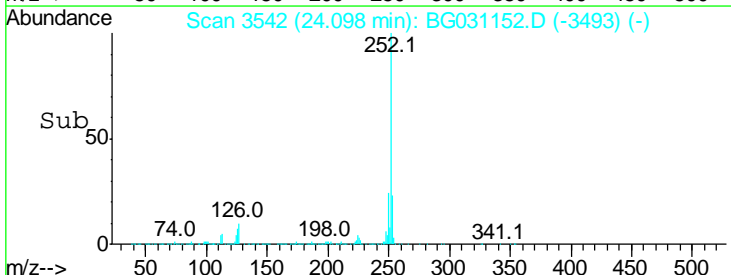
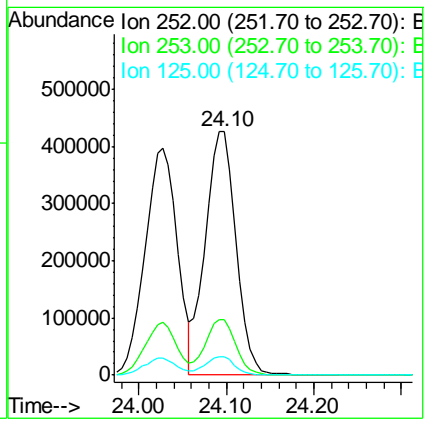
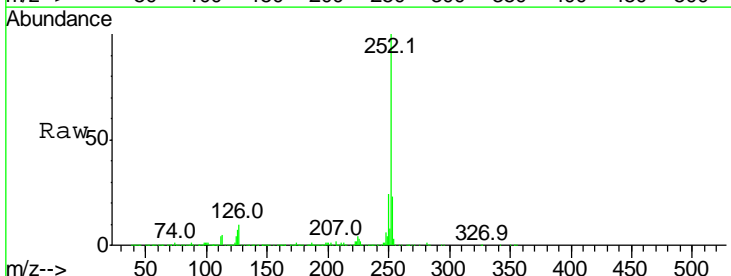
Ion	Ratio	Lower	Upper
252	100		
253	23.4	18.2	27.4
125	7.5	7.2	10.8

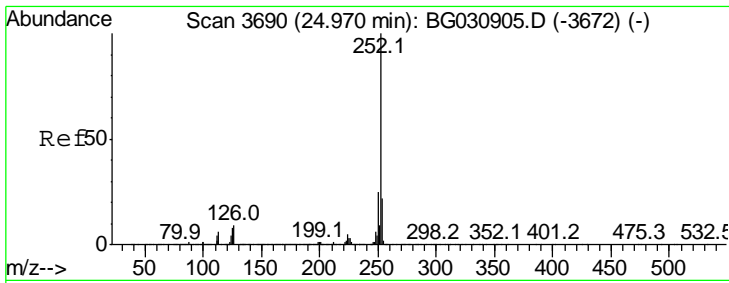


#88
 Benzo(k)fluoranthene
 Concen: 41.563 ng
 RT: 24.10 min Scan# 3542
 Delta R.T. -0.01 min
 Lab File: BG031152.D
 Acq: 21 Nov 2017 13:48

Tgt Ion: 252 Resp: 1040439

Ion	Ratio	Lower	Upper
252	100		
253	22.7	17.4	26.2
125	7.3	6.6	9.8

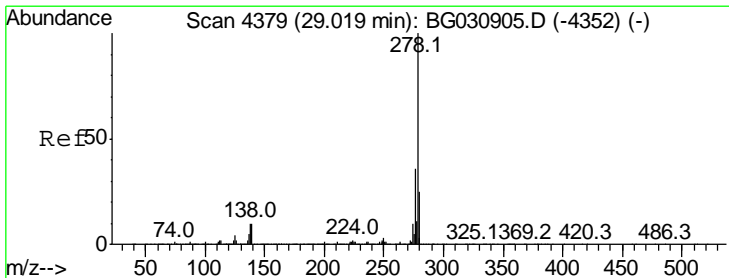
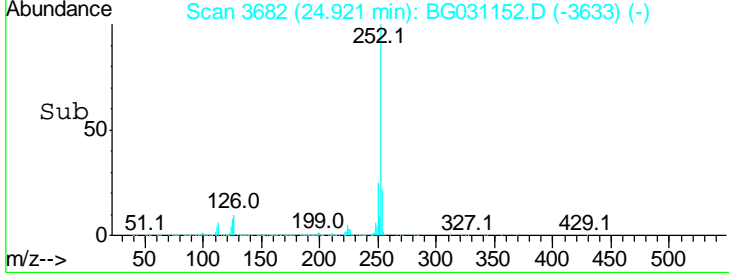
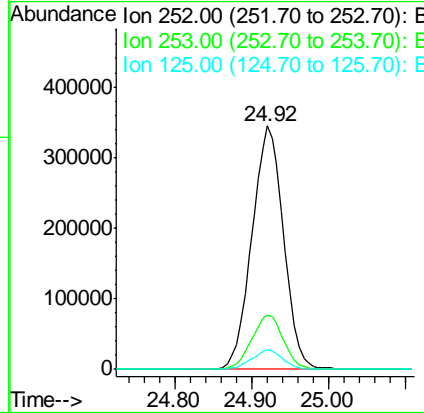
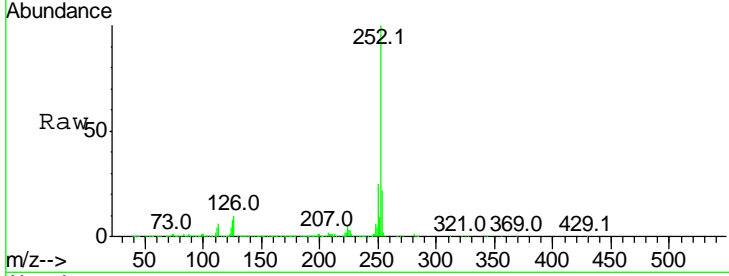




#89
 Benzo(a)pyrene
 Concen: 41.146 ng
 RT: 24.92 min Scan# 3682
 Delta R.T. -0.01 min
 Lab File: BG031152.D
 Acq: 21 Nov 2017 13:48

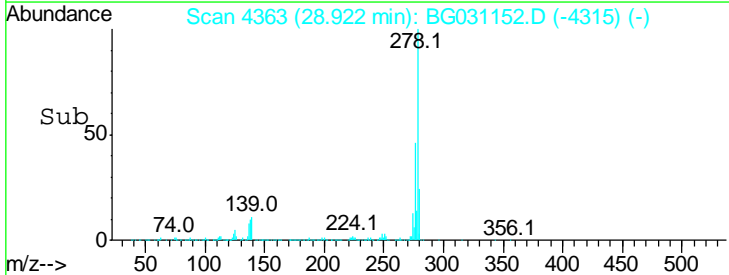
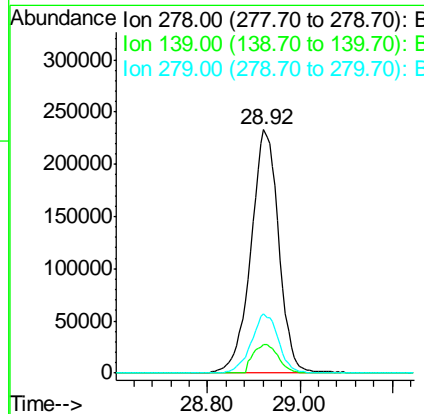
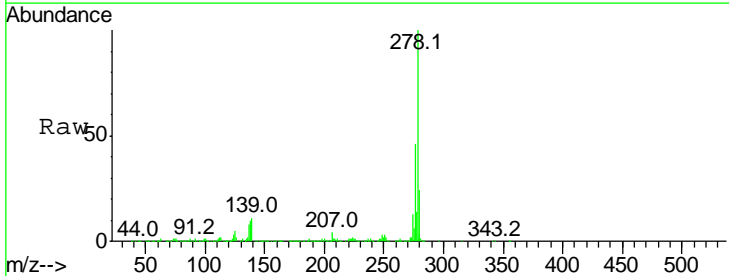
Instrument :
 BNA_G
 ClientSampled :

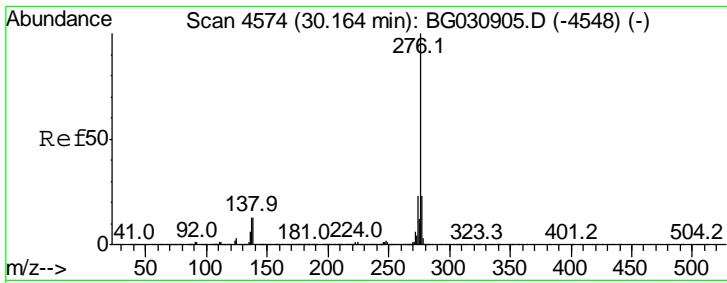
Tgt Ion	Resp	Lower	Upper
252	100		
253	22.0	18.3	27.5
125	8.1	7.3	10.9



#90
 Dibenzo(a,h)anthracene
 Concen: 39.736 ng
 RT: 28.92 min Scan# 4363
 Delta R.T. -0.02 min
 Lab File: BG031152.D
 Acq: 21 Nov 2017 13:48

Tgt Ion	Resp	Lower	Upper
278	100		
139	11.5	9.8	14.6
279	24.1	18.4	27.6





#91
 Benzo(a,h,i)perylene
 Concen: 39.170 ng
 RT: 30.06 min Scan# 4557
 Delta R.T. -0.01 min
 Lab File: BG031152.D
 Acq: 21 Nov 2017 13:48

Instrument :
 BNA_G
 ClientSampled :

Tot Ion: 276 Resp: 932276

Ion	Ratio	Lower	Upper
276	100		
277	23.4	18.3	27.5
138	16.5	13.9	20.9

