

Data Path : Z:\HPCHEM1\BNA_G\DATA\BG120615\
 Data File : BG019963.D
 Acq On : 6 Dec 2015 12:33
 Operator : UM/NP
 Sample : G4650-13MS
 Misc :
 ALS Vial : 5 Sample Multiplier: 1

Instrument :
 BNA_G
 ClientSampleId :
 COFF(0-2)-2MS

Quant Time: Dec 07 03:16:36 2015
 Quant Method : Z:\HPCHEM1\BNA_G\METHODS\8270-BG120215.M
 Quant Title : ASP BNA STANDARDS FOR 5 POINT CALIBRATION
 QLast Update : Wed Dec 02 18:50:01 2015
 Response via : Initial Calibration

Internal Standards	R.T.	QIon	Response	Conc	Units	Dev(Min)
1) 1,4-Dichlorobenzene-d4	8.11	152	34778	20.00	ng	-0.02
21) Naphthalene-d8	10.93	136	148643	20.00	ng	-0.02
38) Acenaphthene-d10	14.74	164	104192	20.00	ng	-0.02
63) Phenanthrene-d10	17.49	188	261286	20.00	ng	-0.02
75) Chrysene-d12	21.76	240	311133	20.00	ng	-0.04
86) Perylene-d12	25.04	264	298503	20.00	ng	-0.06

System Monitoring Compounds

5) 2-Fluorophenol	5.66	112	278215	144.58	ng	-0.01
7) Phenol-d6	7.27	99	417238	143.61	ng	0.00
23) Nitrobenzene-d5	9.28	82	266916	91.64	ng	-0.02
41) 2,4,6-Tribromophenol	16.23	330	188401	118.18	ng	-0.02
44) 2-Fluorobiphenyl	13.37	172	592580	77.66	ng	-0.02
78) Terphenyl-d14	20.08	244	955395	74.90	ng	-0.03

Target Compounds

Target Compounds	R.T.	QIon	Response	Conc	Units	Qvalue
2) 1,4-Dioxane	3.52	88	30592	40.81	ng	# 100
3) Pyridine	3.92	79	54043	23.74	ng	93
4) n-Nitrosodimethylamine	3.84	42	49730	41.53	ng	94
6) Aniline	7.44	93	62535	16.62	ng	# 87
8) 2-Chlorophenol	7.68	128	113822	48.51	ng	95
9) Benzaldehyde	7.24	77	39834	20.56	ng	88
10) Phenol	7.29	94	163203	53.37	ng	81
11) bis(2-Chloroethyl)ether	7.53	93	104593	46.19	ng	90
12) 1,3-Dichlorobenzene	8.00	146	112069	42.14	ng	# 94
13) 1,4-Dichlorobenzene	8.15	146	115317	41.98	ng	# 95
14) 1,2-Dichlorobenzene	8.47	146	113832	43.45	ng	95
15) Benzyl Alcohol	8.35	79	123082	48.28	ng	89
16) 2,2'-oxybis(1-Chloropropan	8.65	45	159769	43.26	ng	91
17) 2-Methylphenol	8.55	107	106544	49.36	ng	# 91
18) Hexachloroethane	9.21	117	42953	41.76	ng	91
19) n-Nitroso-di-n-propylamine	8.92	70	99399	43.38	ng	93
20) 3+4-Methylphenols	8.88	107	147855	48.64	ng	92
22) Acetophenone	8.94	105	175761	43.14	ng	# 92
24) Nitrobenzene	9.32	77	149699	47.38	ng	92
25) Isophorone	9.85	82	266104	42.62	ng	# 96
26) 2-Nitrophenol	10.04	139	65251	53.48	ng	# 75
27) 2,4-Dimethylphenol	10.09	122	117560	46.27	ng	89
28) bis(2-Chloroethoxy)methane	10.33	93	152009	49.82	ng	98
29) 2,4-Dichlorophenol	10.57	162	132766	51.15	ng	95
30) 1,2,4-Trichlorobenzene	10.79	180	129913	44.28	ng	99
31) Naphthalene	10.98	128	363149	45.60	ng	99
32) Benzoic acid	10.18	122	33755	23.25	ng	# 85
33) 4-Chloroaniline	11.09	127	39835	11.35	ng	# 92
34) Hexachlorobutadiene	11.26	225	88870	41.07	ng	100
35) Caprolactam	11.92	113	16050	16.61	ng	94
36) 4-Chloro-3-methylphenol	12.20	107	152301	47.11	ng	94
37) 2-Methylnaphthalene	12.58	142	275726	47.25	ng	94
39) 1,2,4,5-Tetrachlorobenzene	12.94	216	172146	43.54	ng	99
40) Hexachlorocyclopentadiene	12.93	237	173546	76.98	ng	99

Data Path : Z:\HPCHEM1\BNA_G\DATA\BG120615\
 Data File : BG019963.D
 Acq On : 6 Dec 2015 12:33
 Operator : UM/NP
 Sample : G4650-13MS
 Misc :
 ALS Vial : 5 Sample Multiplier: 1

Instrument :
 BNA_G
 ClientSampleId :
 COFF(0-2)-2MS

Quant Time: Dec 07 03:16:36 2015
 Quant Method : Z:\HPCHEM1\BNA_G\METHODS\8270-BG120215.M
 Quant Title : ASP BNA STANDARDS FOR 5 POINT CALIBRATION
 QLast Update : Wed Dec 02 18:50:01 2015
 Response via : Initial Calibration

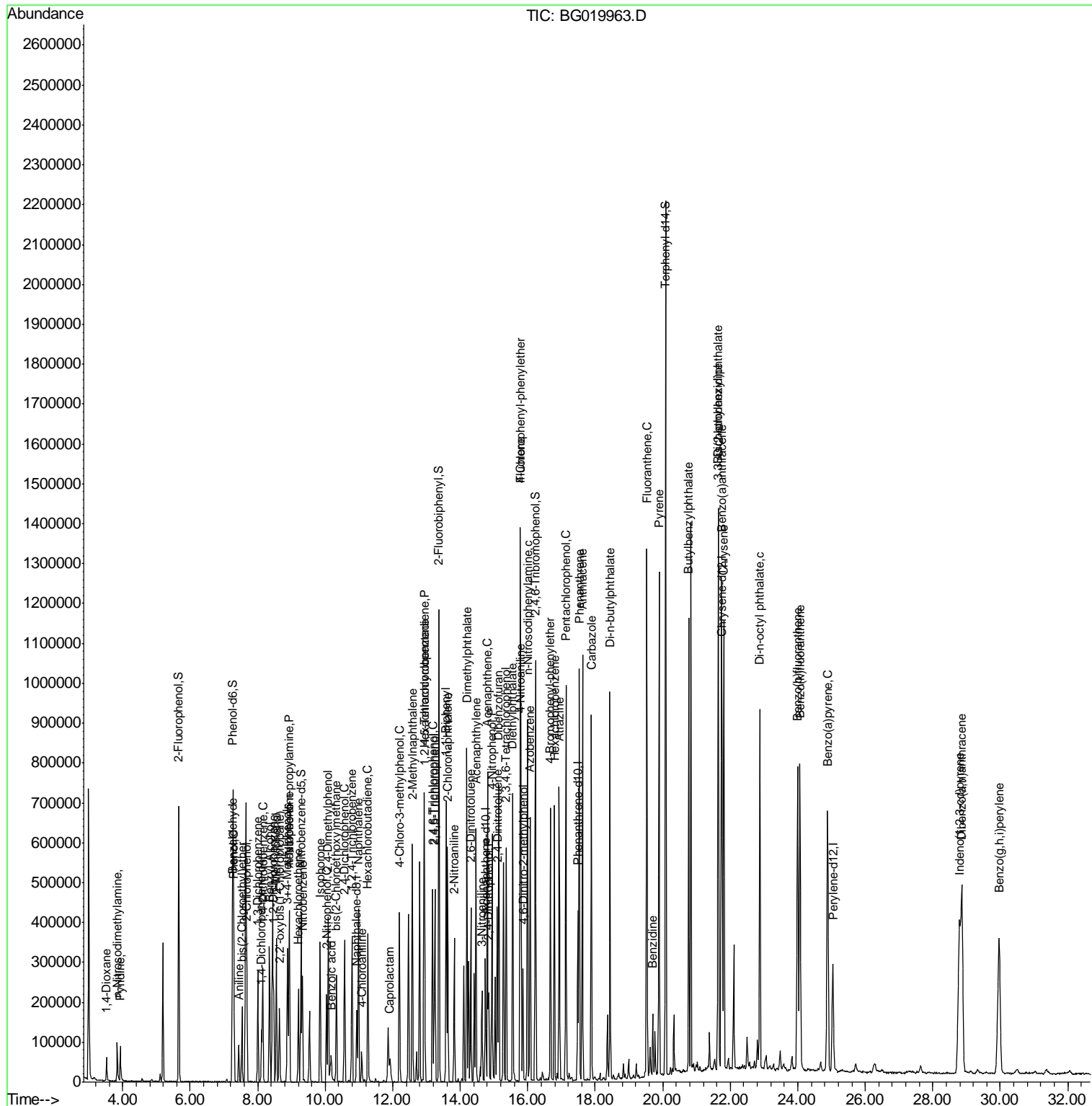
Internal Standards	R.T.	QIon	Response	Conc	Units	Dev(Min)
42) 2,4,6-Trichlorophenol	13.18	196	119801	45.76	ng	100
43) 2,4,5-Trichlorophenol	13.25	196	130446	47.15	ng	94
45) 1,1'-Biphenyl	13.58	154	362982	42.45	ng	99
46) 2-Chloronaphthalene	13.63	162	292485	44.38	ng	96
47) 2-Nitroaniline	13.82	65	109173	52.44	ng	87
48) Acenaphthylene	14.47	152	480528	42.80	ng	99
49) Dimethylphthalate	14.19	163	535998	57.19	ng	99
50) 2,6-Dinitrotoluene	14.31	165	88542	50.25	ng	# 77
51) Acenaphthene	14.81	154	320653	47.07	ng	98
52) 3-Nitroaniline	14.64	138	52252	28.54	ng	# 91
53) 2,4-Dinitrophenol	14.84	184	57123	63.13	ng	# 85
54) Dibenzofuran	15.14	168	479212	47.29	ng	92
55) 4-Nitrophenol	14.94	139	148119	92.90	ng	# 63
56) 2,4-Dinitrotoluene	15.10	165	125265	50.95	ng	# 88
57) Fluorene	15.79	166	391758	43.19	ng	99
58) 2,3,4,6-Tetrachlorophenol	15.36	232	125561	49.04	ng	98
59) Diethylphthalate	15.55	149	414064	40.82	ng	98
60) 4-Chlorophenyl-phenylether	15.78	204	213768	41.05	ng	97
61) 4-Nitroaniline	15.80	138	90573	43.99	ng	# 73
62) Azobenzene	16.07	77	386780	45.83	ng	95
64) 4,6-Dinitro-2-methylphenol	15.86	198	66413	45.59	ng	91
65) n-Nitrosodiphenylamine	15.99	169	351655	46.51	ng	96
66) 4-Bromophenyl-phenylether	16.67	248	139225	42.88	ng	96
67) Hexachlorobenzene	16.79	284	149007	44.06	ng	98
68) Atrazine	16.93	200	148773	45.29	ng	98
69) Pentachlorophenol	17.13	266	186190	94.32	ng	97
70) Phenanthrene	17.53	178	647061	43.77	ng	98
71) Anthracene	17.62	178	661250	43.92	ng	96
72) Carbazole	17.88	167	594739	44.84	ng	97
73) Di-n-butylphthalate	18.44	149	691728	42.54	ng	98
74) Fluoranthene	19.53	202	799575	42.29	ng	96
76) Benzidine	19.71	184	95736	9.37	ng	98
77) Pyrene	19.89	202	813492	44.44	ng	96
79) Butylbenzylphthalate	20.77	149	319851	44.58	ng	98
80) Benzo(a)anthracene	21.74	228	818270	42.96	ng	100
81) 3,3'-Dichlorobenzidine	21.65	252	154962	21.36	ng	99
82) Chrysene	21.81	228	740208	40.93	ng	97
83) Bis(2-ethylhexyl)phthalate	21.64	149	467172	44.37	ng	95
84) Di-n-octyl phthalate	22.88	149	799621	46.71	ng	# 94
85) Indeno(1,2,3-cd)pyrene	28.79	276	896667	45.01	ng	# 100
87) Benzo(b)fluoranthene	24.00	252	785533	41.52	ng	# 95
88) Benzo(k)fluoranthene	24.07	252	760451	40.59	ng	# 94
89) Benzo(a)pyrene	24.89	252	752929	41.92	ng	# 97
90) Dibenzo(a,h)anthracene	28.86	278	750469	42.29	ng	# 92
91) Benzo(g,h,i)perylene	29.97	276	724783	41.60	ng	# 93

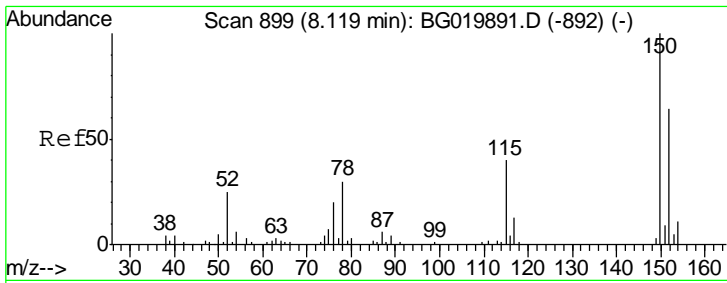
(#) = qualifier out of range (m) = manual integration (+) = signals summed

Data Path : Z:\HPCHEM1\BNA_G\DATA\BG120615\
 Data File : BG019963.D
 Acq On : 6 Dec 2015 12:33
 Operator : UM/NP
 Sample : G4650-13MS
 Misc :
 ALS Vial : 5 Sample Multiplier: 1

Instrument :
 BNA_G
 Client Sample Id :
 COFF(0-2)-2MS

Quant Time: Dec 07 03:16:36 2015
 Quant Method : Z:\HPCHEM1\BNA_G\METHODS\8270-BG120215.M
 Quant Title : ASP BNA STANDARDS FOR 5 POINT CALIBRATION
 QLast Update : Wed Dec 02 18:50:01 2015
 Response via : Initial Calibration

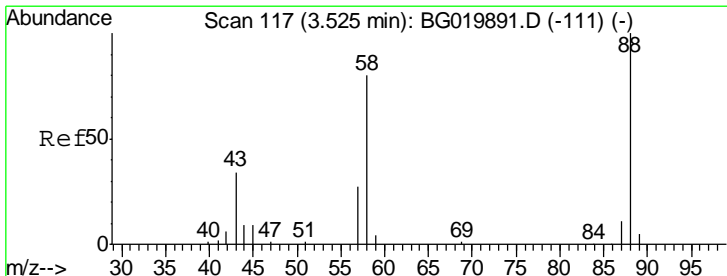
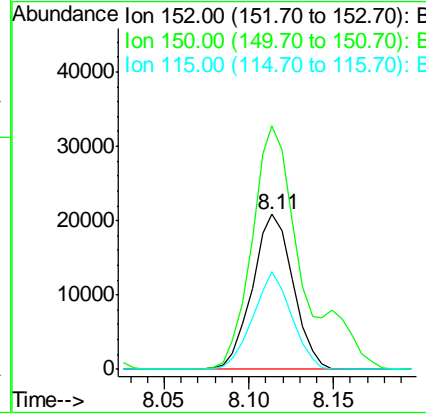
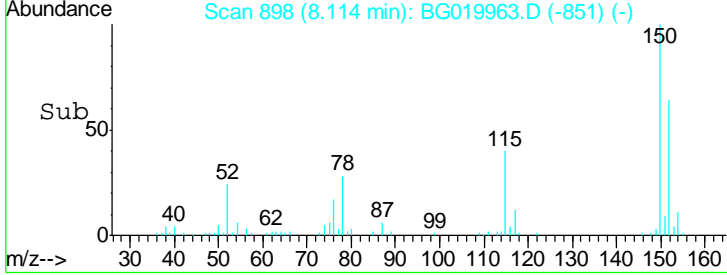
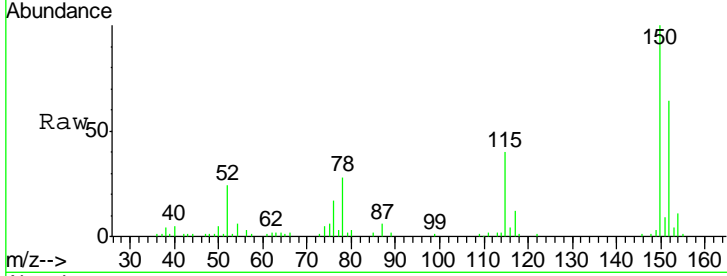




#1
 1,4-Dichlorobenzene-d4
 Concen: 20.00 ng
 RT: 8.11 min Scan# 898
 Delta R.T. -0.02 min
 Lab File: BG019963.D
 Acq: 6 Dec 2015 12:33

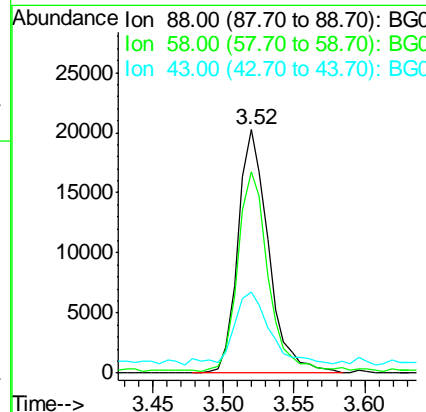
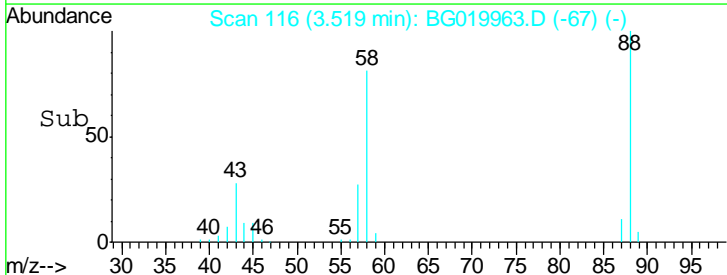
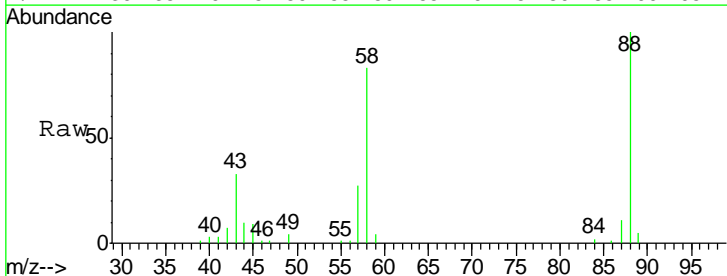
Instrument :
 BNA_G
ClientSampled :
 COFF(0-2)-2MS

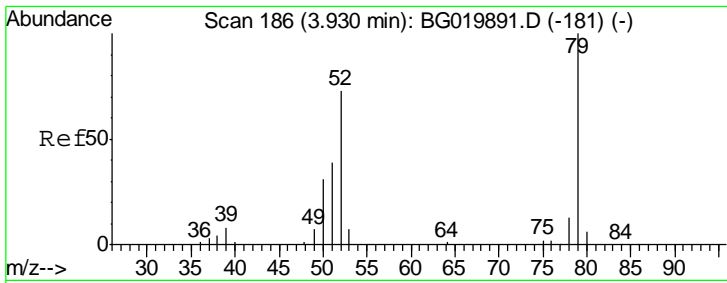
Tgt Ion	Resp	Lower	Upper
152	34778		
152	100		
150	157.3	115.0	172.4
115	63.1	43.9	65.9



#2
 1,4-Dioxane
 Concen: 40.81 ng
 RT: 3.52 min Scan# 116
 Delta R.T. -0.01 min
 Lab File: BG019963.D
 Acq: 6 Dec 2015 12:33

Tgt Ion	Resp	Lower	Upper
88	30592		
88	100		
58	81.5	0.0	0.0#
43	36.8	0.0	0.0#

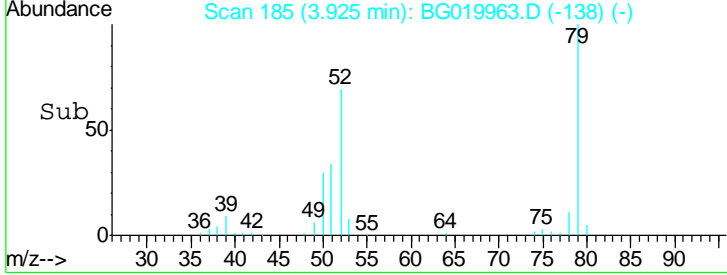
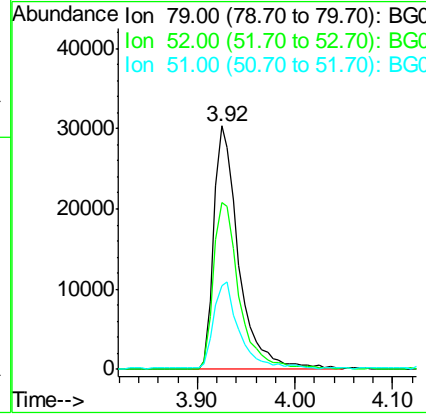
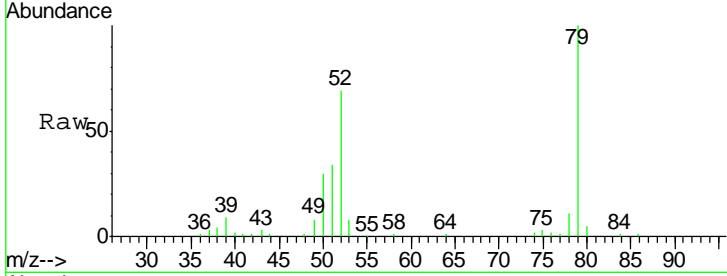




#3
 Pyridine
 Concen: 23.74 ng
 RT: 3.92 min Scan# 185
 Delta R.T. -0.02 min
 Lab File: BG019963.D
 Acq: 6 Dec 2015 12:33

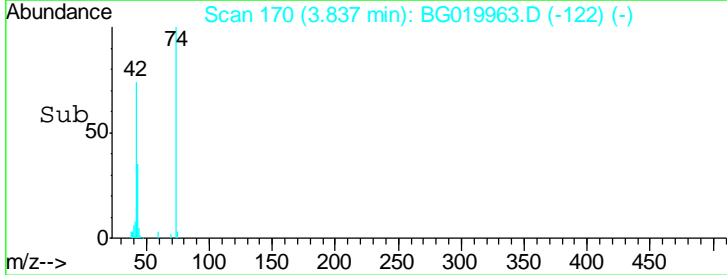
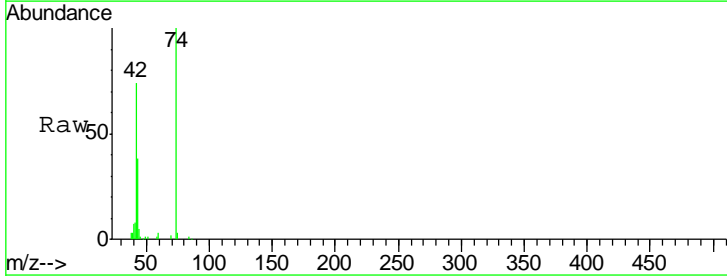
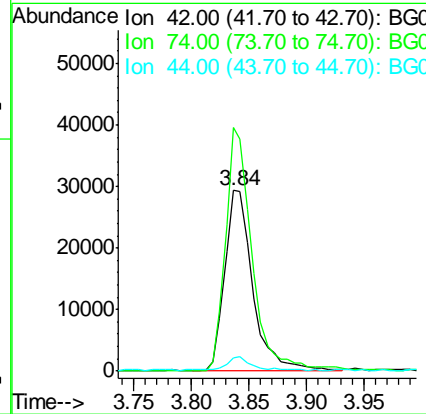
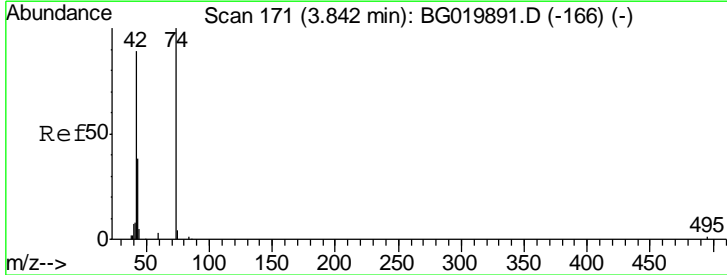
Instrument :
 BNA_G
 ClientSampleId :
 COFF(0-2)-2MS

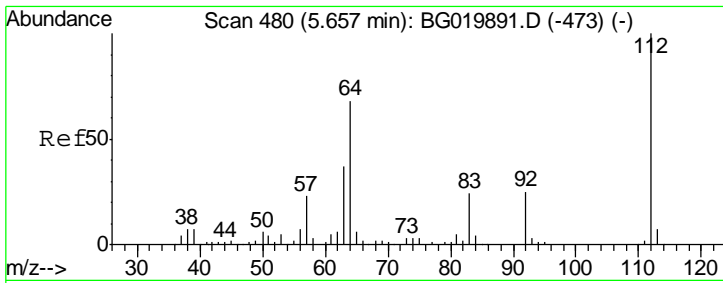
Tgt Ion	Resp	Lower	Upper
79	100		
52	68.6	50.3	75.5
51	34.3	24.8	37.2



#4
 n-Nitrosodimethylamine
 Concen: 41.53 ng
 RT: 3.84 min Scan# 170
 Delta R.T. -0.02 min
 Lab File: BG019963.D
 Acq: 6 Dec 2015 12:33

Tgt Ion	Resp	Lower	Upper
42	100		
74	134.8	113.9	170.9
44	7.4	5.7	8.5

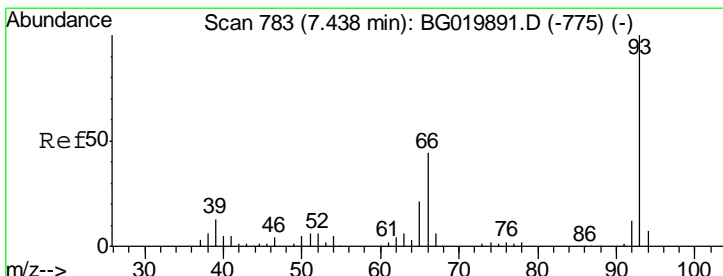
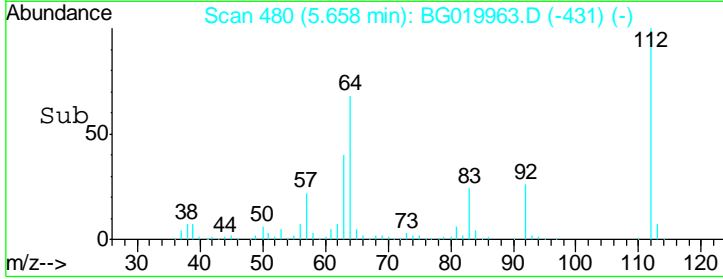
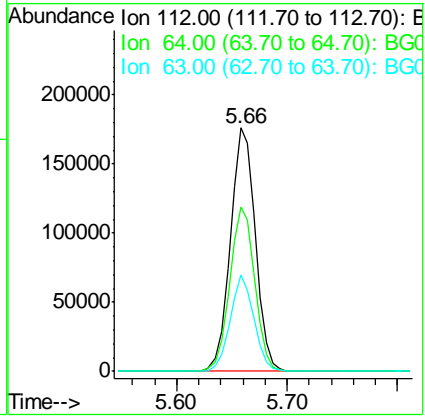
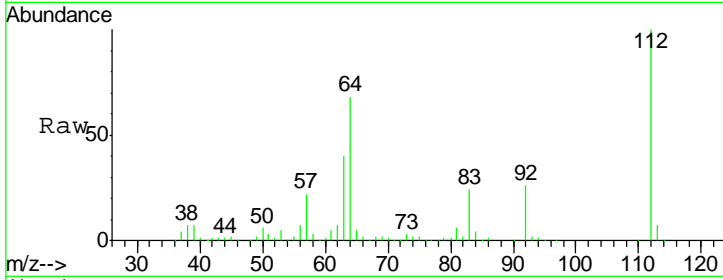




#5
 2-Fluorophenol
 Concen: 144.58 ng
 RT: 5.66 min Scan# 480
 Delta R.T. -0.01 min
 Lab File: BG019963.D
 Acq: 6 Dec 2015 12:33

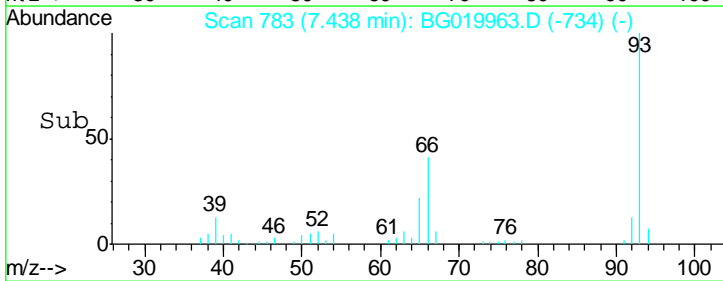
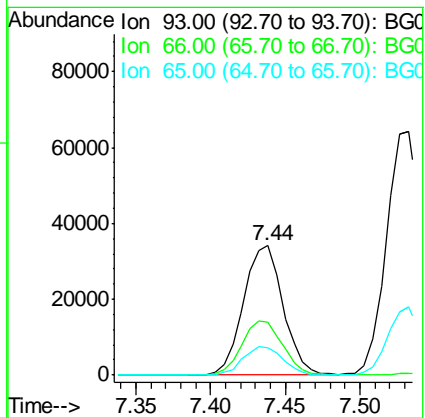
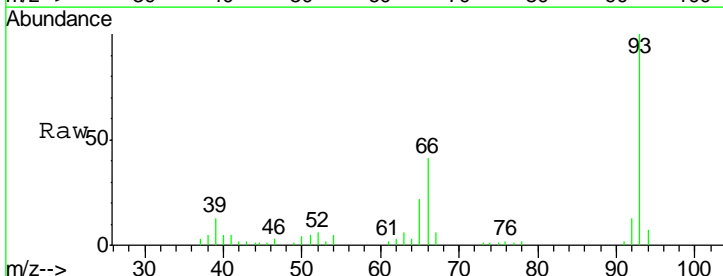
Instrument :
 BNA_G
ClientSampleId :
 COFF(0-2)-2MS

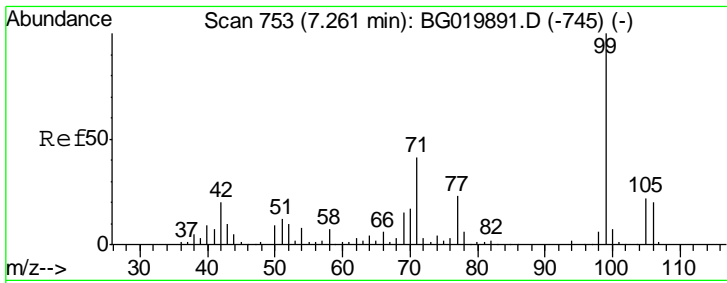
Tgt Ion	Resp	Lower	Upper
112	100		
64	67.6	43.7	65.5#
63	39.5	24.0	36.0#



#6
 Aniline
 Concen: 16.62 ng
 RT: 7.44 min Scan# 783
 Delta R.T. -0.01 min
 Lab File: BG019963.D
 Acq: 6 Dec 2015 12:33

Tgt Ion	Resp	Lower	Upper
93	100		
66	40.8	26.2	39.2#
65	21.5	14.0	21.0#

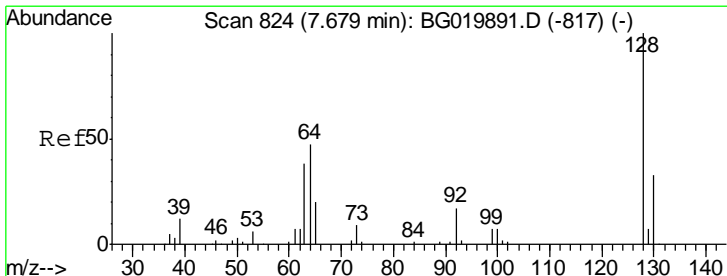
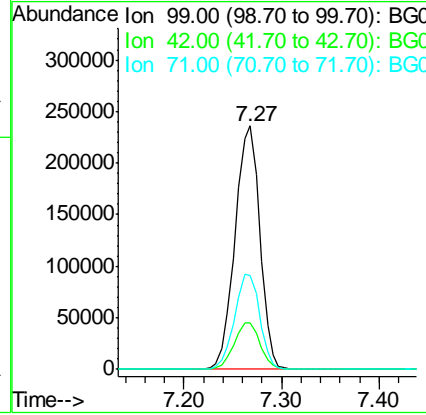
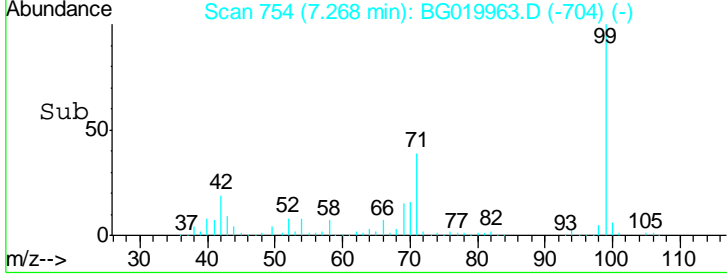
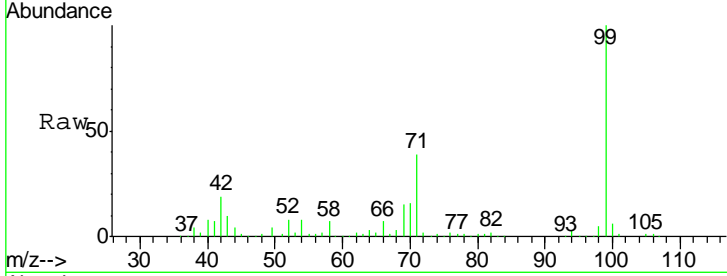




#7
 Phenol-d6
 Concen: 143.61 ng
 RT: 7.27 min Scan# 754
 Delta R.T. -0.01 min
 Lab File: BG019963.D
 Acq: 6 Dec 2015 12:33

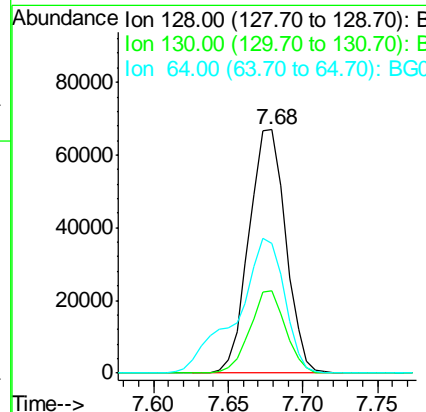
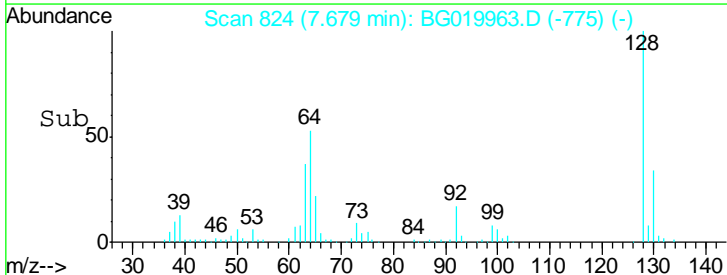
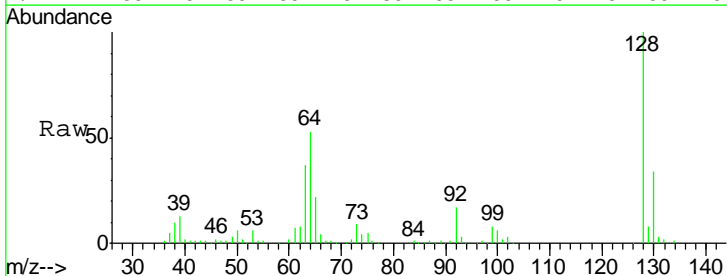
Instrument :
 BNA_G
 ClientSampleId :
 COFF(0-2)-2MS

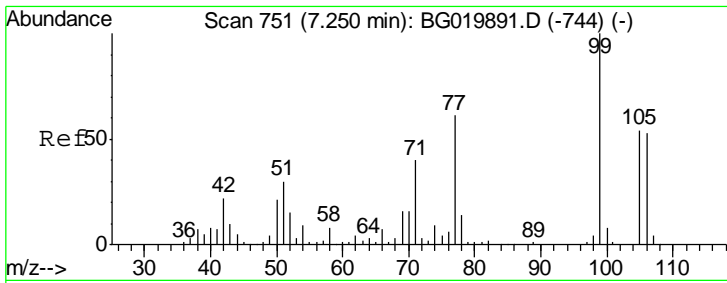
Tgt Ion	Resp	Lower	Upper
99	417238		
42	19.2	11.5	17.3#
71	38.6	22.6	34.0#



#8
 2-Chlorophenol
 Concen: 48.51 ng
 RT: 7.68 min Scan# 824
 Delta R.T. -0.01 min
 Lab File: BG019963.D
 Acq: 6 Dec 2015 12:33

Tgt Ion	Resp	Lower	Upper
128	113822		
130	33.8	13.0	53.0
64	53.2	28.2	68.2

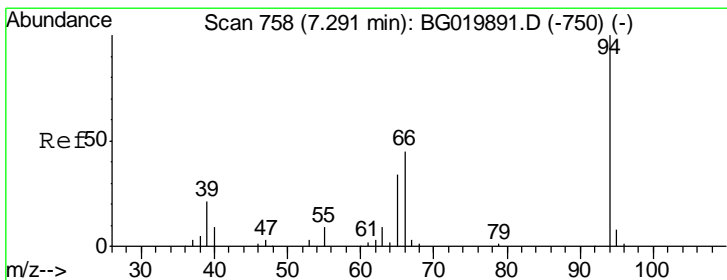
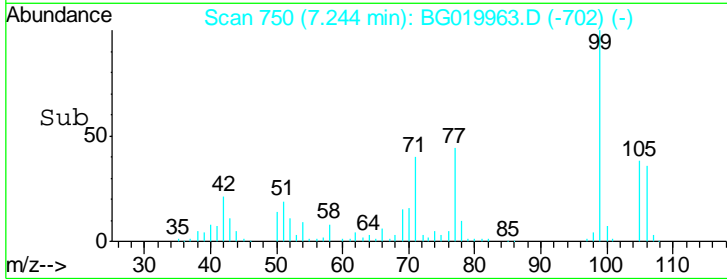
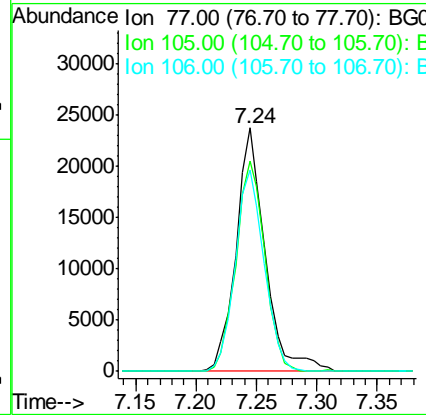
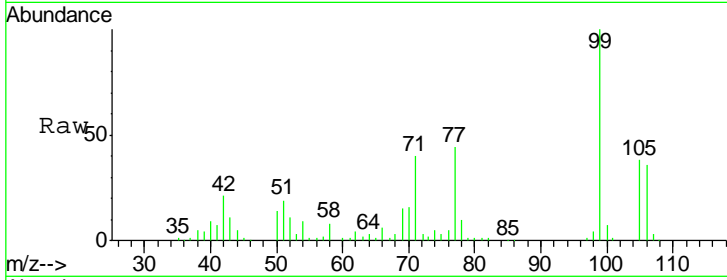




#9
Benzaldehyde
Concen: 20.56 ng
RT: 7.24 min Scan# 750
Delta R.T. -0.02 min
Lab File: BG019963.D
Acq: 6 Dec 2015 12:33

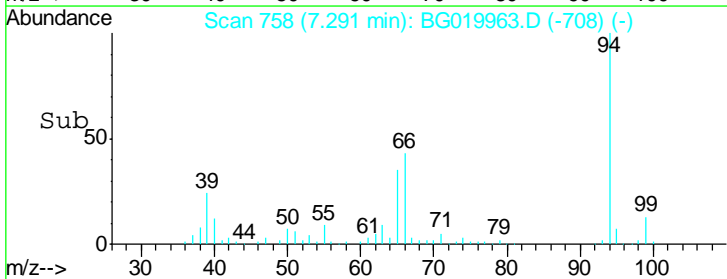
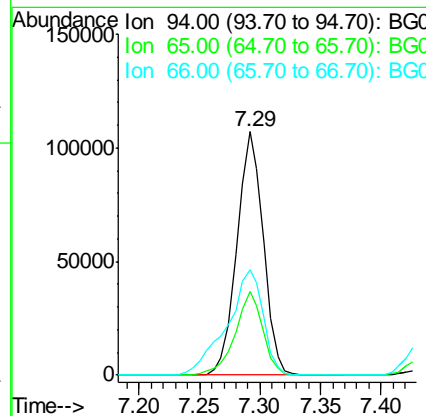
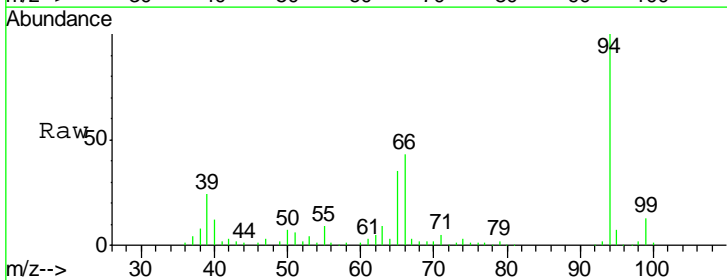
Instrument :
BNA_G
ClientSampleId :
COFF(0-2)-2MS

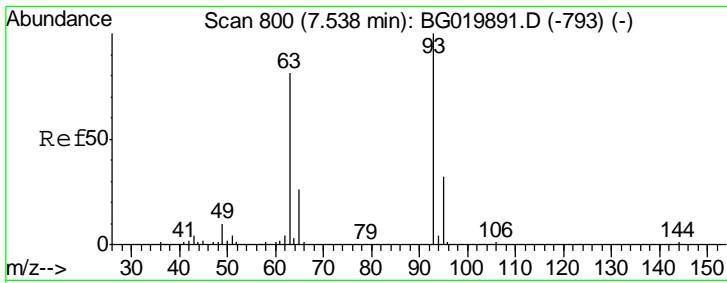
Tgt Ion: 77 Resp: 39834
Ion Ratio Lower Upper
77 100
105 86.6 77.7 117.7
106 82.5 75.8 115.8



#10
Phenol
Concen: 53.37 ng
RT: 7.29 min Scan# 758
Delta R.T. -0.01 min
Lab File: BG019963.D
Acq: 6 Dec 2015 12:33

Tgt Ion: 94 Resp: 163203
Ion Ratio Lower Upper
94 100
65 34.5 5.4 45.4
66 43.2 11.8 51.8

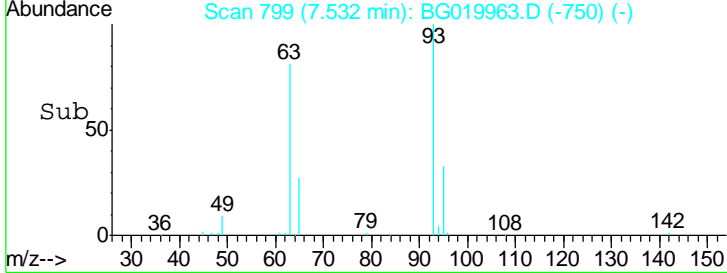
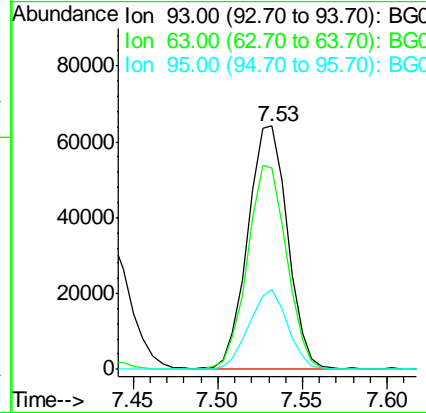
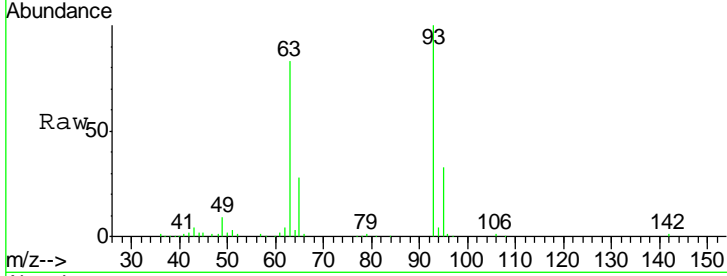




#11
 bis(2-Chloroethyl)ether
 Concen: 46.19 ng
 RT: 7.53 min Scan# 799
 Delta R.T. -0.01 min
 Lab File: BG019963.D
 Acq: 6 Dec 2015 12:33

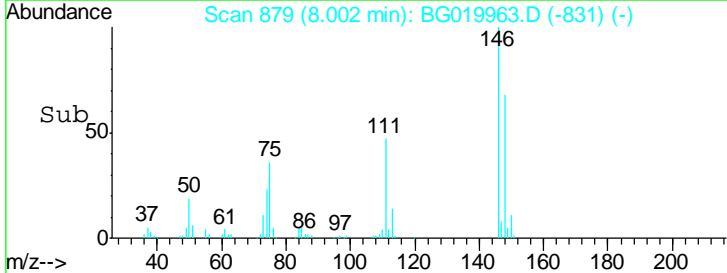
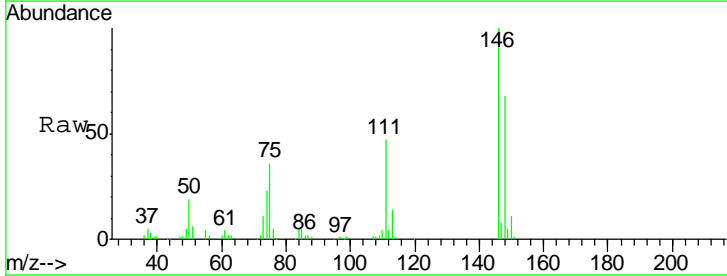
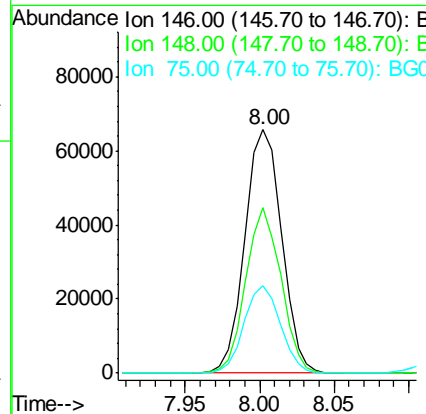
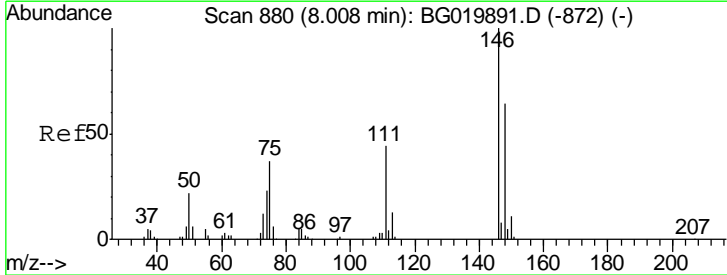
Instrument :
 BNA_G
ClientSampleId :
 COFF(0-2)-2MS

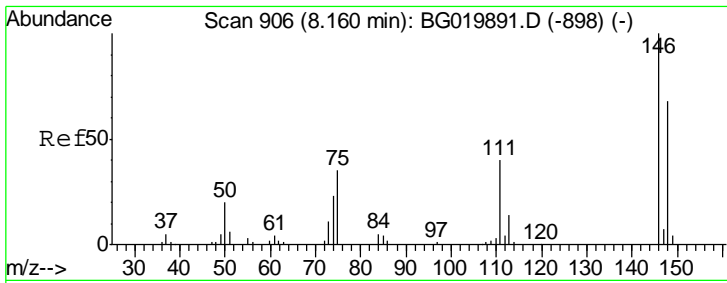
Tgt Ion	Resp	Lower	Upper
93	104593		
63	82.6	50.5	90.5
95	32.7	12.2	52.2



#12
 1,3-Dichlorobenzene
 Concen: 42.14 ng
 RT: 8.00 min Scan# 879
 Delta R.T. -0.02 min
 Lab File: BG019963.D
 Acq: 6 Dec 2015 12:33

Tgt Ion	Resp	Lower	Upper
146	112069		
148	68.0	53.4	80.0
75	36.0	21.1	31.7#

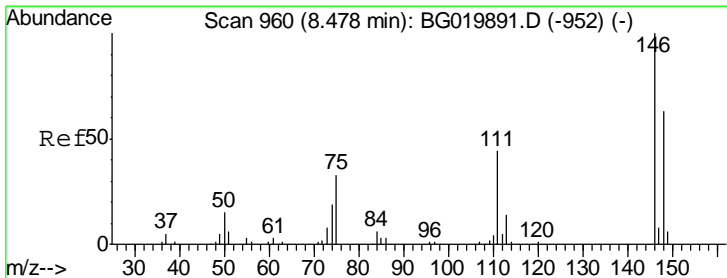
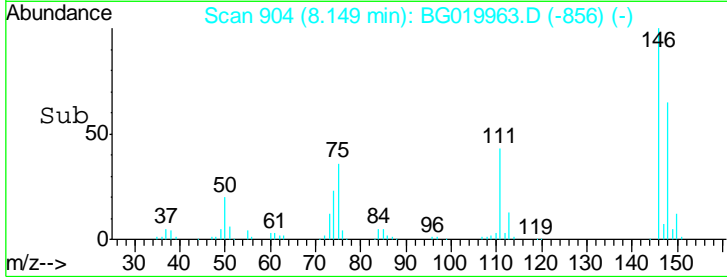
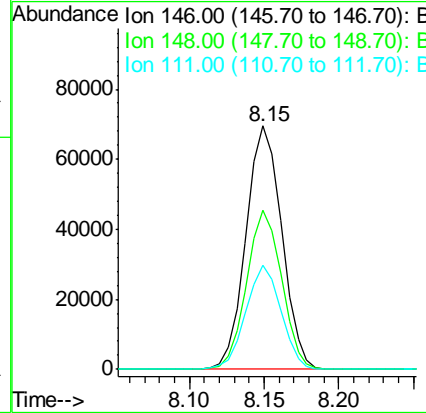
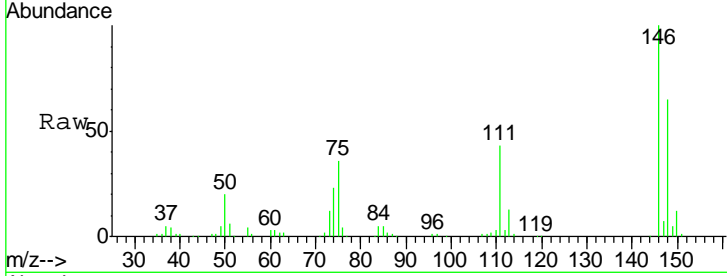




#13
 1,4-Dichlorobenzene
 Concen: 41.98 ng
 RT: 8.15 min Scan# 904
 Delta R.T. -0.02 min
 Lab File: BG019963.D
 Acq: 6 Dec 2015 12:33

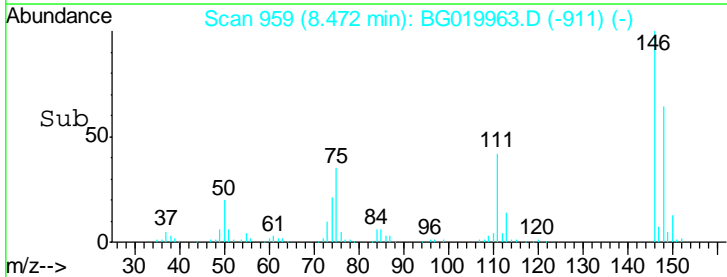
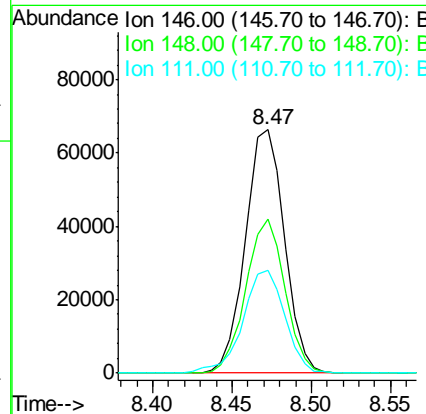
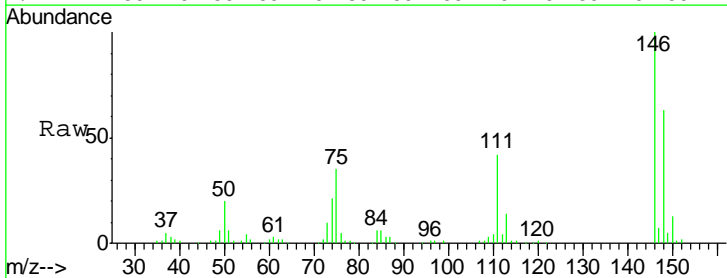
Instrument :
 BNA_G
ClientSampleId :
 COFF(0-2)-2MS

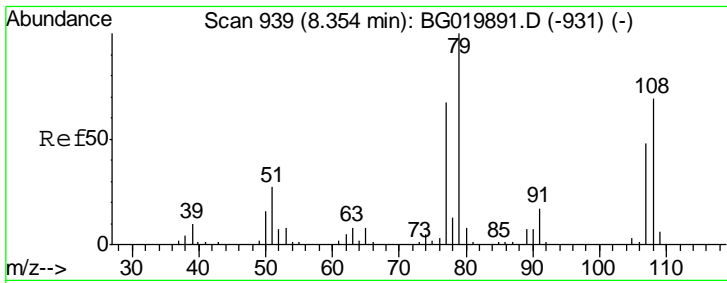
Tgt Ion	Resp	Lower	Upper
146	115317		
148	65.2	52.5	78.7
111	43.0	28.3	42.5#



#14
 1,2-Dichlorobenzene
 Concen: 43.45 ng
 RT: 8.47 min Scan# 959
 Delta R.T. -0.02 min
 Lab File: BG019963.D
 Acq: 6 Dec 2015 12:33

Tgt Ion	Resp	Lower	Upper
146	113832		
148	63.5	52.5	78.7
111	42.1	29.9	44.9

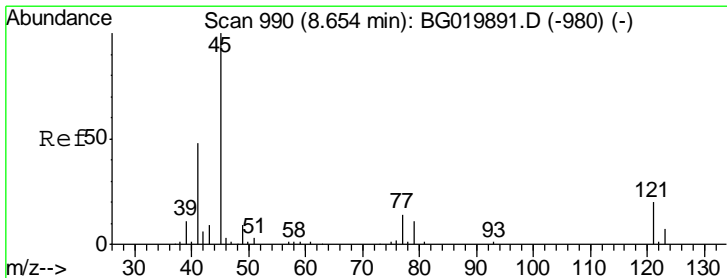
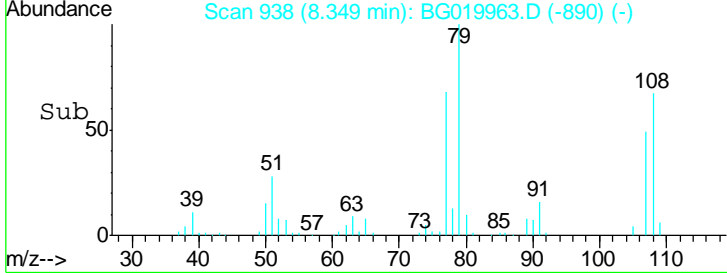
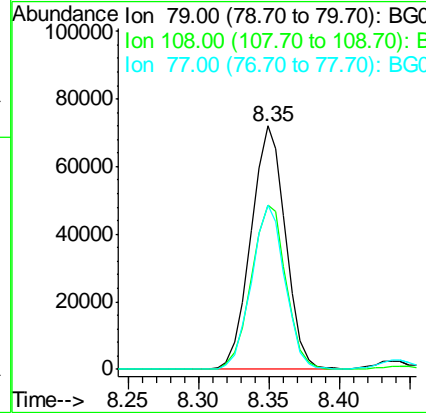
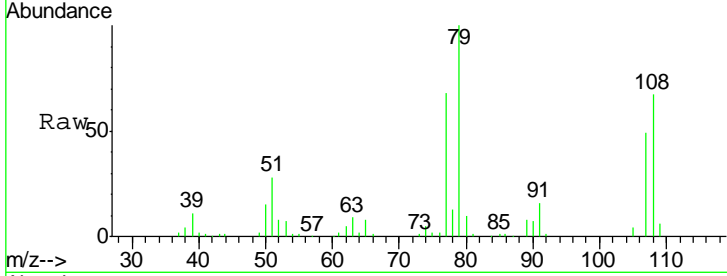




#15
 Benzyl Alcohol
 Concen: 48.28 ng
 RT: 8.35 min Scan# 938
 Delta R.T. -0.02 min
 Lab File: BG019963.D
 Acq: 6 Dec 2015 12:33

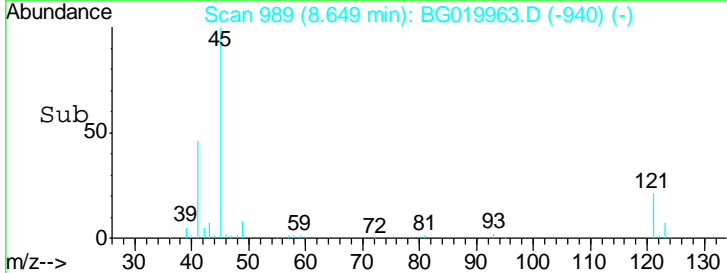
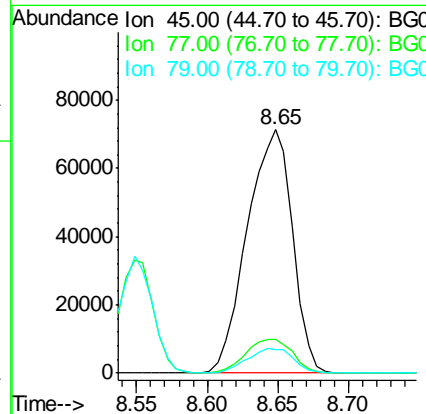
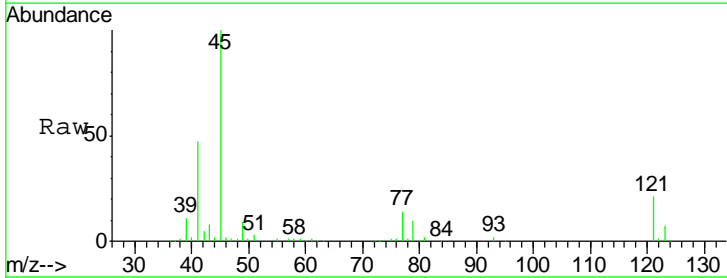
Instrument :
 BNA_G
 ClientSampleId :
 COFF(0-2)-2MS

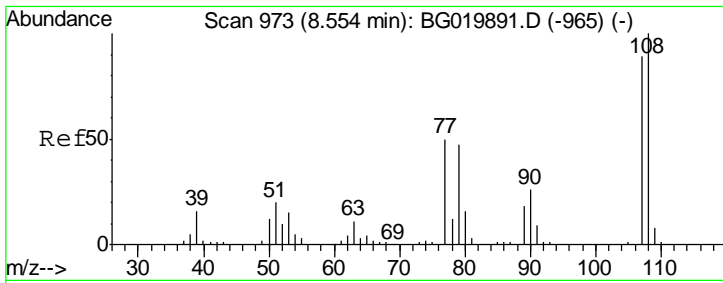
Tgt Ion	Resp	Lower	Upper
79	100		
108	67.3	65.5	98.3
77	67.5	51.3	76.9



#16
 2,2'-oxybis(1-Chloropropane)
 Concen: 43.26 ng
 RT: 8.65 min Scan# 989
 Delta R.T. -0.01 min
 Lab File: BG019963.D
 Acq: 6 Dec 2015 12:33

Tgt Ion	Resp	Lower	Upper
45	100		
77	13.9	0.0	37.0
79	9.6	0.0	33.8

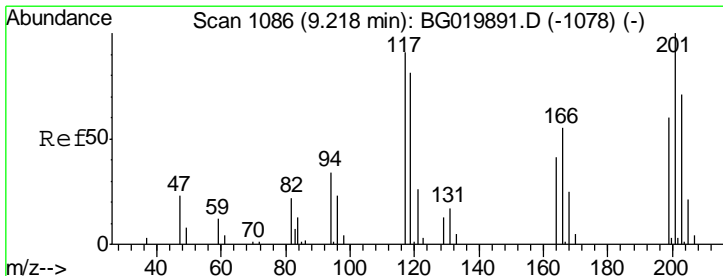
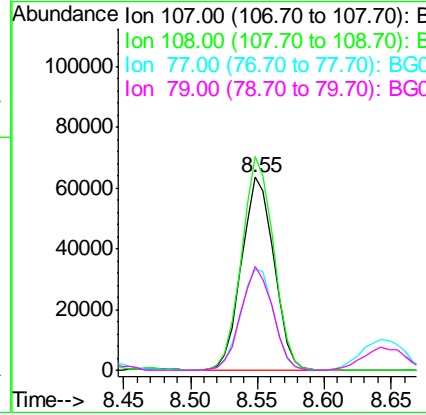
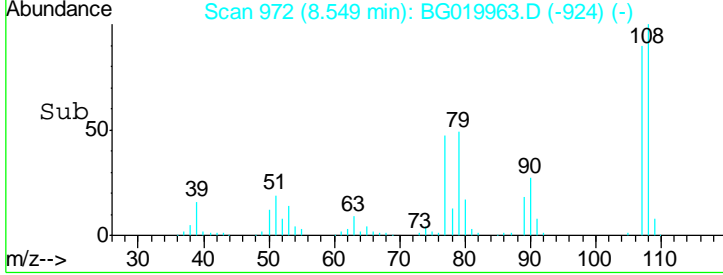
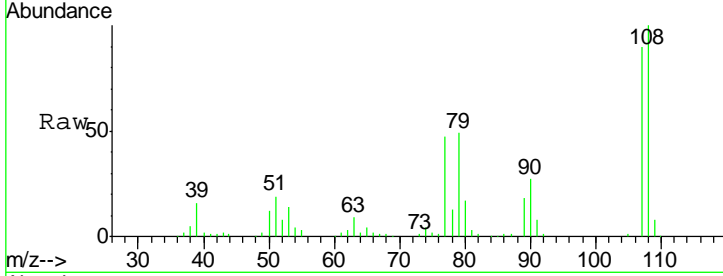




#17
 2-Methylphenol
 Concen: 49.36 ng
 RT: 8.55 min Scan# 972
 Delta R.T. -0.02 min
 Lab File: BG019963.D
 Acq: 6 Dec 2015 12:33

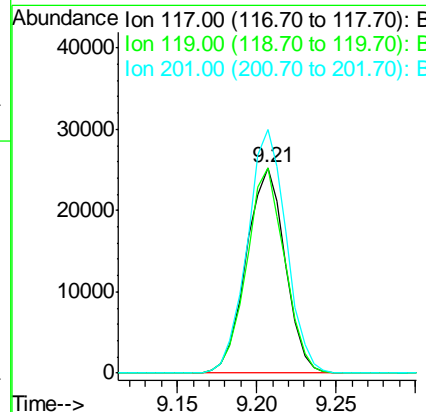
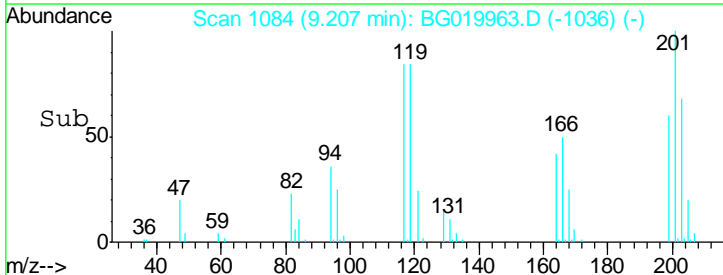
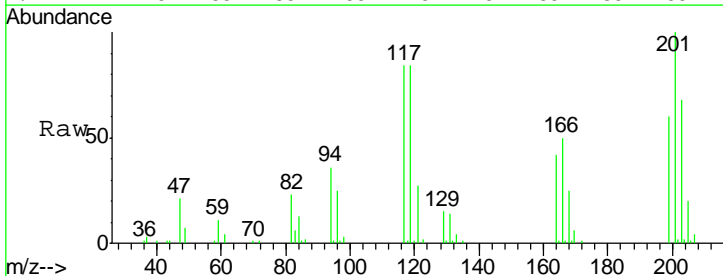
Instrument :
 BNA_G
 ClientSampleId :
 COFF(0-2)-2MS

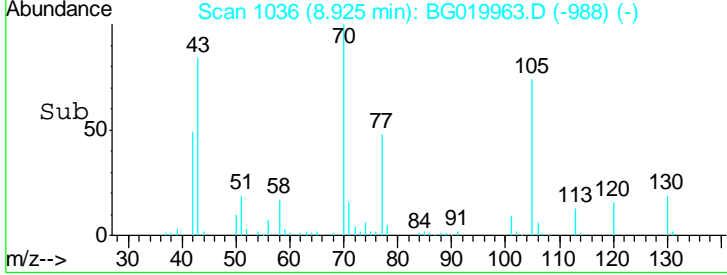
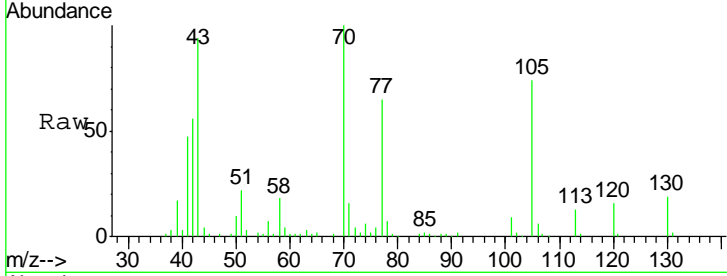
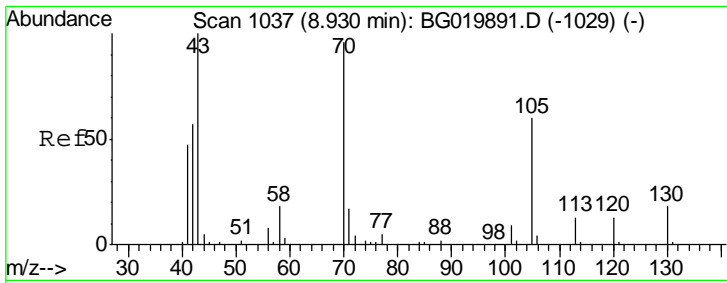
Tgt Ion	Resp	Lower	Upper
107	106544		
108	110.7	86.5	129.7
77	52.1	34.6	51.8#
79	53.9	32.3	48.5#



#18
 Hexachloroethane
 Concen: 41.76 ng
 RT: 9.21 min Scan# 1084
 Delta R.T. -0.02 min
 Lab File: BG019963.D
 Acq: 6 Dec 2015 12:33

Tgt Ion	Resp	Lower	Upper
117	42953		
119	99.9	71.7	107.5
201	121.5	90.9	136.3



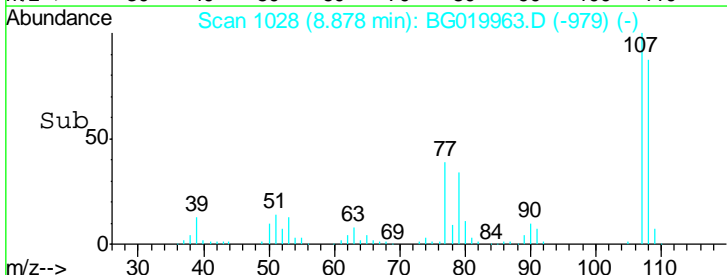
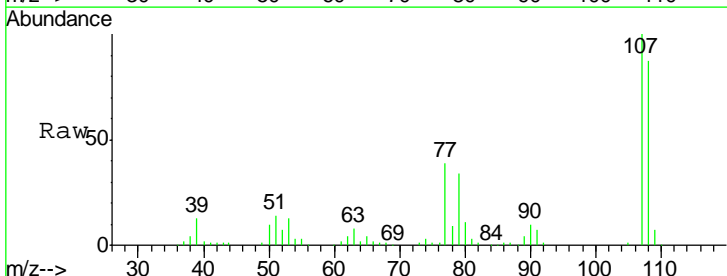
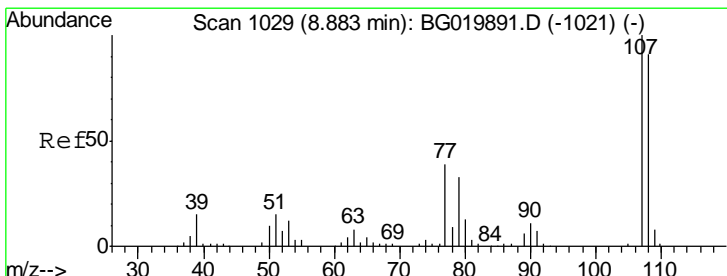
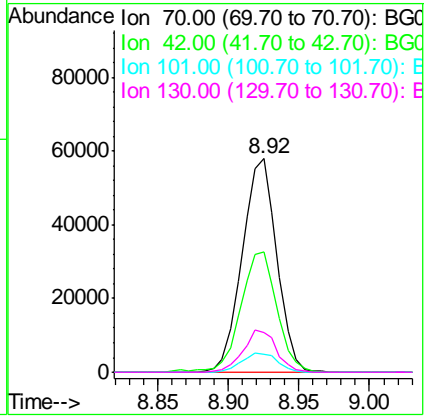


#19
 n-Nitroso-di-n-propylamine
 Concen: 43.38 ng
 RT: 8.92 min Scan# 1036
 Delta R.T. -0.02 min
 Lab File: BG019963.D
 Acq: 6 Dec 2015 12:33

Instrument :
 BNA_G
ClientSampleId :
 COFF(0-2)-2MS

Tgt Ion: 70 Resp: 99399

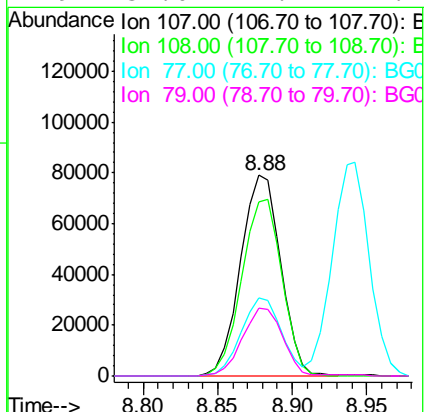
Ion	Ratio	Lower	Upper
70	100		
42	56.1	40.6	60.8
101	8.6	8.6	13.0
130	18.8	17.0	25.6

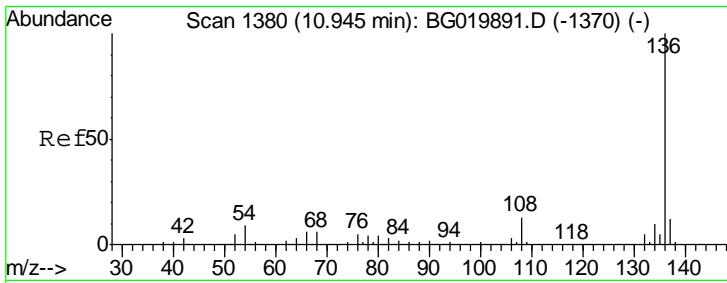


#20
 3+4-Methylphenols
 Concen: 48.64 ng
 RT: 8.88 min Scan# 1028
 Delta R.T. -0.01 min
 Lab File: BG019963.D
 Acq: 6 Dec 2015 12:33

Tgt Ion: 107 Resp: 147855

Ion	Ratio	Lower	Upper
107	100		
108	87.1	72.2	112.2
77	38.8	13.4	53.4
79	34.0	7.2	47.2

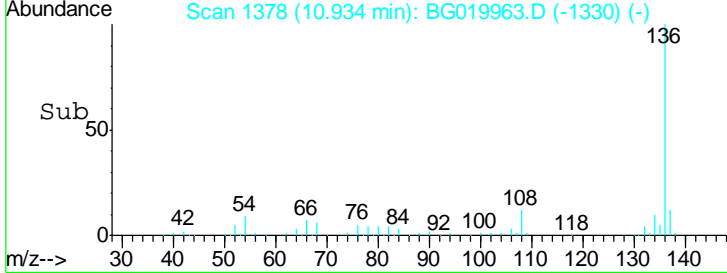
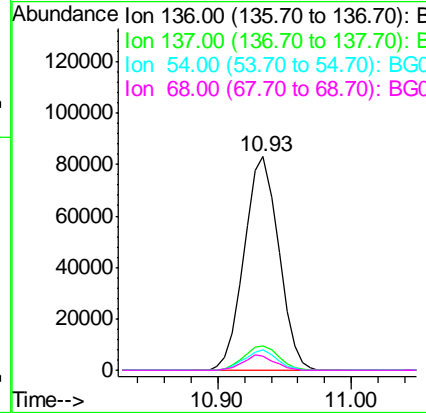
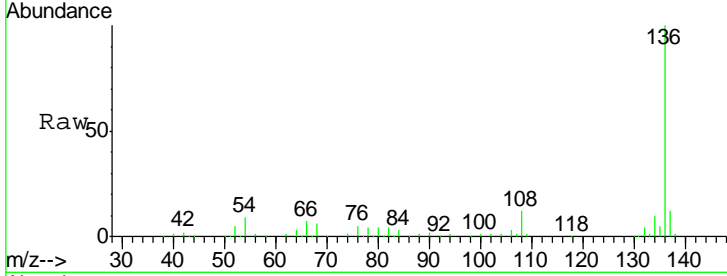




#21
 Naphthalene-d8
 Concen: 20.00 ng
 RT: 10.93 min Scan# 1378
 Delta R.T. -0.02 min
 Lab File: BG019963.D
 Acq: 6 Dec 2015 12:33

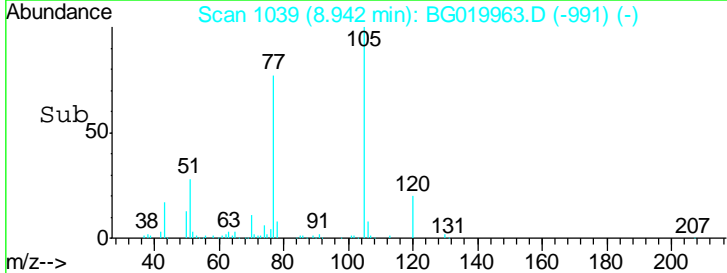
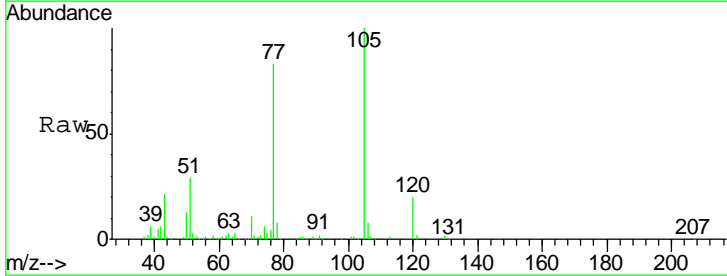
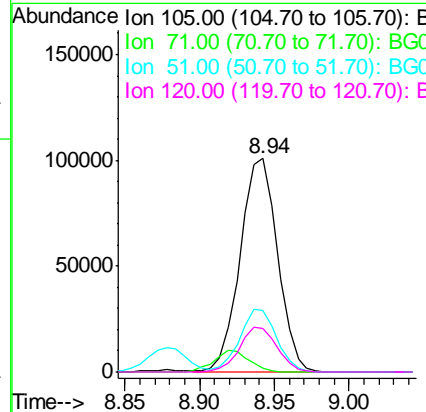
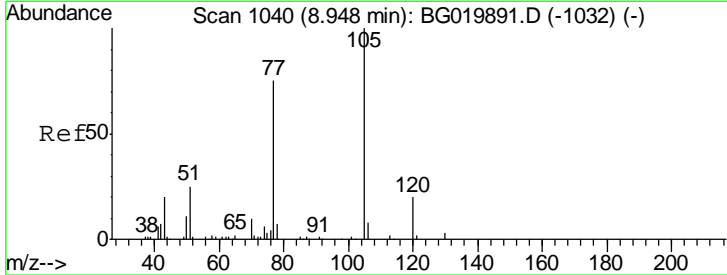
Instrument :
 BNA_G
 ClientSampleId :
 COFF(0-2)-2MS

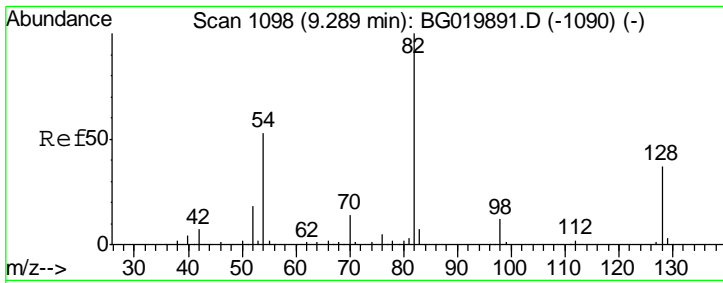
Tgt Ion	Resp	Lower	Upper
136	148643		
137	11.6	8.6	12.8
54	9.4	5.4	8.2#
68	6.4	5.3	7.9



#22
 Acetophenone
 Concen: 43.14 ng
 RT: 8.94 min Scan# 1039
 Delta R.T. -0.02 min
 Lab File: BG019963.D
 Acq: 6 Dec 2015 12:33

Tgt Ion	Resp	Lower	Upper
105	175761		
71	2.0	2.1	3.1#
51	28.7	17.8	26.8#
120	20.2	17.7	26.5

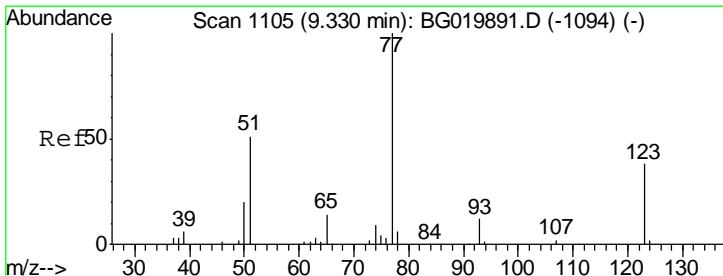
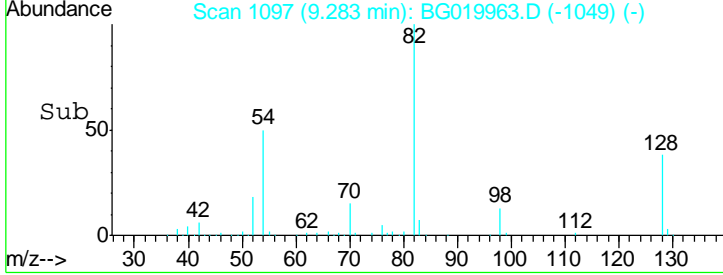
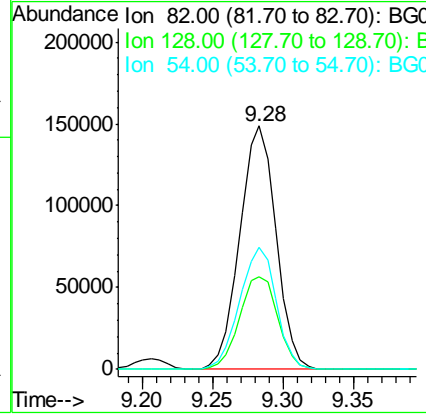
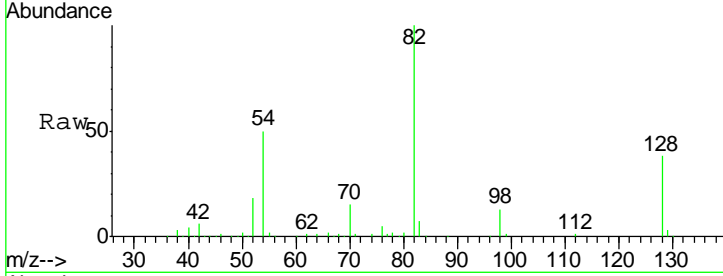




#23
 Nitrobenzene-d5
 Concen: 91.64 ng
 RT: 9.28 min Scan# 1097
 Delta R.T. -0.02 min
 Lab File: BG019963.D
 Acq: 6 Dec 2015 12:33

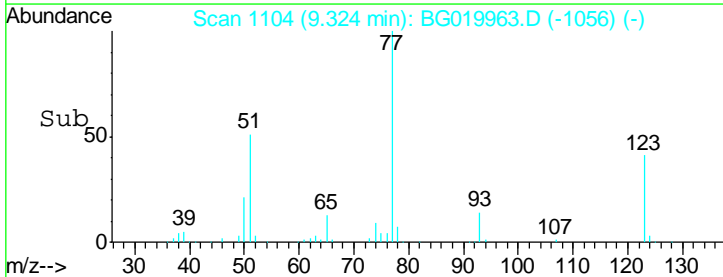
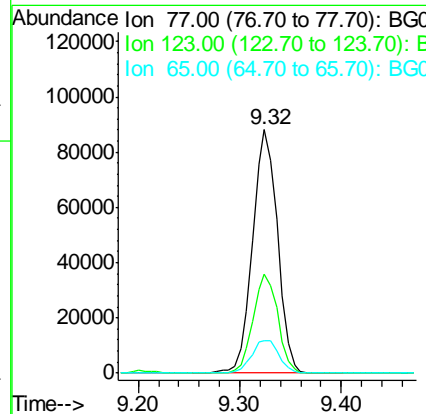
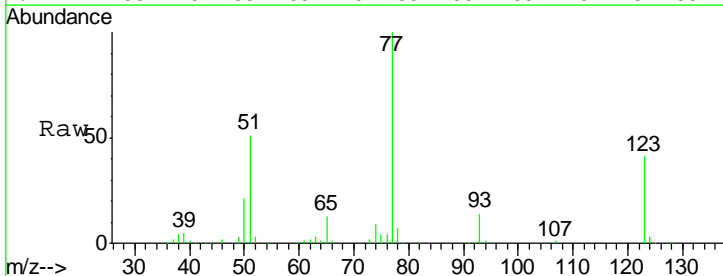
Instrument :
 BNA_G
ClientSampleId :
 COFF(0-2)-2MS

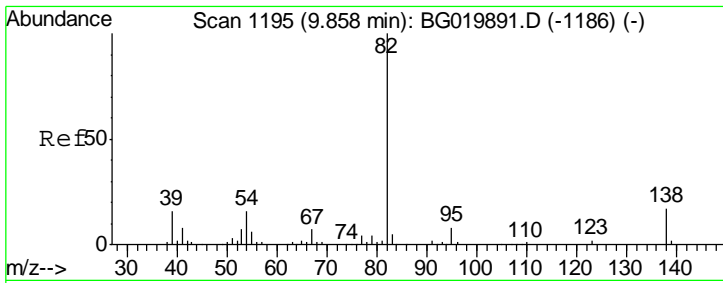
Tgt Ion	Resp	Lower	Upper
82	266916		
128	38.2	36.7	55.1
54	50.1	33.8	50.8



#24
 Nitrobenzene
 Concen: 47.38 ng
 RT: 9.32 min Scan# 1104
 Delta R.T. -0.02 min
 Lab File: BG019963.D
 Acq: 6 Dec 2015 12:33

Tgt Ion	Resp	Lower	Upper
77	149699		
123	40.6	38.2	57.2
65	13.5	10.6	16.0

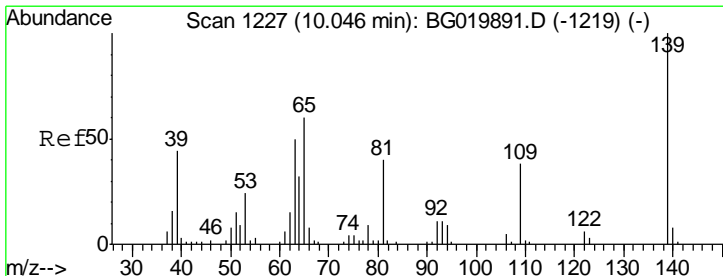
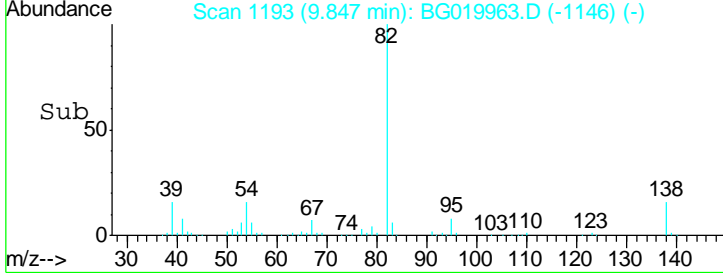
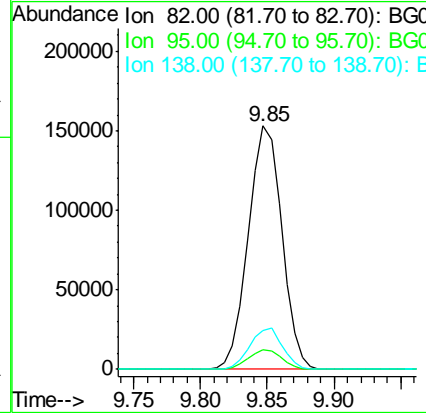
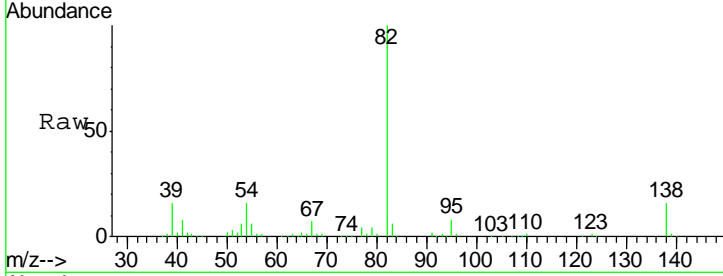




#25
 Isophorone
 Concen: 42.62 ng
 RT: 9.85 min Scan# 1193
 Delta R.T. -0.02 min
 Lab File: BG019963.D
 Acq: 6 Dec 2015 12:33

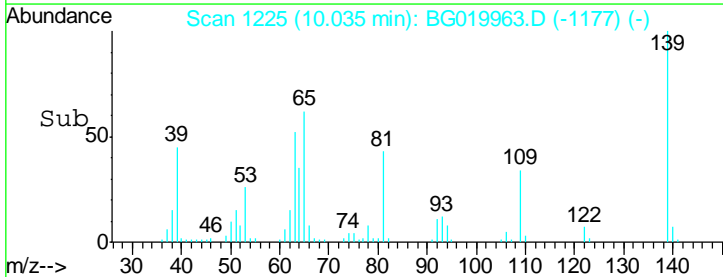
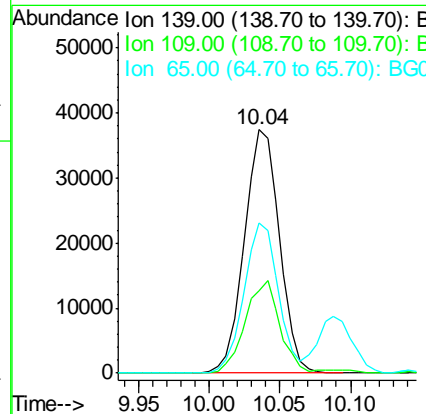
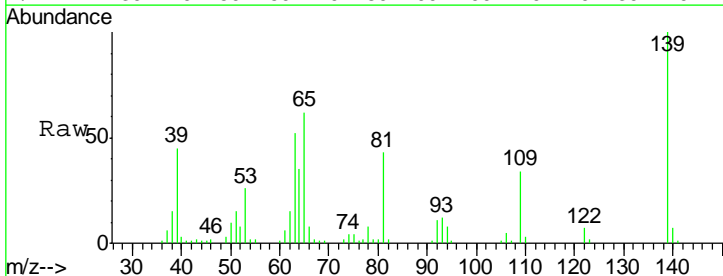
Instrument :
 BNA_G
 ClientSampleId :
 COFF(0-2)-2MS

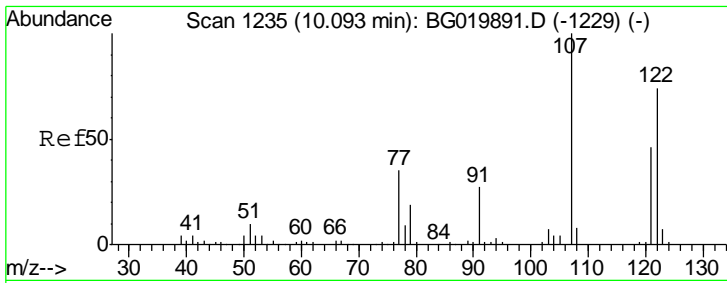
Tgt Ion	Resp	Lower	Upper
82	100		
95	7.8	5.2	7.8#
138	16.2	14.4	21.6



#26
 2-Nitrophenol
 Concen: 53.48 ng
 RT: 10.04 min Scan# 1225
 Delta R.T. -0.02 min
 Lab File: BG019963.D
 Acq: 6 Dec 2015 12:33

Tgt Ion	Resp	Lower	Upper
139	100		
109	33.8	20.1	30.1#
65	61.6	34.1	51.1#

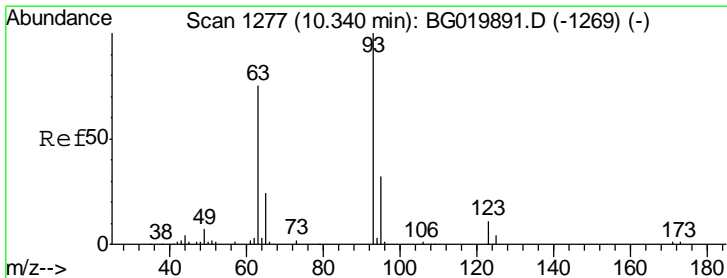
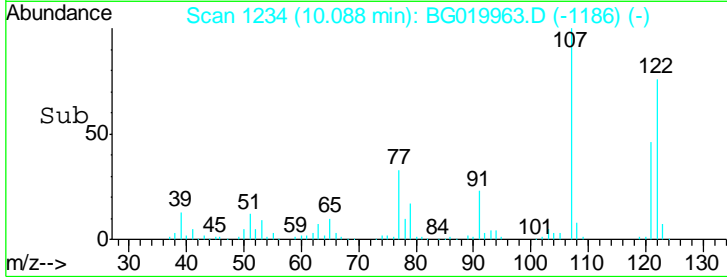
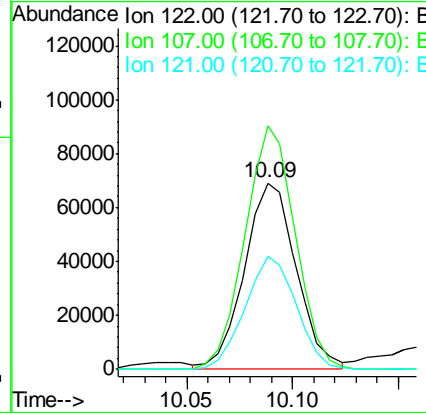
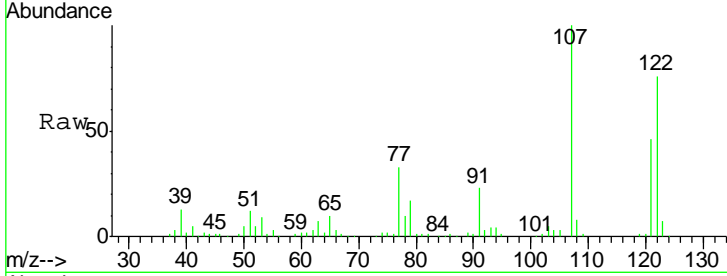




#27
 2,4-Dimethylphenol
 Concen: 46.27 ng
 RT: 10.09 min Scan# 1234
 Delta R.T. -0.02 min
 Lab File: BG019963.D
 Acq: 6 Dec 2015 12:33

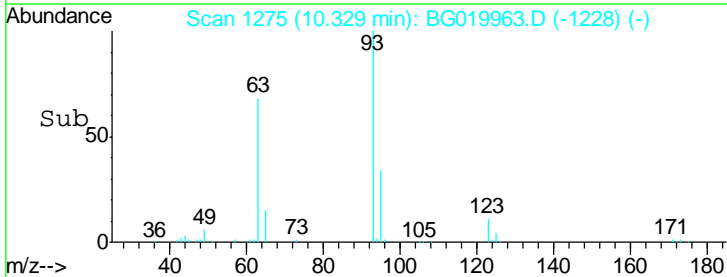
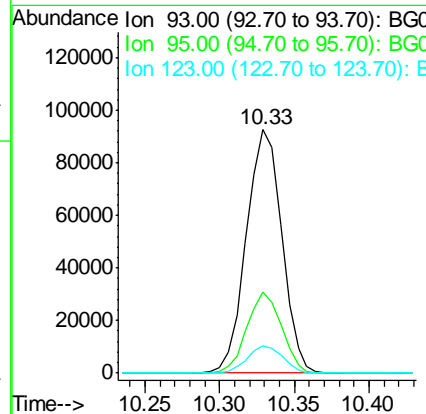
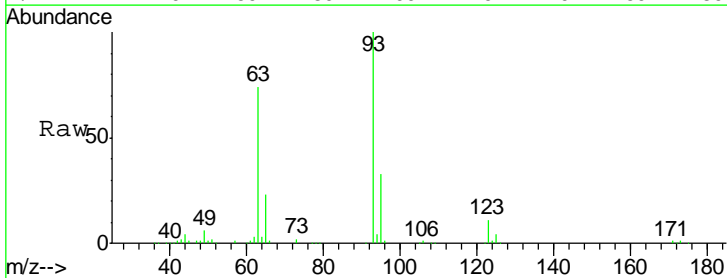
Instrument :
 BNA_G
 ClientSampleId :
 COFF(0-2)-2MS

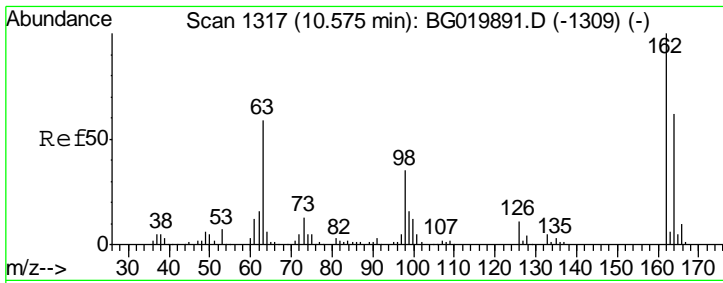
Tgt Ion	Resp	Lower	Upper
122	117560		
107	130.8	91.6	137.4
121	60.5	47.3	70.9



#28
 bis(2-Chloroethoxy)methane
 Concen: 49.82 ng
 RT: 10.33 min Scan# 1275
 Delta R.T. -0.02 min
 Lab File: BG019963.D
 Acq: 6 Dec 2015 12:33

Tgt Ion	Resp	Lower	Upper
93	152009		
95	33.4	25.7	38.5
123	11.1	8.6	12.8

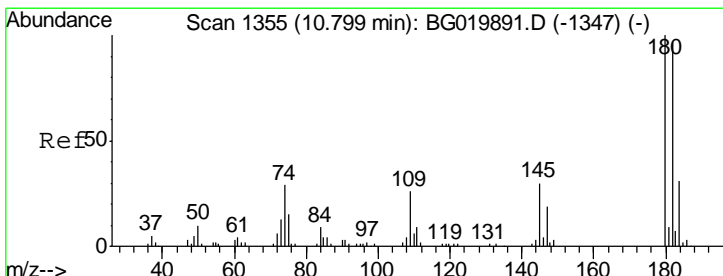
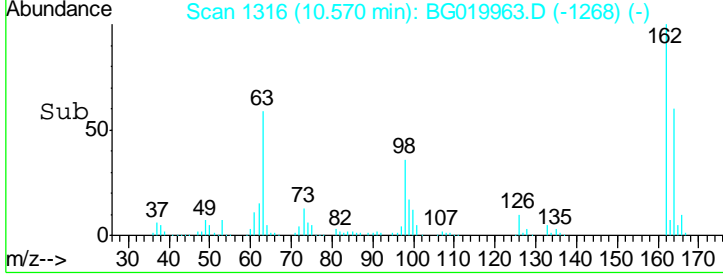
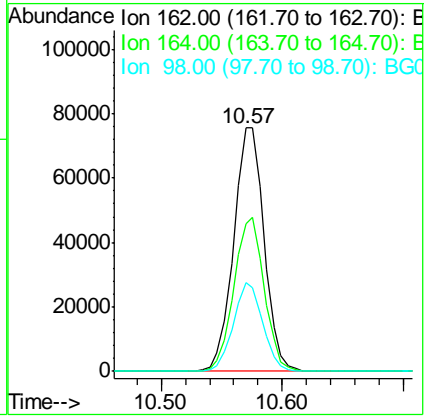
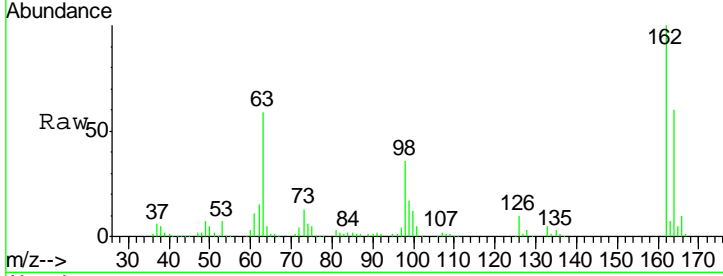




#29
 2,4-Dichlorophenol
 Concen: 51.15 ng
 RT: 10.57 min Scan# 1316
 Delta R.T. -0.02 min
 Lab File: BG019963.D
 Acq: 6 Dec 2015 12:33

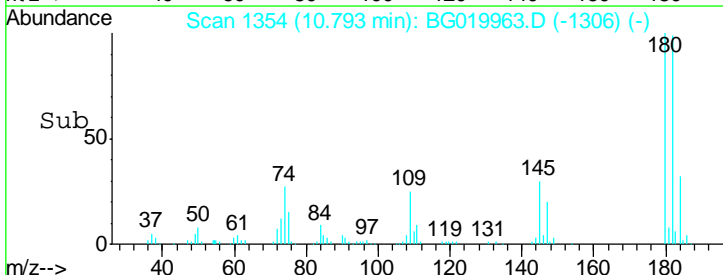
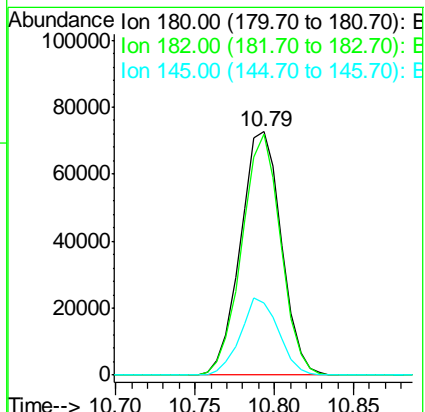
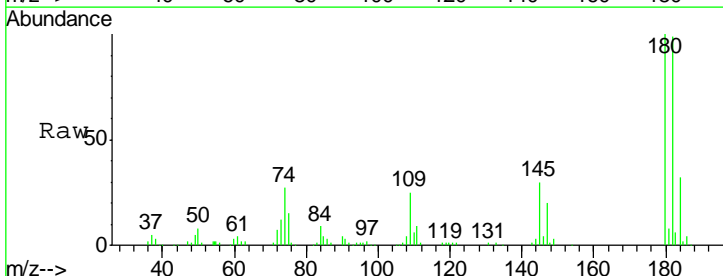
Instrument :
 BNA_G
ClientSampleId :
 COFF(0-2)-2MS

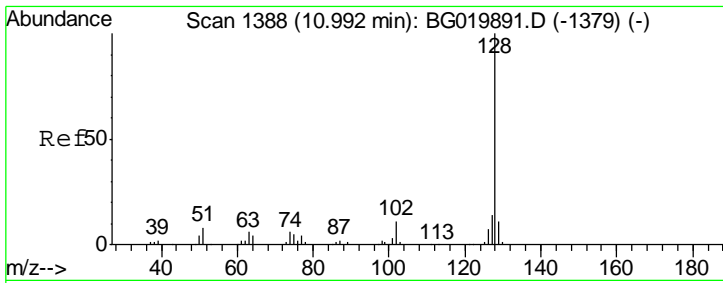
Tgt Ion	Resp	Lower	Upper
162	132766		
164	60.4	42.3	82.3
98	36.4	11.5	51.5



#30
 1,2,4-Trichlorobenzene
 Concen: 44.28 ng
 RT: 10.79 min Scan# 1354
 Delta R.T. -0.02 min
 Lab File: BG019963.D
 Acq: 6 Dec 2015 12:33

Tgt Ion	Resp	Lower	Upper
180	129913		
182	99.2	79.7	119.5
145	29.9	22.0	33.0

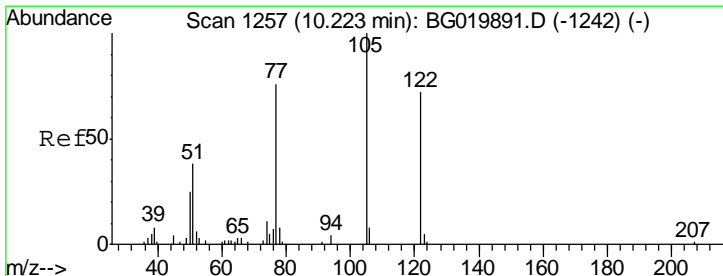
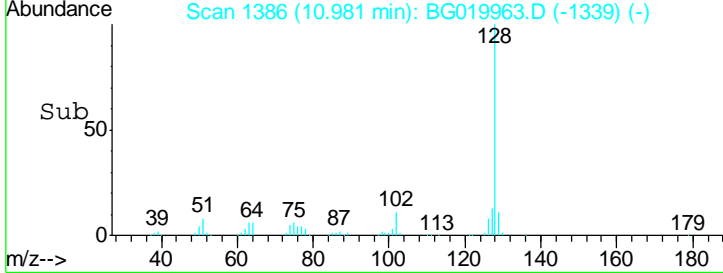
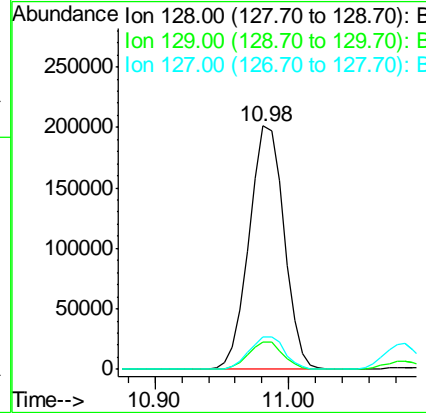
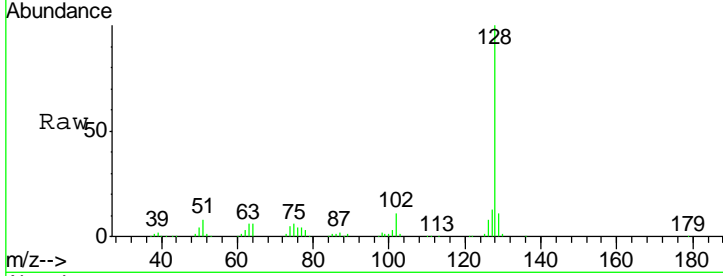




#31
 Naphthalene
 Concen: 45.60 ng
 RT: 10.98 min Scan# 1386
 Delta R.T. -0.02 min
 Lab File: BG019963.D
 Acq: 6 Dec 2015 12:33

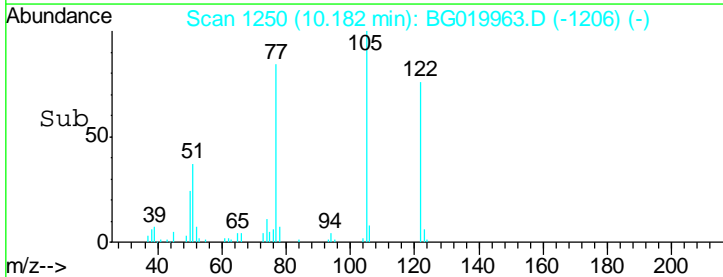
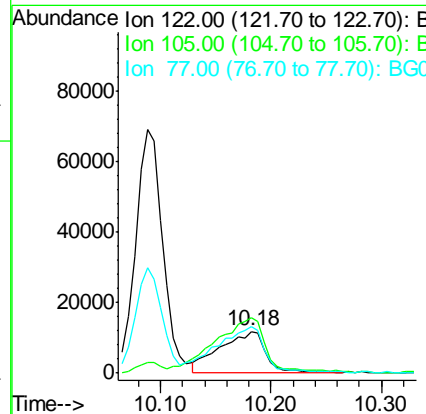
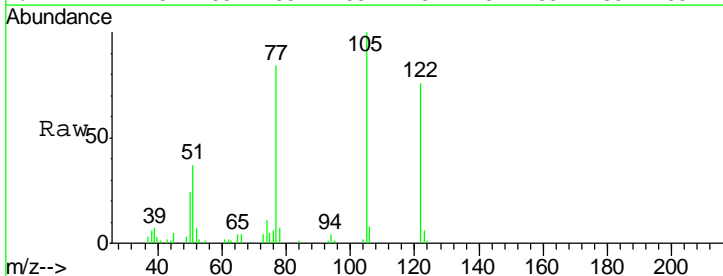
Instrument :
 BNA_G
 ClientSampleId :
 COFF(0-2)-2MS

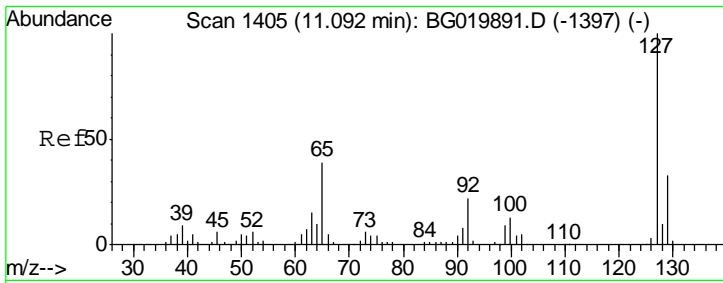
Tgt Ion	Resp	Lower	Upper
128	363149		
129	11.5	8.5	12.7
127	13.5	10.6	16.0



#32
 Benzoic acid
 Concen: 23.25 ng
 RT: 10.18 min Scan# 1250
 Delta R.T. -0.04 min
 Lab File: BG019963.D
 Acq: 6 Dec 2015 12:33

Tgt Ion	Resp	Lower	Upper
122	33755		
105	132.3	103.8	143.8
77	111.8	68.8	108.8#

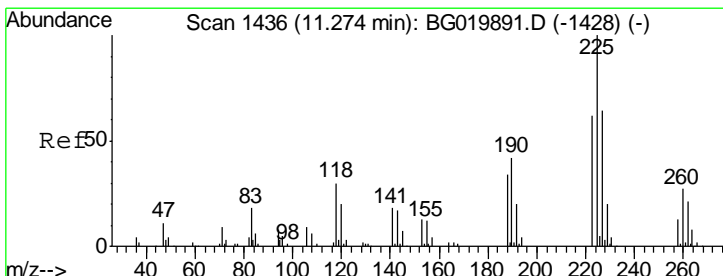
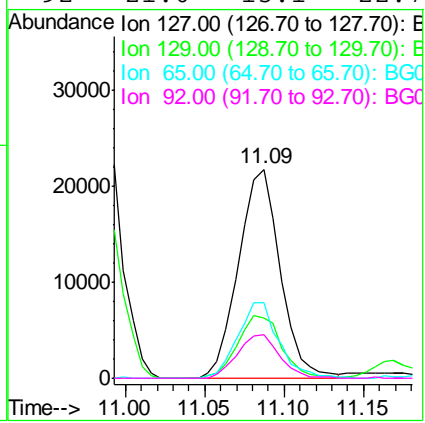
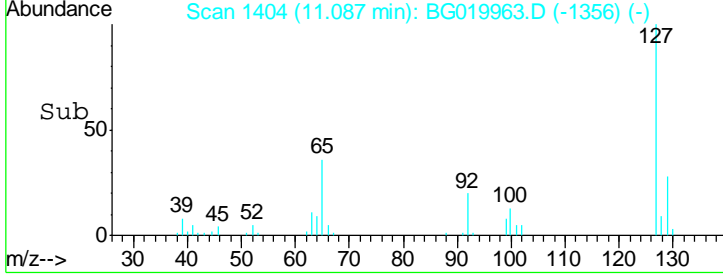
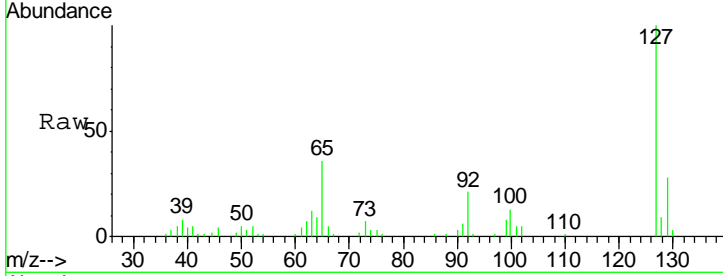




#33
 4-Chloroaniline
 Concen: 11.35 ng
 RT: 11.09 min Scan# 1404
 Delta R.T. -0.02 min
 Lab File: BG019963.D
 Acq: 6 Dec 2015 12:33

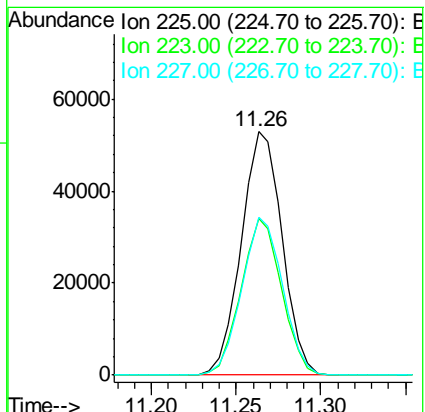
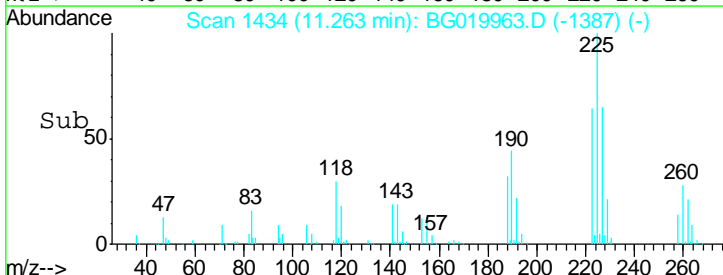
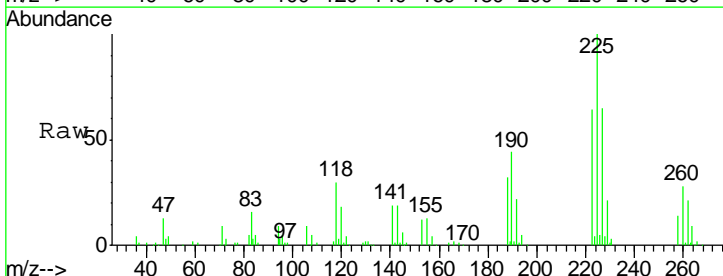
Instrument :
 BNA_G
 ClientSampled :
 COFF(0-2)-2MS

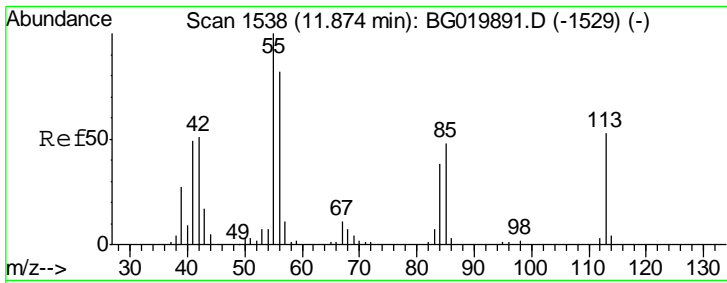
Tgt Ion	Resp	Lower	Upper
127	39835		
129	28.5	24.6	37.0
65	36.1	22.6	33.8#
92	21.0	15.1	22.7



#34
 Hexachlorobutadiene
 Concen: 41.07 ng
 RT: 11.26 min Scan# 1434
 Delta R.T. -0.02 min
 Lab File: BG019963.D
 Acq: 6 Dec 2015 12:33

Tgt Ion	Resp	Lower	Upper
225	88870		
223	64.1	51.0	76.4
227	65.0	51.8	77.8



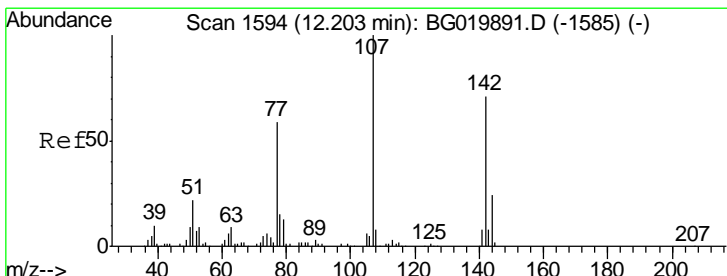
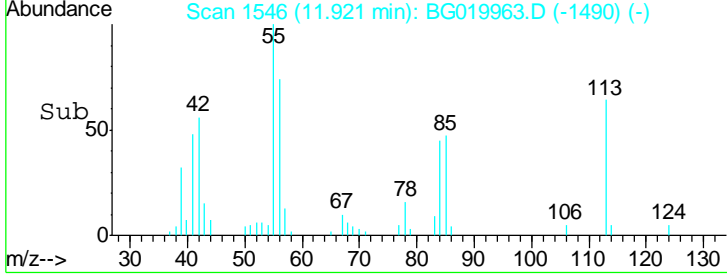
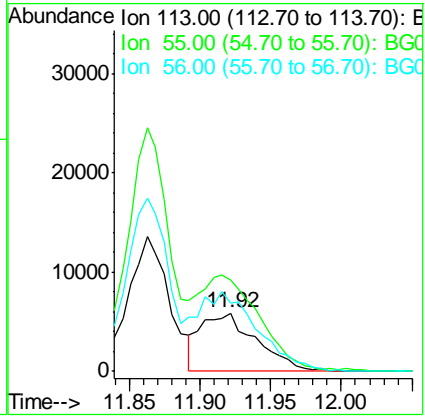
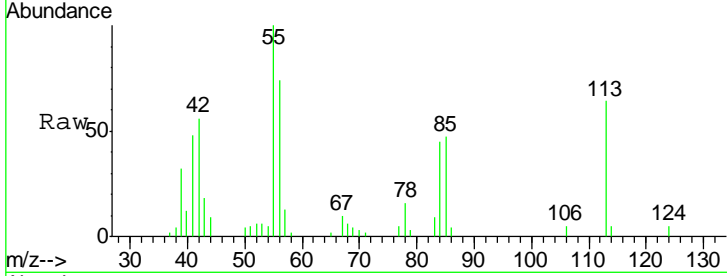


#35
 Caprolactam
 Concen: 16.61 ng
 RT: 11.92 min Scan# 1546
 Delta R.T. 0.03 min
 Lab File: BG019963.D
 Acq: 6 Dec 2015 12:33

Instrument :
 BNA_G
ClientSampleId :
 COFF(0-2)-2MS

Tgt Ion: 113 Resp: 16050

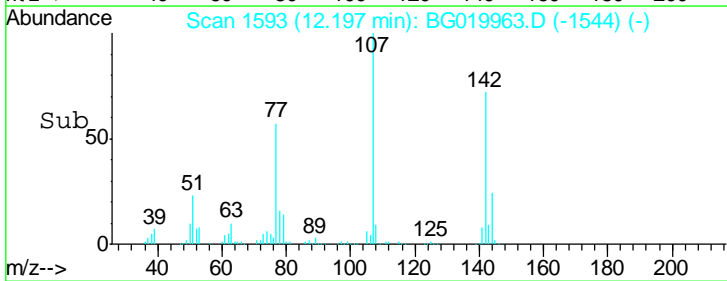
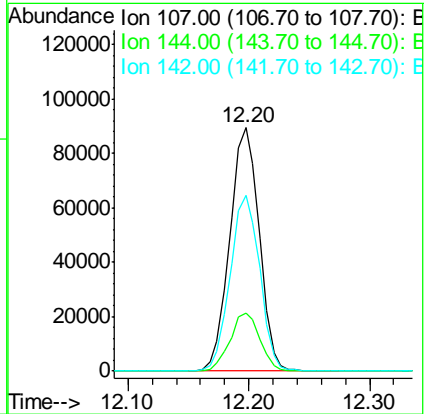
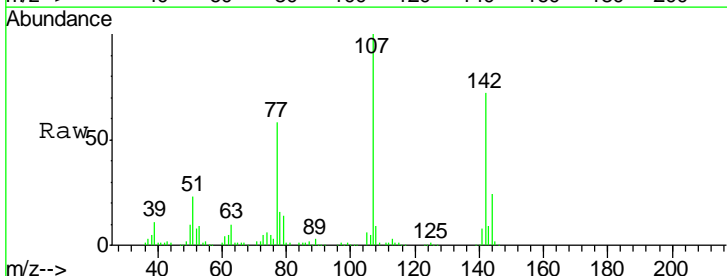
Ion	Ratio	Lower	Upper
113	100		
55	157.4	135.0	175.0
56	117.0	83.4	123.4

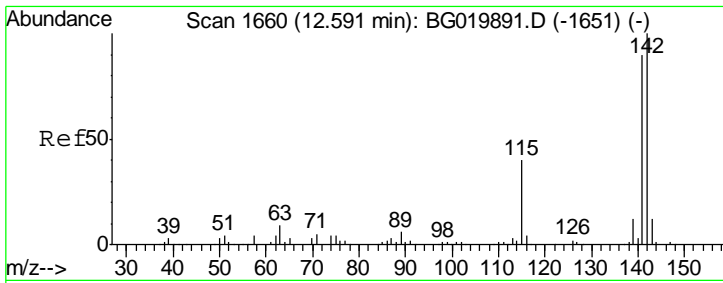


#36
 4-Chloro-3-methylphenol
 Concen: 47.11 ng
 RT: 12.20 min Scan# 1593
 Delta R.T. -0.01 min
 Lab File: BG019963.D
 Acq: 6 Dec 2015 12:33

Tgt Ion: 107 Resp: 152301

Ion	Ratio	Lower	Upper
107	100		
144	23.7	20.6	31.0
142	72.4	62.6	93.8

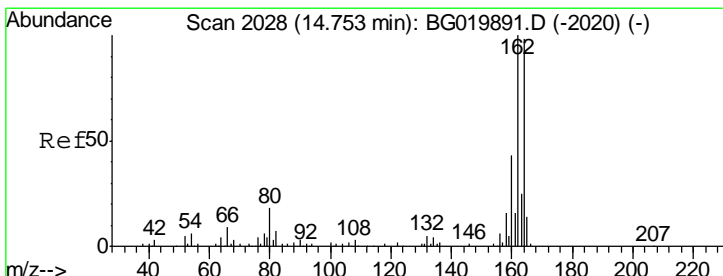
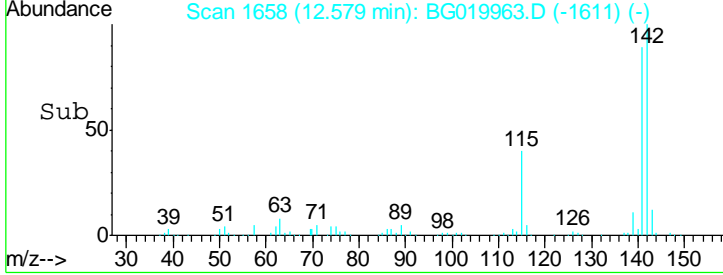
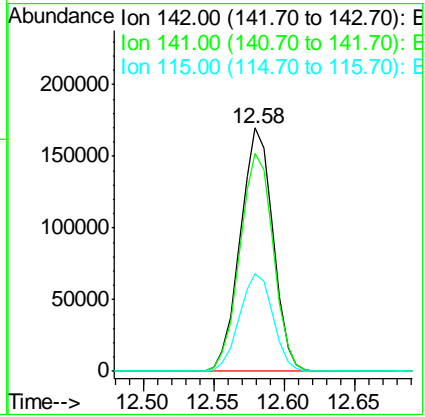
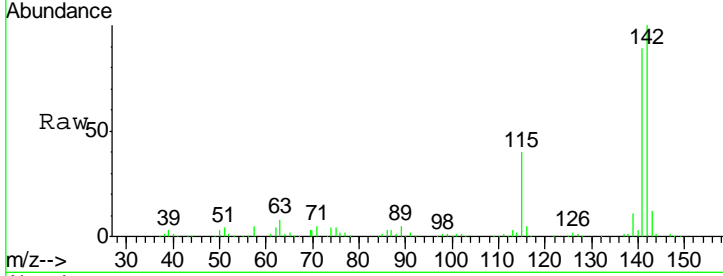




#37
 2-Methylnaphthalene
 Concen: 47.25 ng
 RT: 12.58 min Scan# 1658
 Delta R.T. -0.02 min
 Lab File: BG019963.D
 Acq: 6 Dec 2015 12:33

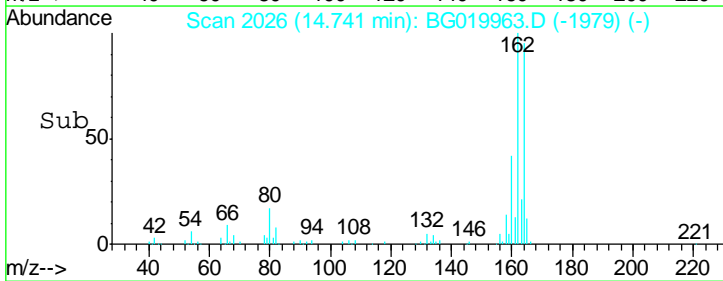
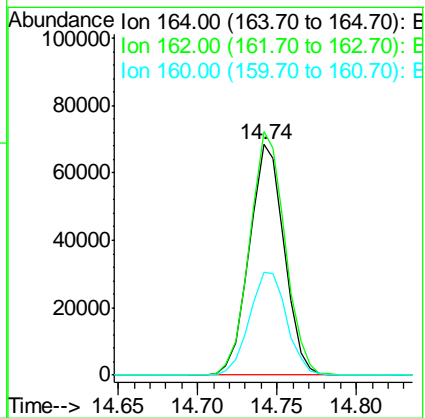
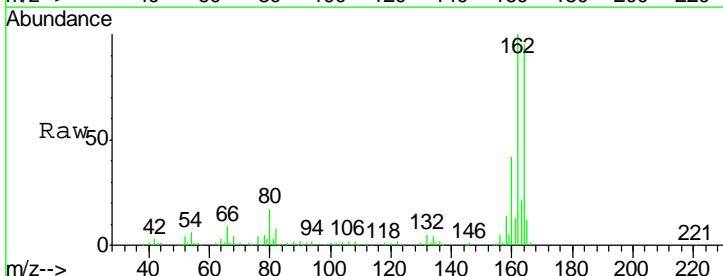
Instrument :
 BNA_G
 ClientSampled :
 COFF(0-2)-2MS

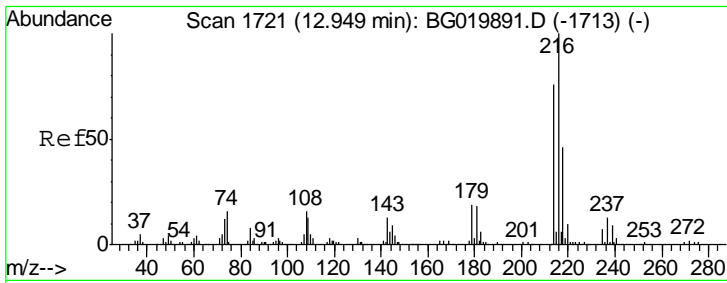
Tgt Ion	Resp	Lower	Upper
142	100		
141	89.3	74.6	112.0
115	40.1	27.4	41.0



#38
 Acenaphthene-d10
 Concen: 20.00 ng
 RT: 14.74 min Scan# 2026
 Delta R.T. -0.02 min
 Lab File: BG019963.D
 Acq: 6 Dec 2015 12:33

Tgt Ion	Resp	Lower	Upper
164	100		
162	105.6	78.8	118.2
160	44.8	36.4	54.6

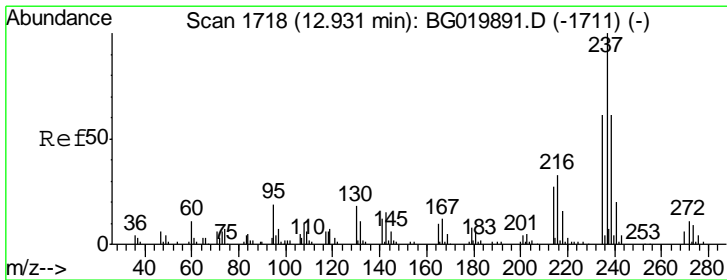
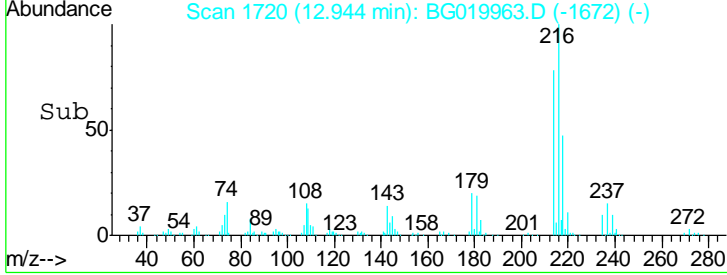
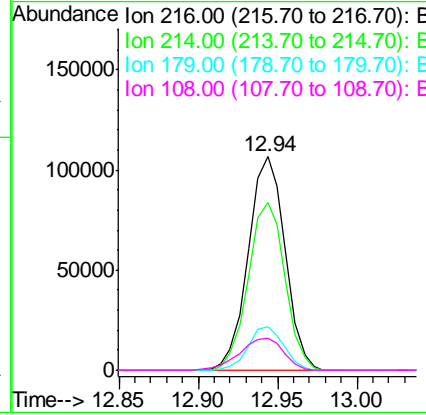
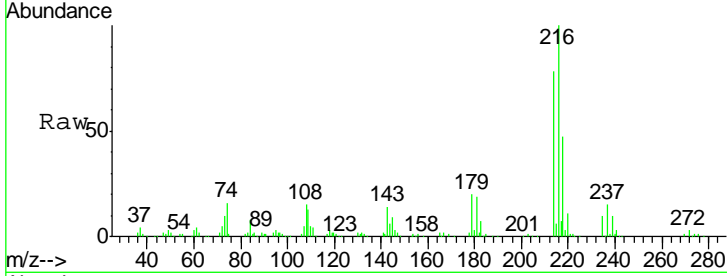




#39
 1,2,4,5-Tetrachlorobenzene
 Concen: 43.54 ng
 RT: 12.94 min Scan# 1720
 Delta R.T. -0.02 min
 Lab File: BG019963.D
 Acq: 6 Dec 2015 12:33

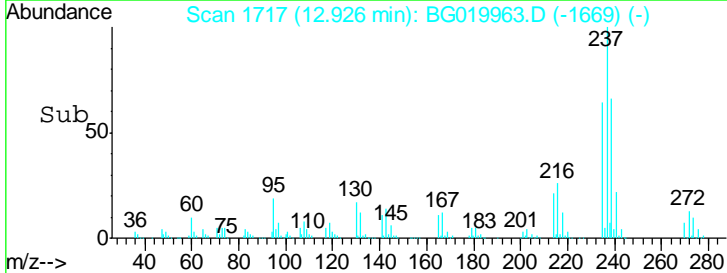
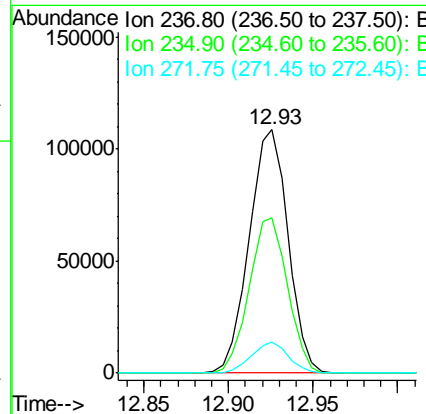
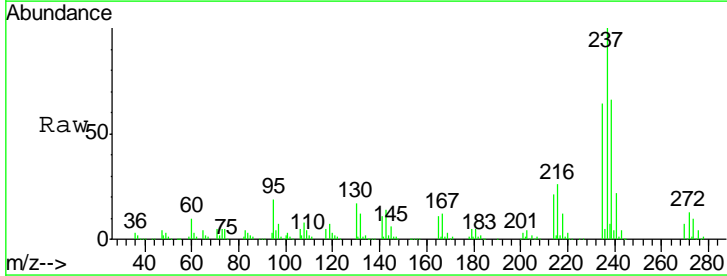
Instrument :
 BNA_G
ClientSampled :
 COFF(0-2)-2MS

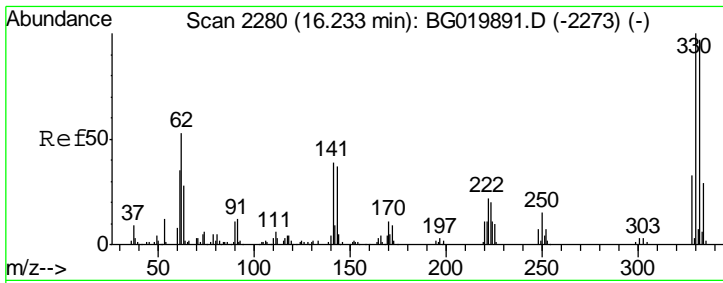
Tgt Ion	Resp	Lower	Upper
216	172146		
214	78.3	62.5	93.7
179	19.8	15.6	23.4
108	17.8	13.3	19.9



#40
 Hexachlorocyclopentadiene
 Concen: 76.98 ng
 RT: 12.93 min Scan# 1717
 Delta R.T. -0.02 min
 Lab File: BG019963.D
 Acq: 6 Dec 2015 12:33

Tgt Ion	Resp	Lower	Upper
237	173546		
235	63.8	44.6	84.6
272	13.1	0.0	32.8

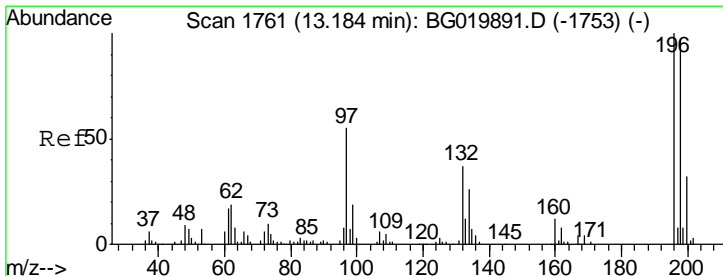
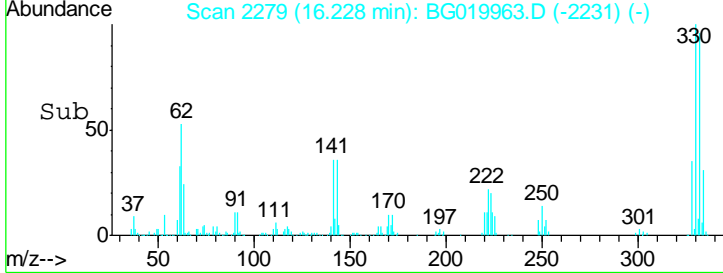
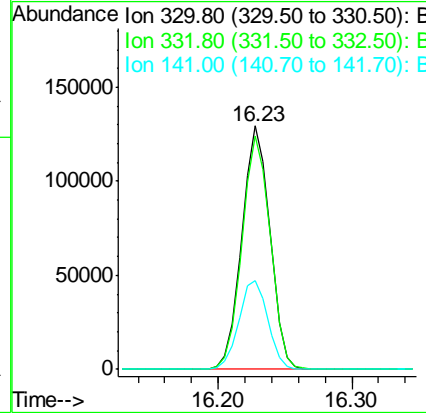
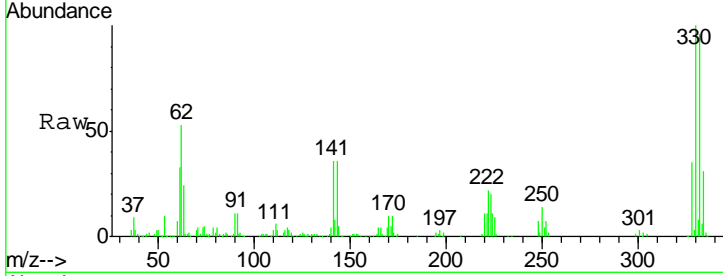




#41
 2,4,6-Tribromophenol
 Concen: 118.18 ng
 RT: 16.23 min Scan# 2279
 Delta R.T. -0.02 min
 Lab File: BG019963.D
 Acq: 6 Dec 2015 12:33

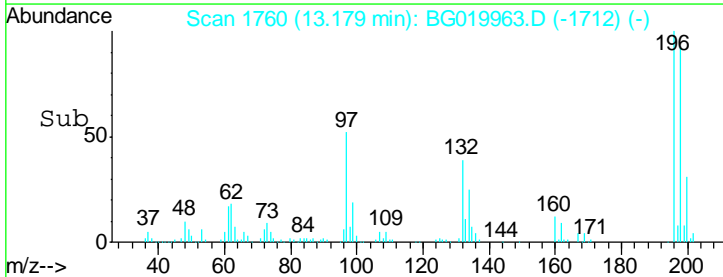
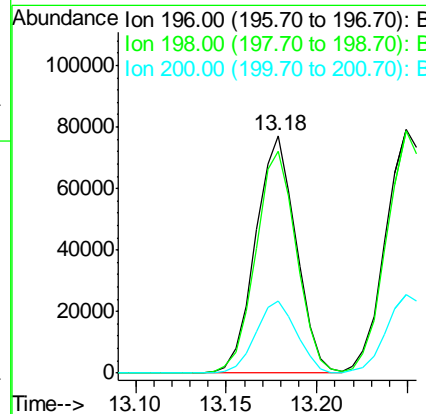
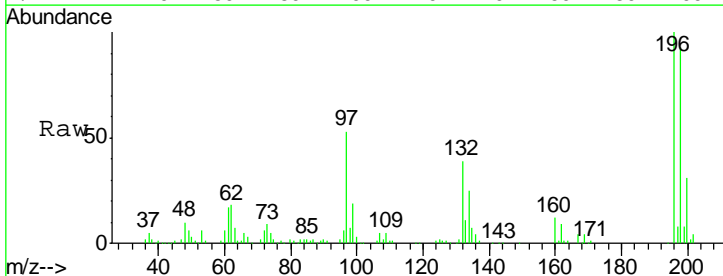
Instrument :
 BNA_G
 ClientSampled :
 COFF(0-2)-2MS

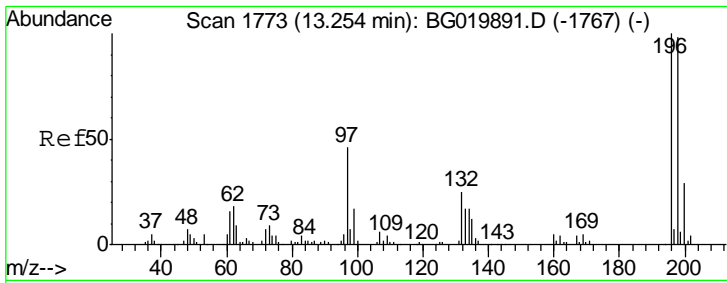
Tgt Ion	Resp	Lower	Upper
330	188401		
332	96.5	78.1	117.1
141	37.7	28.2	42.2



#42
 2,4,6-Trichlorophenol
 Concen: 45.76 ng
 RT: 13.18 min Scan# 1760
 Delta R.T. -0.02 min
 Lab File: BG019963.D
 Acq: 6 Dec 2015 12:33

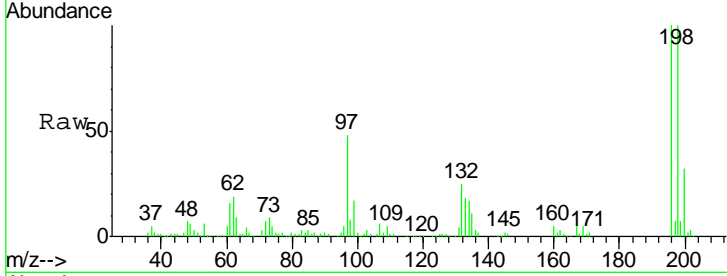
Tgt Ion	Resp	Lower	Upper
196	119801		
198	93.3	74.7	112.1
200	30.6	24.1	36.1



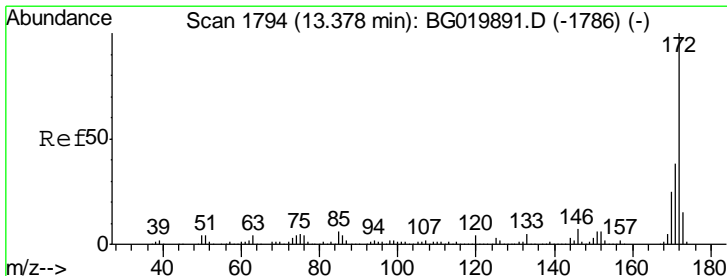
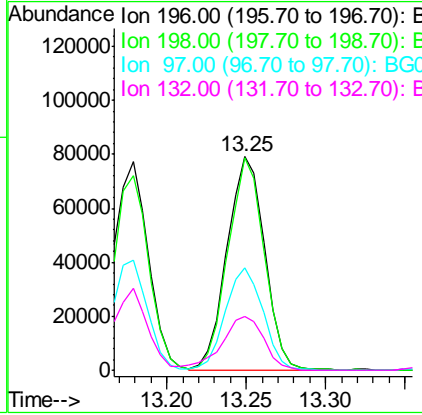
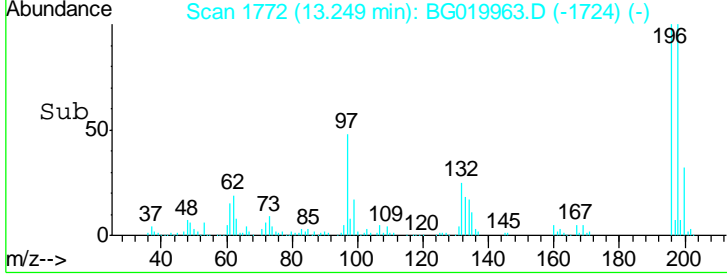


#43
 2,4,5-Trichlorophenol
 Concen: 47.15 ng
 RT: 13.25 min Scan# 1772
 Delta R.T. -0.02 min
 Lab File: BG019963.D
 Acq: 6 Dec 2015 12:33

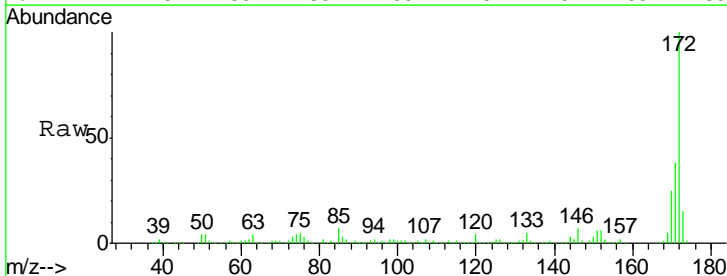
Instrument :
 BNA_G
 ClientSampleId :
 COFF(0-2)-2MS



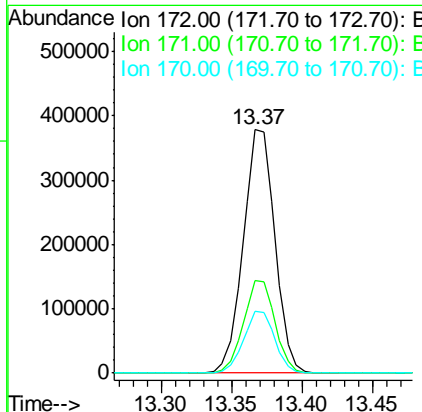
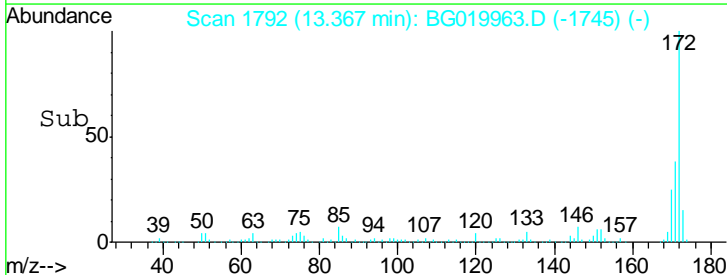
Tgt Ion	Resp	Lower	Upper
196	100		
198	99.5	75.2	112.8
97	48.0	34.2	51.2
132	25.1	21.8	32.6

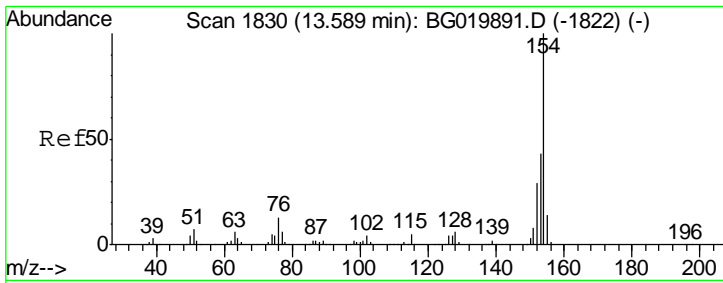


#44
 2-Fluorobiphenyl
 Concen: 77.66 ng
 RT: 13.37 min Scan# 1792
 Delta R.T. -0.02 min
 Lab File: BG019963.D
 Acq: 6 Dec 2015 12:33



Tgt Ion	Resp	Lower	Upper
172	100		
171	38.1	29.0	43.6
170	25.3	19.9	29.9

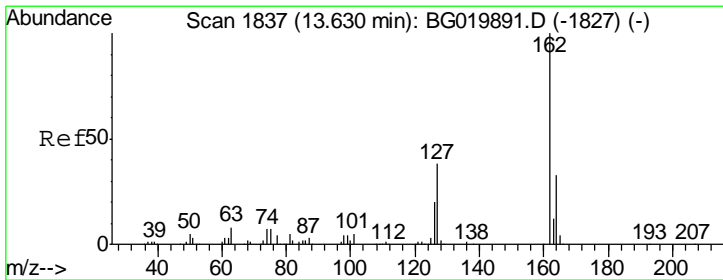
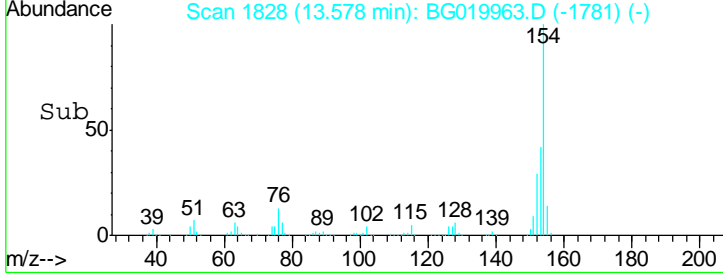
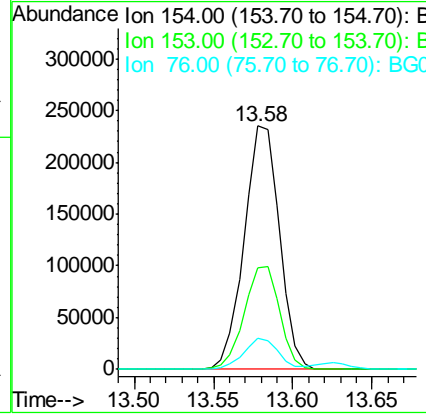
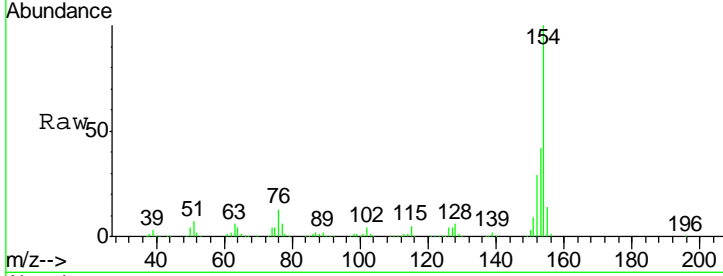




#45
 1,1'-Biphenyl
 Concen: 42.45 ng
 RT: 13.58 min Scan# 1828
 Delta R.T. -0.02 min
 Lab File: BG019963.D
 Acq: 6 Dec 2015 12:33

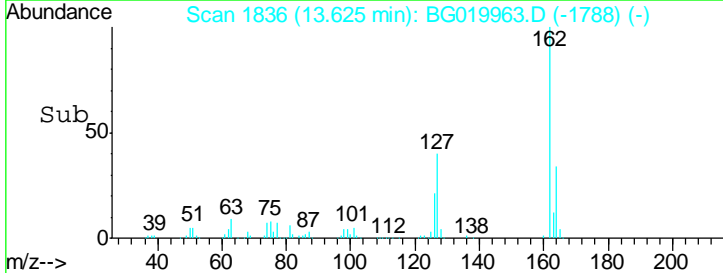
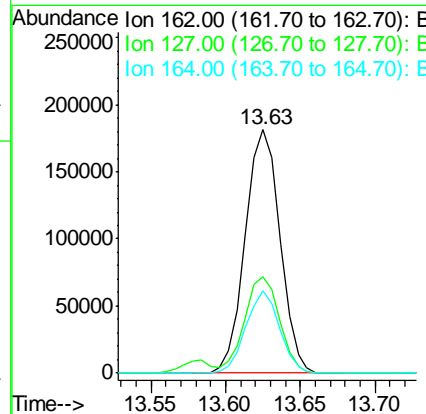
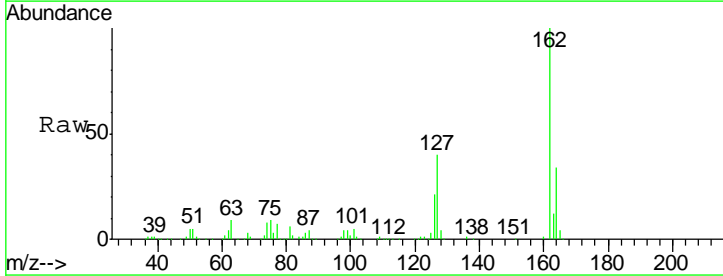
Instrument :
 BNA_G
 ClientSampleId :
 COFF(0-2)-2MS

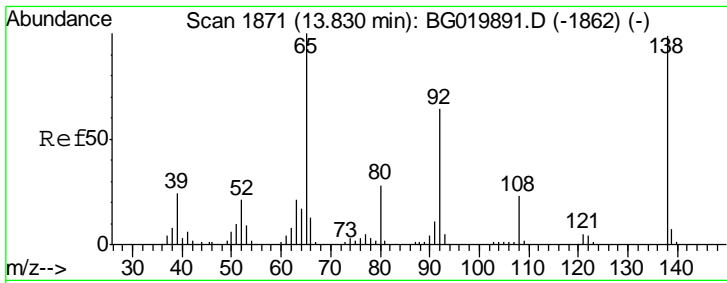
Tgt Ion	Resp	Lower	Upper
154	362982		
153	41.5	21.9	61.9
76	12.9	0.0	33.2



#46
 2-Chloronaphthalene
 Concen: 44.38 ng
 RT: 13.63 min Scan# 1836
 Delta R.T. -0.02 min
 Lab File: BG019963.D
 Acq: 6 Dec 2015 12:33

Tgt Ion	Resp	Lower	Upper
162	292485		
127	39.8	28.3	42.5
164	33.8	27.4	41.0



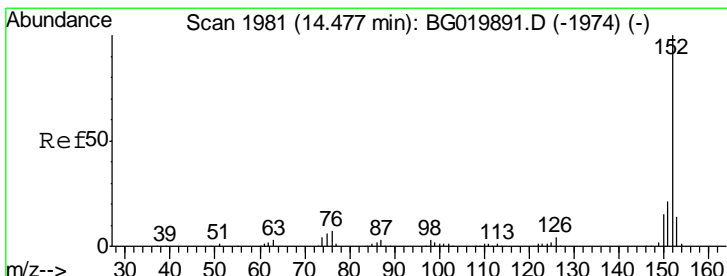
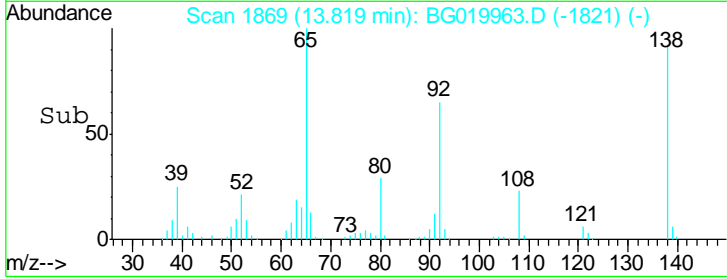
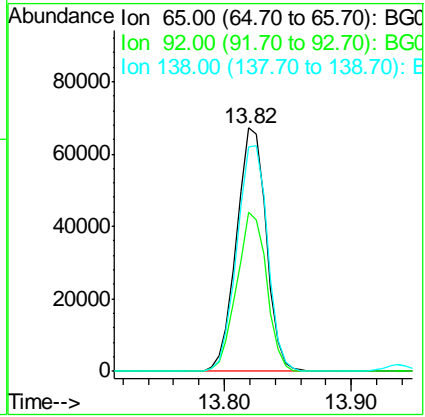
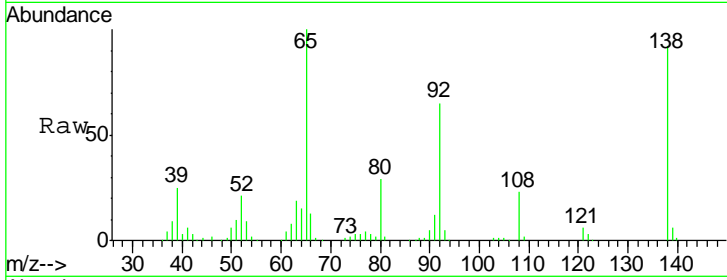


#47
 2-Nitroaniline
 Concen: 52.44 ng
 RT: 13.82 min Scan# 1869
 Delta R.T. -0.02 min
 Lab File: BG019963.D
 Acq: 6 Dec 2015 12:33

Instrument :
 BNA_G
 ClientSampleId :
 COFF(0-2)-2MS

Tgt Ion: 65 Resp: 109173

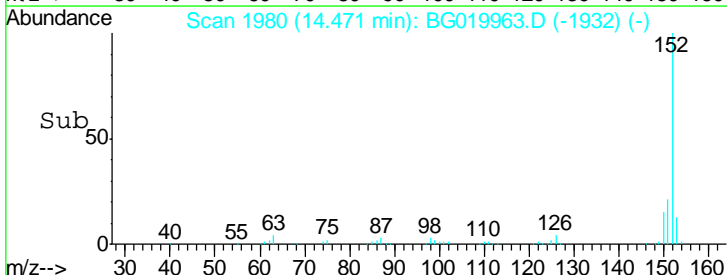
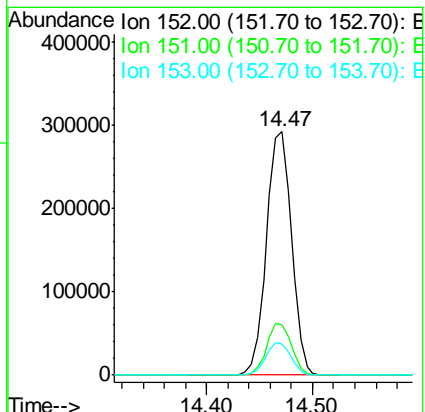
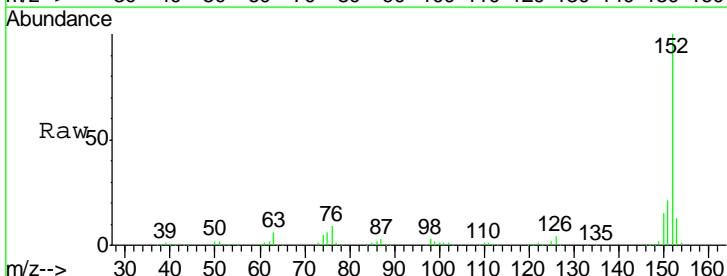
Ion	Ratio	Lower	Upper
65	100		
92	65.4	54.8	82.2
138	92.2	89.6	134.4

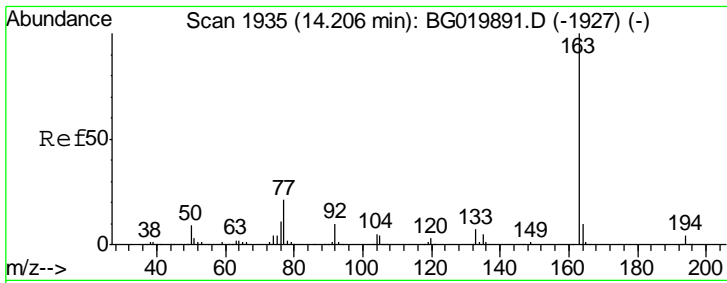


#48
 Acenaphthylene
 Concen: 42.80 ng
 RT: 14.47 min Scan# 1980
 Delta R.T. -0.02 min
 Lab File: BG019963.D
 Acq: 6 Dec 2015 12:33

Tgt Ion: 152 Resp: 480528

Ion	Ratio	Lower	Upper
152	100		
151	20.6	17.0	25.4
153	13.0	10.4	15.6

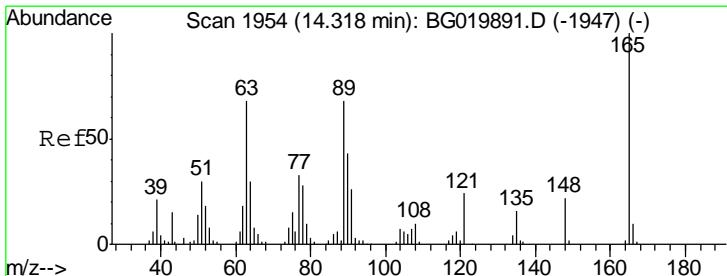
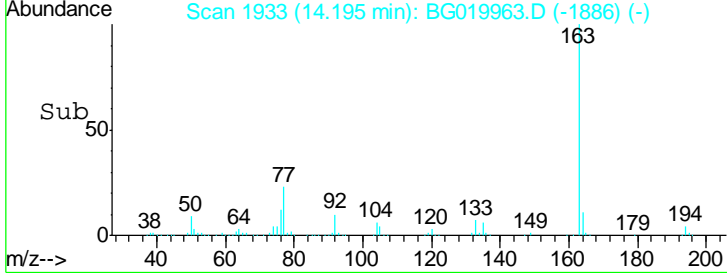
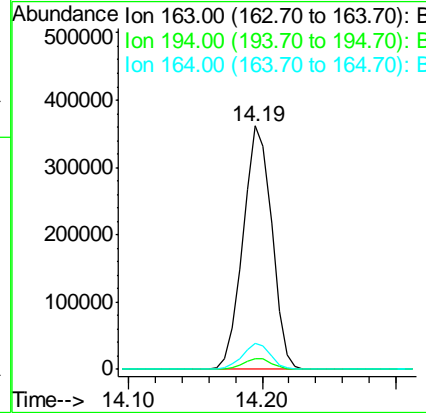
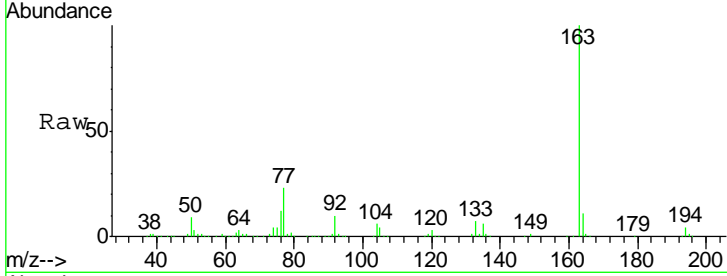




#49
 Dimethylphthalate
 Concen: 57.19 ng
 RT: 14.19 min Scan# 1933
 Delta R.T. -0.02 min
 Lab File: BG019963.D
 Acq: 6 Dec 2015 12:33

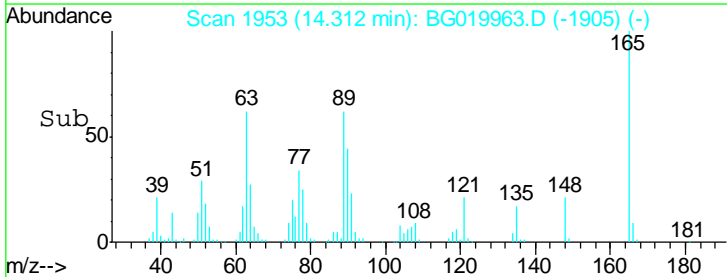
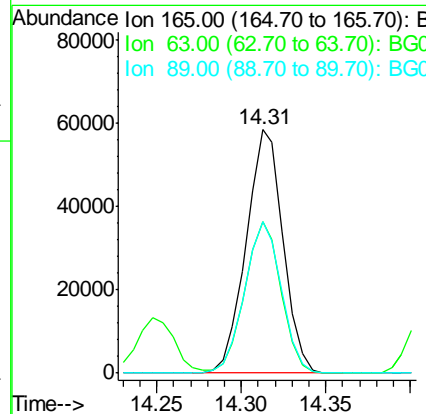
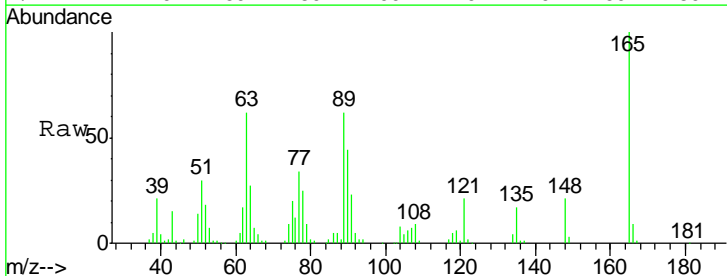
Instrument :
 BNA_G
 ClientSampleId :
 COFF(0-2)-2MS

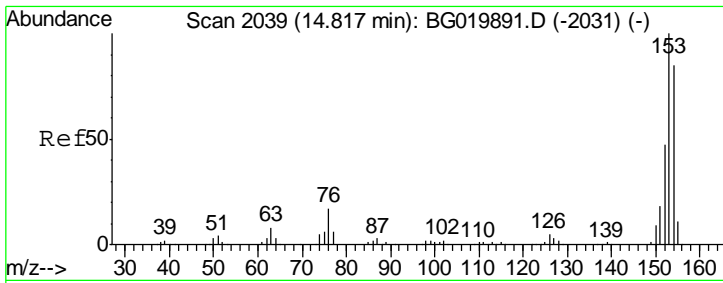
Tgt Ion	Resp	Lower	Upper
163	100		
194	4.3	3.1	4.7
164	10.6	8.8	13.2



#50
 2,6-Dinitrotoluene
 Concen: 50.25 ng
 RT: 14.31 min Scan# 1953
 Delta R.T. -0.02 min
 Lab File: BG019963.D
 Acq: 6 Dec 2015 12:33

Tgt Ion	Resp	Lower	Upper
165	100		
63	62.1	35.7	53.5#
89	62.3	39.7	59.5#

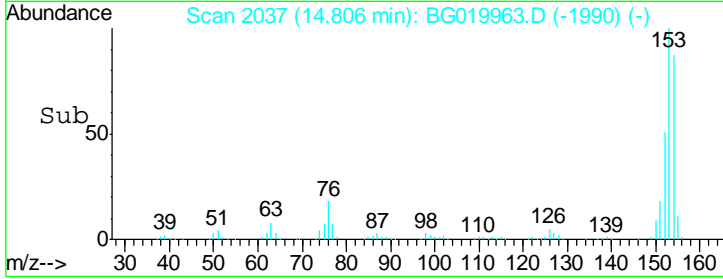
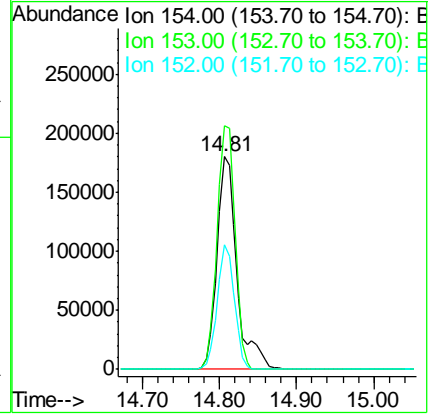
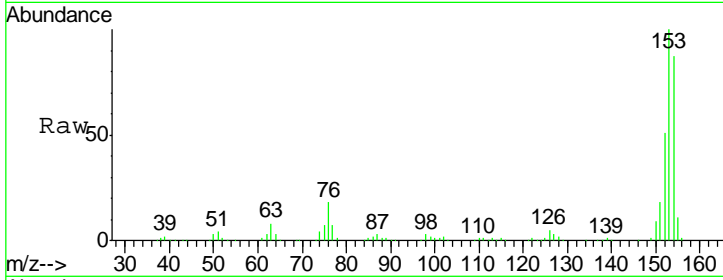




#51
 Acenaphthene
 Concen: 47.07 ng
 RT: 14.81 min Scan# 2037
 Delta R.T. -0.02 min
 Lab File: BG019963.D
 Acq: 6 Dec 2015 12:33

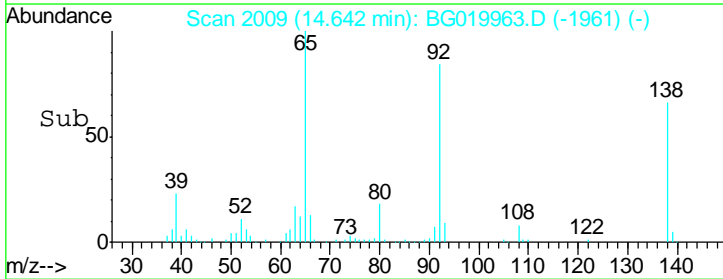
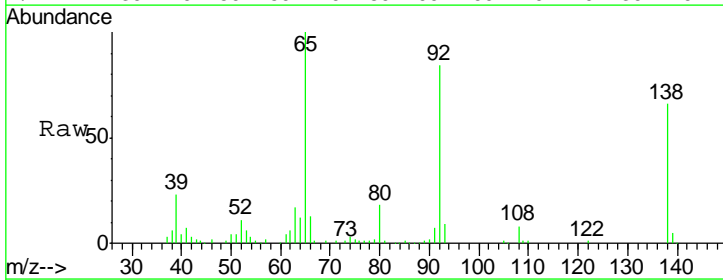
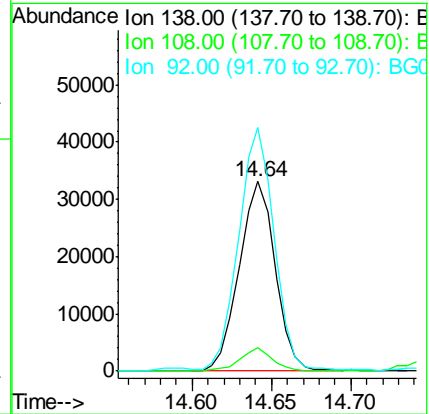
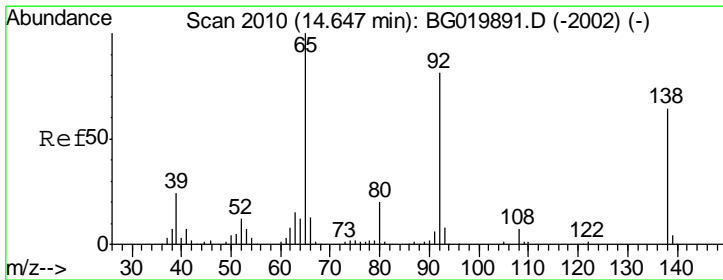
Instrument :
 BNA_G
 ClientSampleId :
 COFF(0-2)-2MS

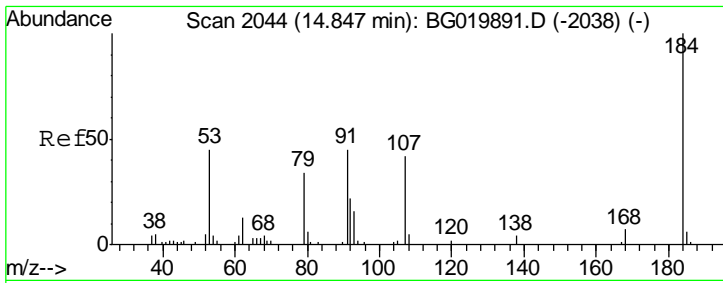
Tgt Ion	Resp	Lower	Upper
154	100		
153	114.7	92.9	139.3
152	58.8	45.8	68.8



#52
 3-Nitroaniline
 Concen: 28.54 ng
 RT: 14.64 min Scan# 2009
 Delta R.T. -0.02 min
 Lab File: BG019963.D
 Acq: 6 Dec 2015 12:33

Tgt Ion	Resp	Lower	Upper
138	100		
108	12.1	7.9	11.9#
92	128.3	94.2	141.4

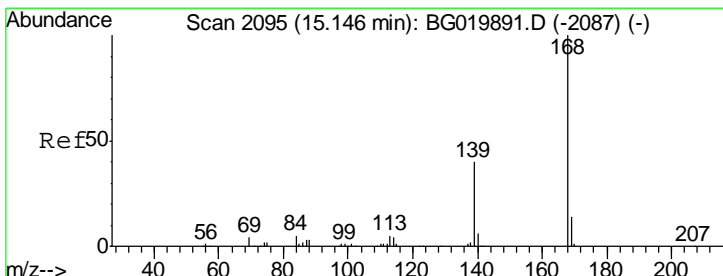
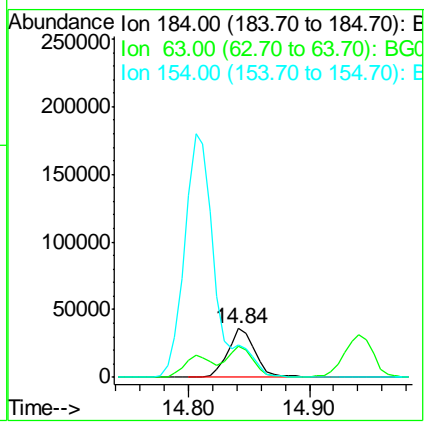
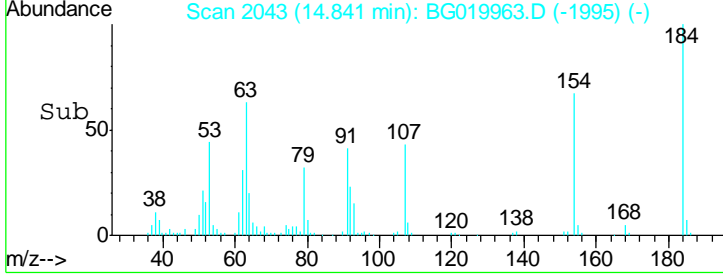
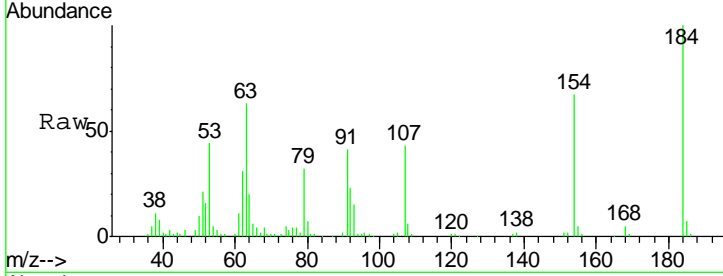




#53
 2,4-Dinitrophenol
 Concen: 63.13 ng
 RT: 14.84 min Scan# 2043
 Delta R.T. -0.02 min
 Lab File: BG019963.D
 Acq: 6 Dec 2015 12:33

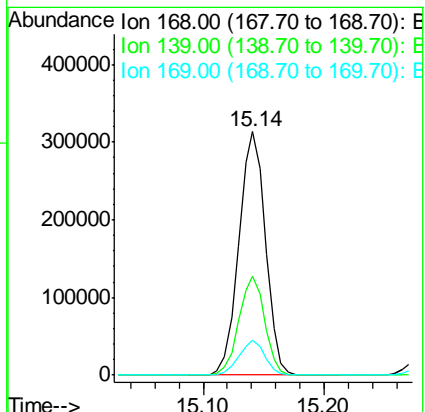
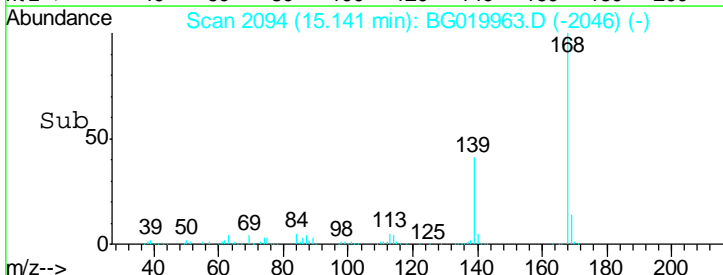
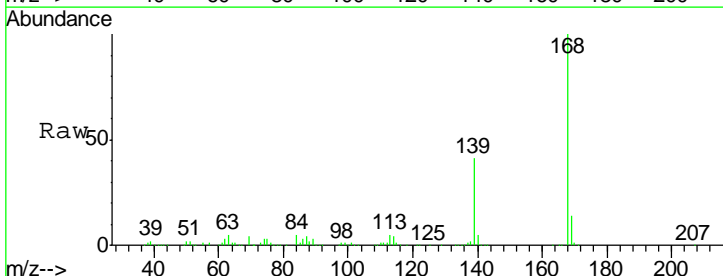
Instrument :
 BNA_G
 ClientSampleId :
 COFF(0-2)-2MS

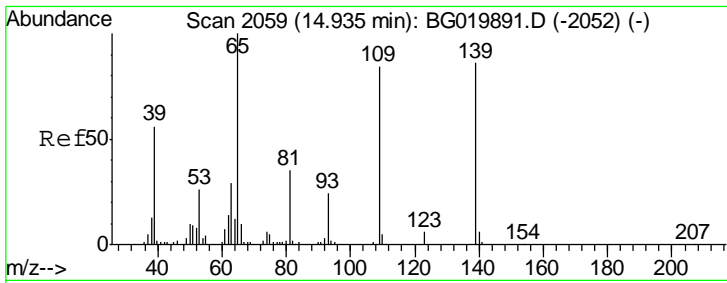
Tgt Ion	Resp	Lower	Upper
184	100		
63	63.1	42.7	64.1
154	67.2	44.3	66.5#



#54
 Dibenzofuran
 Concen: 47.29 ng
 RT: 15.14 min Scan# 2094
 Delta R.T. -0.02 min
 Lab File: BG019963.D
 Acq: 6 Dec 2015 12:33

Tgt Ion	Resp	Lower	Upper
168	100		
139	40.6	27.4	41.0
169	14.3	11.0	16.4

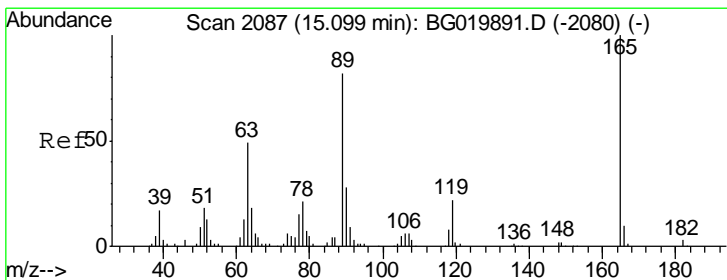
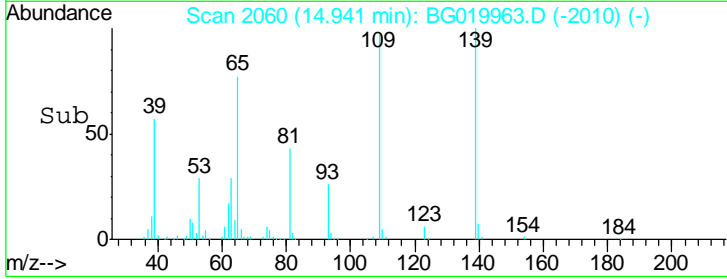
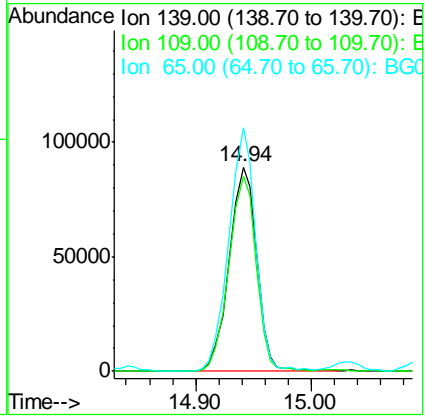
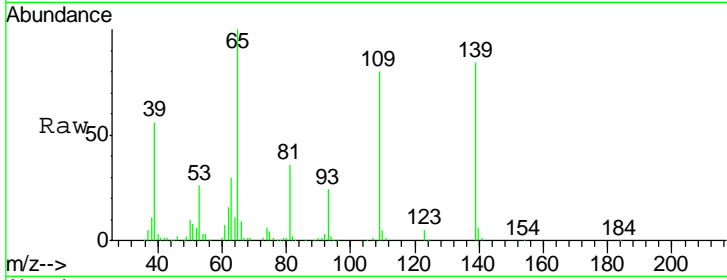




#55
 4-Nitrophenol
 Concen: 92.90 ng
 RT: 14.94 min Scan# 2060
 Delta R.T. -0.01 min
 Lab File: BG019963.D
 Acq: 6 Dec 2015 12:33

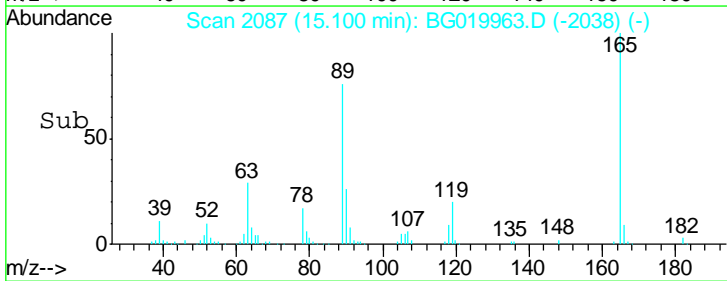
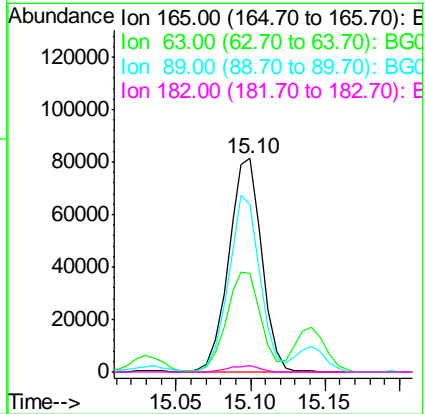
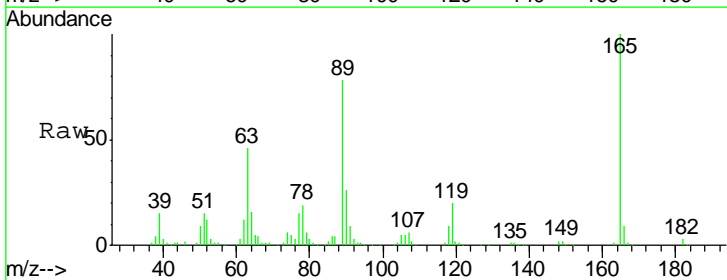
Instrument :
 BNA_G
 ClientSampled :
 COFF(0-2)-2MS

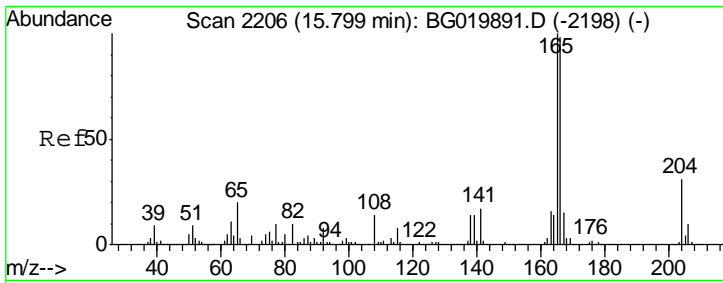
Tgt Ion	Resp	Lower	Upper
139	100		
109	95.5	43.2	83.2#
65	119.1	67.8	107.8#



#56
 2,4-Dinitrotoluene
 Concen: 50.95 ng
 RT: 15.10 min Scan# 2087
 Delta R.T. -0.01 min
 Lab File: BG019963.D
 Acq: 6 Dec 2015 12:33

Tgt Ion	Resp	Lower	Upper
165	100		
63	46.1	31.0	46.4
89	78.3	54.4	81.6
182	2.8	1.6	2.4#



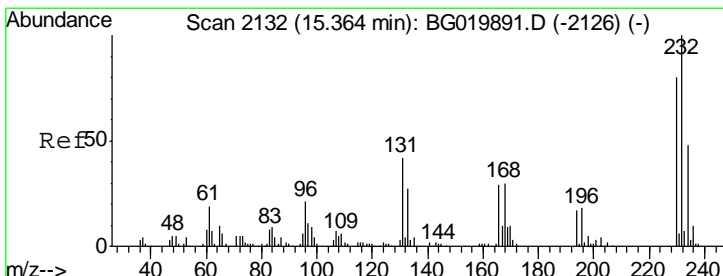
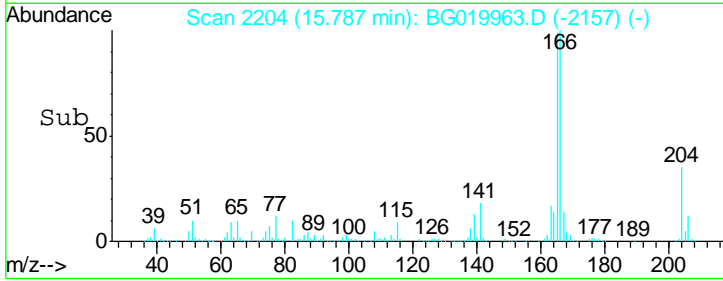
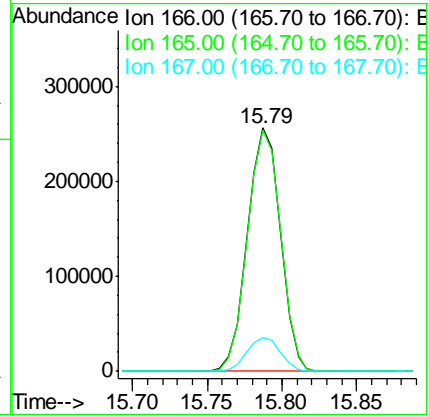
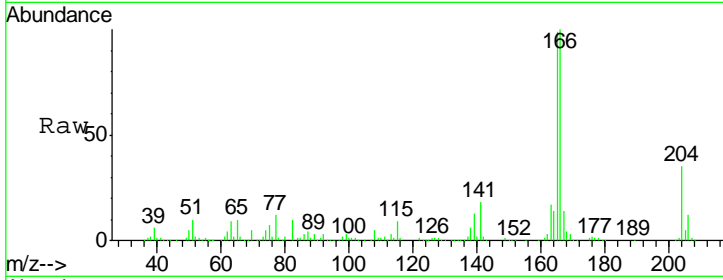


#57
 Fluorene
 Concen: 43.19 ng
 RT: 15.79 min Scan# 2204
 Delta R.T. -0.02 min
 Lab File: BG019963.D
 Acq: 6 Dec 2015 12:33

Instrument :
 BNA_G
 ClientSampled :
 COFF(0-2)-2MS

Tgt Ion:166 Resp: 391758

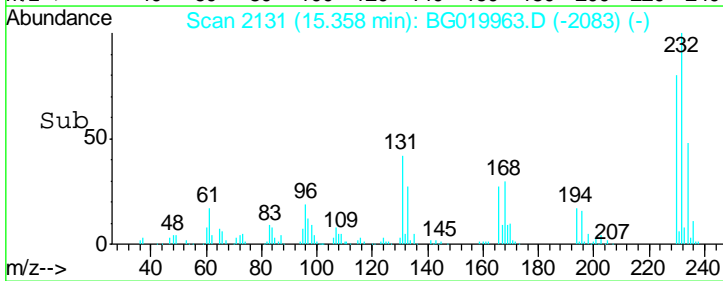
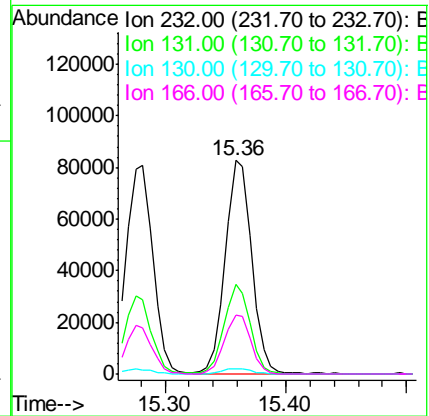
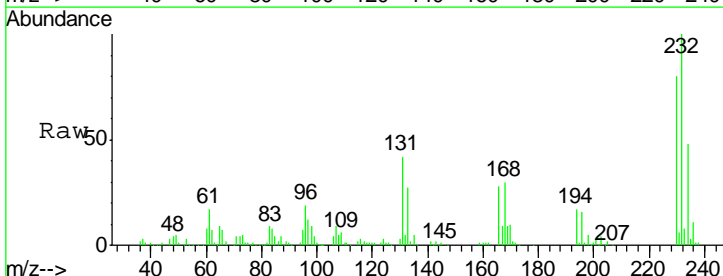
Ion	Ratio	Lower	Upper
166	100		
165	98.9	80.0	120.0
167	13.9	11.1	16.7

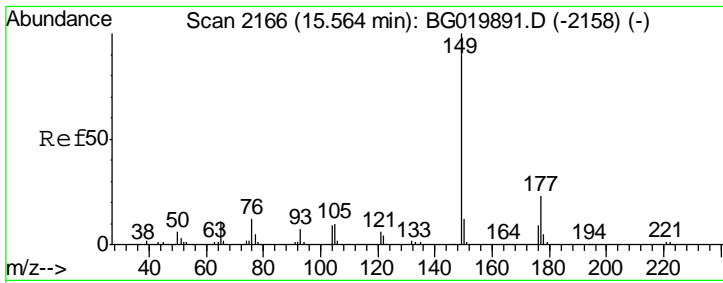


#58
 2,3,4,6-Tetrachlorophenol
 Concen: 49.04 ng
 RT: 15.36 min Scan# 2131
 Delta R.T. -0.02 min
 Lab File: BG019963.D
 Acq: 6 Dec 2015 12:33

Tgt Ion:232 Resp: 125561

Ion	Ratio	Lower	Upper
232	100		
131	41.0	33.0	49.6
130	2.6	2.0	3.0
166	27.5	24.1	36.1

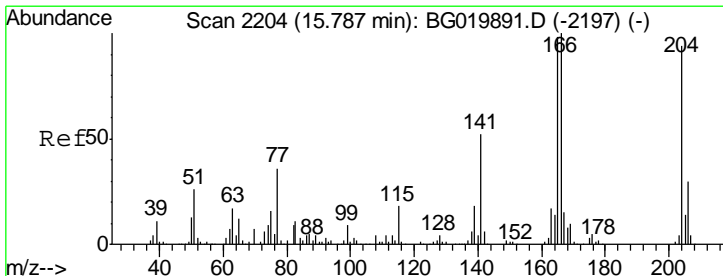
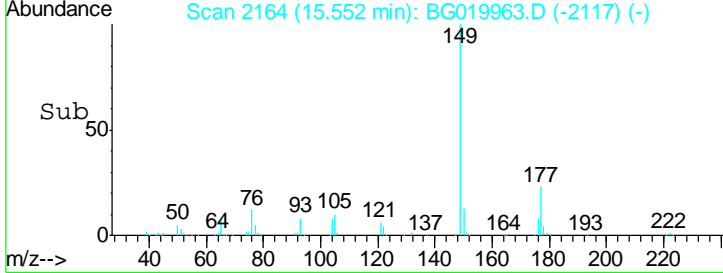
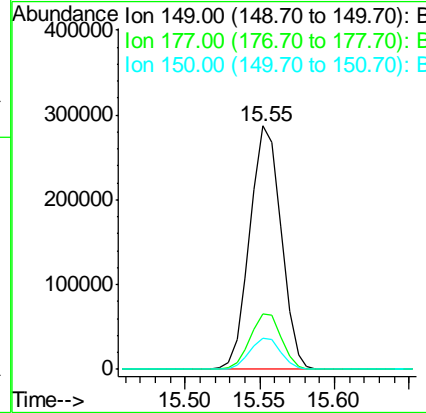
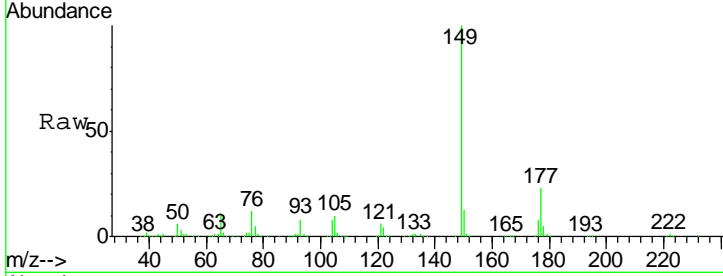




#59
 Diethylphthalate
 Concen: 40.82 ng
 RT: 15.55 min Scan# 2164
 Delta R.T. -0.02 min
 Lab File: BG019963.D
 Acq: 6 Dec 2015 12:33

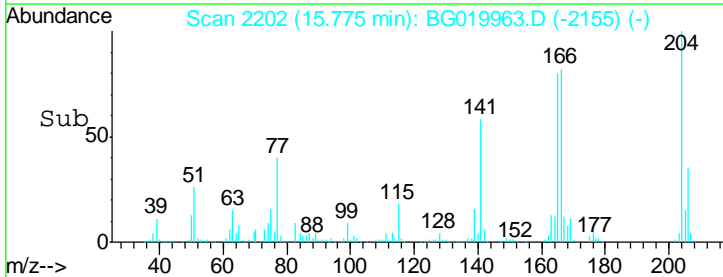
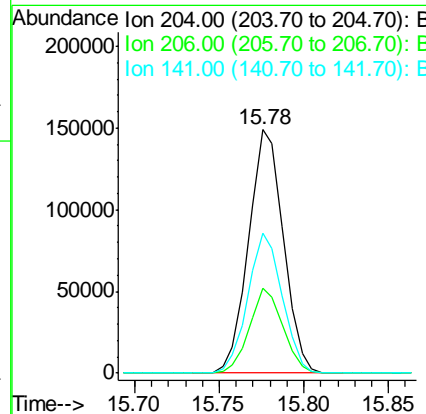
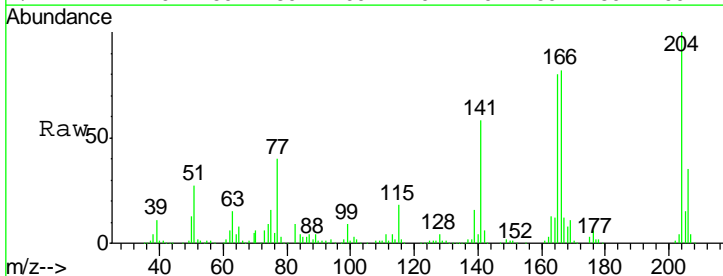
Instrument :
 BNA_G
 ClientSampleId :
 COFF(0-2)-2MS

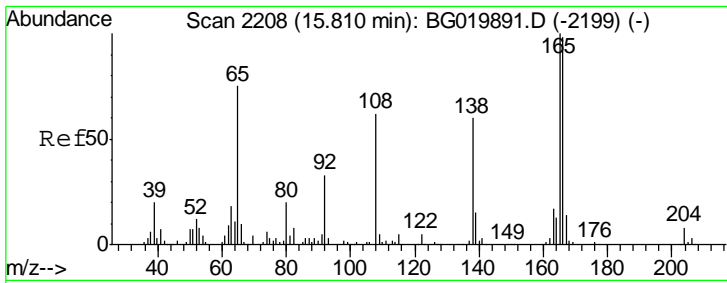
Tgt Ion	Resp	Lower	Upper
149	100		
177	22.8	19.6	29.4
150	12.9	10.2	15.2



#60
 4-Chlorophenyl-phenylether
 Concen: 41.05 ng
 RT: 15.78 min Scan# 2202
 Delta R.T. -0.02 min
 Lab File: BG019963.D
 Acq: 6 Dec 2015 12:33

Tgt Ion	Resp	Lower	Upper
204	100		
206	34.8	28.3	42.5
141	57.5	44.0	66.0

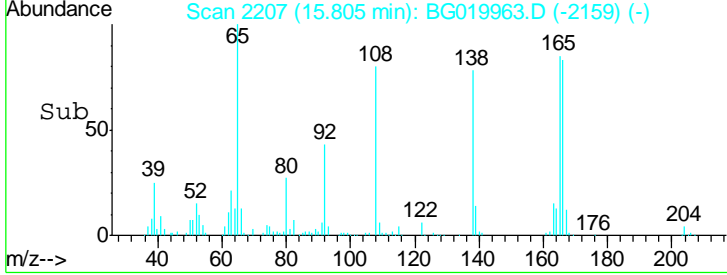
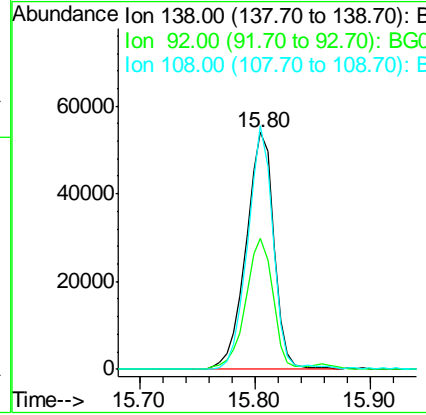
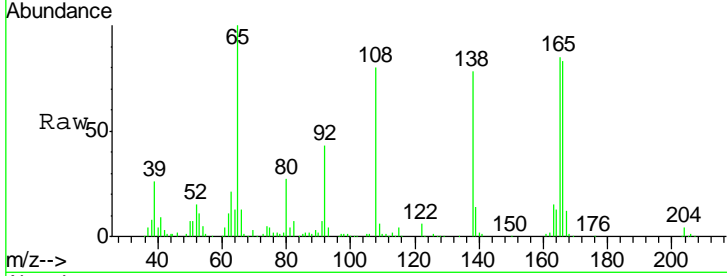




#61
 4-Nitroaniline
 Concen: 43.99 ng
 RT: 15.80 min Scan# 2207
 Delta R.T. -0.02 min
 Lab File: BG019963.D
 Acq: 6 Dec 2015 12:33

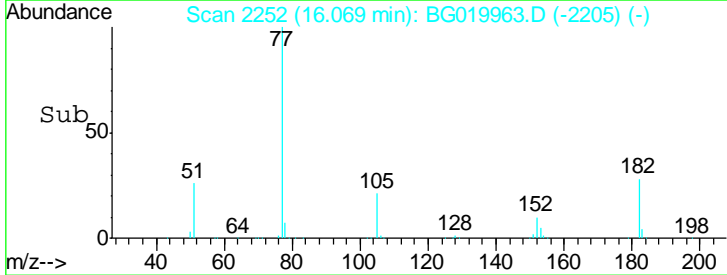
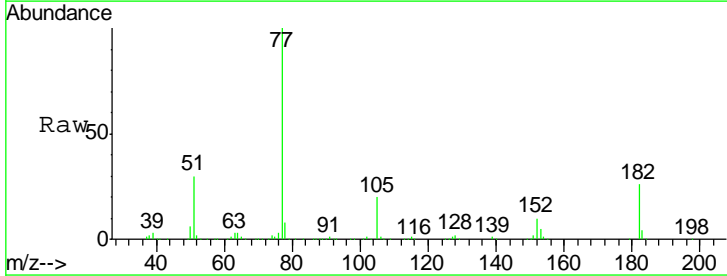
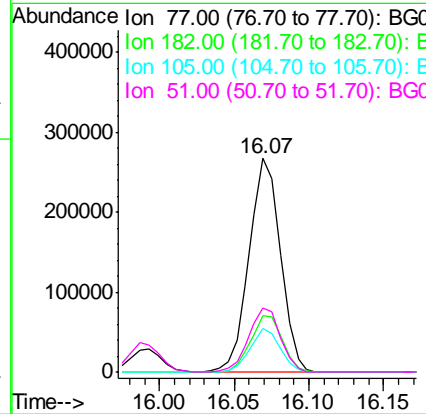
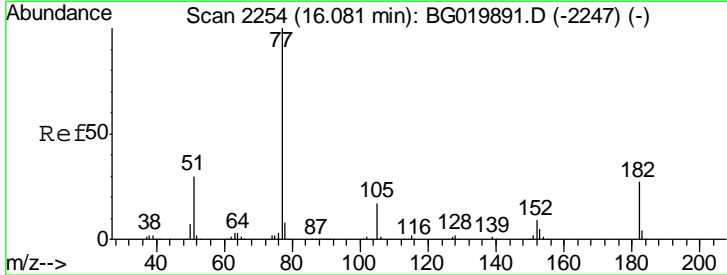
Instrument :
 BNA_G
 ClientSampled :
 COFF(0-2)-2MS

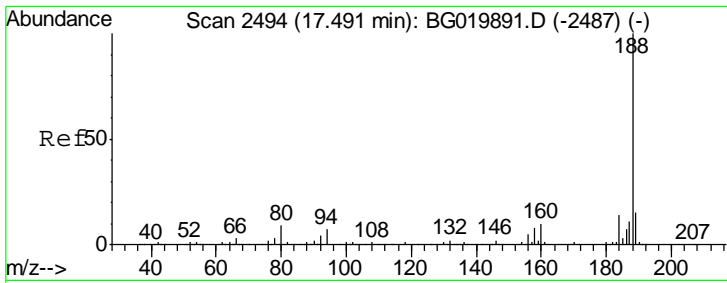
Tgt Ion	Resp	Lower	Upper
138	100		
92	55.1	29.1	69.1
108	102.8	49.8	89.8#



#62
 Azobenzene
 Concen: 45.83 ng
 RT: 16.07 min Scan# 2252
 Delta R.T. -0.02 min
 Lab File: BG019963.D
 Acq: 6 Dec 2015 12:33

Tgt Ion	Resp	Lower	Upper
77	100		
182	26.3	7.0	47.0
105	20.3	1.4	41.4
51	30.0	4.9	44.9

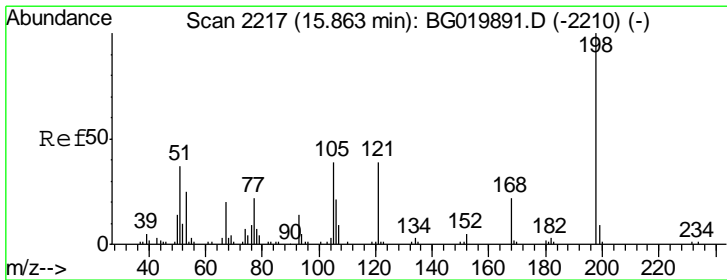
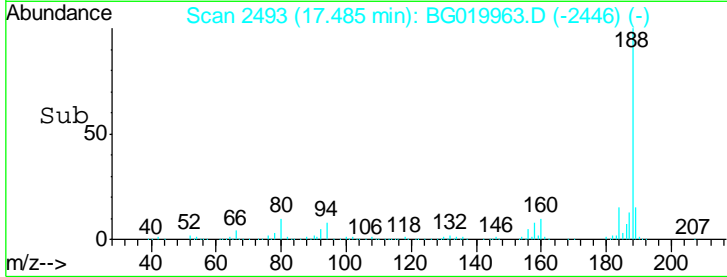
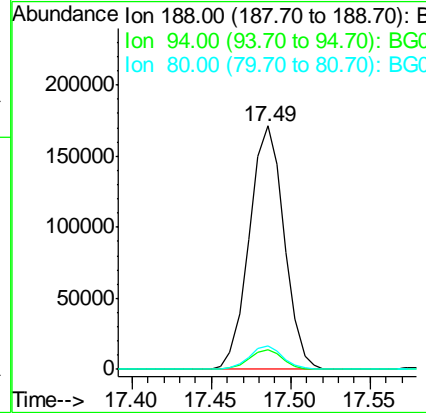
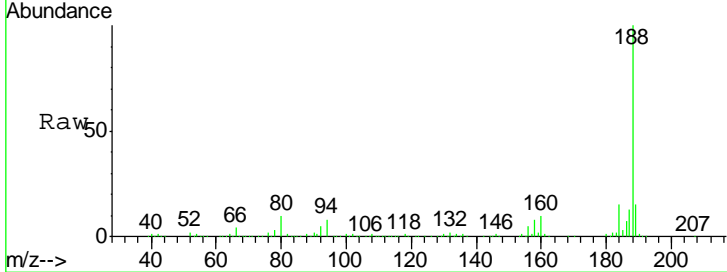




#63
 Phenanthrene-d10
 Concen: 20.00 ng
 RT: 17.49 min Scan# 2493
 Delta R.T. -0.02 min
 Lab File: BG019963.D
 Acq: 6 Dec 2015 12:33

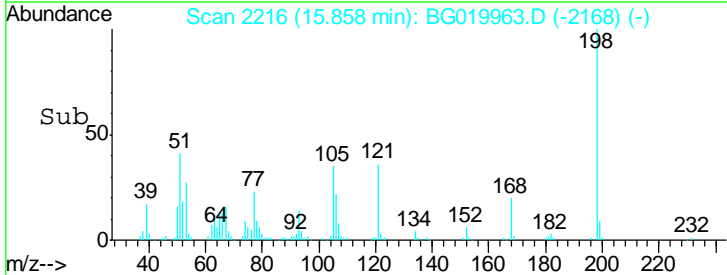
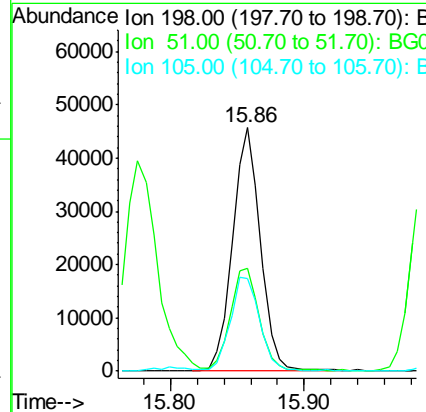
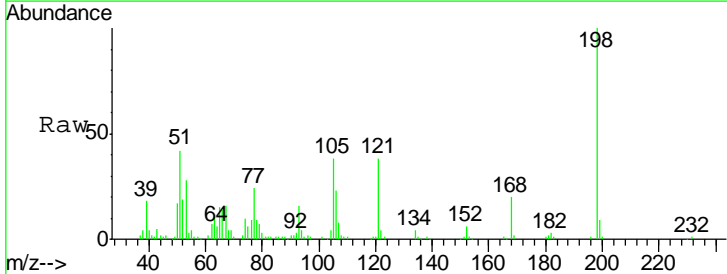
Instrument :
 BNA_G
 ClientSampled :
 COFF(0-2)-2MS

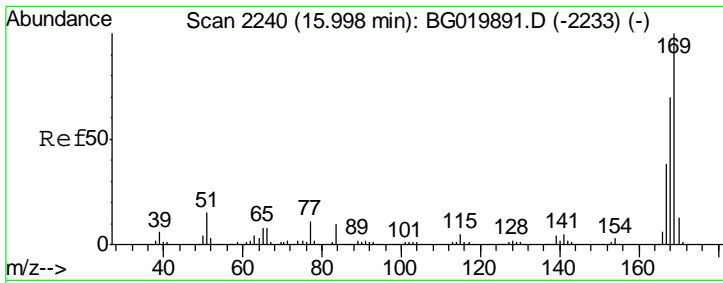
Tgt Ion	Resp	Lower	Upper
188	100		
94	7.9	7.7	11.5
80	9.6	7.8	11.8



#64
 4,6-Dinitro-2-methylphenol
 Concen: 45.59 ng
 RT: 15.86 min Scan# 2216
 Delta R.T. -0.02 min
 Lab File: BG019963.D
 Acq: 6 Dec 2015 12:33

Tgt Ion	Resp	Lower	Upper
198	100		
51	42.1	14.2	54.2
105	37.8	21.1	61.1

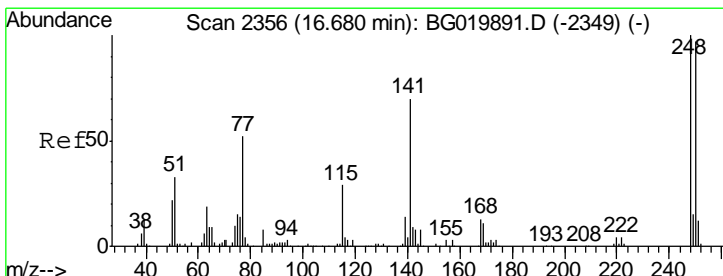
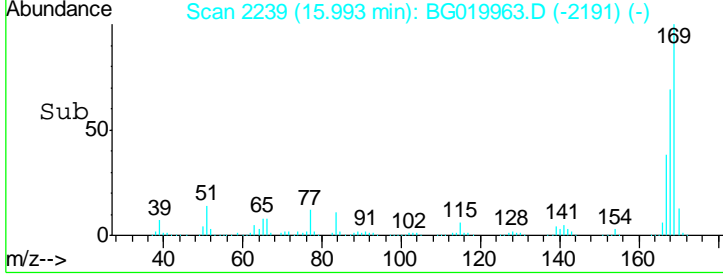
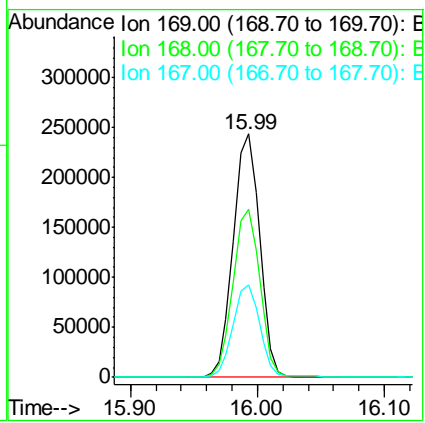
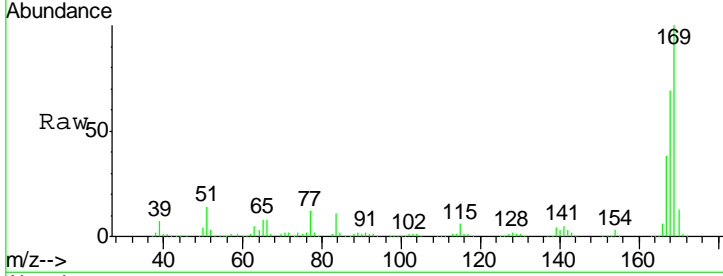




#65
 n-Nitrosodiphenylamine
 Concen: 46.51 ng
 RT: 15.99 min Scan# 2239
 Delta R.T. -0.02 min
 Lab File: BG019963.D
 Acq: 6 Dec 2015 12:33

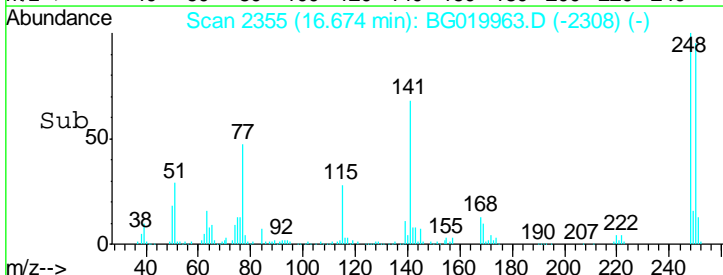
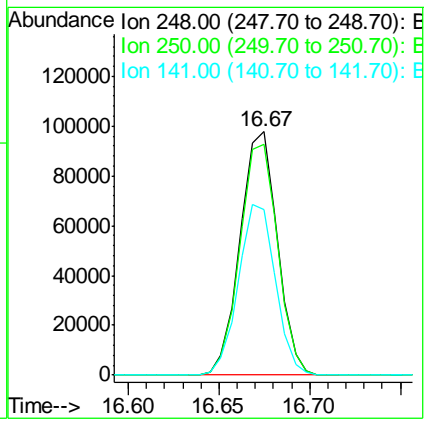
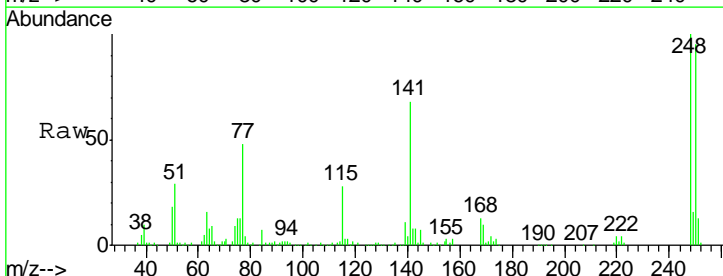
Instrument :
 BNA_G
 ClientSampleId :
 COFF(0-2)-2MS

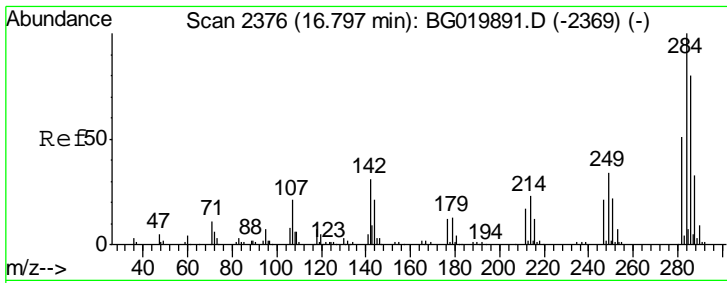
Tgt Ion	Resp	Lower	Upper
169	100		
168	69.2	58.2	87.2
167	38.2	32.7	49.1



#66
 4-Bromophenyl-phenylether
 Concen: 42.88 ng
 RT: 16.67 min Scan# 2355
 Delta R.T. -0.02 min
 Lab File: BG019963.D
 Acq: 6 Dec 2015 12:33

Tgt Ion	Resp	Lower	Upper
248	100		
250	94.8	77.8	116.8
141	68.0	50.4	75.6

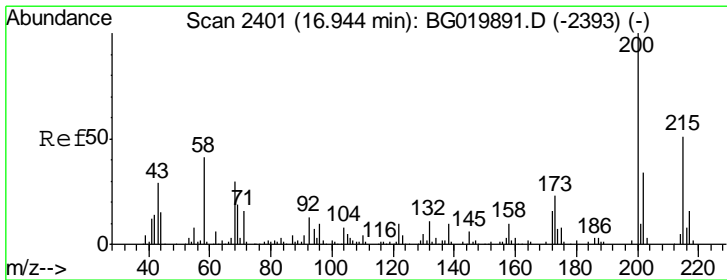
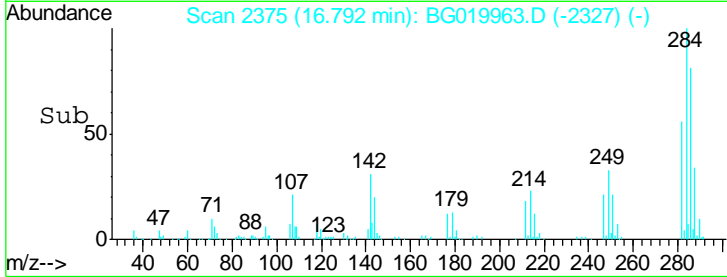
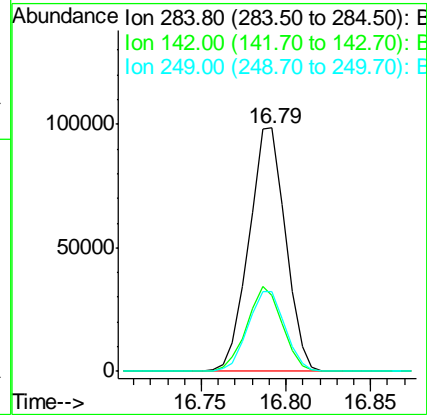
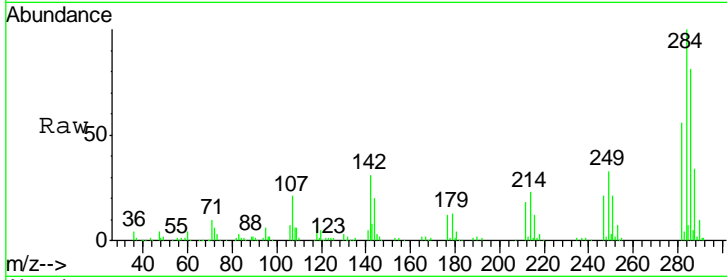




#67
 Hexachlorobenzene
 Concen: 44.06 ng
 RT: 16.79 min Scan# 2375
 Delta R.T. -0.02 min
 Lab File: BG019963.D
 Acq: 6 Dec 2015 12:33

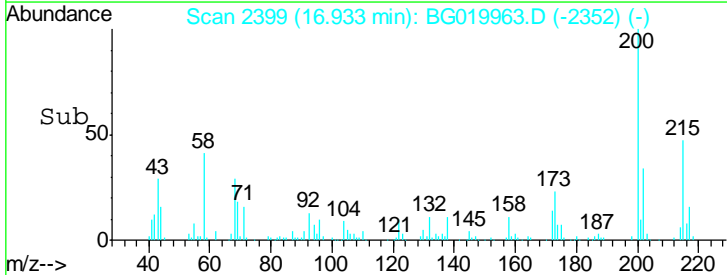
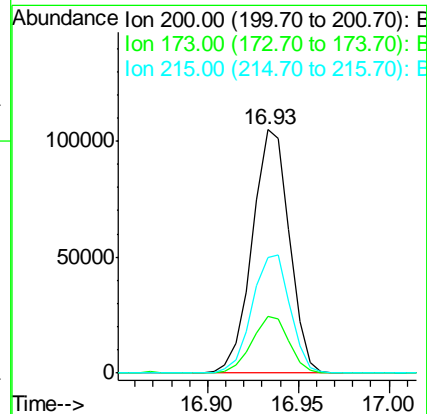
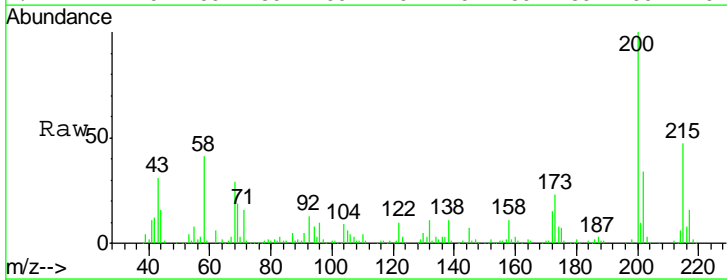
Instrument :
 BNA_G
 ClientSampled :
 COFF(0-2)-2MS

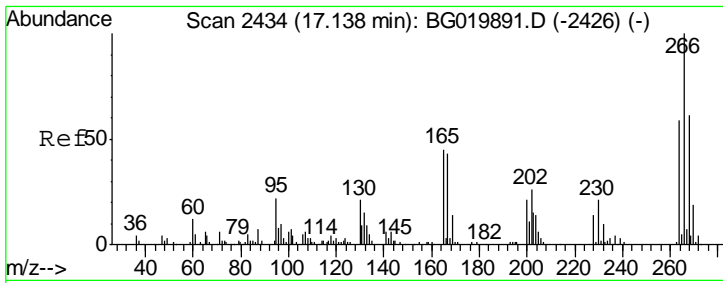
Tgt Ion	Resp	Lower	Upper
284	149007		
142	31.3	26.6	39.8
249	32.8	26.2	39.2



#68
 Atrazine
 Concen: 45.29 ng
 RT: 16.93 min Scan# 2399
 Delta R.T. -0.02 min
 Lab File: BG019963.D
 Acq: 6 Dec 2015 12:33

Tgt Ion	Resp	Lower	Upper
200	148773		
173	23.2	5.2	45.2
215	47.3	27.0	67.0

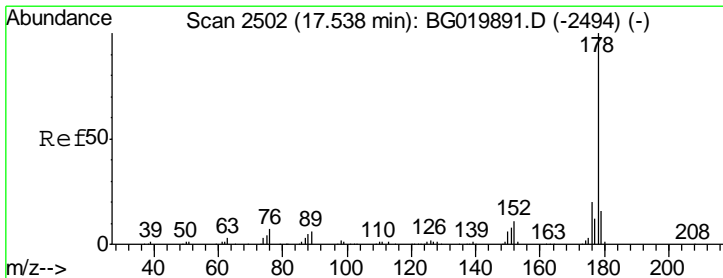
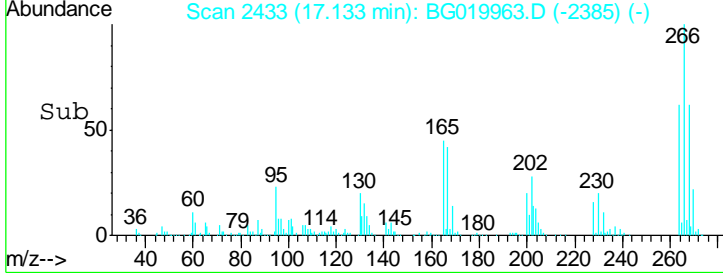
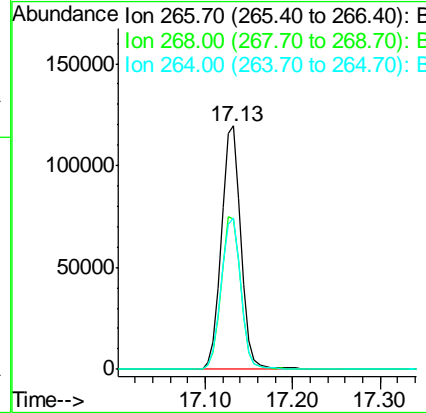
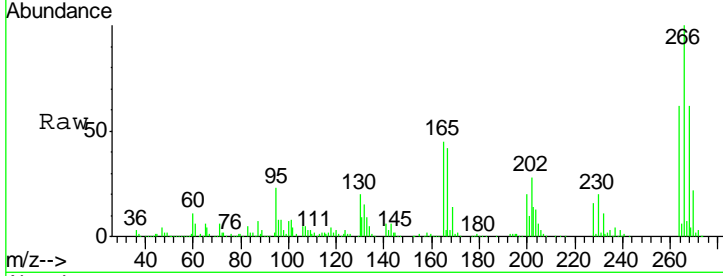




#69
 Pentachlorophenol
 Concen: 94.32 ng
 RT: 17.13 min Scan# 2433
 Delta R.T. -0.02 min
 Lab File: BG019963.D
 Acq: 6 Dec 2015 12:33

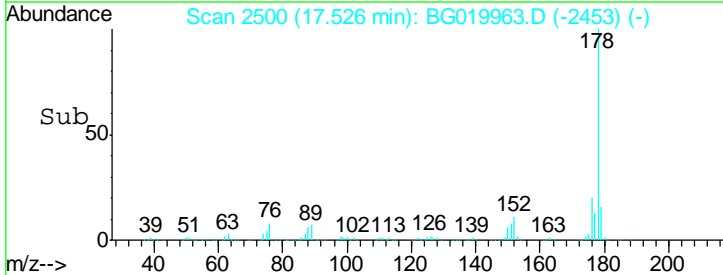
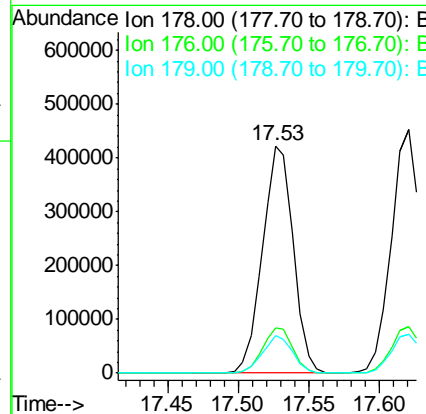
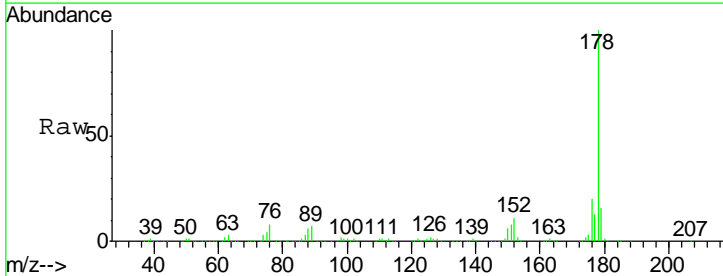
Instrument :
 BNA_G
 ClientSampleId :
 COFF(0-2)-2MS

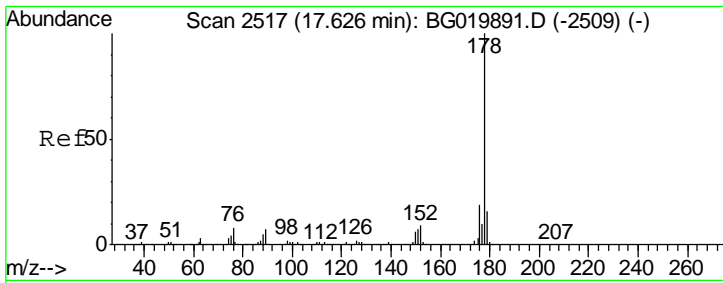
Tgt Ion	Resp	Lower	Upper
266	186190		
268	61.7	47.6	71.4
264	62.3	48.1	72.1



#70
 Phenanthrene
 Concen: 43.77 ng
 RT: 17.53 min Scan# 2500
 Delta R.T. -0.02 min
 Lab File: BG019963.D
 Acq: 6 Dec 2015 12:33

Tgt Ion	Resp	Lower	Upper
178	647061		
176	20.0	16.7	25.1
179	16.4	13.9	20.9

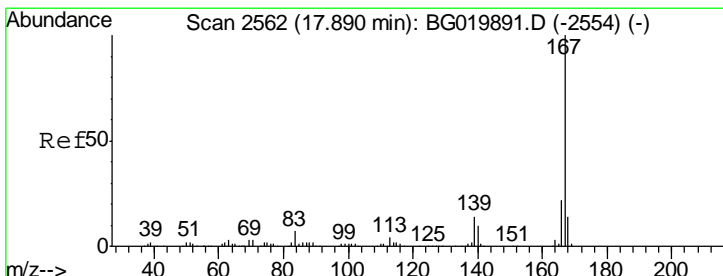
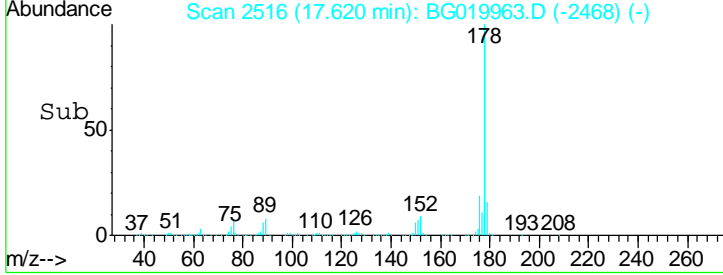
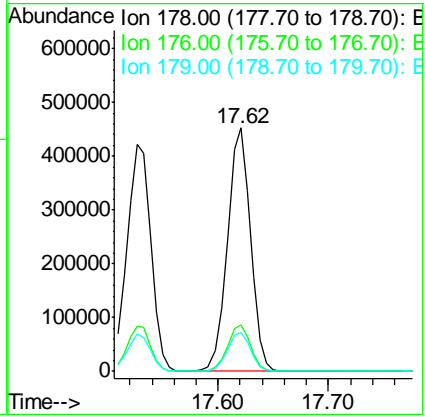
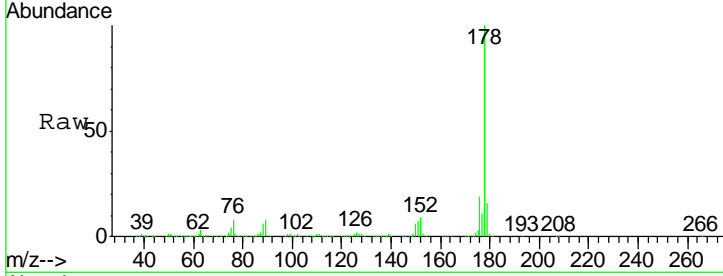




#71
 Anthracene
 Concen: 43.92 ng
 RT: 17.62 min Scan# 2516
 Delta R.T. -0.02 min
 Lab File: BG019963.D
 Acq: 6 Dec 2015 12:33

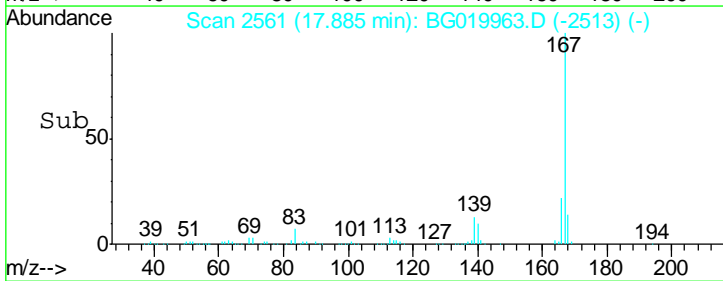
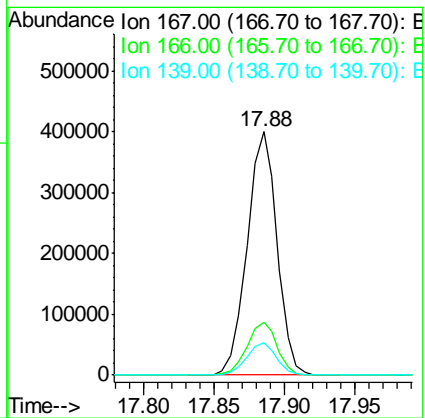
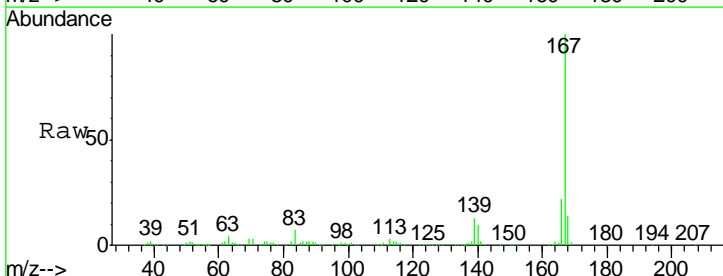
Instrument :
 BNA_G
 ClientSampleId :
 COFF(0-2)-2MS

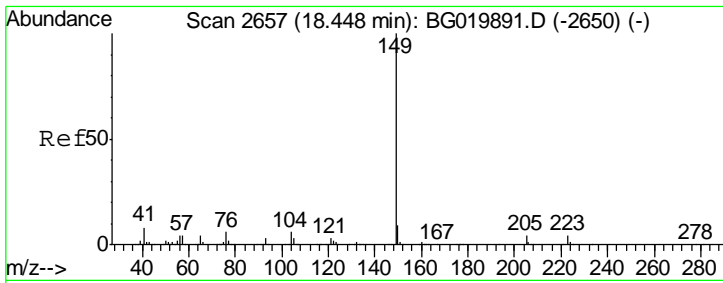
Tgt Ion	Resp	Lower	Upper
178	100		
176	19.3	16.8	25.2
179	15.8	13.9	20.9



#72
 Carbazole
 Concen: 44.84 ng
 RT: 17.88 min Scan# 2561
 Delta R.T. -0.02 min
 Lab File: BG019963.D
 Acq: 6 Dec 2015 12:33

Tgt Ion	Resp	Lower	Upper
167	100		
166	21.9	19.0	28.6
139	13.1	10.2	15.4

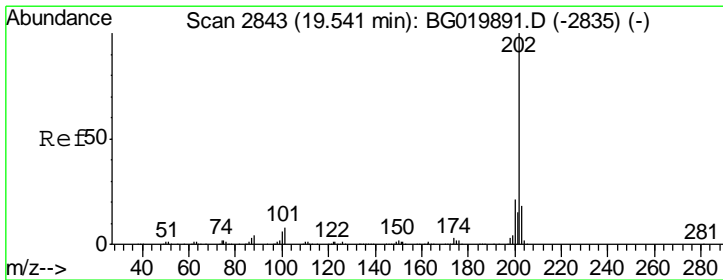

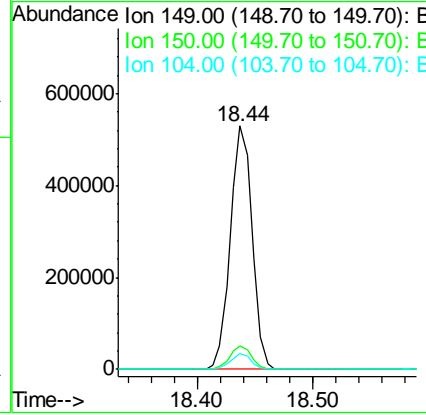
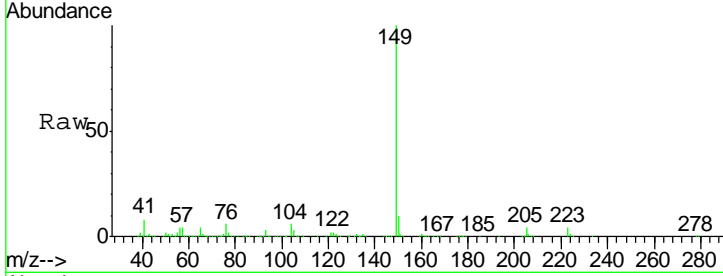




#73
 Di-n-butylphthalate
 Concen: 42.54 ng
 RT: 18.44 min Scan# 2655
 Delta R.T. -0.03 min
 Lab File: BG019963.D
 Acq: 6 Dec 2015 12:33


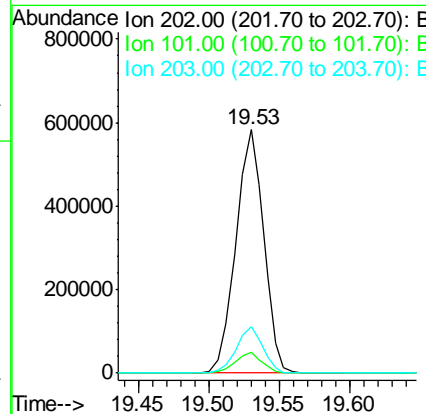

Instrument :
 BNA_G
 ClientSampled :
 COFF(0-2)-2MS

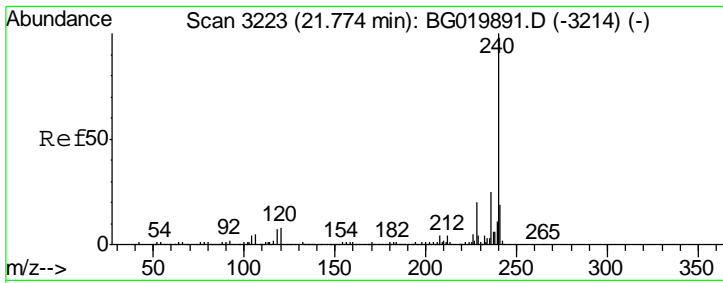
Tgt Ion	Resp	Lower	Upper
149	100		
150	9.8	8.2	12.4
104	6.2	4.4	6.6



#74
 Fluoranthene
 Concen: 42.29 ng
 RT: 19.53 min Scan# 2841
 Delta R.T. -0.02 min
 Lab File: BG019963.D
 Acq: 6 Dec 2015 12:33

Tgt Ion	Resp	Lower	Upper
202	100		
101	8.7	0.0	32.4
203	19.1	0.0	39.5

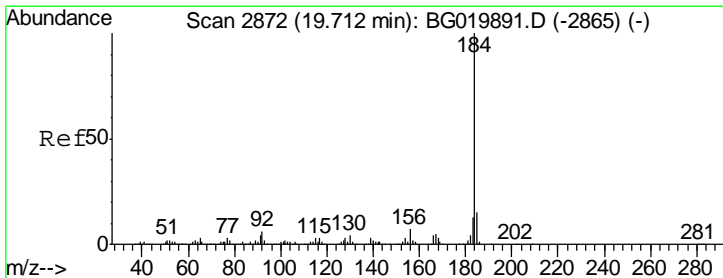
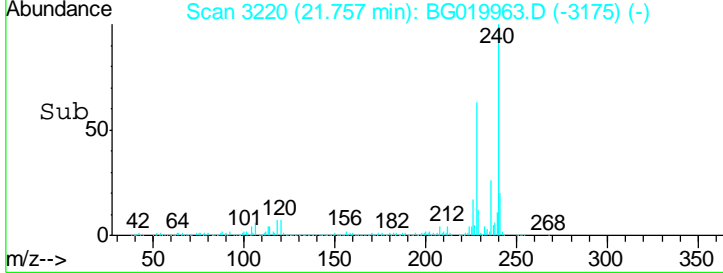
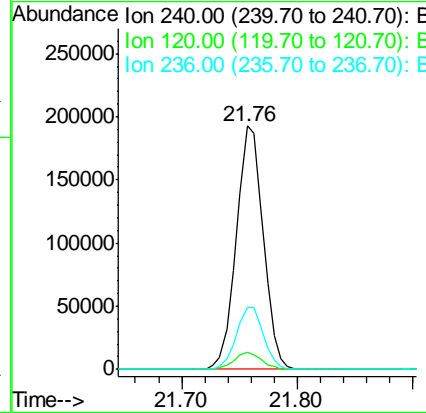
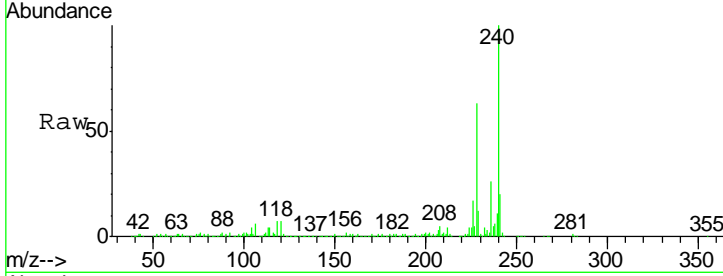




#75
 Chrysene-d12
 Concen: 20.00 ng
 RT: 21.76 min Scan# 3220
 Delta R.T. -0.04 min
 Lab File: BG019963.D
 Acq: 6 Dec 2015 12:33

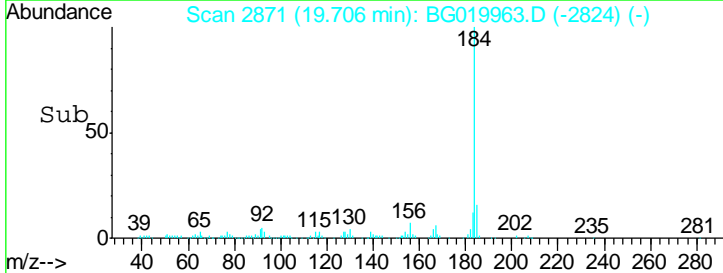
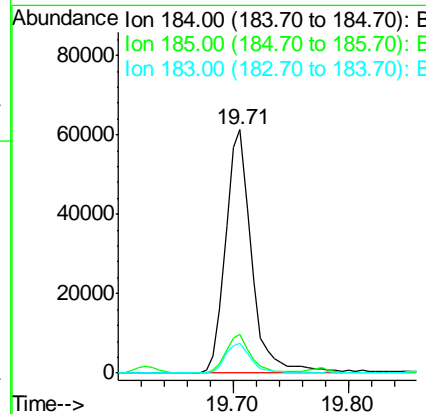
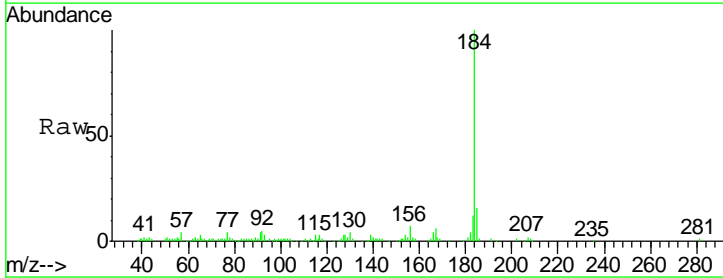
Instrument :
 BNA_G
 ClientSampleId :
 COFF(0-2)-2MS

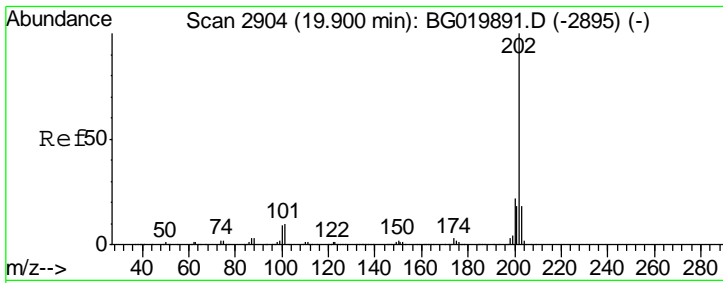
Tgt Ion	Resp	Lower	Upper
240	311133		
120	7.2	7.4	11.0#
236	25.6	20.7	31.1



#76
 Benzidine
 Concen: 9.37 ng
 RT: 19.71 min Scan# 2871
 Delta R.T. -0.02 min
 Lab File: BG019963.D
 Acq: 6 Dec 2015 12:33

Tgt Ion	Resp	Lower	Upper
184	95736		
185	15.7	13.4	20.2
183	12.2	10.1	15.1

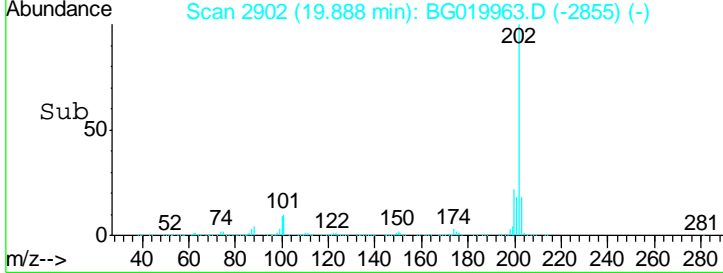
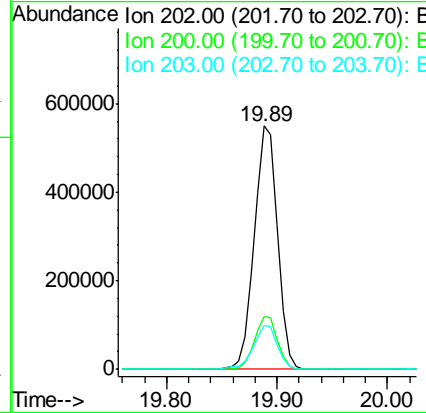
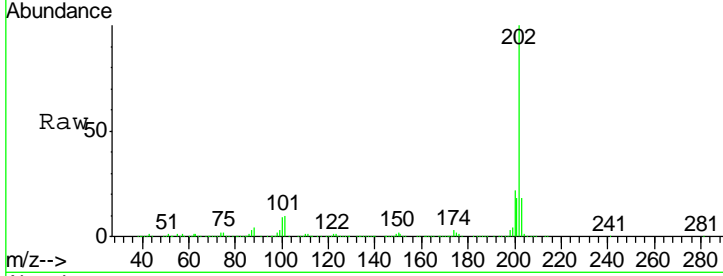




#77
 Pyrene
 Concen: 44.44 ng
 RT: 19.89 min Scan# 2902
 Delta R.T. -0.02 min
 Lab File: BG019963.D
 Acq: 6 Dec 2015 12:33

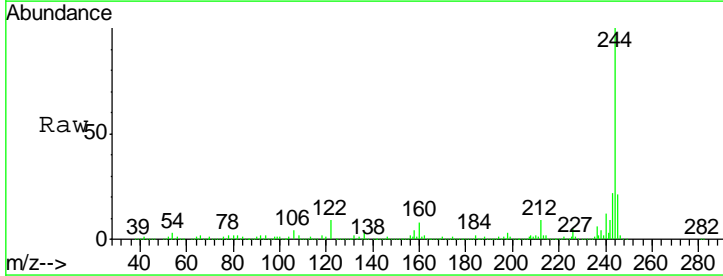
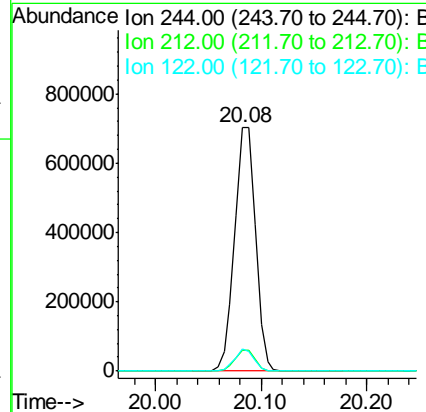
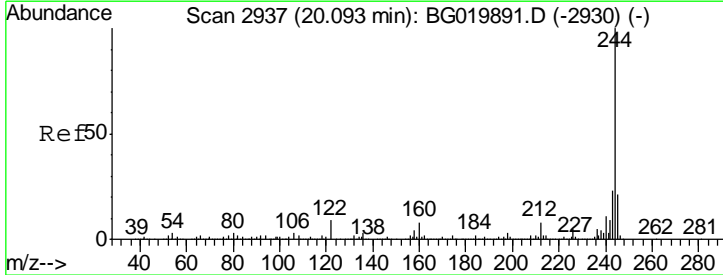
Instrument :
 BNA_G
 Client Sampled :
 COFF(0-2)-2MS

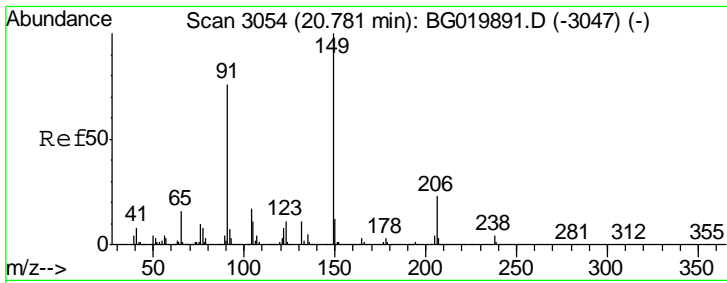
Tgt Ion	Resp	Lower	Upper
202	100		
200	21.5	19.4	29.0
203	17.9	15.5	23.3



#78
 Terphenyl-d14
 Concen: 74.90 ng
 RT: 20.08 min Scan# 2935
 Delta R.T. -0.03 min
 Lab File: BG019963.D
 Acq: 6 Dec 2015 12:33

Tgt Ion	Resp	Lower	Upper
244	100		
212	8.5	6.9	10.3
122	9.1	10.2	15.2#

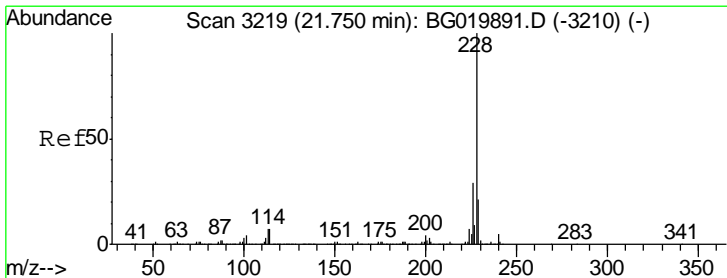
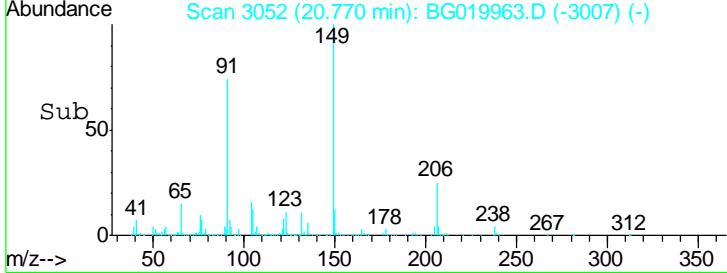
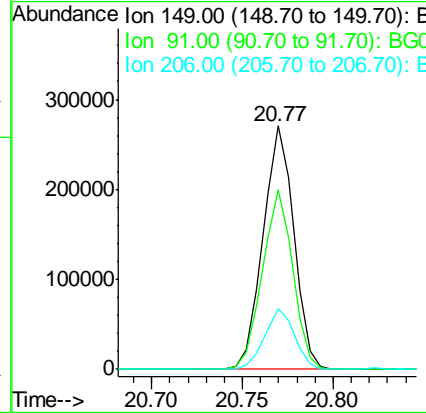
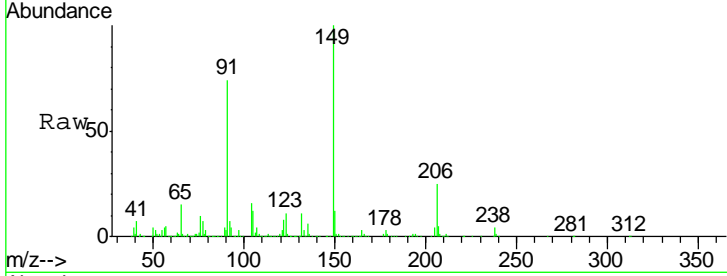




#79
 Butylbenzylphthalate
 Concen: 44.58 ng
 RT: 20.77 min Scan# 3052
 Delta R.T. -0.04 min
 Lab File: BG019963.D
 Acq: 6 Dec 2015 12:33

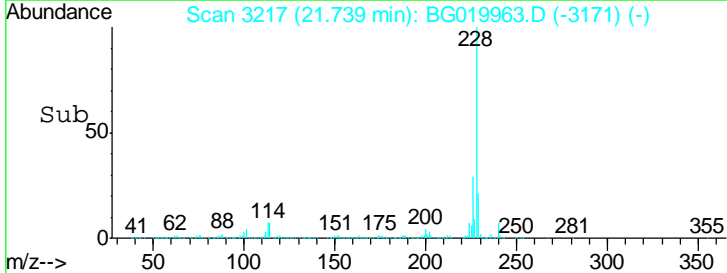
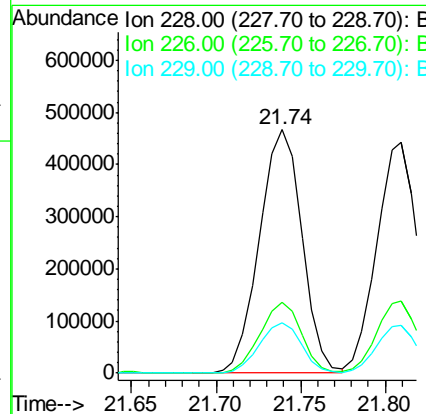
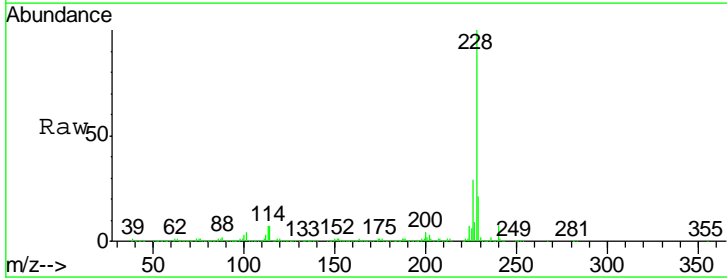
Instrument :
 BNA_G
 ClientSampled :
 COFF(0-2)-2MS

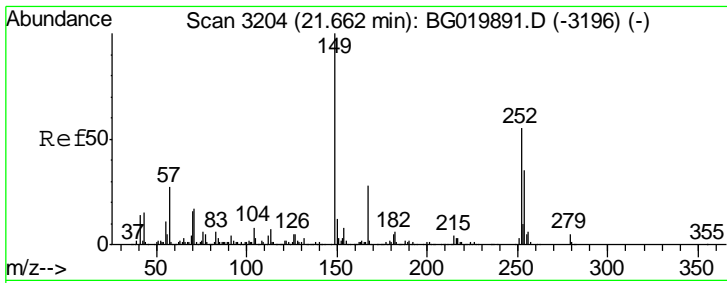
Tgt Ion	Resp	Lower	Upper
149	319851		
91	73.8	58.1	87.1
206	25.0	17.8	26.8



#80
 Benzo(a)anthracene
 Concen: 42.96 ng
 RT: 21.74 min Scan# 3217
 Delta R.T. -0.03 min
 Lab File: BG019963.D
 Acq: 6 Dec 2015 12:33

Tgt Ion	Resp	Lower	Upper
228	818270		
226	29.1	23.4	35.0
229	20.9	16.6	25.0

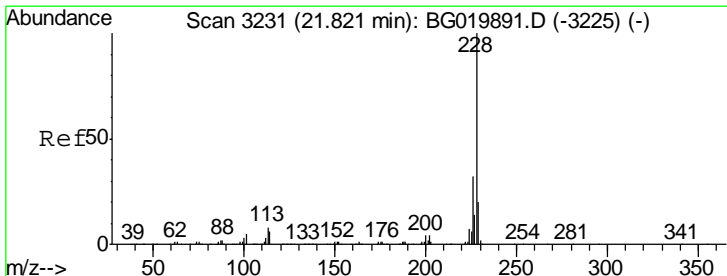
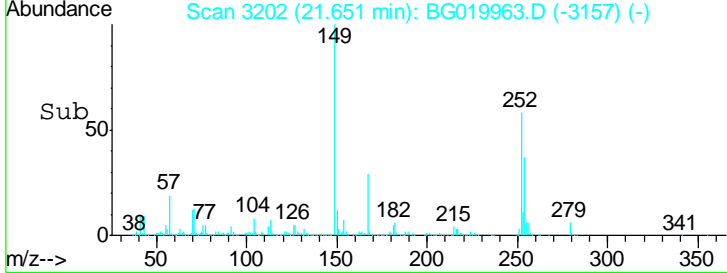
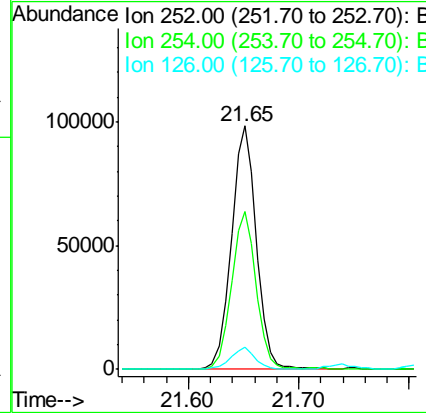
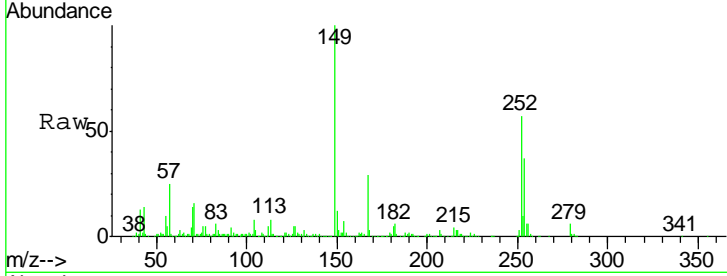




#81
 3,3'-Dichlorobenzidine
 Concen: 21.36 ng
 RT: 21.65 min Scan# 3202
 Delta R.T. -0.04 min
 Lab File: BG019963.D
 Acq: 6 Dec 2015 12:33

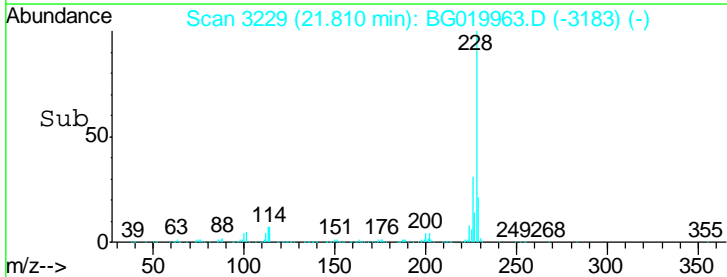
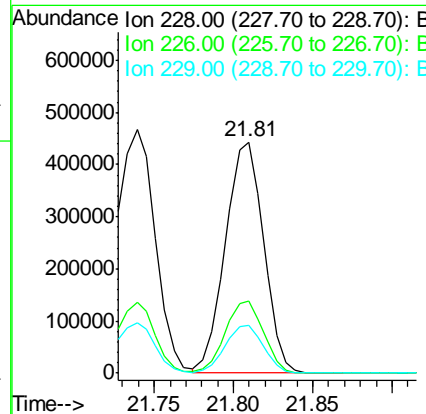
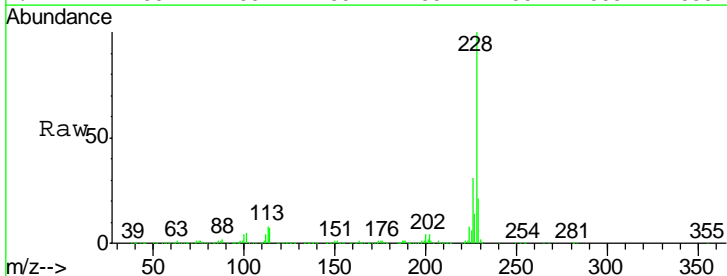
Instrument :
 BNA_G
 ClientSampleId :
 COFF(0-2)-2MS

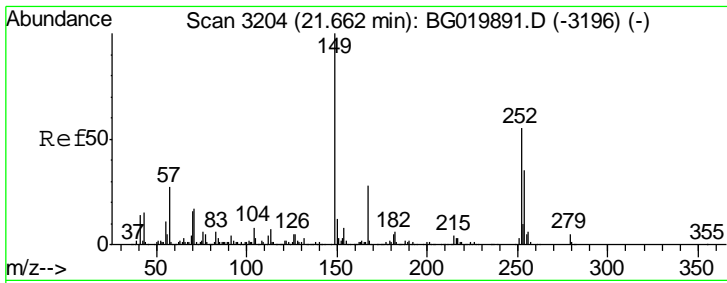
Tgt Ion	Resp	Lower	Upper
252	154962		
252	100		
254	64.9	52.5	78.7
126	9.0	8.5	12.7



#82
 Chrysene
 Concen: 40.93 ng
 RT: 21.81 min Scan# 3229
 Delta R.T. -0.03 min
 Lab File: BG019963.D
 Acq: 6 Dec 2015 12:33

Tgt Ion	Resp	Lower	Upper
228	740208		
228	100		
226	31.4	26.7	40.1
229	20.6	17.0	25.6

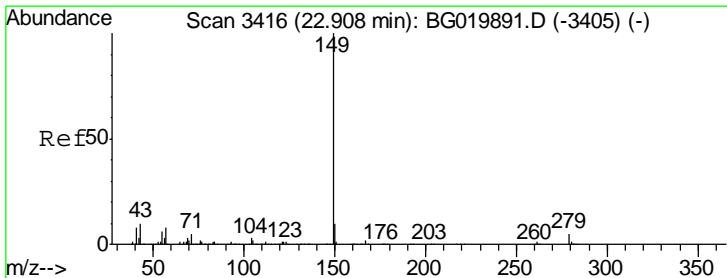
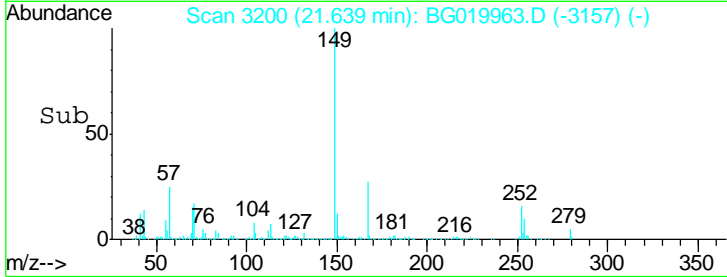
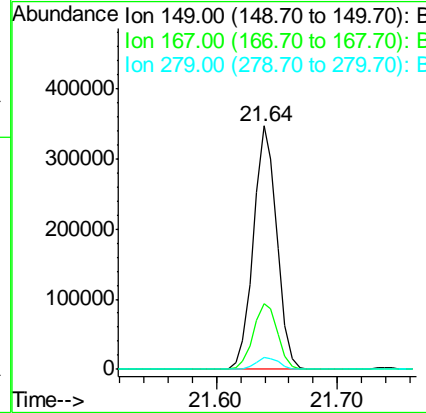
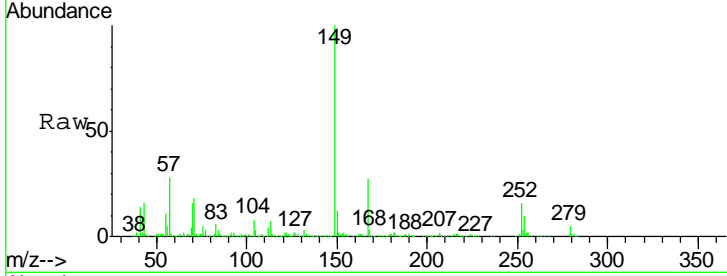




#83
 Bis(2-ethylhexyl)phthalate
 Concen: 44.37 ng
 RT: 21.64 min Scan# 3200
 Delta R.T. -0.05 min
 Lab File: BG019963.D
 Acq: 6 Dec 2015 12:33

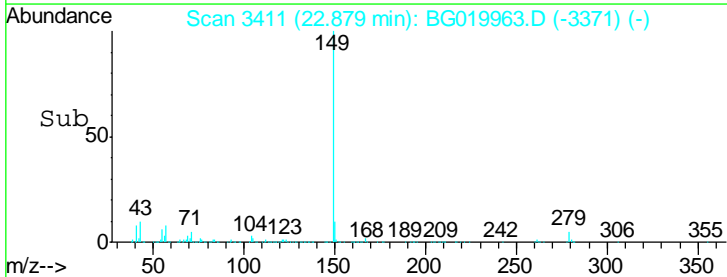
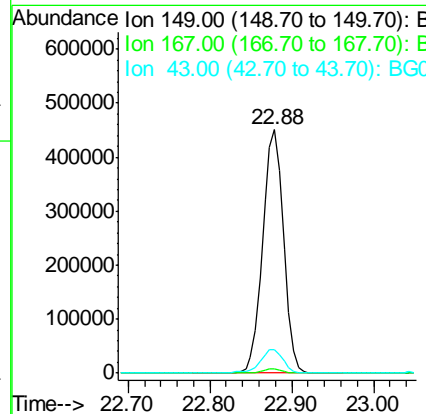
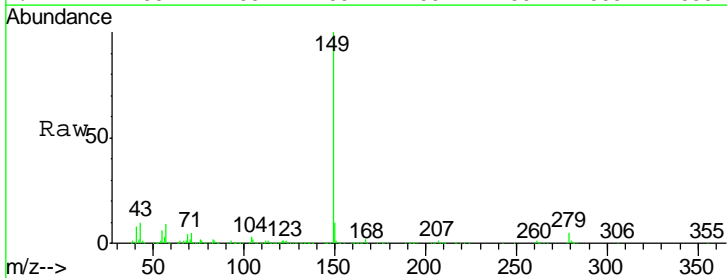
Instrument :
 BNA_G
 ClientSampleId :
 COFF(0-2)-2MS

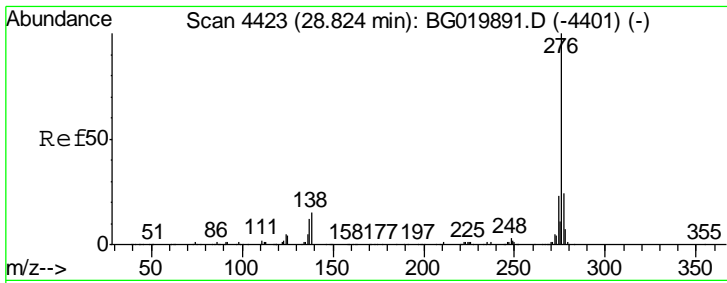
Tgt Ion	Resp	Lower	Upper
149	100		
167	27.0	23.8	35.8
279	5.0	3.4	5.2



#84
 Di-n-octyl phthalate
 Concen: 46.71 ng
 RT: 22.88 min Scan# 3411
 Delta R.T. -0.06 min
 Lab File: BG019963.D
 Acq: 6 Dec 2015 12:33

Tgt Ion	Resp	Lower	Upper
149	100		
167	1.7	1.2	1.8
43	10.0	5.9	8.9#

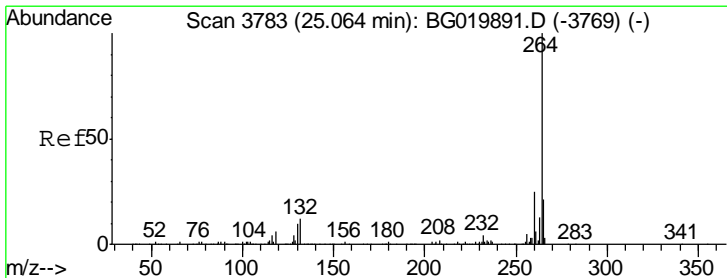
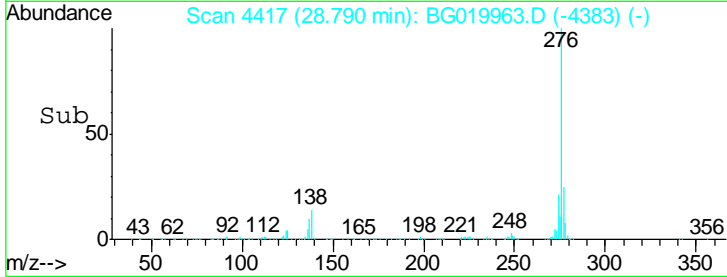
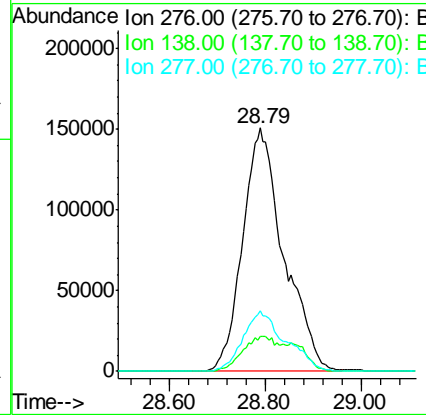
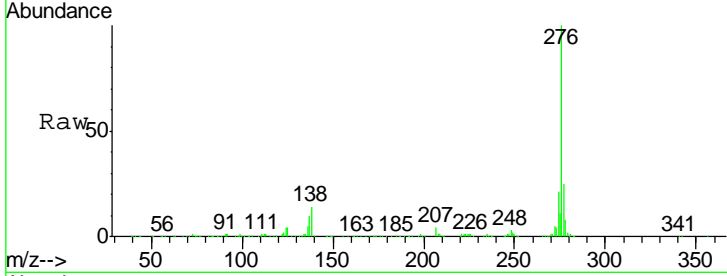




#85
 Indeno(1,2,3-cd)pyrene
 Concen: 45.01 ng
 RT: 28.79 min Scan# 4417
 Delta R.T. -0.10 min
 Lab File: BG019963.D
 Acq: 6 Dec 2015 12:33

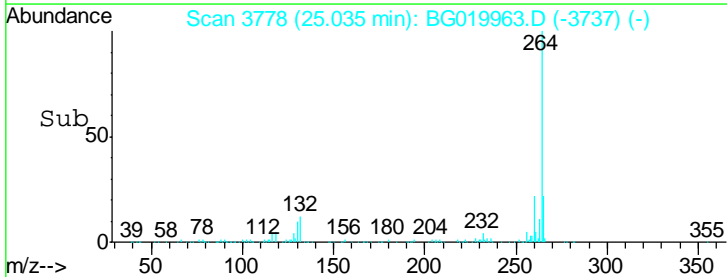
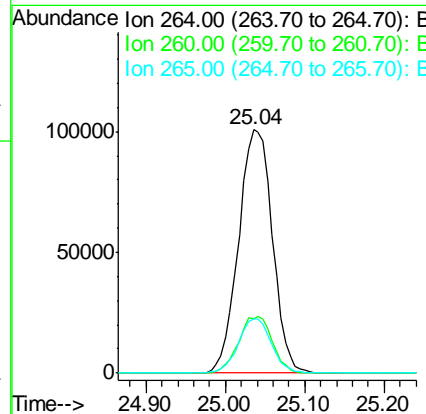
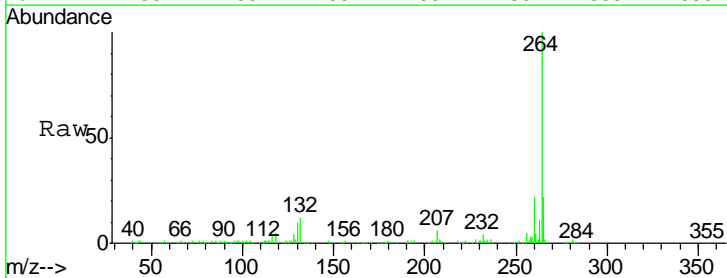
Instrument :
 BNA_G
 ClientSampleId :
 COFF(0-2)-2MS

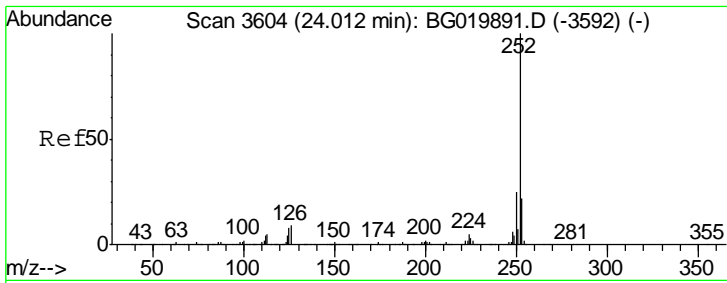
Tgt Ion	Resp	Lower	Upper
276	896667		
138	13.2	0.0	0.0#
277	25.7	0.0	0.0#



#86
 Perylene-d12
 Concen: 20.00 ng
 RT: 25.04 min Scan# 3778
 Delta R.T. -0.06 min
 Lab File: BG019963.D
 Acq: 6 Dec 2015 12:33

Tgt Ion	Resp	Lower	Upper
264	298503		
260	22.3	18.5	27.7
265	22.0	17.2	25.8

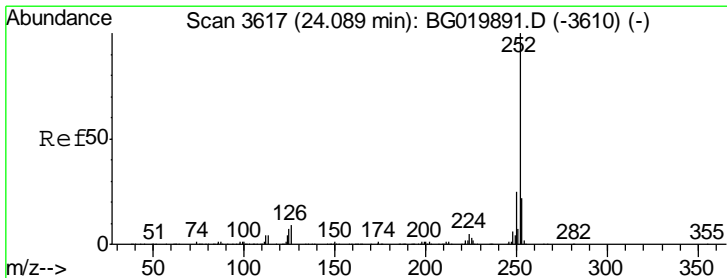
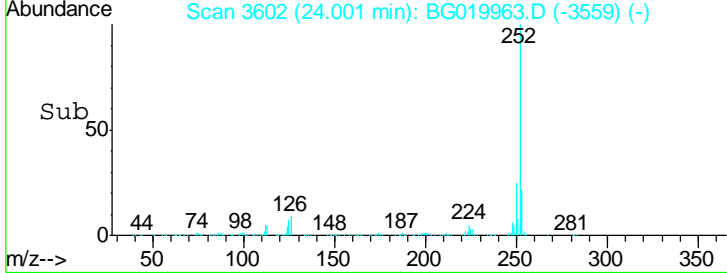
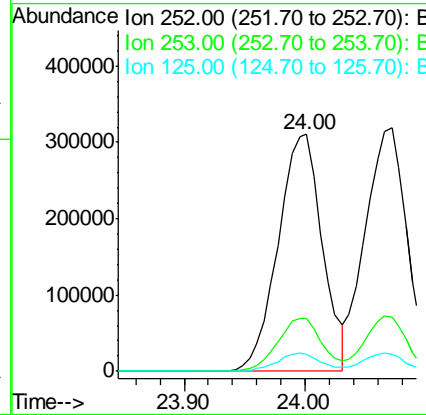
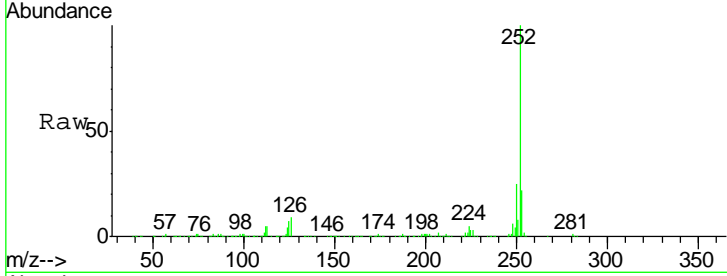




#87
 Benzo(b)fluoranthene
 Concen: 41.52 ng
 RT: 24.00 min Scan# 3602
 Delta R.T. -0.05 min
 Lab File: BG019963.D
 Acq: 6 Dec 2015 12:33

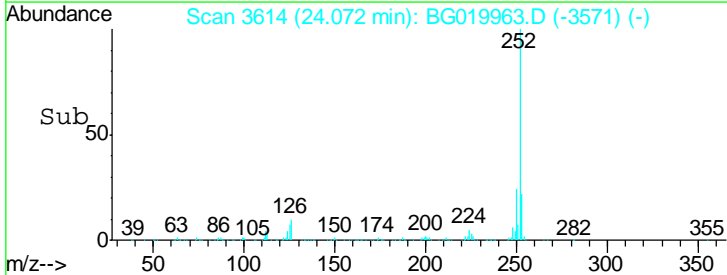
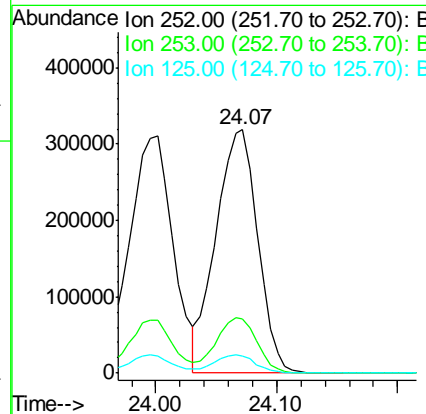
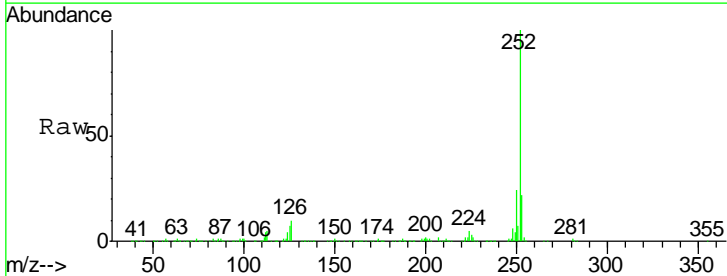
Instrument :
 BNA_G
 ClientSampled :
 COFF(0-2)-2MS

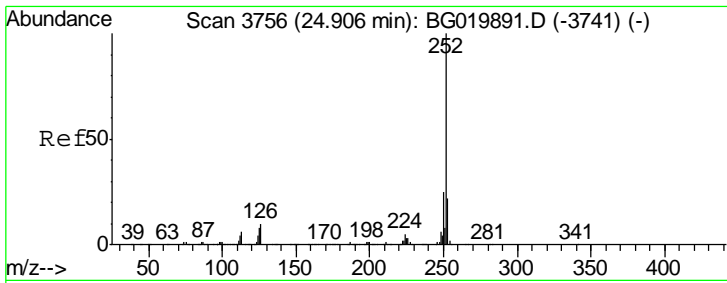
Tgt Ion	Resp	Lower	Upper
252	100		
253	22.5	19.1	28.7
125	7.1	8.9	13.3#



#88
 Benzo(k)fluoranthene
 Concen: 40.59 ng
 RT: 24.07 min Scan# 3614
 Delta R.T. -0.05 min
 Lab File: BG019963.D
 Acq: 6 Dec 2015 12:33

Tgt Ion	Resp	Lower	Upper
252	100		
253	22.2	19.0	28.4
125	7.0	8.9	13.3#

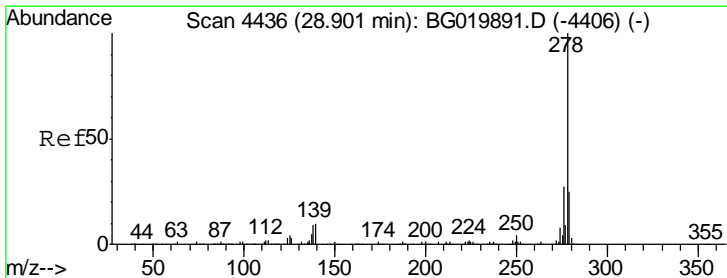
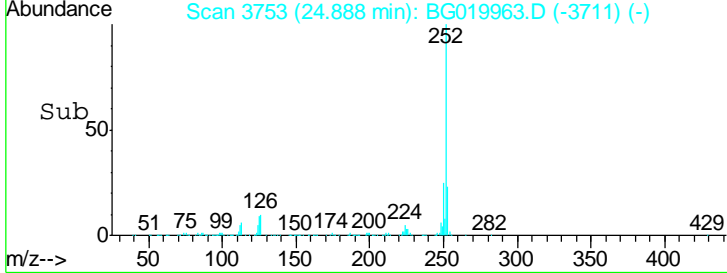
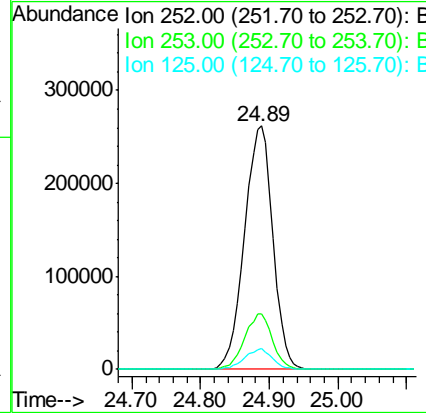
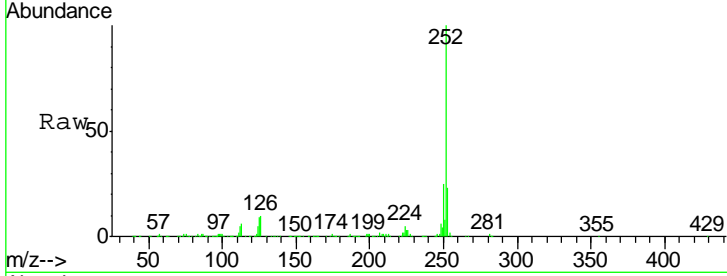




#89
 Benzo(a)pyrene
 Concen: 41.92 ng
 RT: 24.89 min Scan# 3753
 Delta R.T. -0.05 min
 Lab File: BG019963.D
 Acq: 6 Dec 2015 12:33

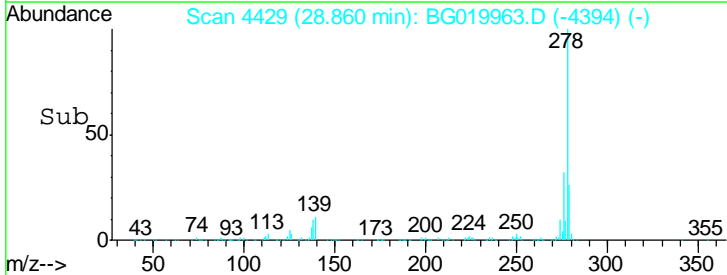
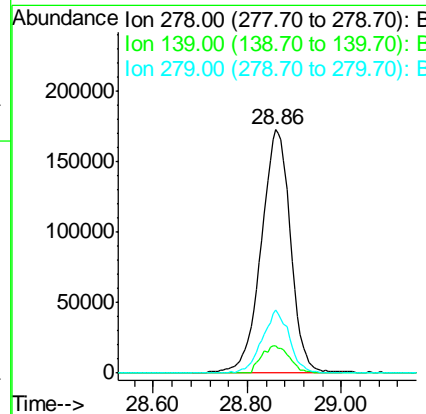
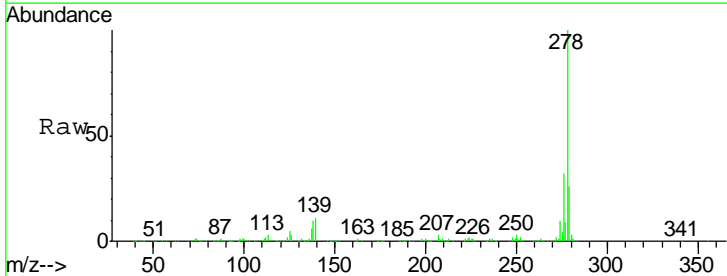
Instrument :
 BNA_G
 ClientSampled :
 COFF(0-2)-2MS

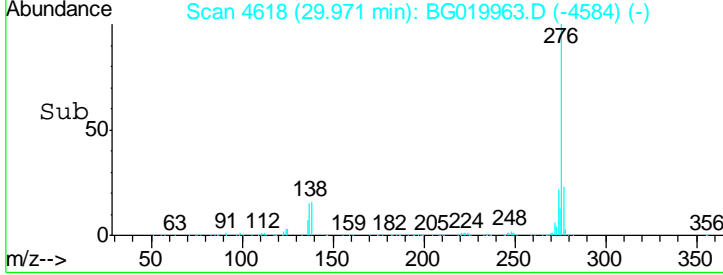
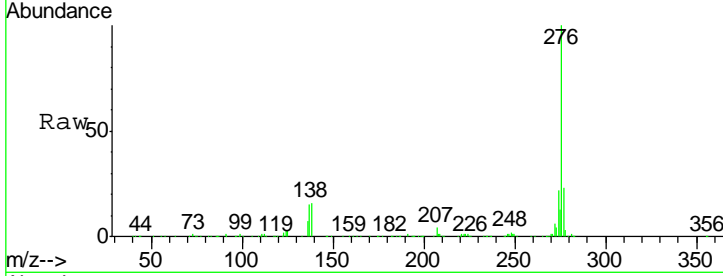
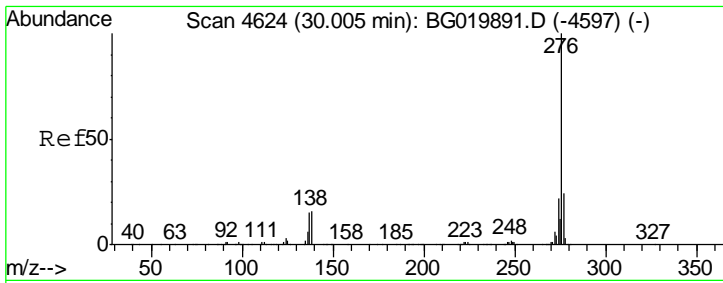
Tgt Ion	Resp	Lower	Upper
252	100		
253	22.7	18.7	28.1
125	8.7	9.1	13.7#



#90
 Dibenzo(a,h)anthracene
 Concen: 42.29 ng
 RT: 28.86 min Scan# 4429
 Delta R.T. -0.09 min
 Lab File: BG019963.D
 Acq: 6 Dec 2015 12:33

Tgt Ion	Resp	Lower	Upper
278	100		
139	11.2	13.8	20.6#
279	26.1	19.4	29.0





#91
 Benzo(g,h,i)perylene
 Concen: 41.60 ng
 RT: 29.97 min Scan# 4618
 Delta R.T. -0.10 min
 Lab File: BG019963.D
 Acq: 6 Dec 2015 12:33

Instrument :
 BNA_G
 ClientSampleId :
 COFF(0-2)-2MS

Tgt Ion	Resp	Lower	Upper
276	724783		
277	22.6	18.4	27.6
138	15.7	17.4	26.0#

