

Data Path : Z:\SVOASRV\HPCHEM1\BNA_G\DATA\BG121018\
 Data File : BG038456.D
 Acq On : 11 Dec 2018 2:12
 Operator : JU/SJ
 Sample : SSTDCCC040
 Misc :
 ALS Vial : 18 Sample Multiplier: 1

Instrument :
 BNA_G
 ClientSampleId :
 SSTDCCC040EC

Quant Time: Dec 11 03:53:17 2018
 Quant Method : Z:\SVOASRV\HPCHEM1\BNA_G\METHODS\8270-BG120418.M
 Quant Title : ASP BNA STANDARDS FOR 5 POINT CALIBRATION
 QLast Update : Tue Dec 04 17:15:40 2018
 Response via : Initial Calibration

Internal Standards	R.T.	QIon	Response	Conc	Units	Dev(Min)
1) 1,4-Dichlorobenzene-d4	8.07	152	31252	20.00	ng	0.00
21) Naphthalene-d8	10.89	136	140524	20.00	ng	0.00
39) Acenaphthene-d10	14.71	164	93368	20.00	ng	0.00
64) Phenanthrene-d10	17.45	188	222554	20.00	ng	-0.01
76) Chrysene-d12	21.74	240	213076	20.00	ng	0.00
87) Perylene-d12	25.05	264	230349	20.00	ng	0.00

System Monitoring Compounds

5) 2-Fluorophenol	5.61	112	145745	82.53	ng	0.00
7) Phenol-d6	7.22	99	209694	82.15	ng	0.00
23) Nitrobenzene-d5	9.25	82	223374	78.92	ng	0.00
42) 2,4,6-Tribromophenol	16.20	330	98764	86.17	ng	0.00
45) 2-Fluorobiphenyl	13.33	172	519310	79.25	ng	0.00
79) Terphenyl-d14	20.05	244	767399	77.15	ng	0.00

Target Compounds

Target Compounds	R.T.	QIon	Response	Conc	Units	Qvalue
2) 1,4-Dioxane	3.50	88	32739	40.449	ng	97
3) Pyridine	3.91	79	102632	42.384	ng	90
4) n-Nitrosodimethylamine	3.83	42	51589	48.638	ng	82
6) Aniline	7.40	93	133565	40.970	ng	98
8) 2-Chlorophenol	7.63	128	85478	41.676	ng	97
9) Benzaldehyde	7.21	77	63884	39.525	ng	97
10) Phenol	7.24	94	109776	40.705	ng	87
11) bis(2-Chloroethyl)ether	7.49	93	88435	40.040	ng	99
12) 1,3-Dichlorobenzene	7.96	146	96877	40.414	ng	94
13) 1,4-Dichlorobenzene	8.11	146	98864	39.861	ng	98
14) 1,2-Dichlorobenzene	8.43	146	93924	41.410	ng	95
15) Benzyl Alcohol	8.31	79	79956	38.102	ng	96
16) 2,2'-oxybis(1-Chloropropan	8.59	45	200245	39.859	ng	97
17) 2-Methylphenol	8.51	107	76473	40.585	ng	96
18) Hexachloroethane	9.15	117	37106	41.451	ng	94
19) n-Nitroso-di-n-propylamine	8.88	70	74645	40.013	ng	91
20) 3+4-Methylphenols	8.84	107	108288	39.857	ng	95
22) Acetophenone	8.90	105	139130	41.088	ng	# 94
24) Nitrobenzene	9.29	77	113372	39.425	ng	100
25) Isophorone	9.81	82	187109	37.617	ng	# 96
26) 2-Nitrophenol	10.00	139	56468	42.380	ng	# 89
27) 2,4-Dimethylphenol	10.04	122	83408	43.583	ng	99
28) bis(2-Chloroethoxy)methane	10.29	93	116096	40.714	ng	99
29) 2,4-Dichlorophenol	10.53	162	95717	43.814	ng	97
30) 1,2,4-Trichlorobenzene	10.75	180	107342	41.857	ng	98
31) Naphthalene	10.94	128	275200	40.998	ng	99
32) Benzoic acid	10.20	122	40756	31.782	ng	98
33) 4-Chloroaniline	11.05	127	124785	41.993	ng	98
34) Hexachlorobutadiene	11.20	225	71460	44.541	ng	96
35) Caprolactam	11.84	113	35309	39.084	ng	# 77
36) 4-Chloro-3-methylphenol	12.16	107	105759	43.571	ng	94
37) 2-Methylnaphthalene	12.54	142	200101	41.860	ng	97
38) 1-Methylnaphthalene	12.76	142	196657	42.953	ng	99
40) 1,2,4,5-Tetrachlorobenzene	12.90	216	132153	41.134	ng	99

Data Path : Z:\SVOASRV\HPCHEM1\BNA_G\DATA\BG121018\
 Data File : BG038456.D
 Acq On : 11 Dec 2018 2:12
 Operator : JU/SJ
 Sample : SSTDCCC040
 Misc :
 ALS Vial : 18 Sample Multiplier: 1

Instrument :
 BNA_G
 ClientSampleId :
 SSTDCCC040EC

Quant Time: Dec 11 03:53:17 2018
 Quant Method : Z:\SVOASRV\HPCHEM1\BNA_G\METHODS\8270-BG120418.M
 Quant Title : ASP BNA STANDARDS FOR 5 POINT CALIBRATION
 QLast Update : Tue Dec 04 17:15:40 2018
 Response via : Initial Calibration

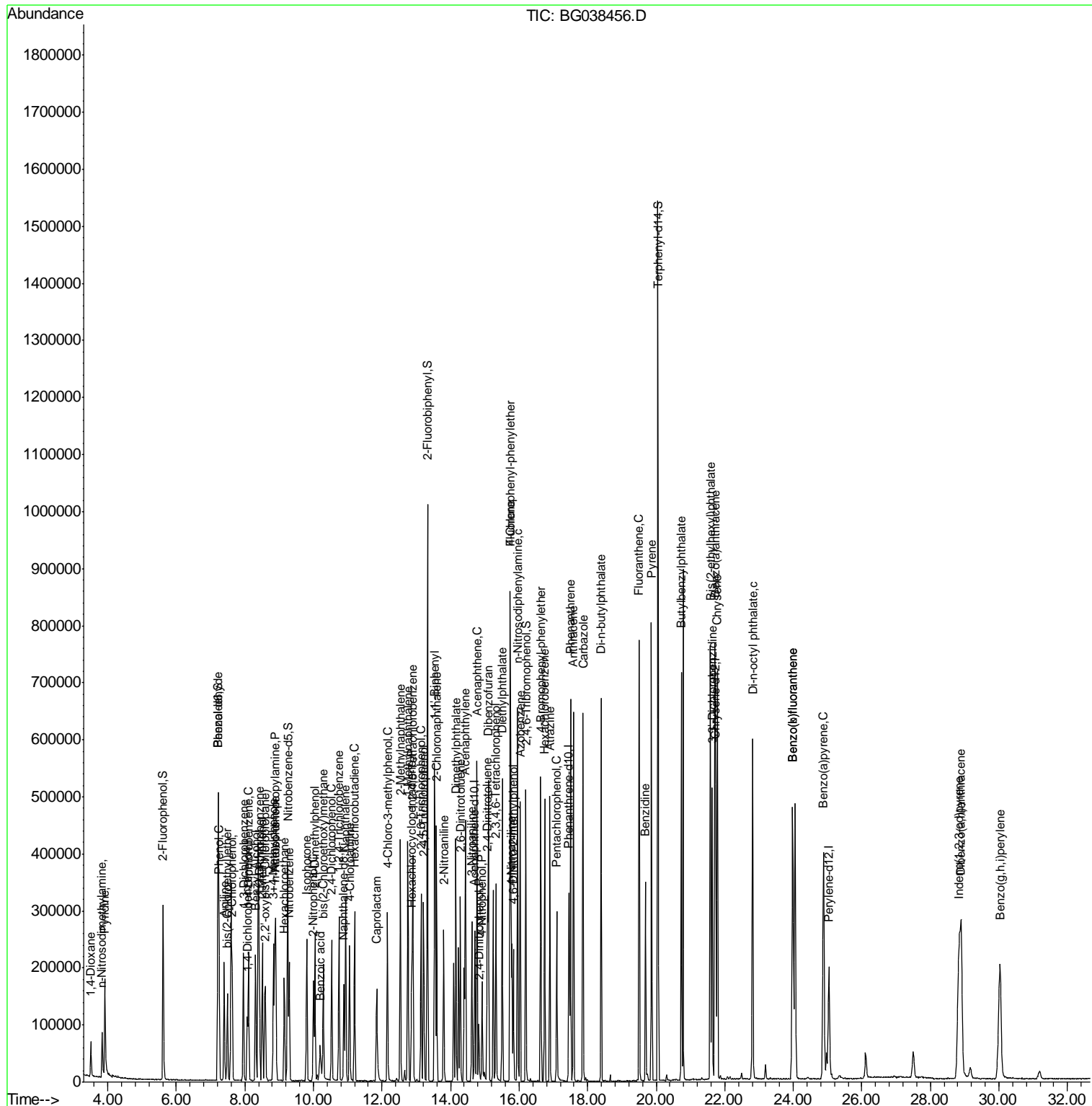
Internal Standards	R.T.	QIon	Response	Conc	Units	Dev(Min)
41) Hexachlorocyclopentadiene	12.87	237	68708	38.916	ng	95
43) 2,4,6-Trichlorophenol	13.14	196	86555	41.589	ng	96
44) 2,4,5-Trichlorophenol	13.21	196	90474	41.035	ng	95
46) 1,1'-Biphenyl	13.54	154	306045	38.778	ng	98
47) 2-Chloronaphthalene	13.59	162	233712	39.243	ng	98
48) 2-Nitroaniline	13.80	65	79793	39.936	ng	98
49) Acenaphthylene	14.44	152	354765	39.553	ng	99
50) Dimethylphthalate	14.16	163	298214	39.821	ng	100
51) 2,6-Dinitrotoluene	14.29	165	67449	39.428	ng	90
52) Acenaphthene	14.77	154	212243	38.815	ng	98
53) 3-Nitroaniline	14.62	138	69328	37.629	ng	97
54) 2,4-Dinitrophenol	14.83	184	25867	27.584	ng	# 84
55) Dibenzofuran	15.11	168	356118	39.394	ng	97
56) 4-Nitrophenol	14.92	139	47326	32.518	ng	85
57) 2,4-Dinitrotoluene	15.08	165	93446	39.605	ng	95
58) Fluorene	15.75	166	269750	40.503	ng	99
59) 2,3,4,6-Tetrachlorophenol	15.32	232	77365	40.402	ng	97
60) Diethylphthalate	15.51	149	318062	38.335	ng	99
61) 4-Chlorophenyl-phenylether	15.74	204	167090	41.769	ng	97
62) 4-Nitroaniline	15.79	138	72380	39.942	ng	84
63) Azobenzene	16.03	77	277515	38.219	ng	94
65) 4,6-Dinitro-2-methylphenol	15.83	198	55987	38.395	ng	95
66) n-Nitrosodiphenylamine	15.96	169	261526	41.789	ng	98
67) 4-Bromophenyl-phenylether	16.63	248	105844	44.040	ng	95
68) Hexachlorobenzene	16.75	284	109699	44.252	ng	96
69) Atrazine	16.90	200	97924	41.933	ng	98
70) Pentachlorophenol	17.10	266	64793	38.160	ng	93
71) Phenanthrene	17.50	178	449600	40.340	ng	99
72) Anthracene	17.59	178	445820	41.306	ng	99
73) Carbazole	17.86	167	436320	40.731	ng	99
74) Di-n-butylphthalate	18.39	149	507801	40.577	ng	98
75) Fluoranthene	19.51	202	538097	41.323	ng	96
77) Benzidine	19.69	184	230068	31.998	ng	97
78) Pyrene	19.86	202	546013	36.624	ng	97
80) Butylbenzylphthalate	20.73	149	221960	37.016	ng	98
81) Benzo(a)anthracene	21.72	228	518710	39.609	ng	99
82) 3,3'-Dichlorobenzidine	21.63	252	202146	39.680	ng	95
83) Chrysene	21.79	228	495437	39.978	ng	97
84) Bis(2-ethylhexyl)phthalate	21.58	149	316486	37.238	ng	98
85) Di-n-octyl phthalate	22.81	149	527293	36.183	ng	98
86) Indeno(1,2,3-cd)pyrene	28.84	276	567575	40.299	ng	# 65
88) Benzo(b)fluoranthene	23.98	252	510172	39.197	ng	97
89) Benzo(k)fluoranthene	23.98	252	510172	39.356	ng	98
90) Benzo(a)pyrene	24.88	252	489217	38.750	ng	# 97
91) Dibenzo(a,h)anthracene	28.90	278	471252	39.356	ng	# 96
92) Benzo(g,h,i)perylene	30.03	276	466640	39.280	ng	# 92

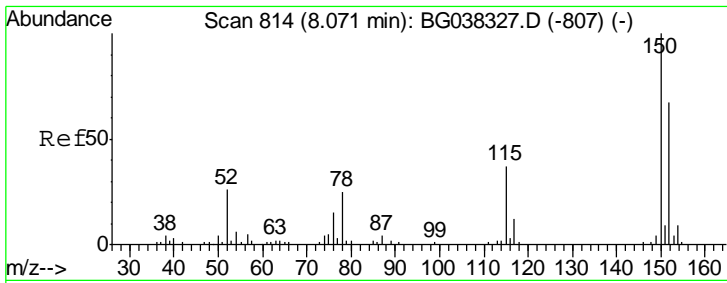
(#) = qualifier out of range (m) = manual integration (+) = signals summed

Data Path : Z:\SVOASRV\HPCHEM1\BNA_G\DATA\BG121018\
 Data File : BG038456.D
 Acq On : 11 Dec 2018 2:12
 Operator : JU/SJ
 Sample : SSTDCCC040
 Misc :
 ALS Vial : 18 Sample Multiplier: 1

Instrument :
 BNA_G
 Client Sampled :
 SSTDCCC040EC

Quant Time: Dec 11 03:53:17 2018
 Quant Method : Z:\SVOASRV\HPCHEM1\BNA_G\METHODS\8270-BG120418.M
 Quant Title : ASP BNA STANDARDS FOR 5 POINT CALIBRATION
 QLast Update : Tue Dec 04 17:15:40 2018
 Response via : Initial Calibration

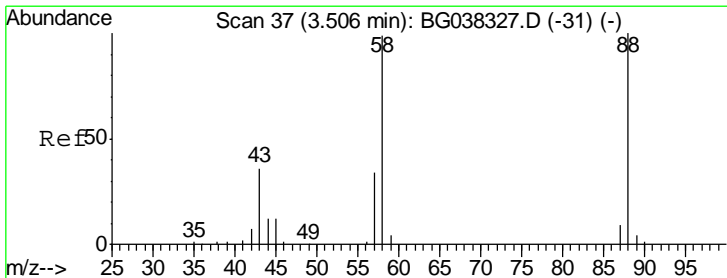
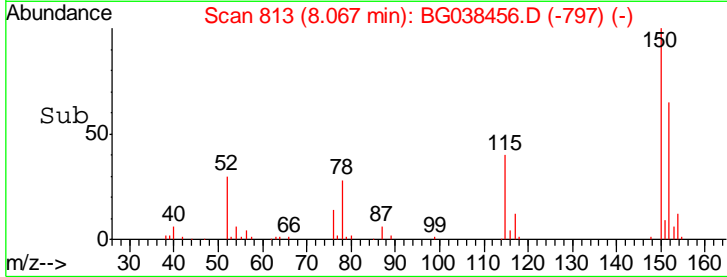
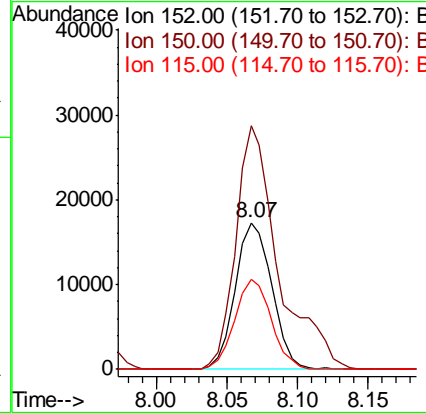
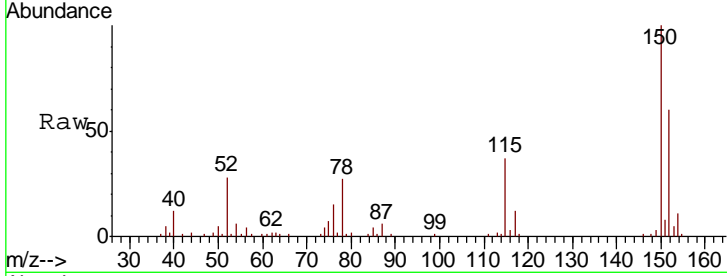




#1
 1,4-Dichlorobenzene-d4
 Concen: 20.000 ng
 RT: 8.07 min Scan# 813
 Delta R.T. -0.00 min
 Lab File: BG038456.D
 Acq: 11 Dec 2018 2:12

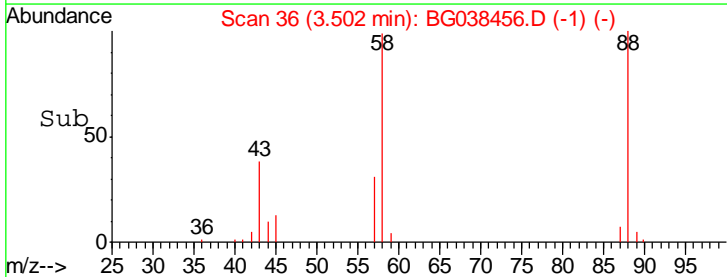
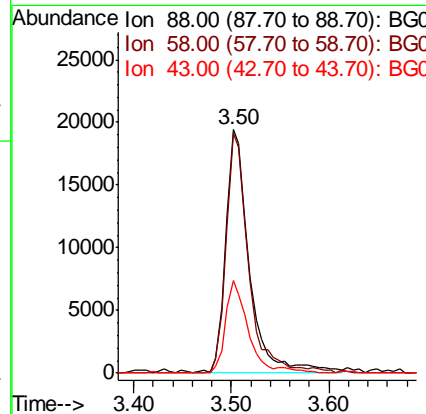
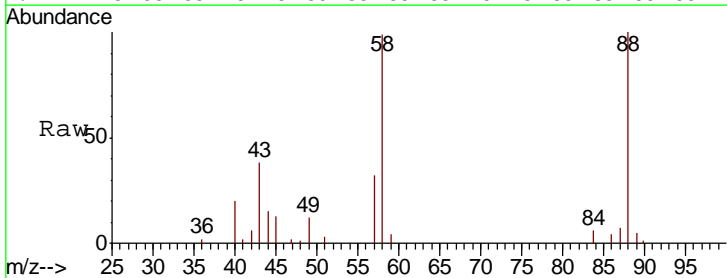
Instrument :
 BNA_G
 ClientSampleId :
 SSTDCCC040EC

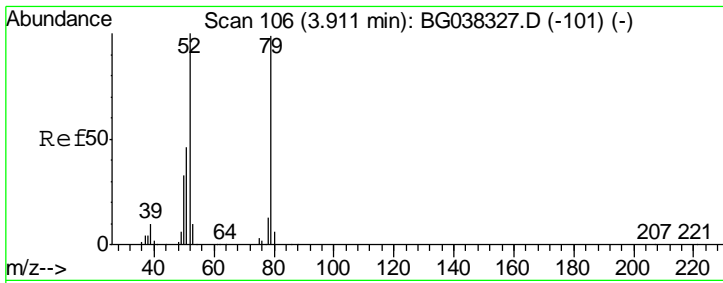
Tgt Ion	Resp	Lower	Upper
152	31252		
152	100		
150	165.9	126.0	189.0
115	61.2	45.5	68.3



#2
 1,4-Dioxane
 Concen: 40.449 ng
 RT: 3.50 min Scan# 36
 Delta R.T. -0.00 min
 Lab File: BG038456.D
 Acq: 11 Dec 2018 2:12

Tgt Ion	Resp	Lower	Upper
88	32739		
88	100		
58	93.9	74.4	111.6
43	36.8	25.8	38.8

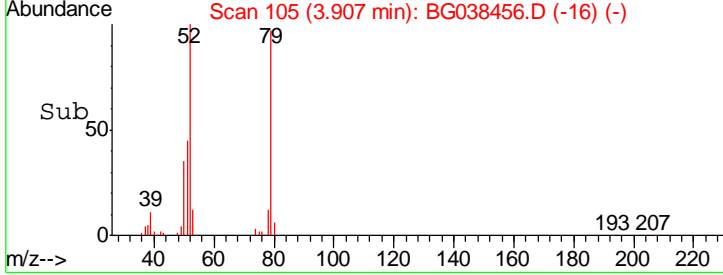
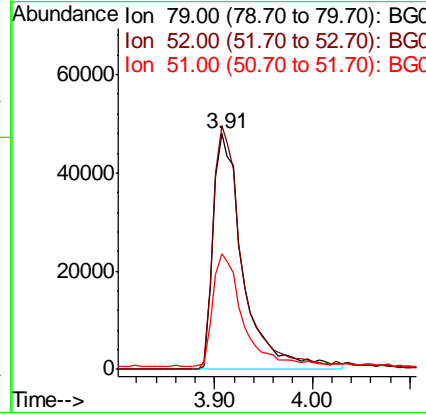
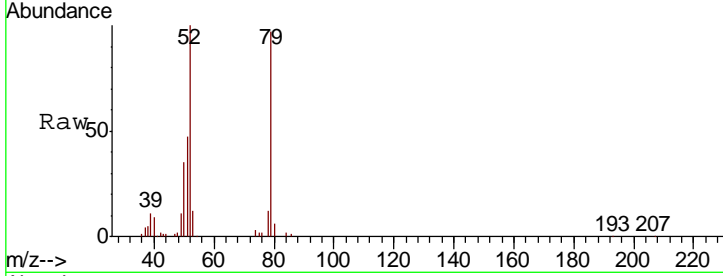




#3
 Pyridine
 Concen: 42.384 ng
 RT: 3.91 min Scan# 105
 Delta R.T. -0.00 min
 Lab File: BG038456.D
 Acq: 11 Dec 2018 2:12

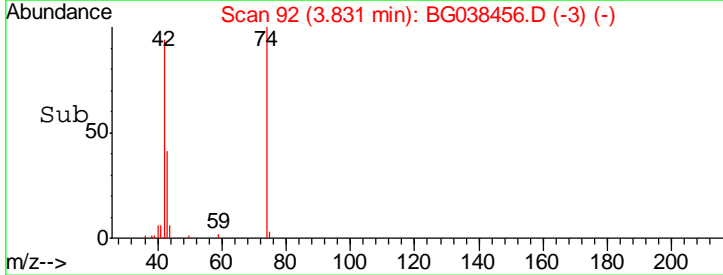
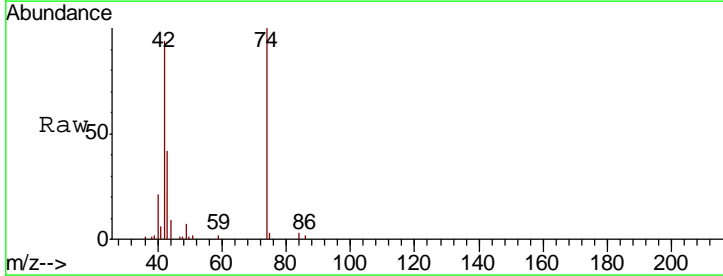
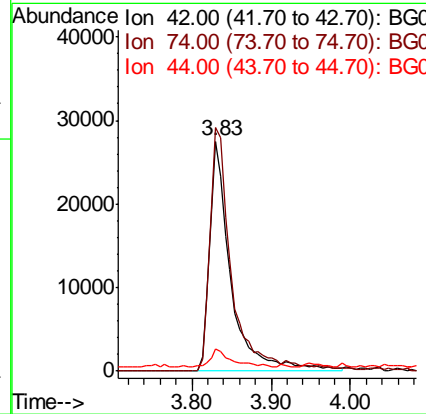
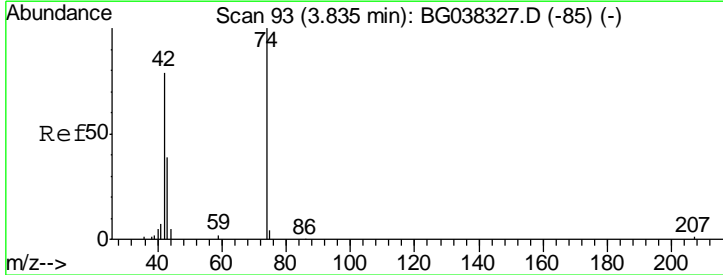
Instrument :
 BNA_G
ClientSampleId :
 SSTDCCC040EC

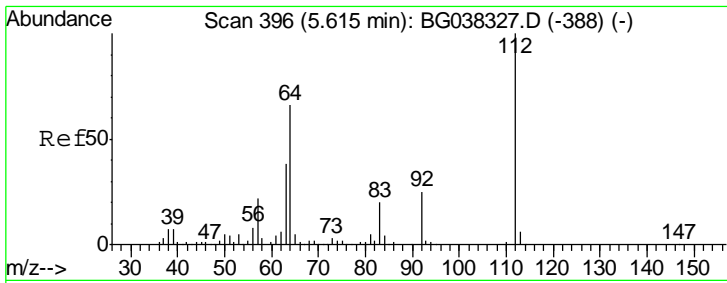
Tgt Ion	Resp	Lower	Upper
79	102632		
79	100		
52	103.3	74.2	111.2
51	49.0	34.6	51.8



#4
 n-Nitrosodimethylamine
 Concen: 48.638 ng
 RT: 3.83 min Scan# 92
 Delta R.T. -0.00 min
 Lab File: BG038456.D
 Acq: 11 Dec 2018 2:12

Tgt Ion	Resp	Lower	Upper
42	51589		
42	100		
74	105.9	102.0	153.0
44	9.7	9.6	14.4

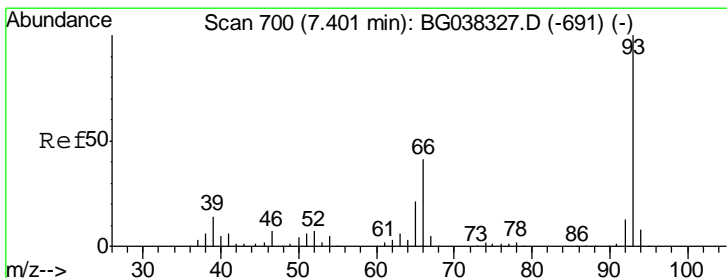
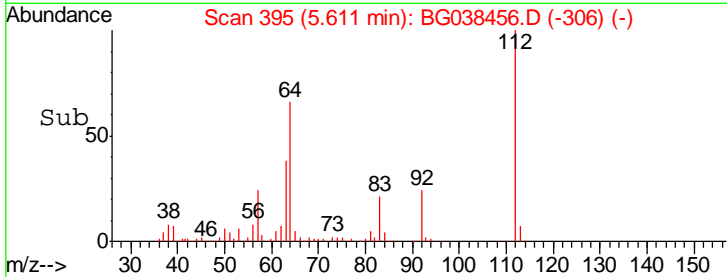
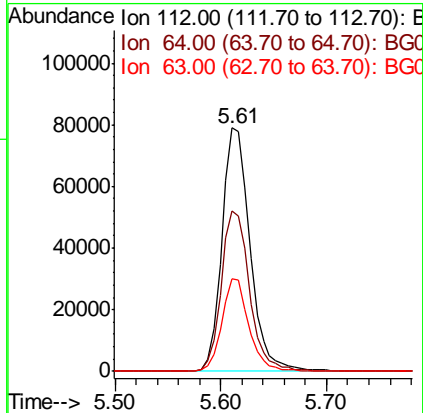
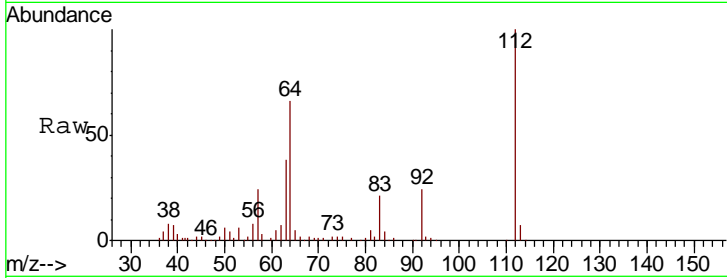




#5
 2-Fluorophenol
 Concen: 82.528 ng
 RT: 5.61 min Scan# 395
 Delta R.T. -0.00 min
 Lab File: BG038456.D
 Acq: 11 Dec 2018 2:12

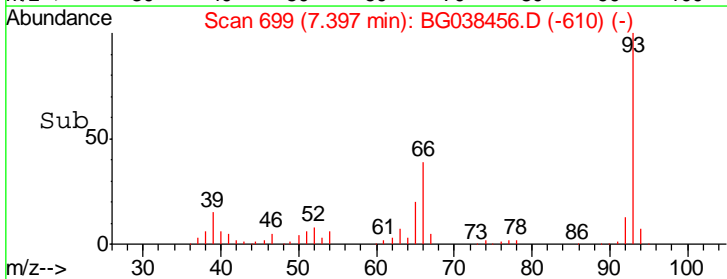
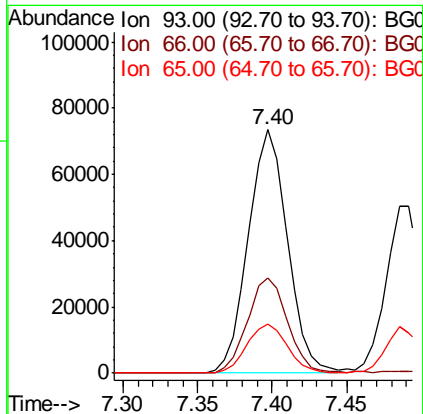
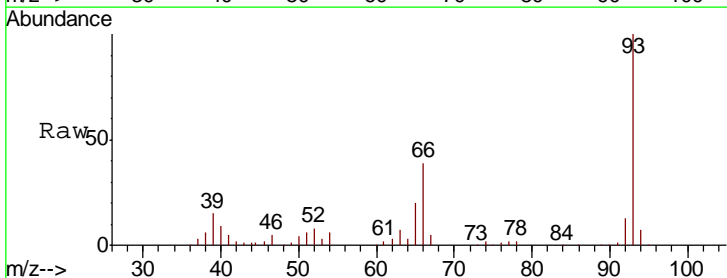
Instrument :
 BNA_G
ClientSampleId :
 SSTDCCC040EC

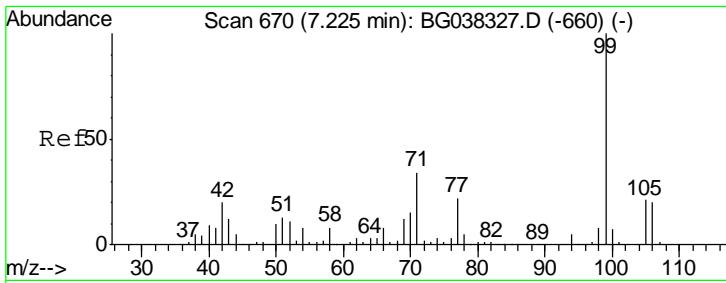
Tgt Ion	Resp	Lower	Upper
112	145745		
64	66.0	53.1	79.7
63	38.0	27.3	40.9



#6
 Aniline
 Concen: 40.970 ng
 RT: 7.40 min Scan# 699
 Delta R.T. -0.00 min
 Lab File: BG038456.D
 Acq: 11 Dec 2018 2:12

Tgt Ion	Resp	Lower	Upper
93	133565		
66	39.3	32.8	49.2
65	19.9	16.4	24.6

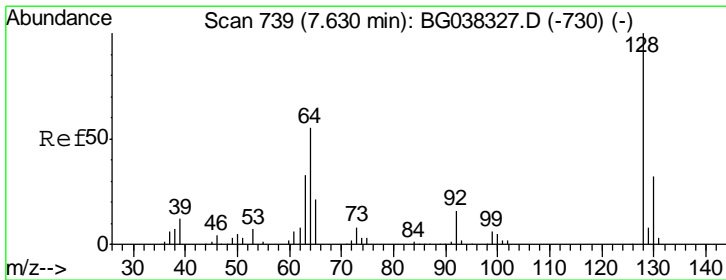
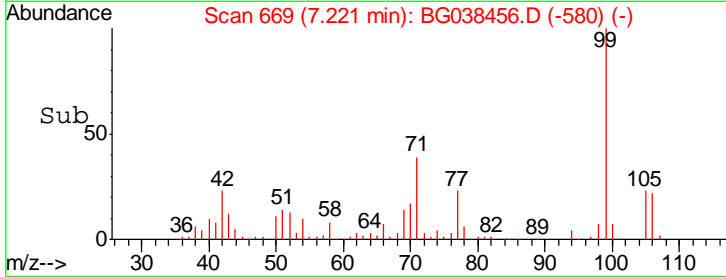
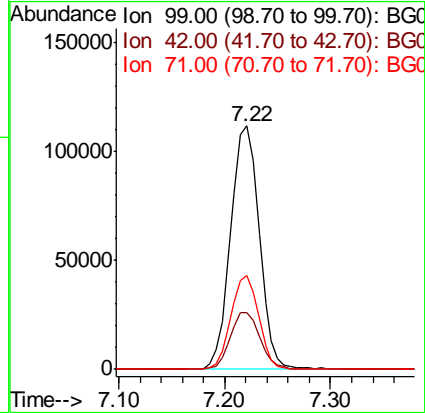
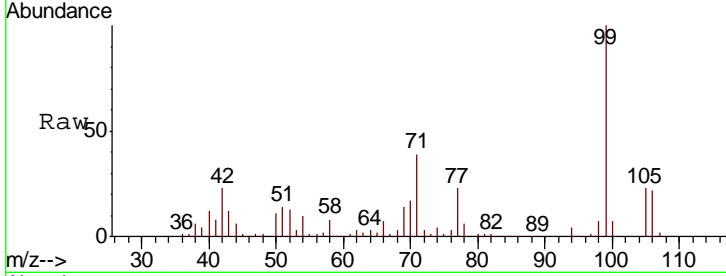




#7
 Phenol-d6
 Concen: 82.153 ng
 RT: 7.22 min Scan# 669
 Delta R.T. -0.00 min
 Lab File: BG038456.D
 Acq: 11 Dec 2018 2:12

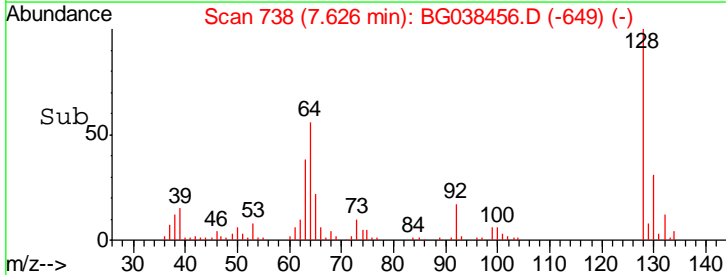
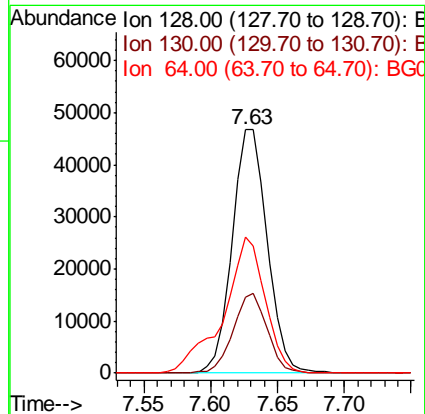
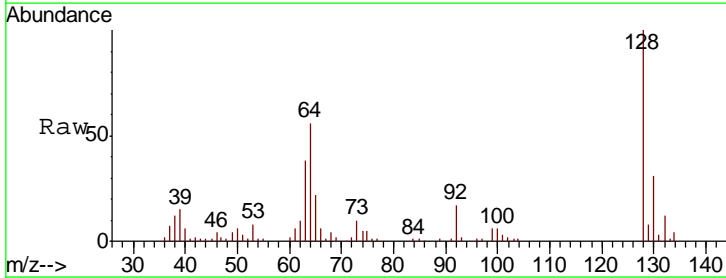
Instrument :
 BNA_G
 ClientSampleId :
 SSTDCCC040EC

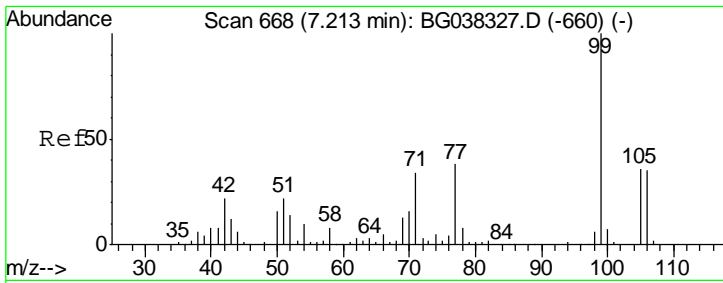
Tgt Ion	Resp	Lower	Upper
99	209694		
42	23.2	15.0	22.4#
71	38.6	25.5	38.3#



#8
 2-Chlorophenol
 Concen: 41.676 ng
 RT: 7.63 min Scan# 738
 Delta R.T. -0.00 min
 Lab File: BG038456.D
 Acq: 11 Dec 2018 2:12

Tgt Ion	Resp	Lower	Upper
128	85478		
130	31.4	12.0	52.0
64	55.7	32.9	72.9

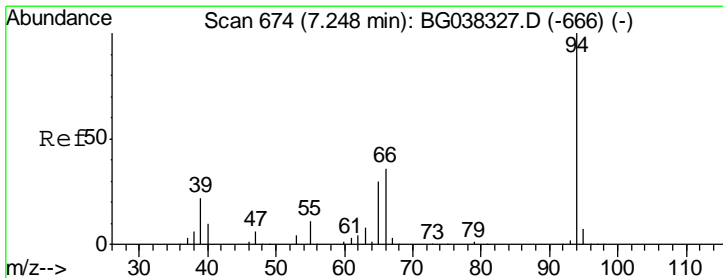
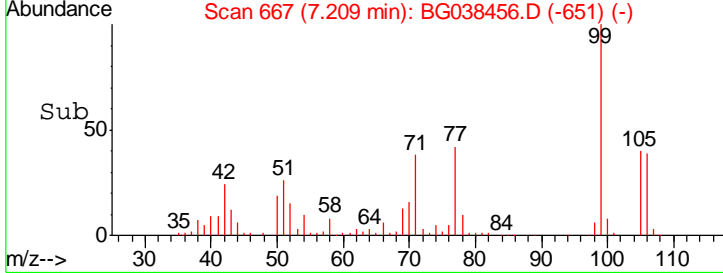
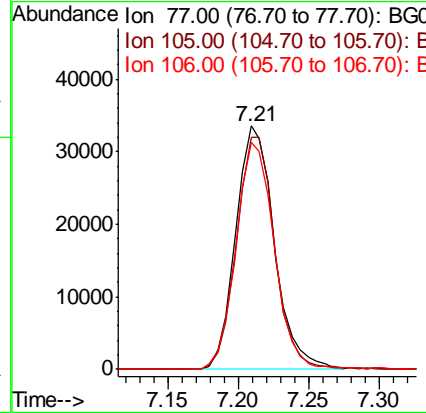
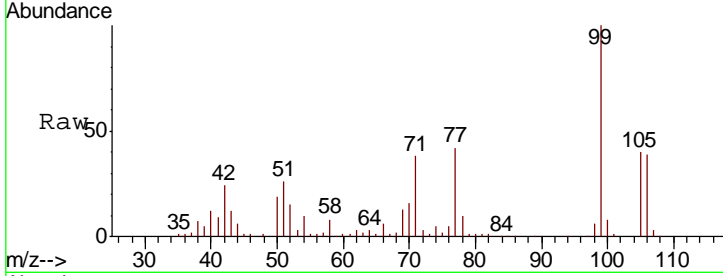




#9
Benzaldehyde
Concen: 39.525 ng
RT: 7.21 min Scan# 667
Delta R.T. -0.00 min
Lab File: BG038456.D
Acq: 11 Dec 2018 2:12

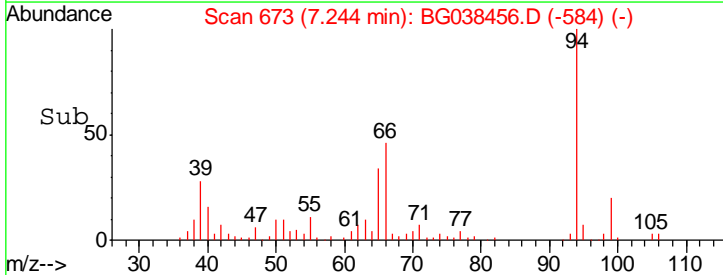
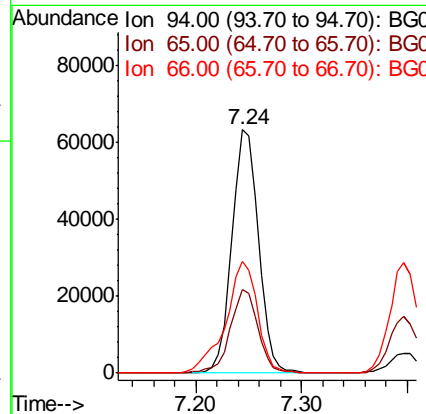
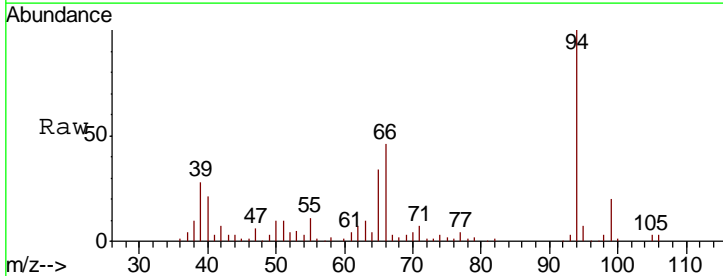
Instrument :
BNA_G
ClientSampled :
SSTDCCC040EC

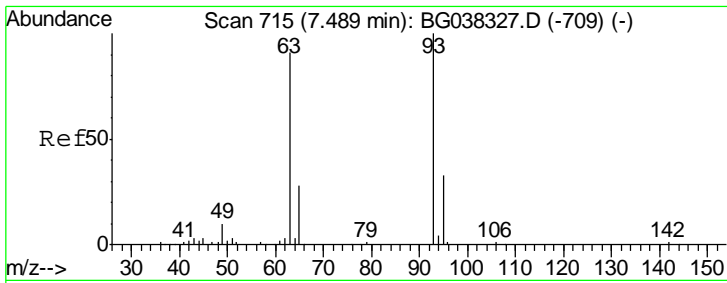
Tgt Ion: 77 Resp: 63884
Ion Ratio Lower Upper
77 100
105 95.4 72.6 112.6
106 93.3 71.3 111.3



#10
Phenol
Concen: 40.705 ng
RT: 7.24 min Scan# 673
Delta R.T. -0.00 min
Lab File: BG038456.D
Acq: 11 Dec 2018 2:12

Tgt Ion: 94 Resp: 109776
Ion Ratio Lower Upper
94 100
65 34.3 9.7 49.7
66 45.8 15.9 55.9

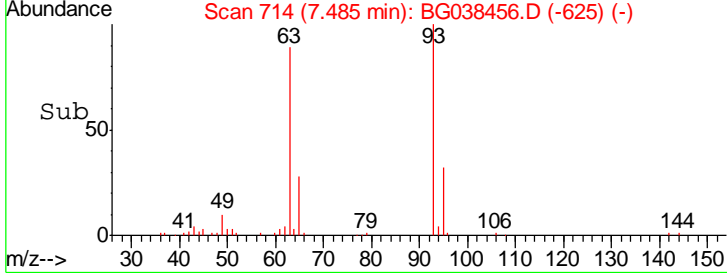
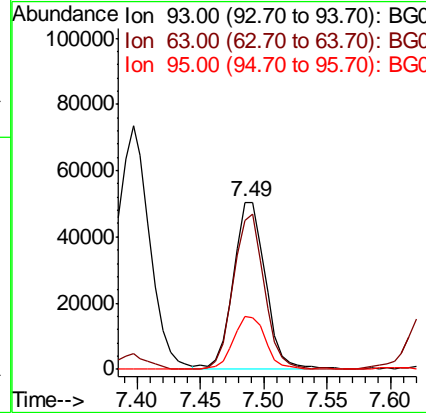
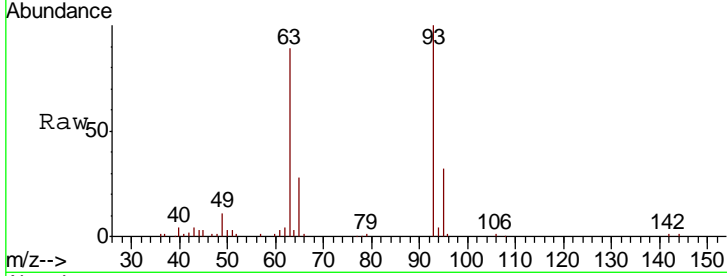




#11
 bis(2-Chloroethyl)ether
 Concen: 40.040 ng
 RT: 7.49 min Scan# 714
 Delta R.T. -0.00 min
 Lab File: BG038456.D
 Acq: 11 Dec 2018 2:12

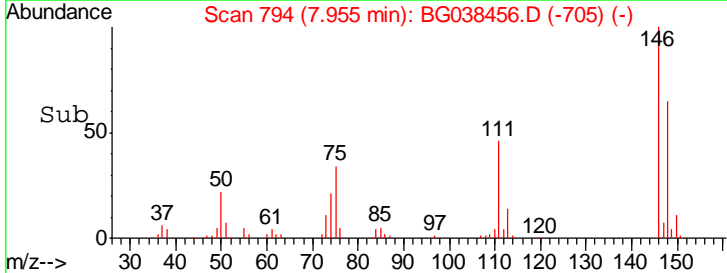
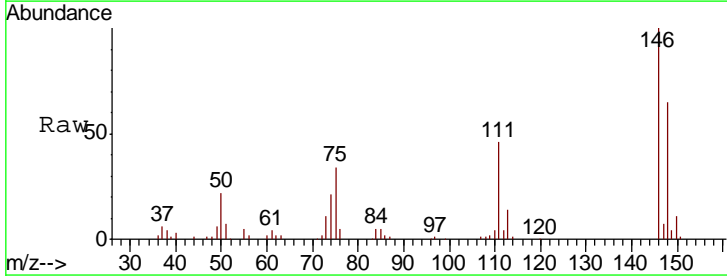
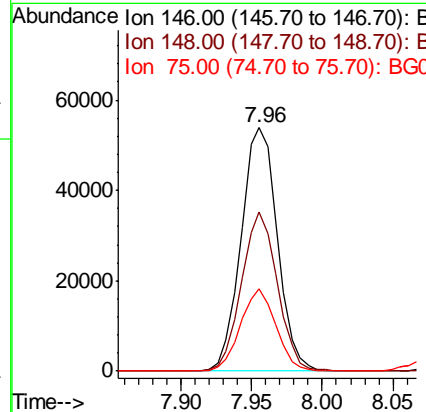
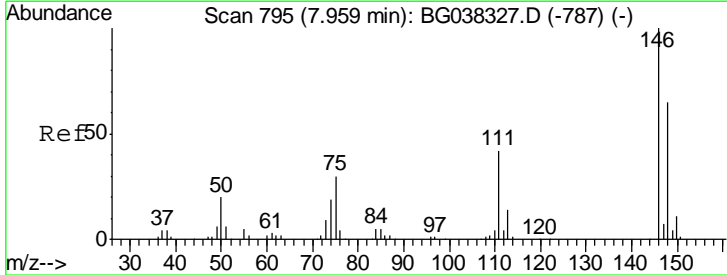
Instrument :
 BNA_G
 ClientSampled :
 SSTDCCC040EC

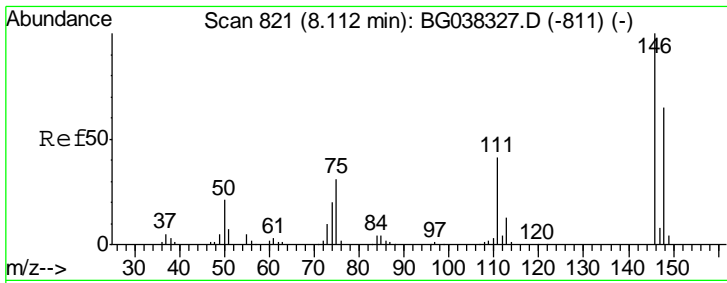
Tgt Ion	Resp	Lower	Upper
93	100		
63	89.0	69.5	109.5
95	32.1	12.6	52.6



#12
 1,3-Dichlorobenzene
 Concen: 40.414 ng
 RT: 7.96 min Scan# 794
 Delta R.T. -0.00 min
 Lab File: BG038456.D
 Acq: 11 Dec 2018 2:12

Tgt Ion	Resp	Lower	Upper
146	100		
148	65.4	49.8	74.8
75	33.8	23.2	34.8

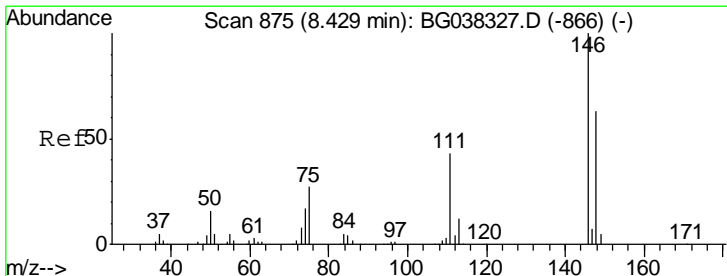
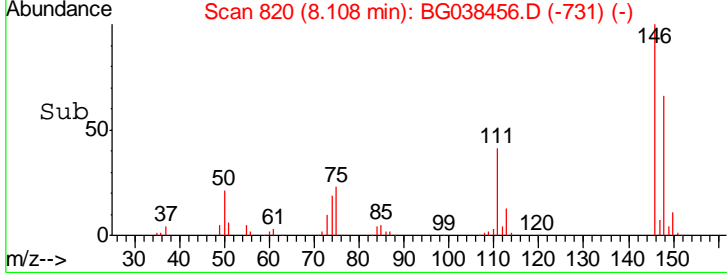
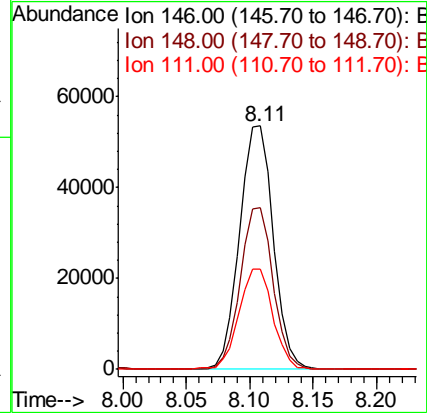
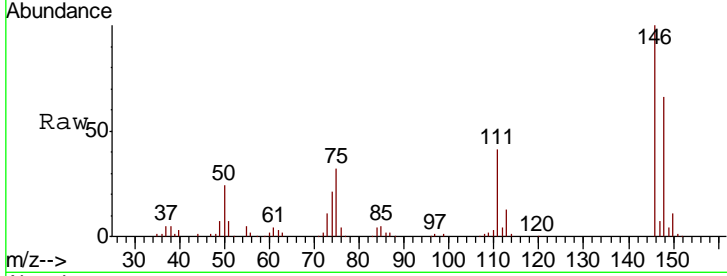




#13
 1,4-Dichlorobenzene
 Concen: 39.861 ng
 RT: 8.11 min Scan# 820
 Delta R.T. -0.00 min
 Lab File: BG038456.D
 Acq: 11 Dec 2018 2:12

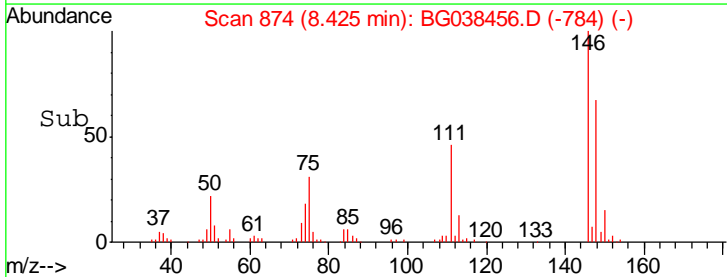
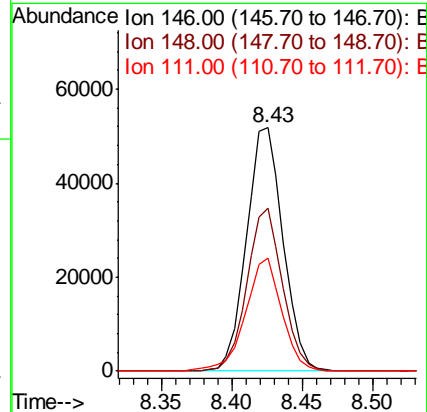
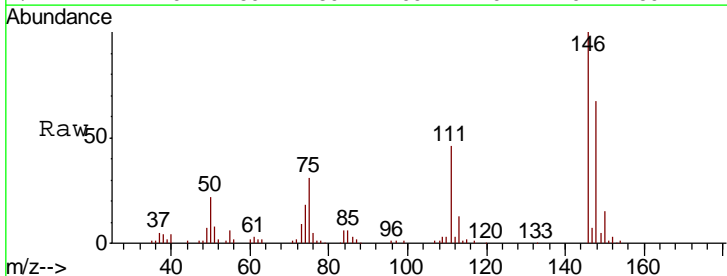
Instrument :
 BNA_G
 ClientSampleId :
 SSTDCCC040EC

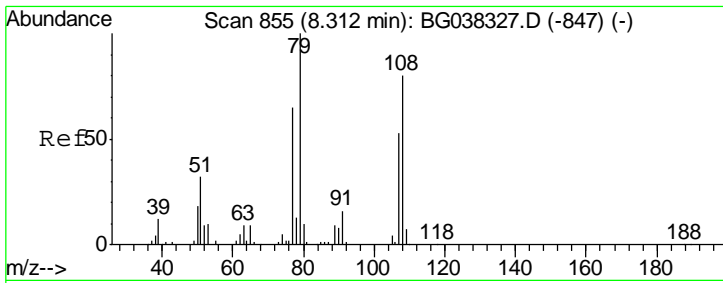
Tgt Ion	Resp	Lower	Upper
146	100		
148	66.3	51.0	76.6
111	41.3	32.4	48.6



#14
 1,2-Dichlorobenzene
 Concen: 41.410 ng
 RT: 8.43 min Scan# 874
 Delta R.T. -0.00 min
 Lab File: BG038456.D
 Acq: 11 Dec 2018 2:12

Tgt Ion	Resp	Lower	Upper
146	100		
148	67.1	50.4	75.6
111	46.2	34.6	51.8

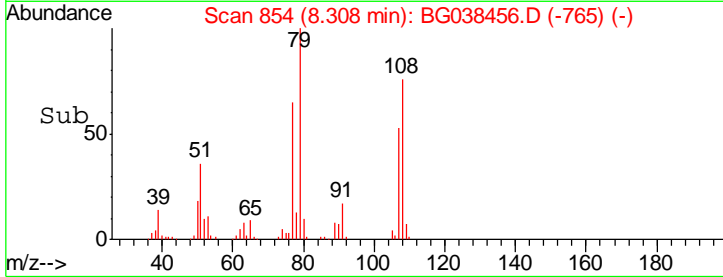
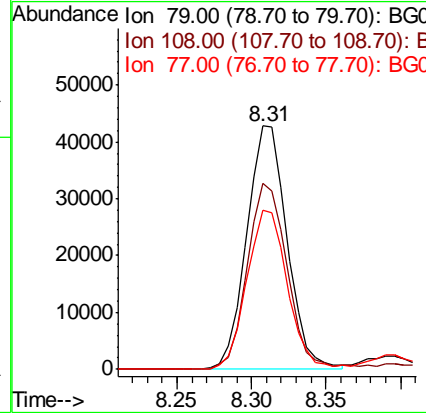
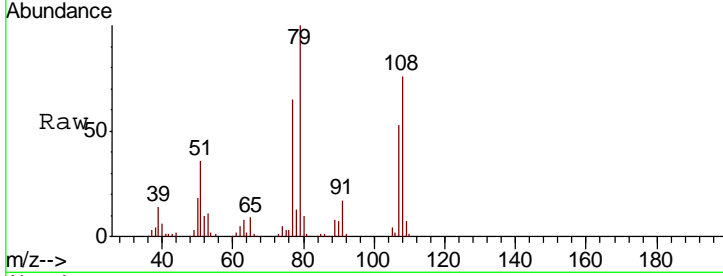




#15
 Benzyl Alcohol
 Concen: 38.102 ng
 RT: 8.31 min Scan# 854
 Delta R.T. -0.00 min
 Lab File: BG038456.D
 Acq: 11 Dec 2018 2:12

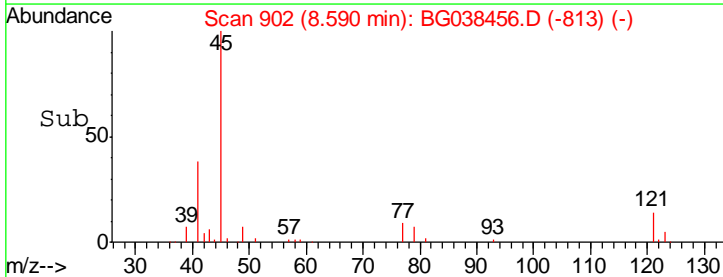
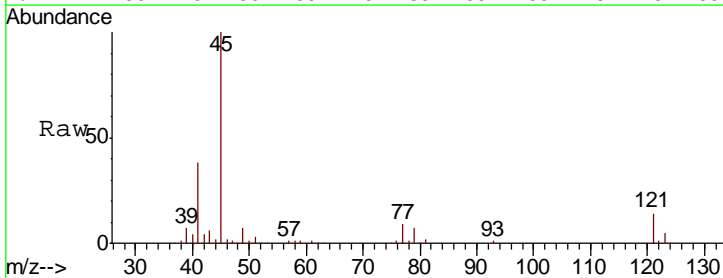
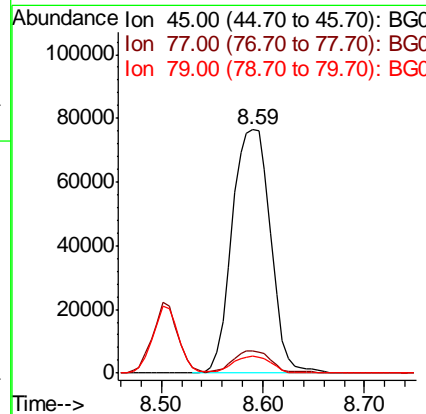
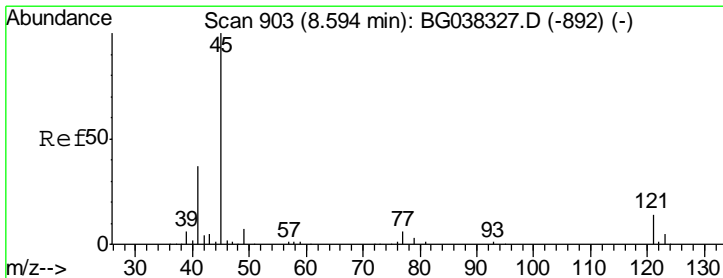
Instrument :
 BNA_G
 ClientSampleId :
 SSTDCCC040EC

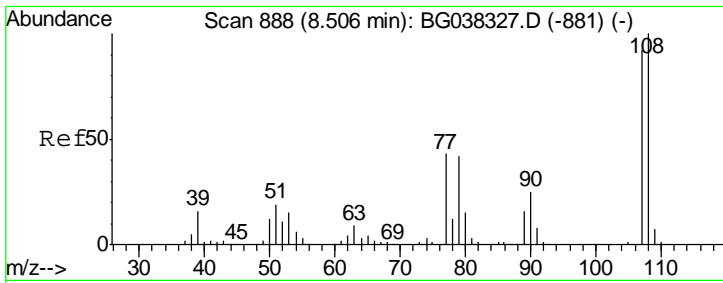
Tgt Ion	Resp	Lower	Upper
79	100		
108	76.5	65.8	98.8
77	65.3	52.9	79.3



#16
 2,2'-oxybis(1-Chloropropane)
 Concen: 39.859 ng
 RT: 8.59 min Scan# 902
 Delta R.T. -0.00 min
 Lab File: BG038456.D
 Acq: 11 Dec 2018 2:12

Tgt Ion	Resp	Lower	Upper
45	100		
77	9.3	0.0	30.0
79	7.1	0.0	29.0

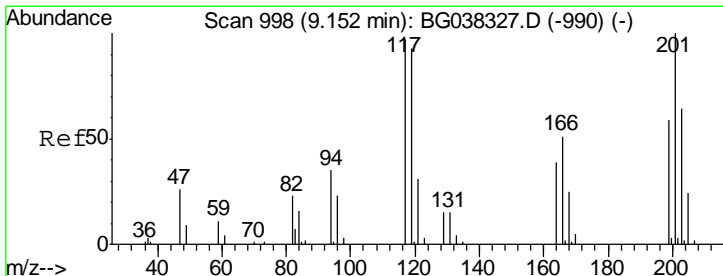
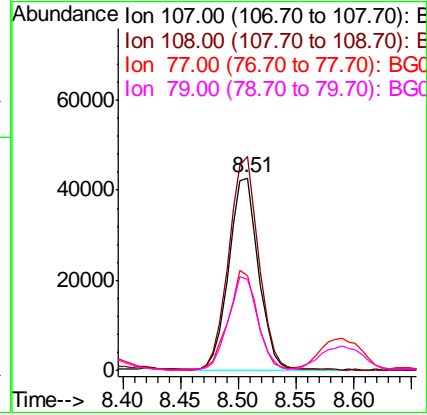
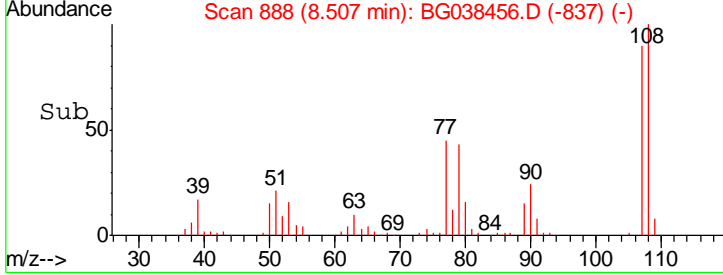
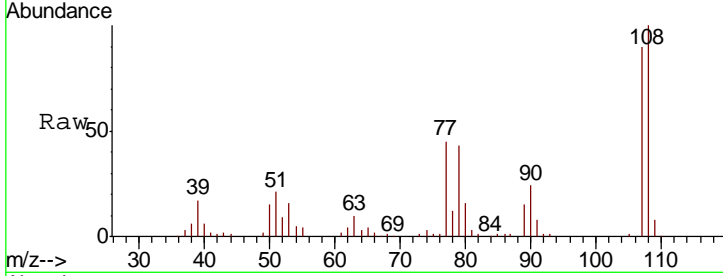




#17
 2-Methylphenol
 Concen: 40.585 ng
 RT: 8.51 min Scan# 888
 Delta R.T. 0.00 min
 Lab File: BG038456.D
 Acq: 11 Dec 2018 2:12

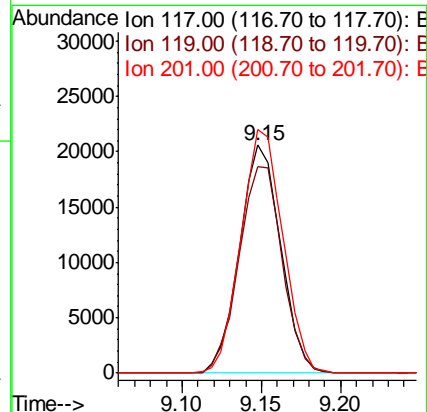
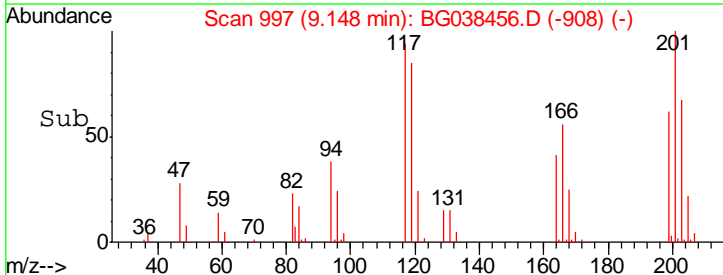
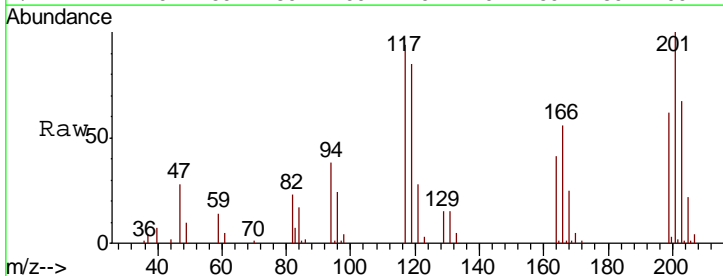
Instrument :
 BNA_G
 ClientSampleId :
 SSTDCCC040EC

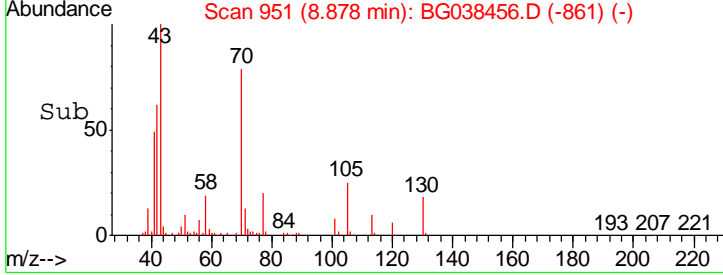
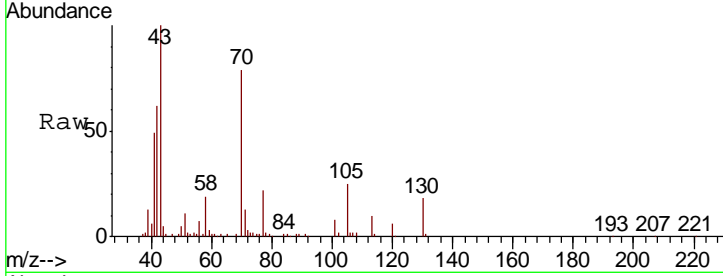
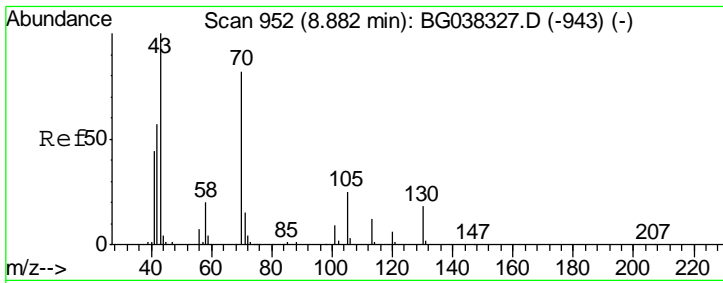
Tgt Ion	Resp	Lower	Upper
107	100		
108	110.9	87.9	131.9
77	49.5	35.1	52.7
79	47.4	34.5	51.7



#18
 Hexachloroethane
 Concen: 41.451 ng
 RT: 9.15 min Scan# 997
 Delta R.T. -0.00 min
 Lab File: BG038456.D
 Acq: 11 Dec 2018 2:12

Tgt Ion	Resp	Lower	Upper
117	100		
119	90.8	74.6	111.8
201	109.3	80.8	121.2

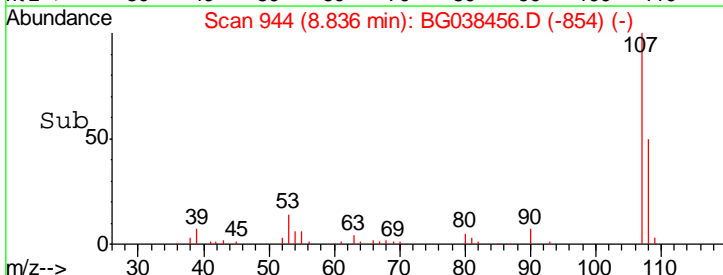
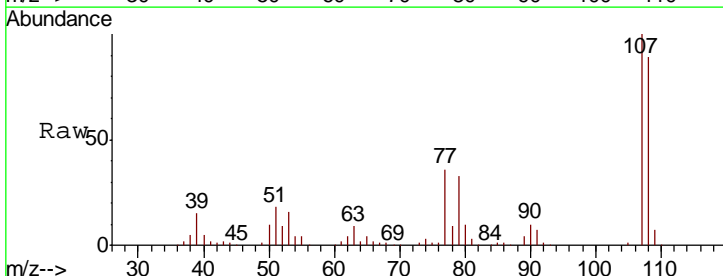
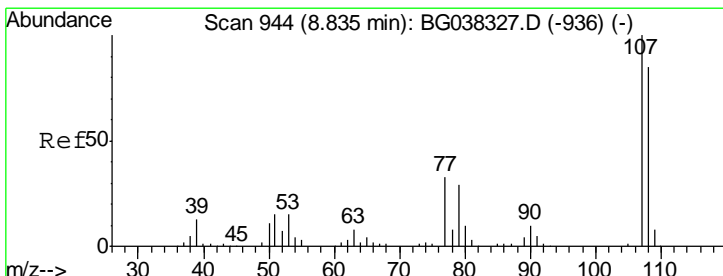
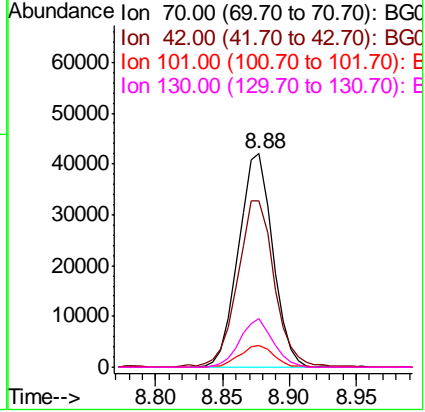




#19
 n-Nitroso-di-n-propylamine
 Concen: 40.013 ng
 RT: 8.88 min Scan# 951
 Delta R.T. -0.00 min
 Lab File: BG038456.D
 Acq: 11 Dec 2018 2:12

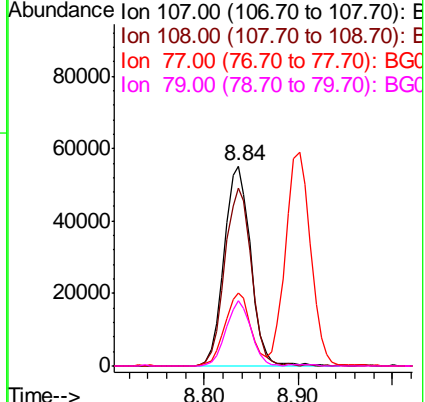
Instrument :
 BNA_G
 ClientSampleId :
 SSTDCCC040EC

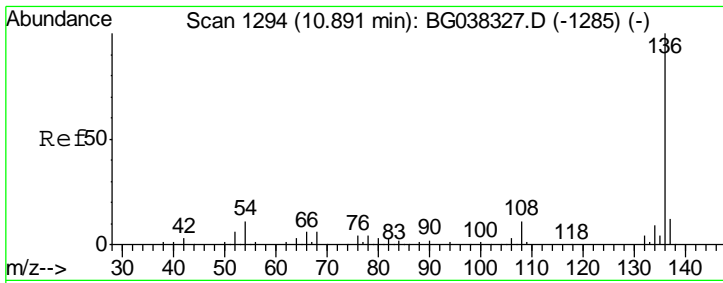
Tgt Ion	Resp	Lower	Upper
70	100		
42	78.2	53.9	80.9
101	10.3	8.2	12.2
130	22.8	18.2	27.4



#20
 3+4-Methylphenols
 Concen: 39.857 ng
 RT: 8.84 min Scan# 944
 Delta R.T. 0.00 min
 Lab File: BG038456.D
 Acq: 11 Dec 2018 2:12

Tgt Ion	Resp	Lower	Upper
107	100		
108	88.7	69.9	109.9
77	36.3	11.2	51.2
79	32.6	6.6	46.6

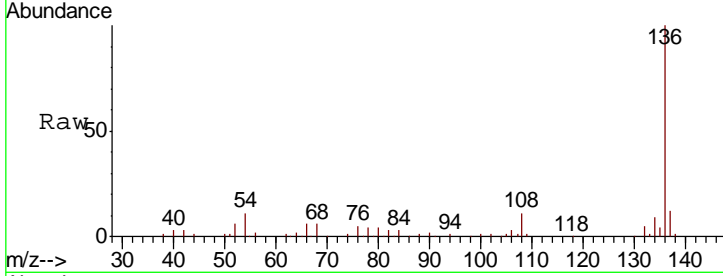




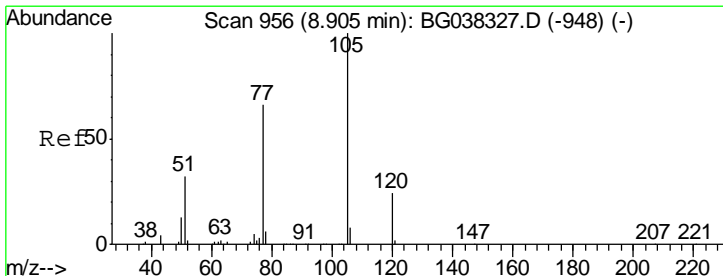
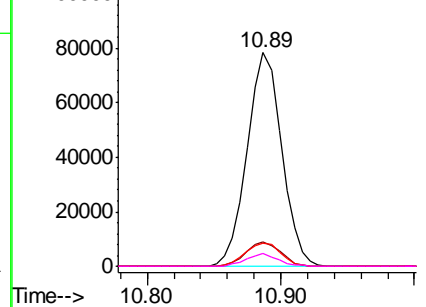
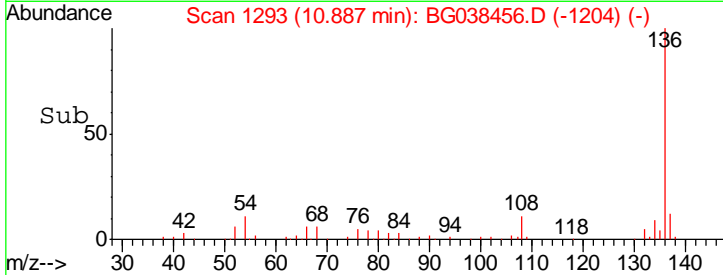
#21
 Naphthalene-d8
 Concen: 20.000 ng
 RT: 10.89 min Scan# 1293
 Delta R.T. -0.00 min
 Lab File: BG038456.D
 Acq: 11 Dec 2018 2:12

Instrument :
 BNA_G
 ClientSampleId :
 SSTDCCC040EC

Tgt Ion	Resp	Lower	Upper
136	140524		
137	11.6	9.6	14.4
54	11.2	7.9	11.9
68	6.3	4.8	7.2

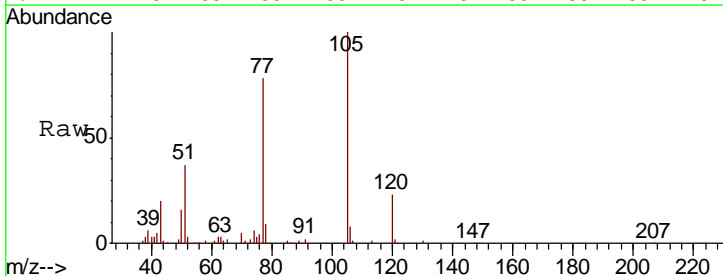


Abundance Ion 136.00 (135.70 to 136.70): E
 Ion 137.00 (136.70 to 137.70): E
 Ion 54.00 (53.70 to 54.70): BGC
 Ion 68.00 (67.70 to 68.70): BGC

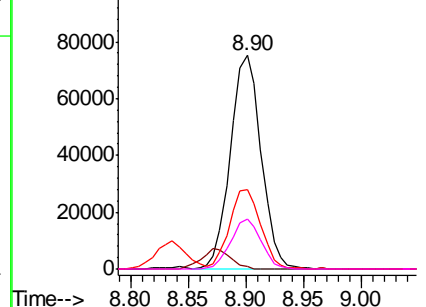
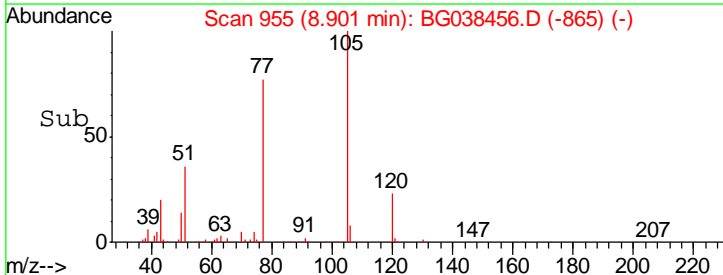


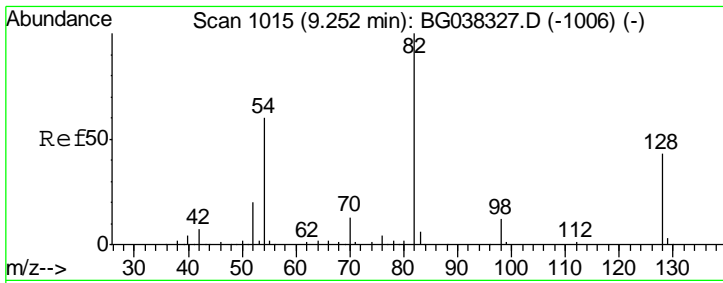
#22
 Acetophenone
 Concen: 41.088 ng
 RT: 8.90 min Scan# 955
 Delta R.T. -0.00 min
 Lab File: BG038456.D
 Acq: 11 Dec 2018 2:12

Tgt Ion	Resp	Lower	Upper
105	139130		
71	1.0	1.2	1.8#
51	37.2	25.0	37.6
120	23.1	18.6	28.0



Abundance Ion 105.00 (104.70 to 105.70): E
 Ion 71.00 (70.70 to 71.70): BGC
 Ion 51.00 (50.70 to 51.70): BGC
 Ion 120.00 (119.70 to 120.70): E

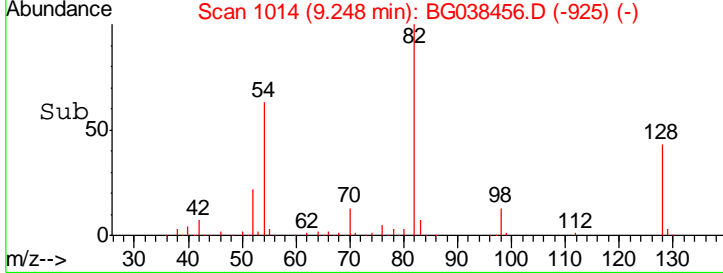
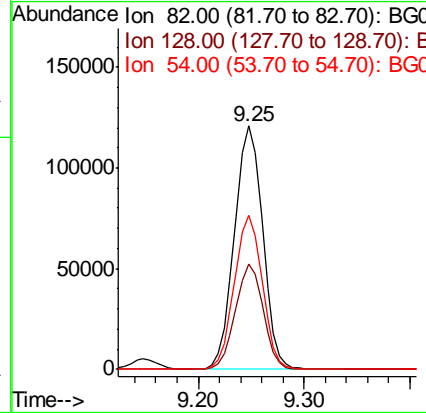
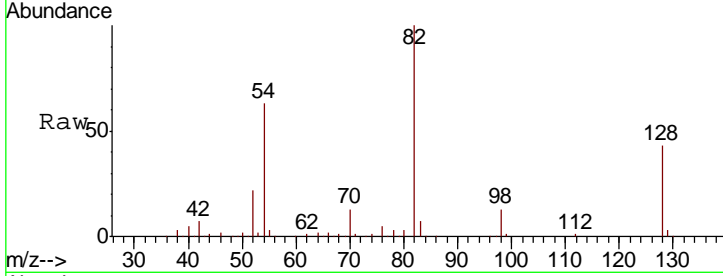




#23
 Nitrobenzene-d5
 Concen: 78.919 ng
 RT: 9.25 min Scan# 1014
 Delta R.T. -0.00 min
 Lab File: BG038456.D
 Acq: 11 Dec 2018 2:12

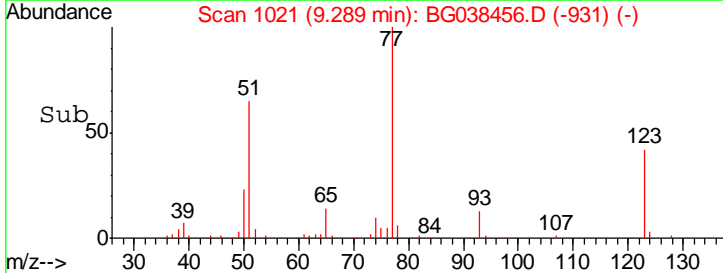
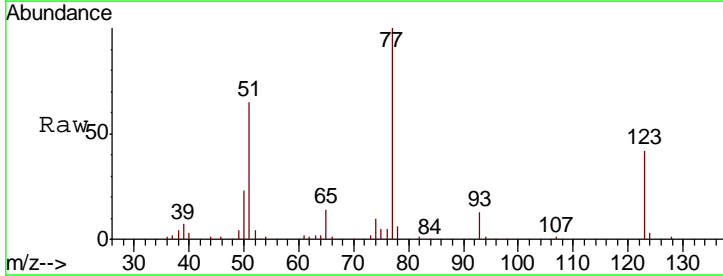
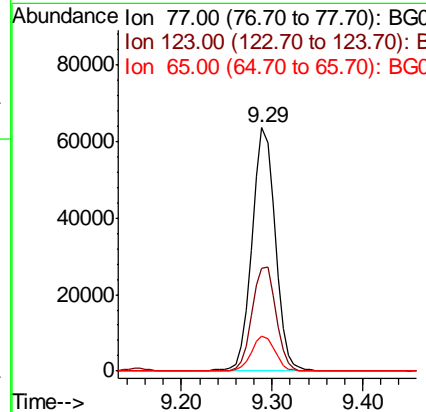
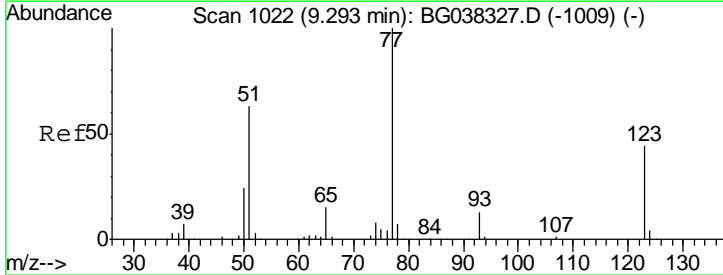
Instrument :
 BNA_G
 ClientSampled :
 SSTDCCC040EC

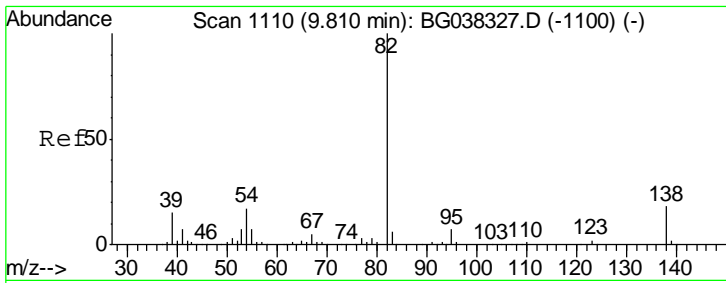
Tgt Ion	Resp	Lower	Upper
82	223374		
128	43.2	34.6	51.8
54	63.1	45.3	67.9



#24
 Nitrobenzene
 Concen: 39.425 ng
 RT: 9.29 min Scan# 1021
 Delta R.T. -0.00 min
 Lab File: BG038456.D
 Acq: 11 Dec 2018 2:12

Tgt Ion	Resp	Lower	Upper
77	113372		
123	42.1	33.6	50.4
65	14.4	11.3	16.9

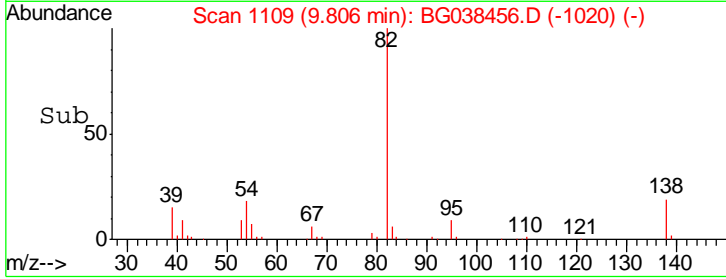
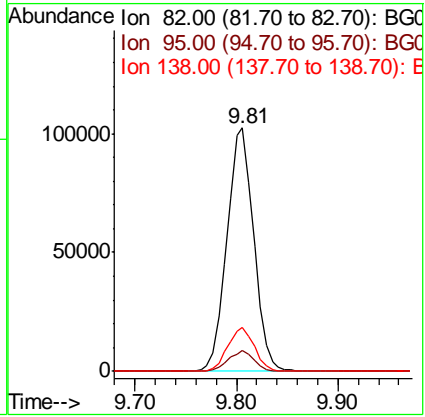
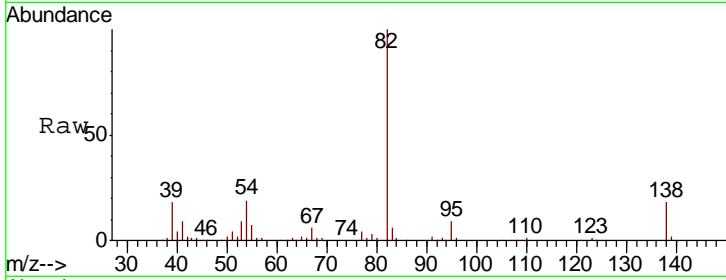




#25
 Isophorone
 Concen: 37.617 ng
 RT: 9.81 min Scan# 1109
 Delta R.T. -0.00 min
 Lab File: BG038456.D
 Acq: 11 Dec 2018 2:12

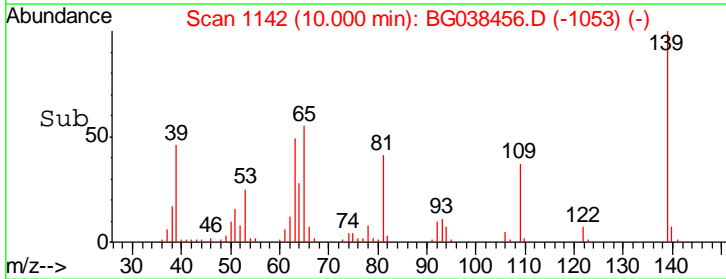
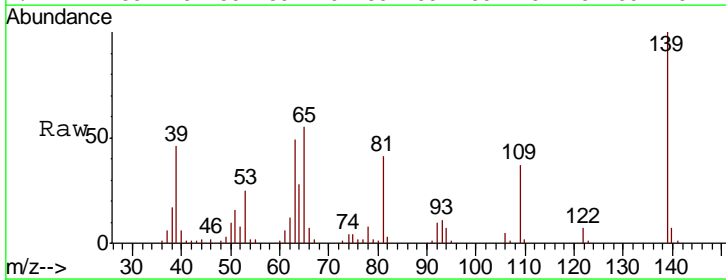
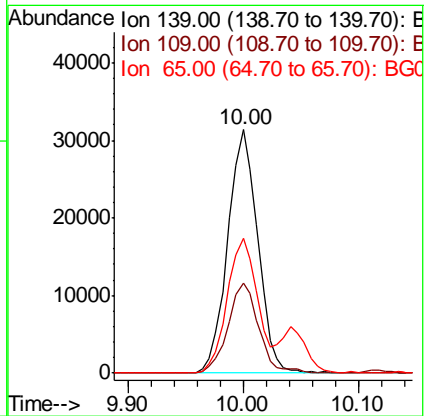
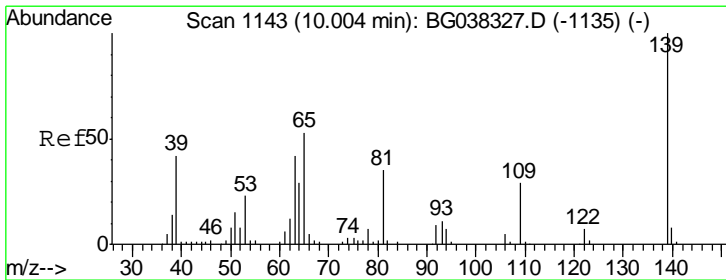
Instrument :
 BNA_G
 ClientSampleId :
 SSTDCCC040EC

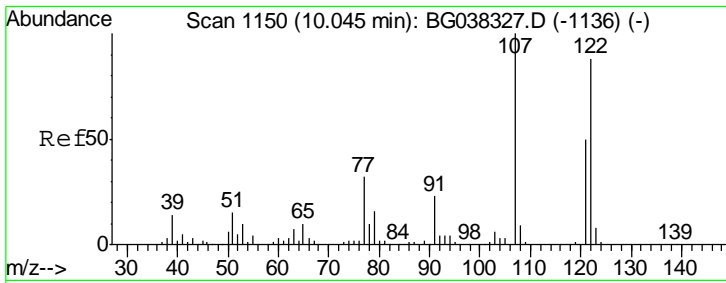
Tgt Ion	Resp	Lower	Upper
82	187109		
95	8.5	5.3	7.9#
138	18.1	13.3	19.9



#26
 2-Nitrophenol
 Concen: 42.380 ng
 RT: 10.00 min Scan# 1142
 Delta R.T. -0.00 min
 Lab File: BG038456.D
 Acq: 11 Dec 2018 2:12

Tgt Ion	Resp	Lower	Upper
139	56468		
109	37.1	23.3	34.9#
65	55.5	39.8	59.8

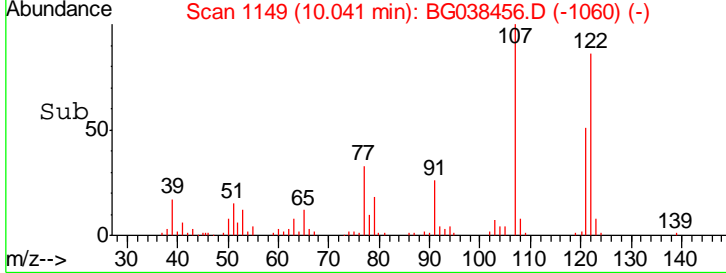
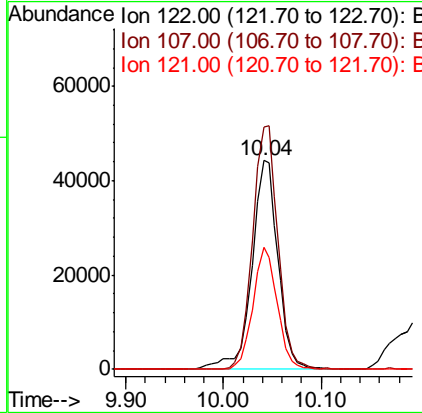
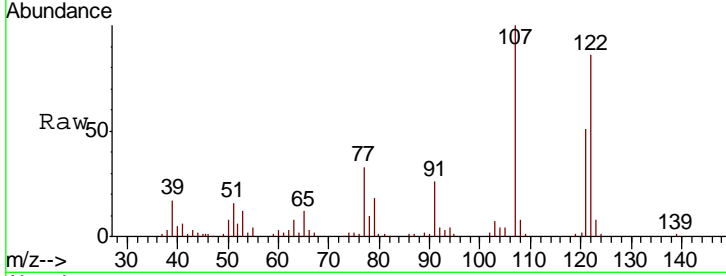




#27
 2,4-Dimethylphenol
 Concen: 43.583 ng
 RT: 10.04 min Scan# 1149
 Delta R.T. -0.00 min
 Lab File: BG038456.D
 Acq: 11 Dec 2018 2:12

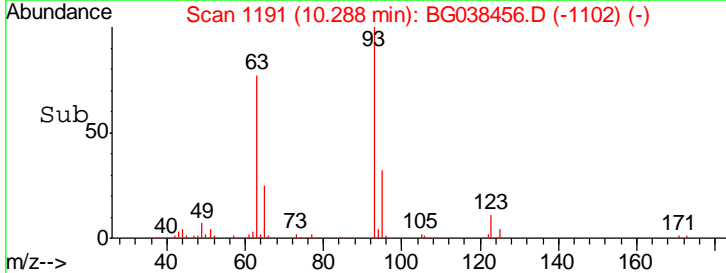
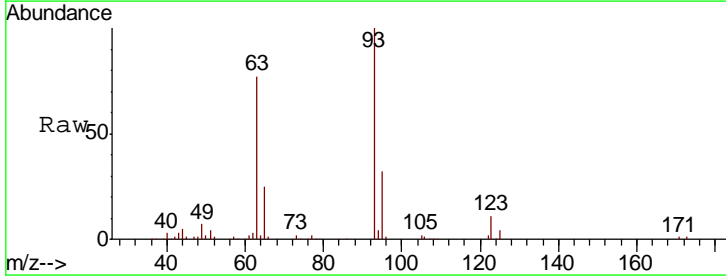
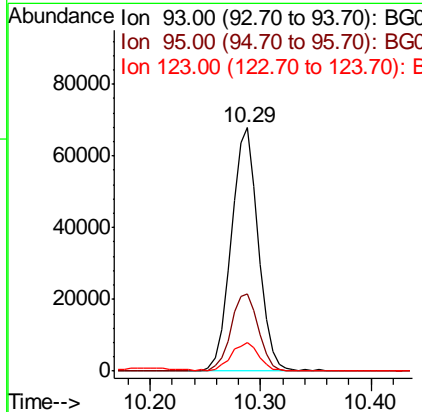
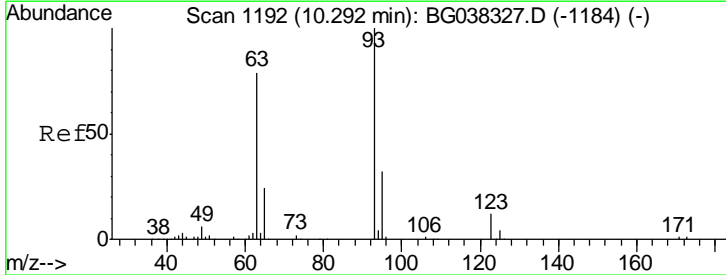
Instrument :
 BNA_G
 ClientSampled :
 SSTDCCC040EC

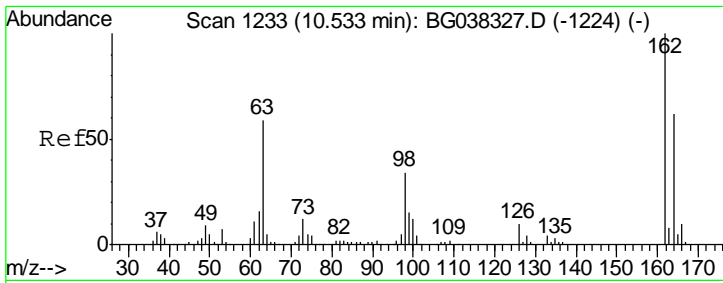
Tgt Ion	Resp	Lower	Upper
122	83408		
107	116.1	94.2	141.2
121	58.7	47.3	70.9



#28
 bis(2-Chloroethoxy)methane
 Concen: 40.714 ng
 RT: 10.29 min Scan# 1191
 Delta R.T. -0.00 min
 Lab File: BG038456.D
 Acq: 11 Dec 2018 2:12

Tgt Ion	Resp	Lower	Upper
93	116096		
95	31.7	24.6	37.0
123	11.5	9.1	13.7

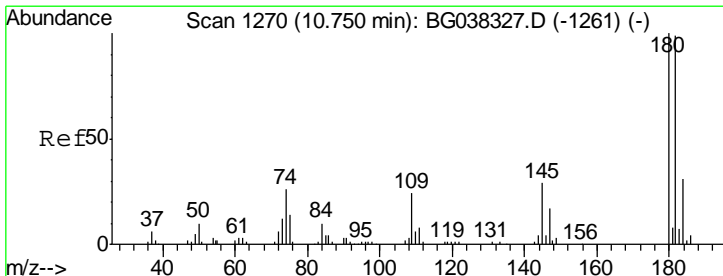
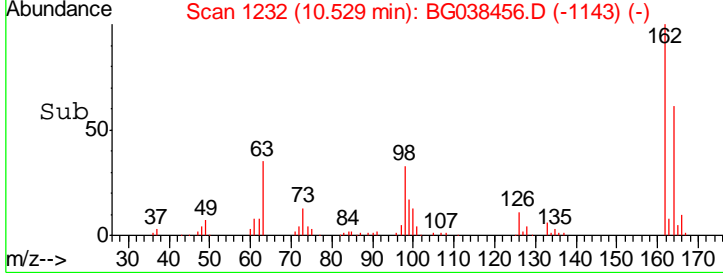
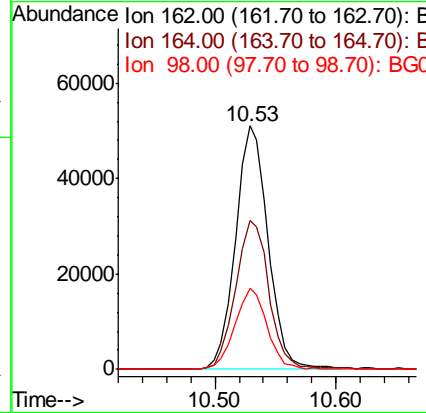
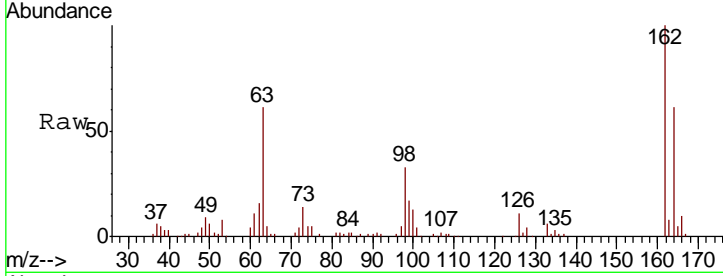




#29
 2,4-Dichlorophenol
 Concen: 43.814 ng
 RT: 10.53 min Scan# 1232
 Delta R.T. -0.00 min
 Lab File: BG038456.D
 Acq: 11 Dec 2018 2:12

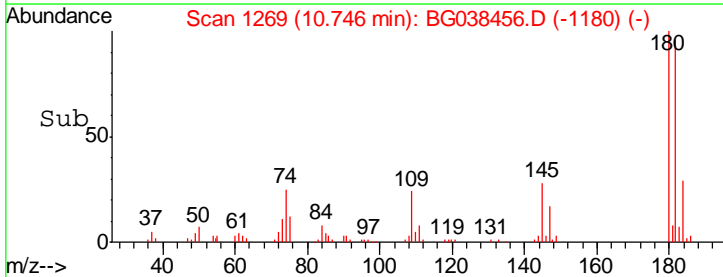
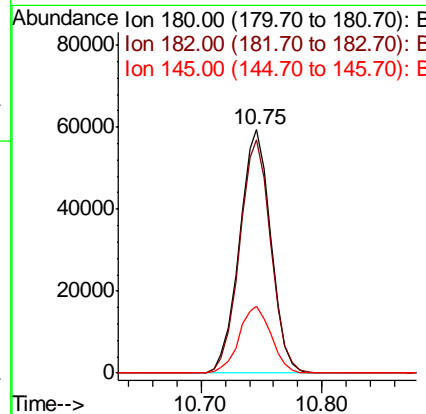
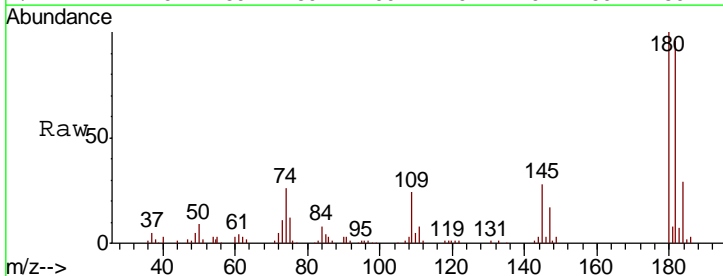
Instrument :
 BNA_G
 ClientSampled :
 SSTDCCC040EC

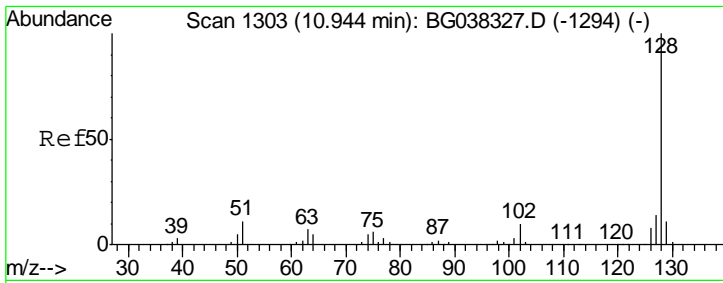
Tgt Ion	Resp	Lower	Upper
162	100		
164	61.1	43.2	83.2
98	33.4	16.0	56.0



#30
 1,2,4-Trichlorobenzene
 Concen: 41.857 ng
 RT: 10.75 min Scan# 1269
 Delta R.T. -0.00 min
 Lab File: BG038456.D
 Acq: 11 Dec 2018 2:12

Tgt Ion	Resp	Lower	Upper
180	100		
182	95.7	77.7	116.5
145	27.6	23.3	34.9



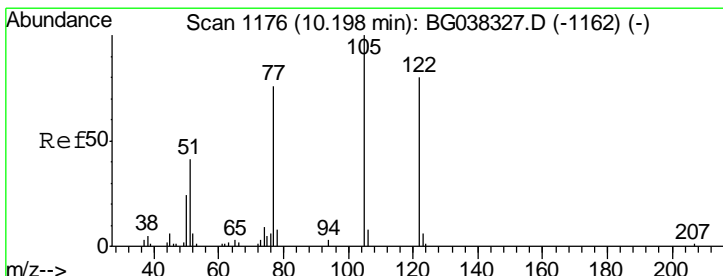
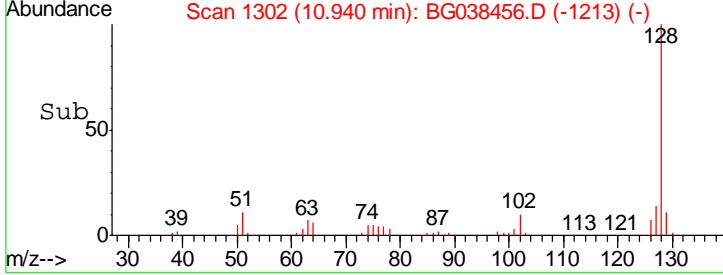
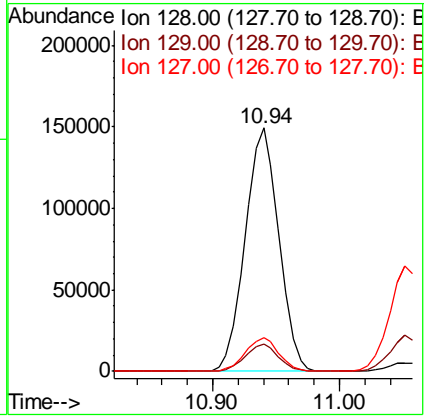
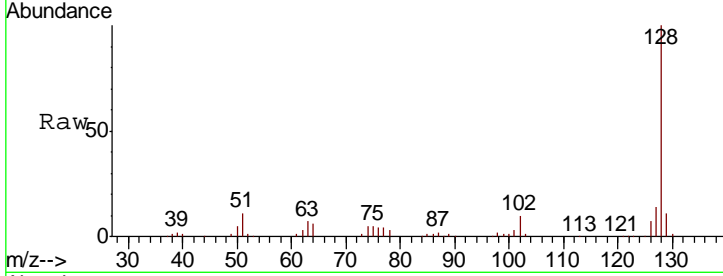


#31
 Naphthalene
 Concen: 40.998 ng
 RT: 10.94 min Scan# 1302
 Delta R.T. -0.00 min
 Lab File: BG038456.D
 Acq: 11 Dec 2018 2:12

Instrument :
 BNA_G
 ClientSampleId :
 SSTDCCC040EC

Tgt Ion:128 Resp: 275200

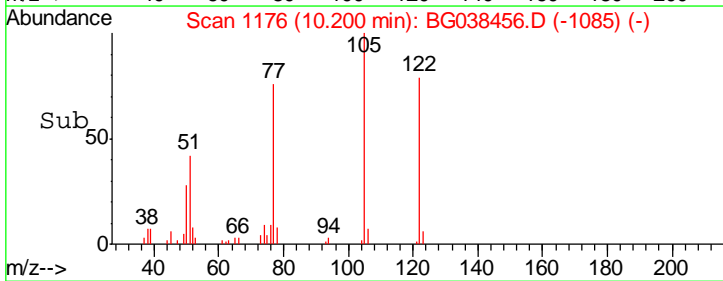
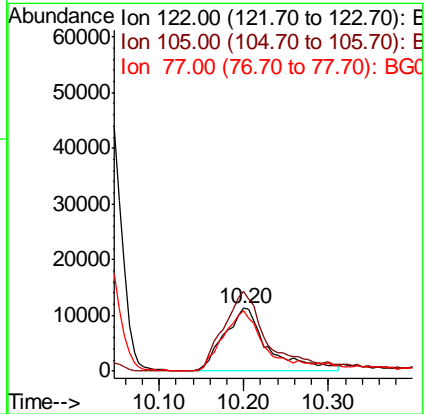
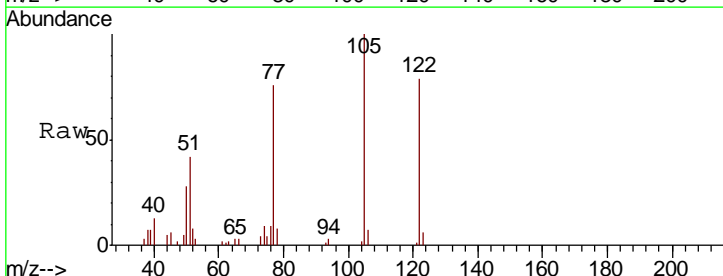
Ion	Ratio	Lower	Upper
128	100		
129	11.1	9.0	13.6
127	13.6	11.1	16.7

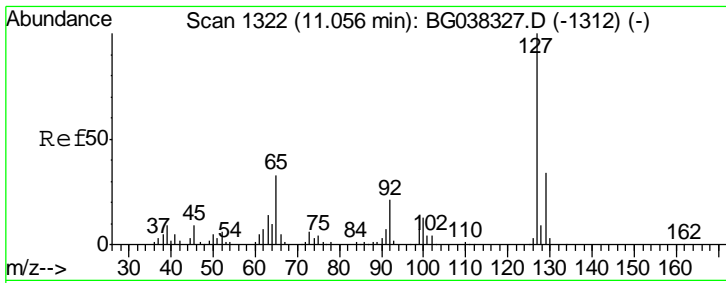


#32
 Benzoic acid
 Concen: 31.782 ng
 RT: 10.20 min Scan# 1176
 Delta R.T. 0.00 min
 Lab File: BG038456.D
 Acq: 11 Dec 2018 2:12

Tgt Ion:122 Resp: 40756

Ion	Ratio	Lower	Upper
122	100		
105	126.3	106.7	146.7
77	95.7	72.2	112.2

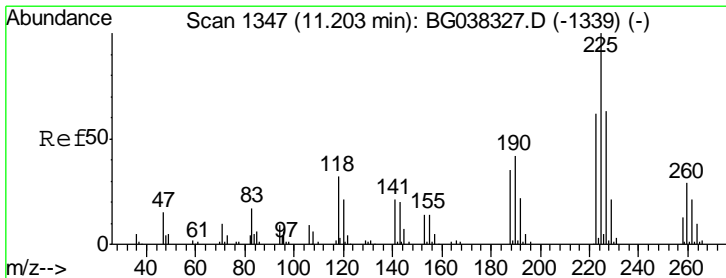
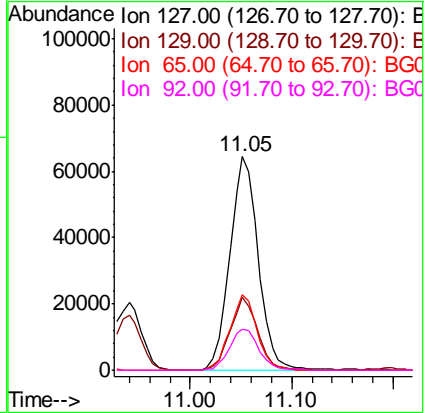
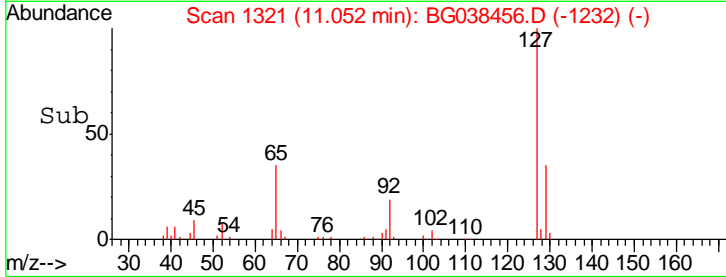
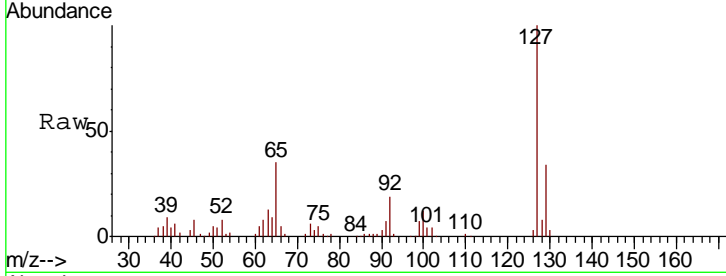




#33
 4-Chloroaniline
 Concen: 41.993 ng
 RT: 11.05 min Scan# 1321
 Delta R.T. -0.00 min
 Lab File: BG038456.D
 Acq: 11 Dec 2018 2:12

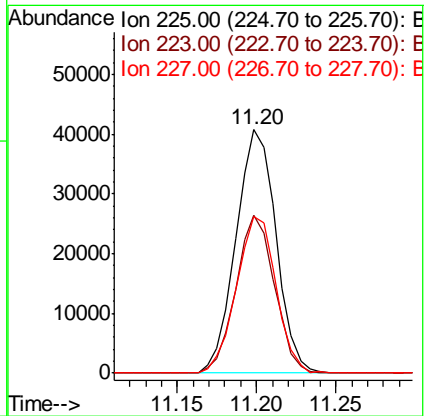
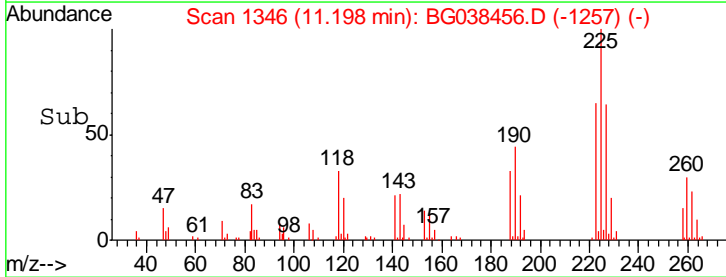
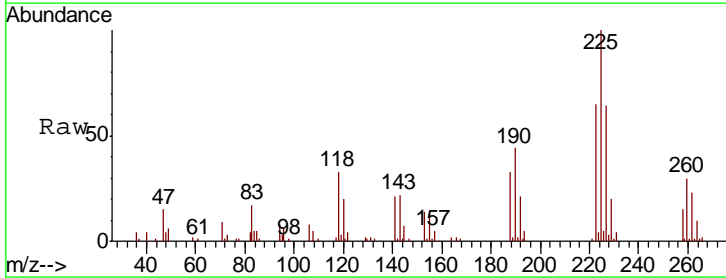
Instrument :
 BNA_G
 ClientSampleID :
 SSTDCCC040EC

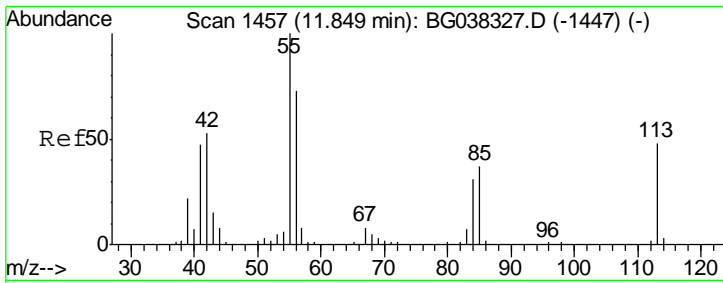
Tgt Ion	Resp	Lower	Upper
127	124785		
129	34.5	27.1	40.7
65	35.1	26.6	39.8
92	19.3	16.4	24.6



#34
 Hexachlorobutadiene
 Concen: 44.541 ng
 RT: 11.20 min Scan# 1346
 Delta R.T. -0.00 min
 Lab File: BG038456.D
 Acq: 11 Dec 2018 2:12

Tgt Ion	Resp	Lower	Upper
225	71460		
223	65.6	48.2	72.4
227	64.0	51.6	77.4

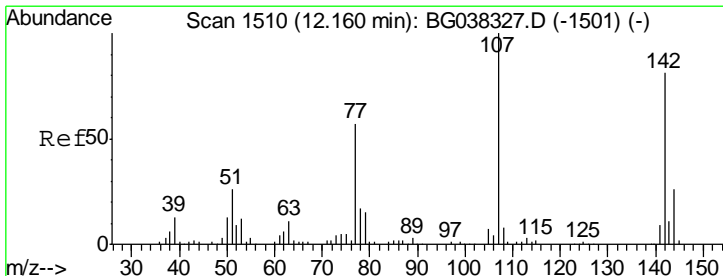
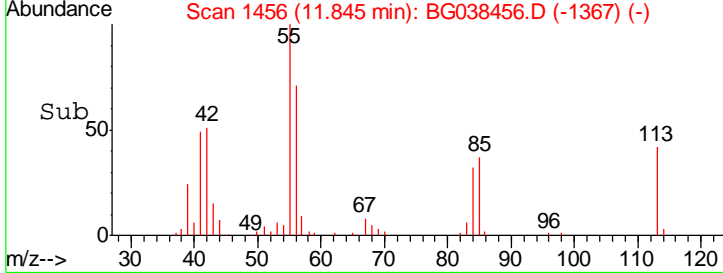
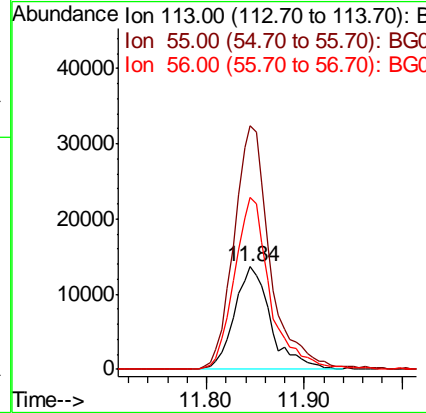
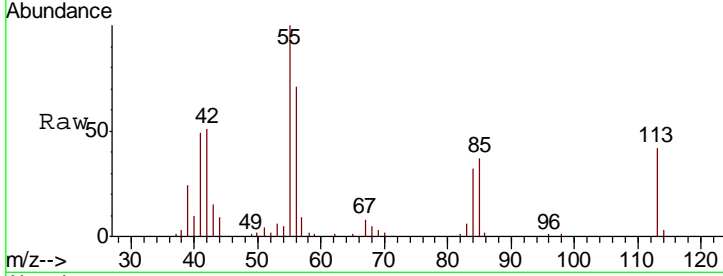




#35
 Caprolactam
 Concen: 39.084 ng
 RT: 11.84 min Scan# 1456
 Delta R.T. -0.00 min
 Lab File: BG038456.D
 Acq: 11 Dec 2018 2:12

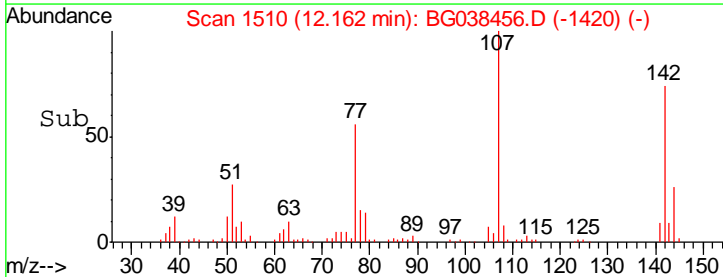
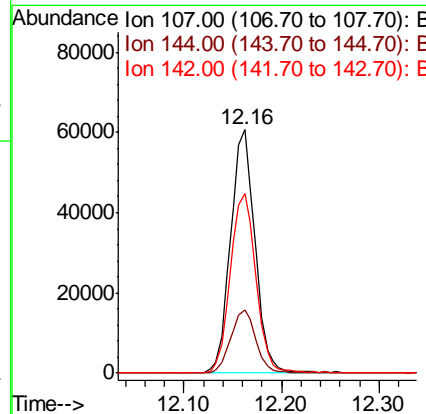
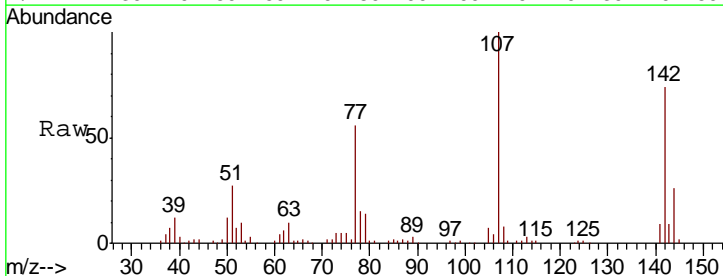
Instrument :
 BNA_G
 ClientSampleId :
 SSTDCCC040EC

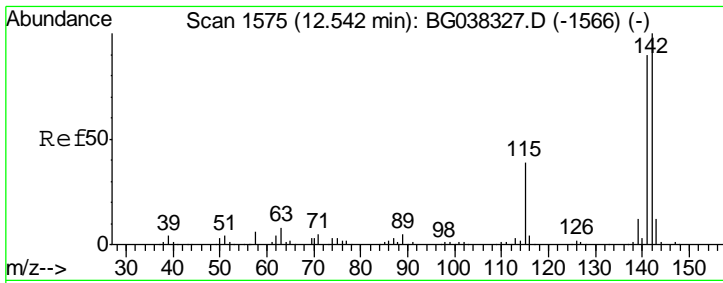
Tgt Ion	Resp	Lower	Upper
113	100		
55	238.2	176.6	216.6#
56	168.8	128.3	168.3#



#36
 4-Chloro-3-methylphenol
 Concen: 43.571 ng
 RT: 12.16 min Scan# 1510
 Delta R.T. 0.00 min
 Lab File: BG038456.D
 Acq: 11 Dec 2018 2:12

Tgt Ion	Resp	Lower	Upper
107	100		
144	26.2	20.7	31.1
142	74.0	64.4	96.6

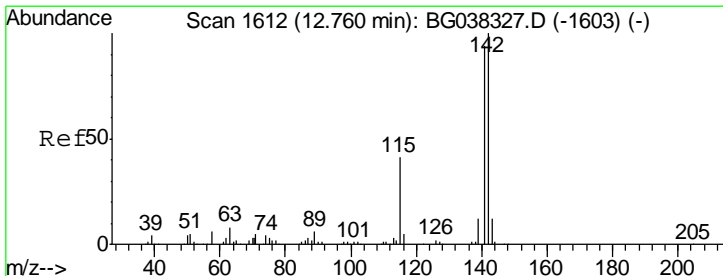
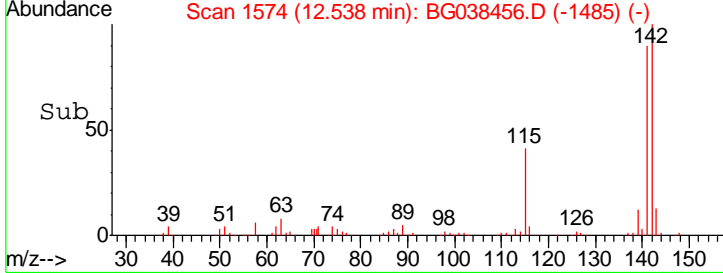
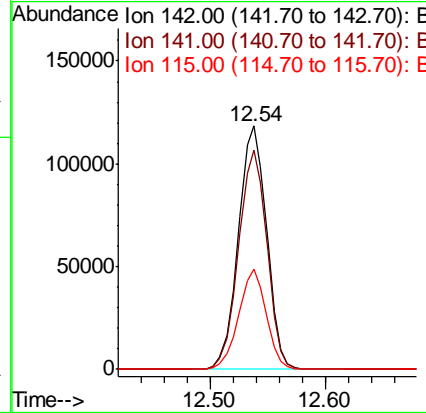
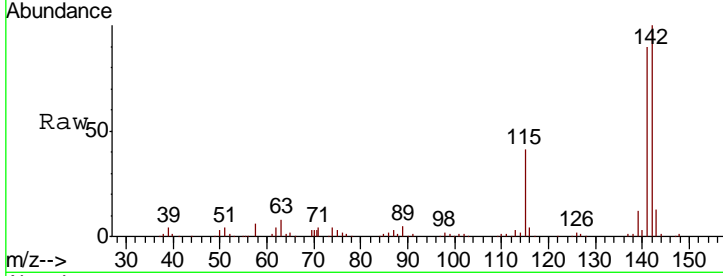




#37
 2-Methylnaphthalene
 Concen: 41.860 ng
 RT: 12.54 min Scan# 1574
 Delta R.T. -0.00 min
 Lab File: BG038456.D
 Acq: 11 Dec 2018 2:12

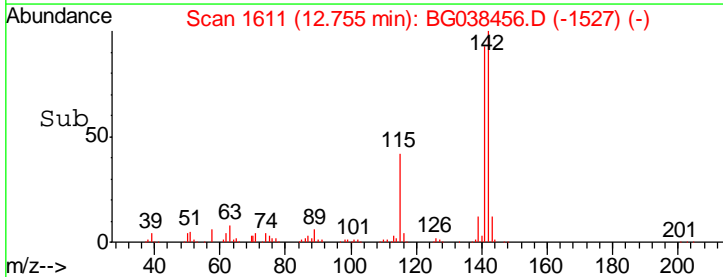
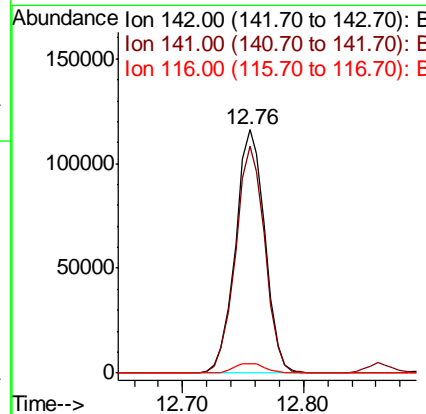
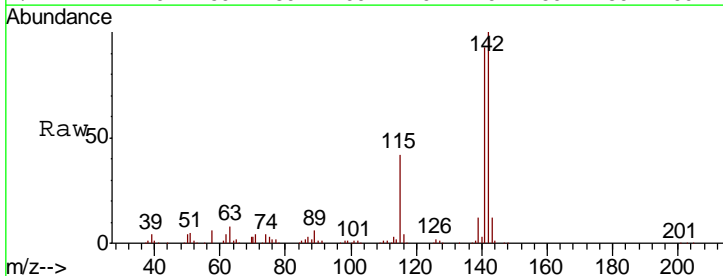
Instrument :
 BNA_G
 ClientSampleId :
 SSTDCCC040EC

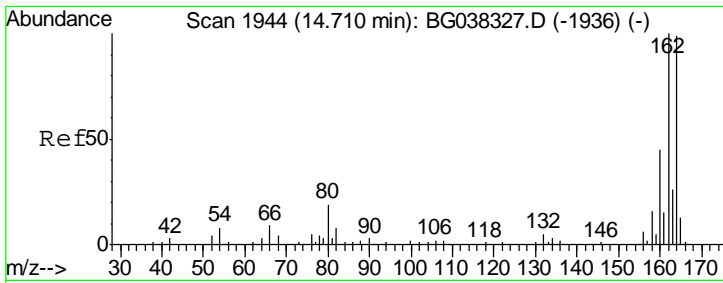
Tgt Ion	Resp	Lower	Upper
142	100		
141	90.1	71.9	107.9
115	41.1	27.8	41.8



#38
 1-Methylnaphthalene
 Concen: 42.953 ng
 RT: 12.76 min Scan# 1611
 Delta R.T. -0.00 min
 Lab File: BG038456.D
 Acq: 11 Dec 2018 2:12

Tgt Ion	Resp	Lower	Upper
142	100		
141	93.1	75.2	112.8
116	3.8	3.3	4.9





#39

Acenaphthene-d10

Concen: 20.000 ng

RT: 14.71 min Scan# 1943

Delta R.T. -0.00 min

Lab File: BG038456.D

Acq: 11 Dec 2018 2:12

Instrument :

BNA_G

ClientSampleId :

SSTDCCC040EC

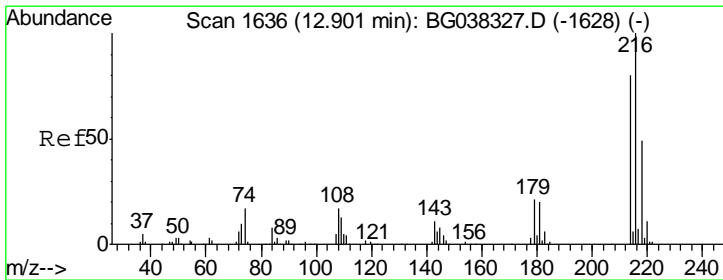
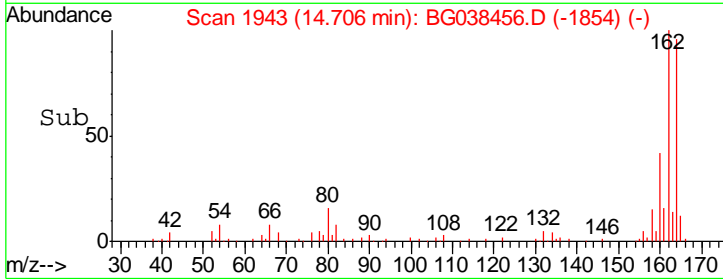
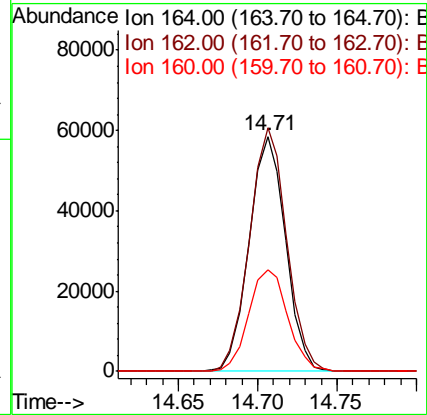
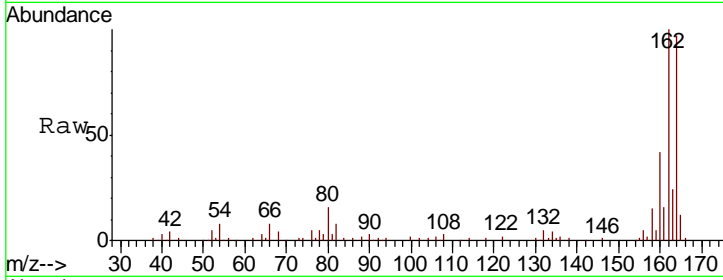
Tgt Ion:164 Resp: 93368

Ion Ratio Lower Upper

164 100

162 103.5 81.3 121.9

160 43.0 36.3 54.5



#40

1,2,4,5-Tetrachlorobenzene

Concen: 41.134 ng

RT: 12.90 min Scan# 1635

Delta R.T. -0.00 min

Lab File: BG038456.D

Acq: 11 Dec 2018 2:12

Tgt Ion:216 Resp: 132153

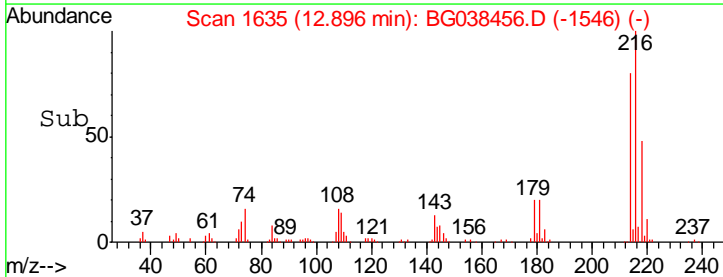
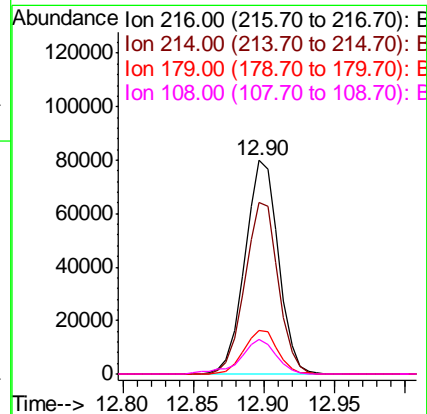
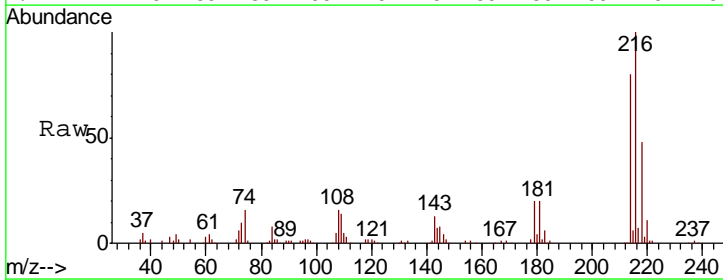
Ion Ratio Lower Upper

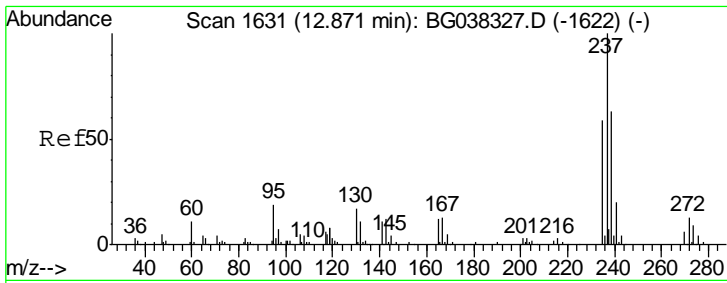
216 100

214 80.1 63.8 95.6

179 20.6 17.4 26.0

108 17.2 13.9 20.9

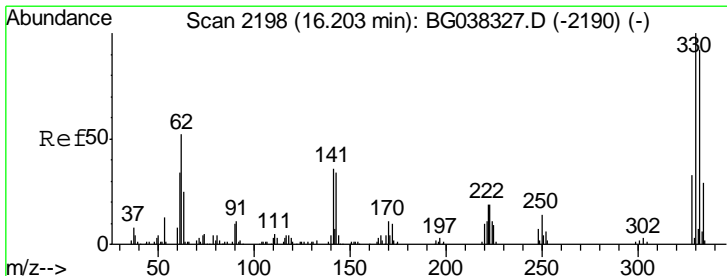
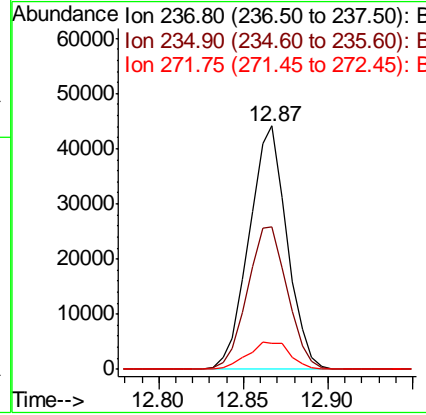
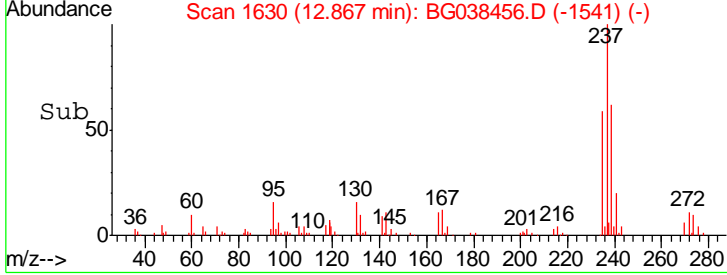
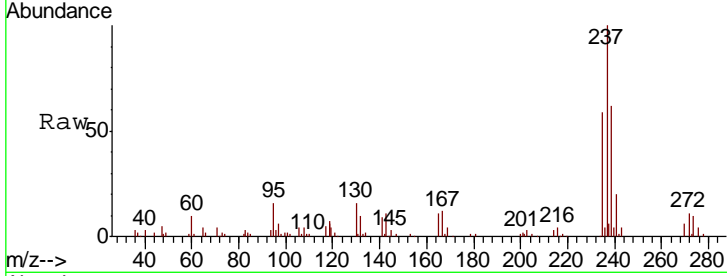




#41
 Hexachlorocyclopentadiene
 Concen: 38.916 ng
 RT: 12.87 min Scan# 1630
 Delta R.T. -0.00 min
 Lab File: BG038456.D
 Acq: 11 Dec 2018 2:12

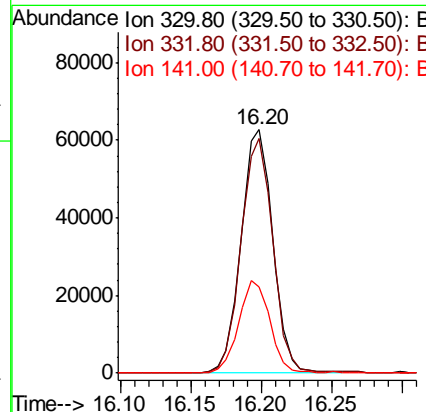
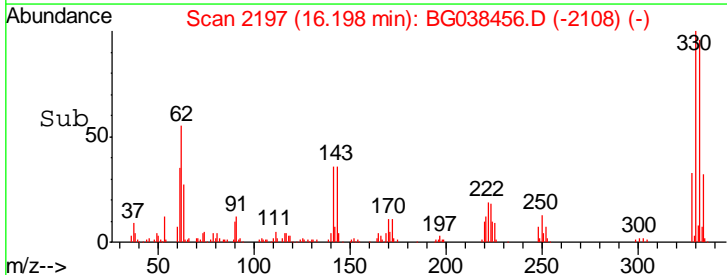
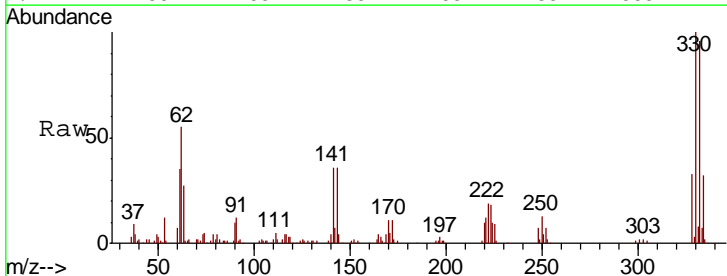
Instrument : BNA_G
 ClientSampleId : SSTDCCC040EC

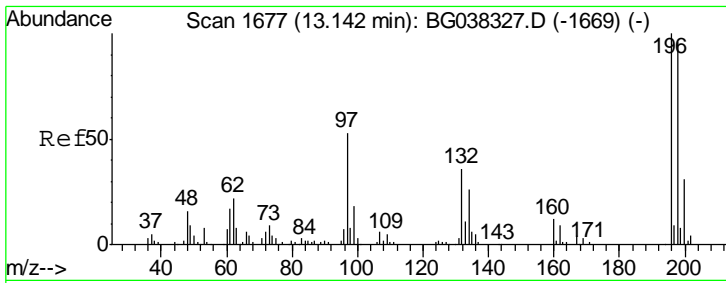
Tgt Ion	Resp	Lower	Upper
237	100		
235	58.5	42.5	82.5
272	10.6	0.0	31.6



#42
 2,4,6-Tribromophenol
 Concen: 86.166 ng
 RT: 16.20 min Scan# 2197
 Delta R.T. -0.00 min
 Lab File: BG038456.D
 Acq: 11 Dec 2018 2:12

Tgt Ion	Resp	Lower	Upper
330	100		
332	96.6	78.4	117.6
141	37.2	32.2	48.2

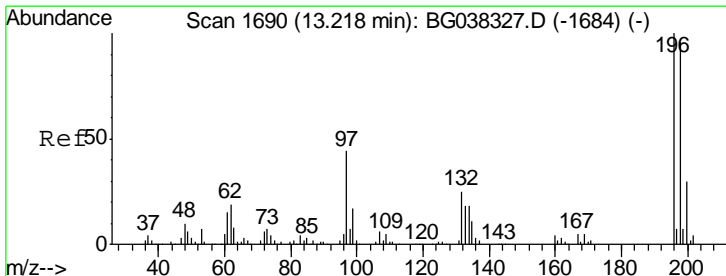
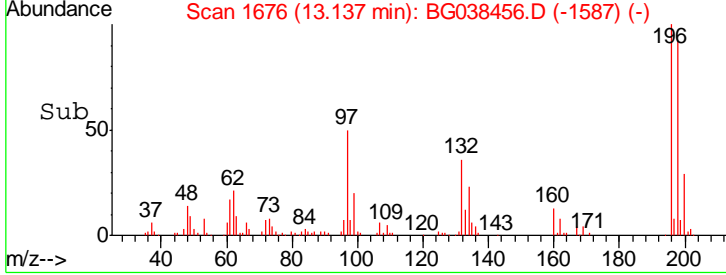
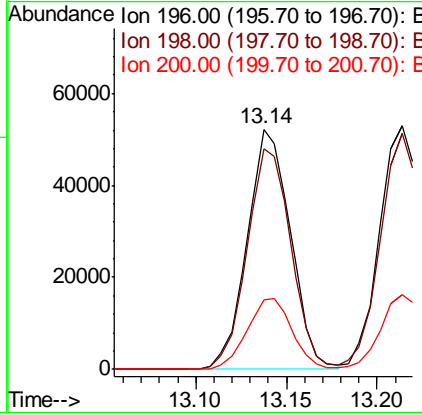
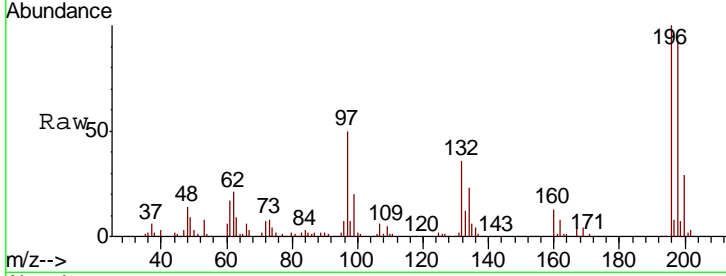




#43
 2,4,6-Trichlorophenol
 Concen: 41.589 ng
 RT: 13.14 min Scan# 1676
 Delta R.T. -0.00 min
 Lab File: BG038456.D
 Acq: 11 Dec 2018 2:12

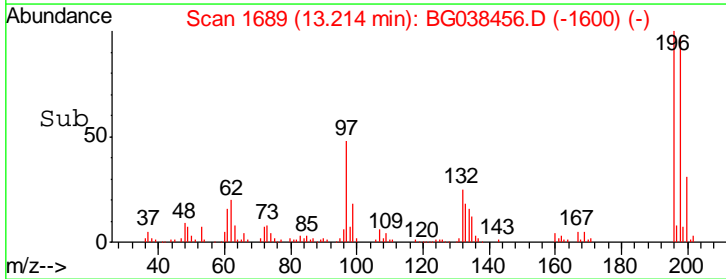
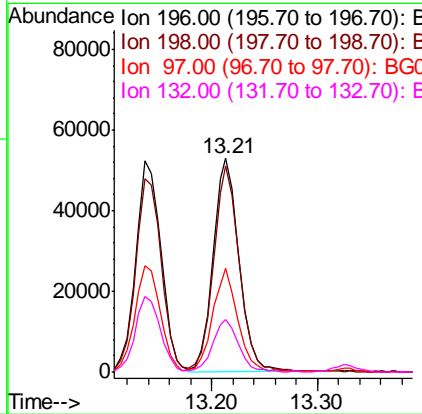
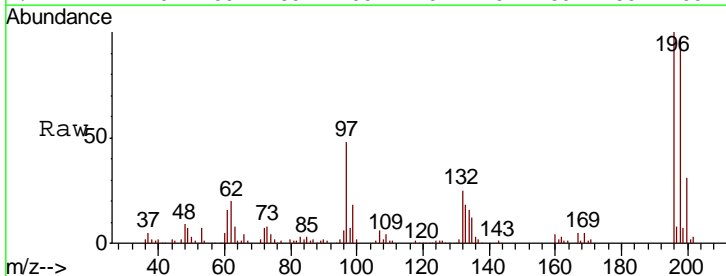
Instrument :
 BNA_G
 ClientSampled :
 SSTDCCC040EC

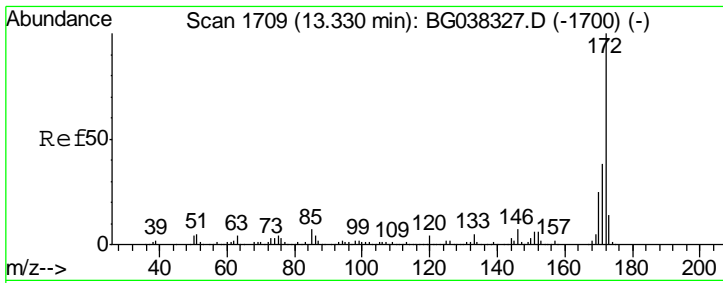
Tgt Ion	Resp	Lower	Upper
196	100		
198	91.7	76.4	114.6
200	28.7	24.9	37.3



#44
 2,4,5-Trichlorophenol
 Concen: 41.035 ng
 RT: 13.21 min Scan# 1689
 Delta R.T. -0.00 min
 Lab File: BG038456.D
 Acq: 11 Dec 2018 2:12

Tgt Ion	Resp	Lower	Upper
196	100		
198	96.7	74.2	111.2
97	48.3	34.1	51.1
132	24.6	20.2	30.4



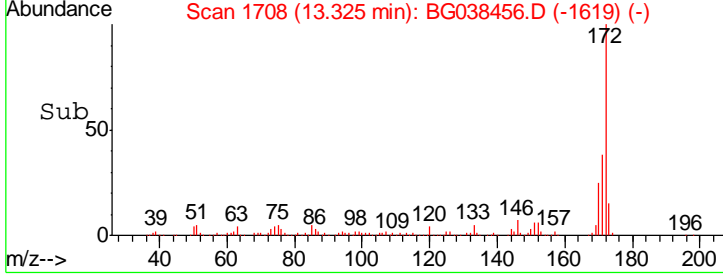
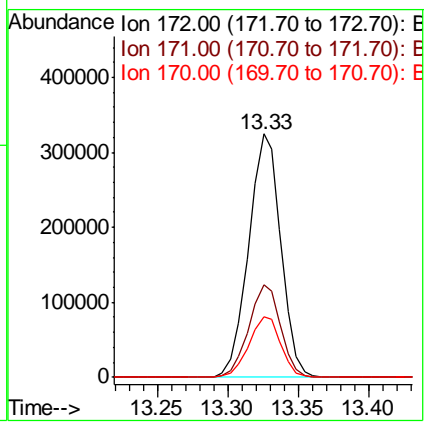
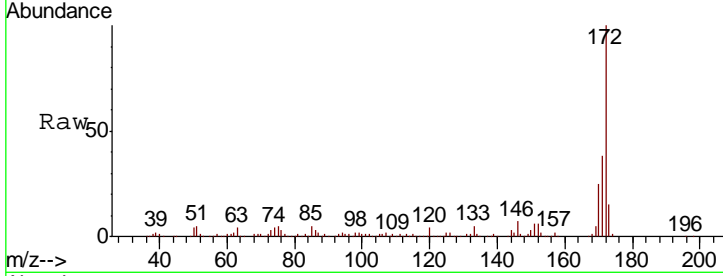


#45
 2-Fluorobiphenyl
 Concen: 79.253 ng
 RT: 13.33 min Scan# 1708
 Delta R.T. -0.00 min
 Lab File: BG038456.D
 Acq: 11 Dec 2018 2:12

Instrument :
 BNA_G
 ClientSampleId :
 SSTDCCC040EC

Tgt Ion:172 Resp: 519310

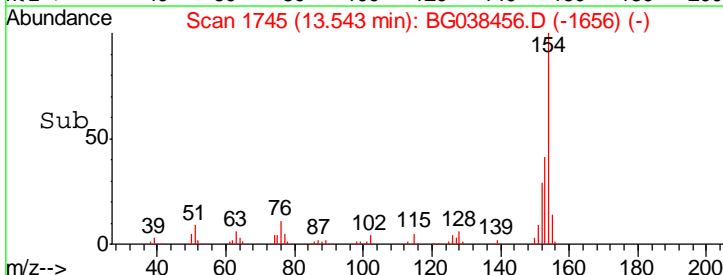
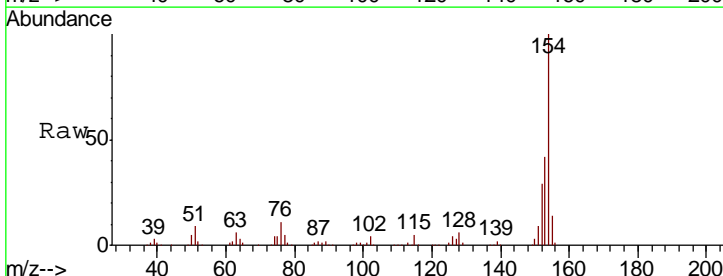
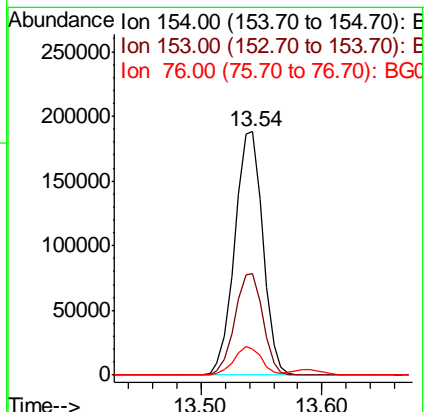
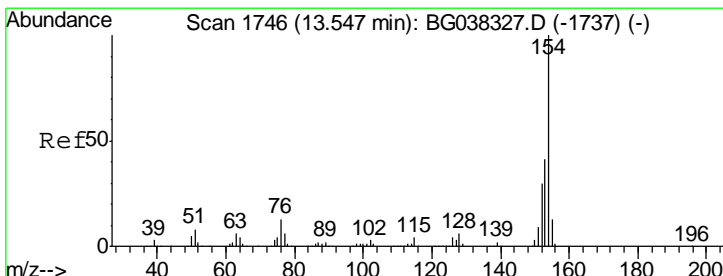
Ion	Ratio	Lower	Upper
172	100		
171	37.9	31.0	46.4
170	24.7	20.2	30.2

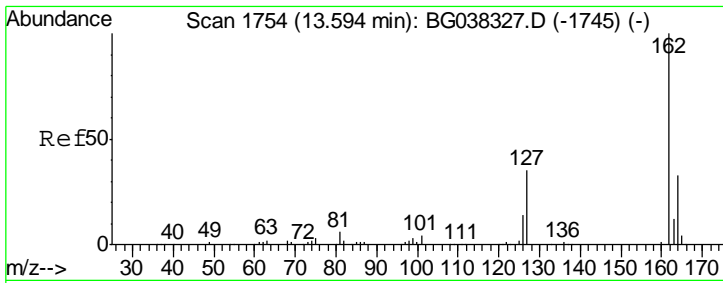


#46
 1,1'-Biphenyl
 Concen: 38.778 ng
 RT: 13.54 min Scan# 1745
 Delta R.T. -0.00 min
 Lab File: BG038456.D
 Acq: 11 Dec 2018 2:12

Tgt Ion:154 Resp: 306045

Ion	Ratio	Lower	Upper
154	100		
153	41.6	22.1	62.1
76	10.9	0.0	33.2

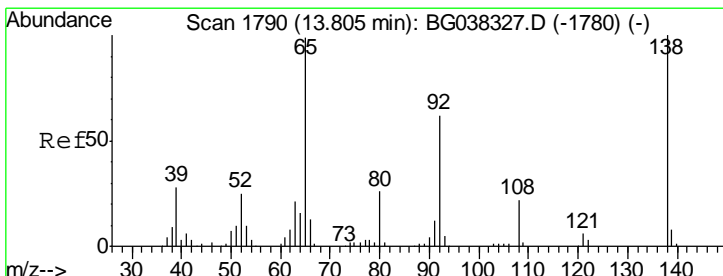
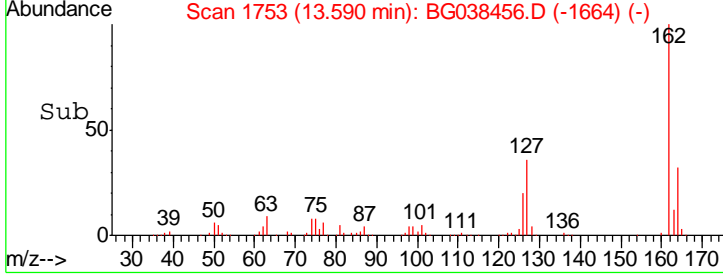
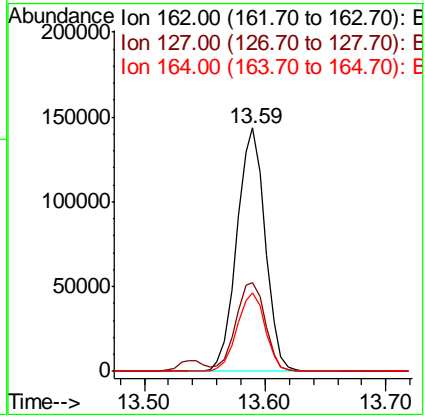
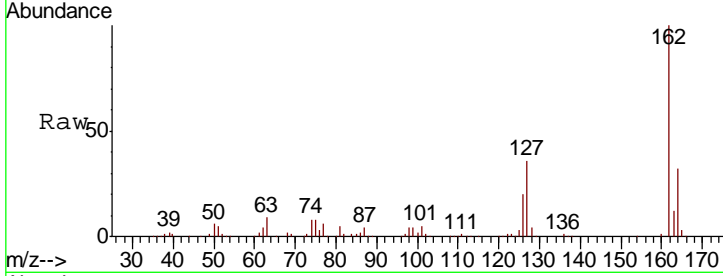




#47
 2-Chloronaphthalene
 Concen: 39.243 ng
 RT: 13.59 min Scan# 1753
 Delta R.T. -0.00 min
 Lab File: BG038456.D
 Acq: 11 Dec 2018 2:12

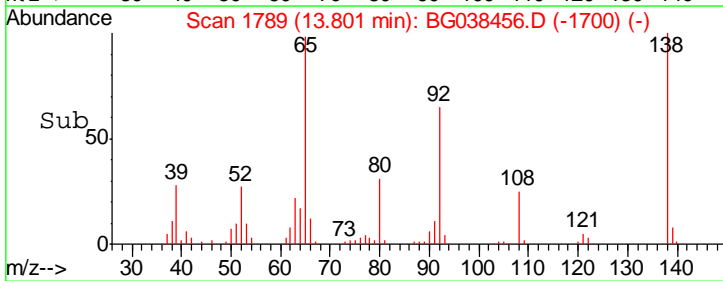
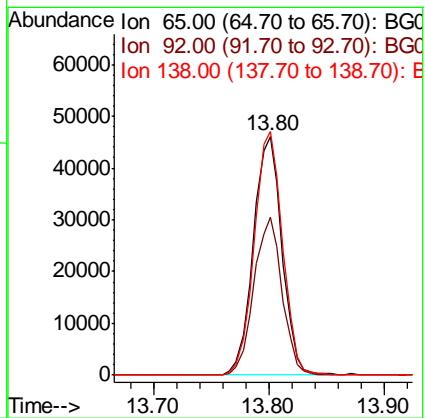
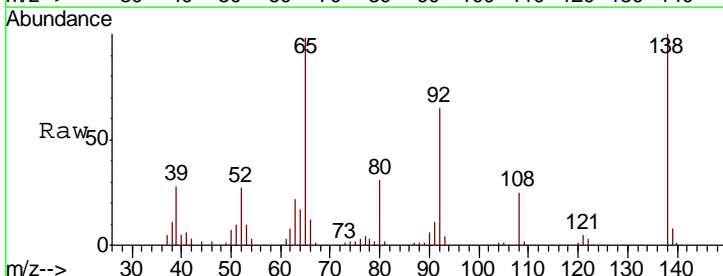
Instrument : BNA_G
 ClientSampleId : SSTDCCC040EC

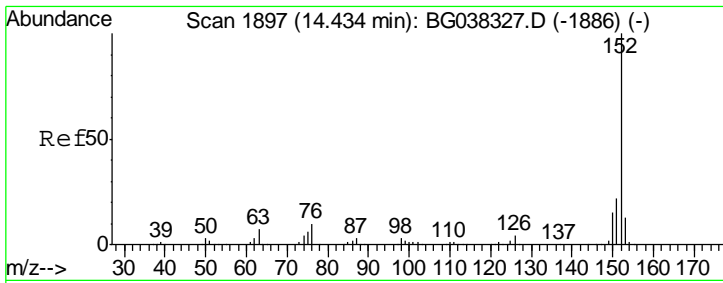
Tgt Ion	Resp	Lower	Upper
162	100		
127	36.3	30.5	45.7
164	32.3	26.4	39.6



#48
 2-Nitroaniline
 Concen: 39.936 ng
 RT: 13.80 min Scan# 1789
 Delta R.T. -0.00 min
 Lab File: BG038456.D
 Acq: 11 Dec 2018 2:12

Tgt Ion	Resp	Lower	Upper
65	100		
92	66.1	53.2	79.8
138	102.0	79.3	118.9

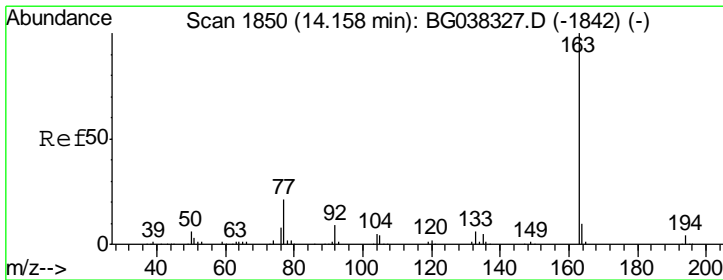
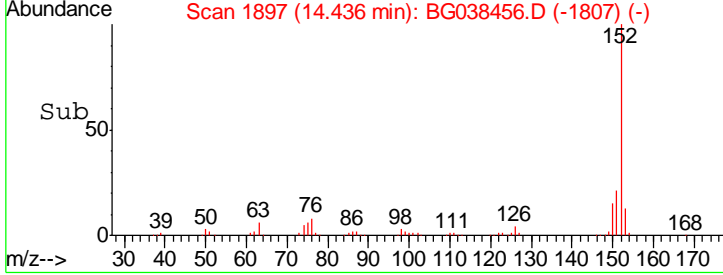
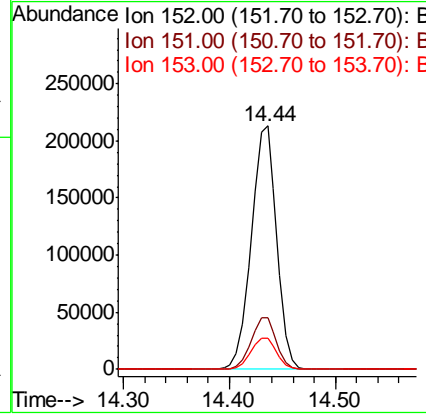
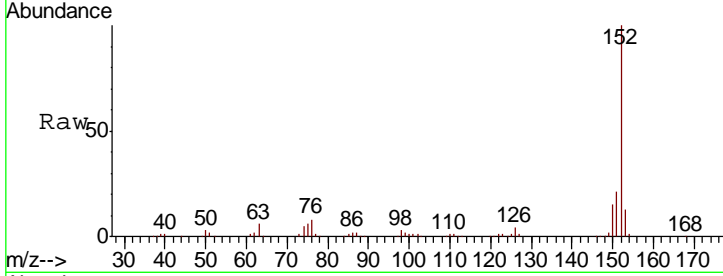




#49
 Acenaphthylene
 Concen: 39.553 ng
 RT: 14.44 min Scan# 1897
 Delta R.T. 0.00 min
 Lab File: BG038456.D
 Acq: 11 Dec 2018 2:12

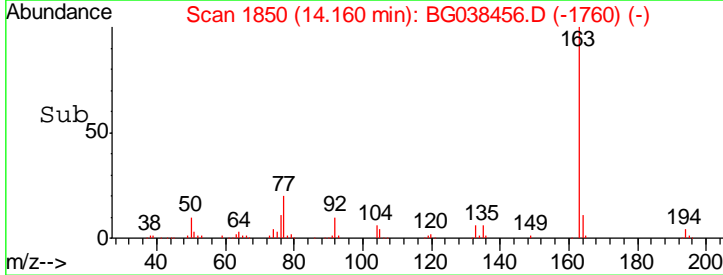
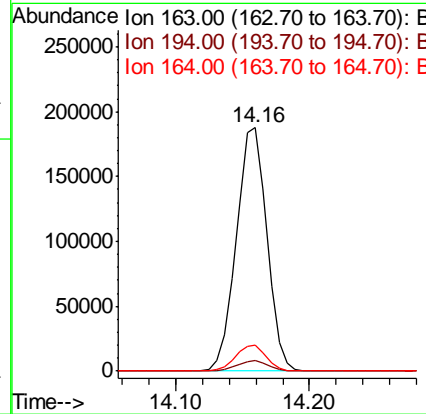
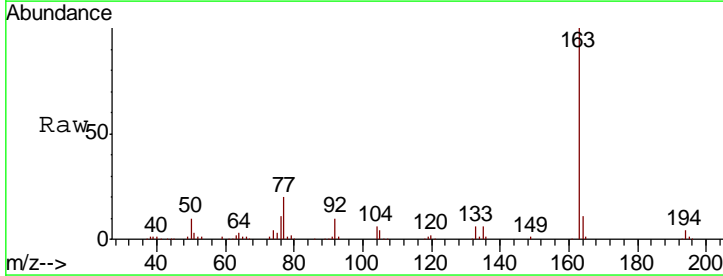
Instrument :
 BNA_G
 ClientSampled :
 SSTDCCC040EC

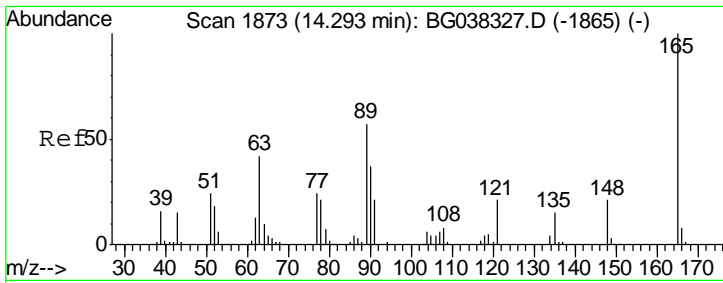
Tgt Ion	Resp	Lower	Upper
152	100		
151	21.0	17.1	25.7
153	13.0	11.1	16.7



#50
 Dimethylphthalate
 Concen: 39.821 ng
 RT: 14.16 min Scan# 1850
 Delta R.T. 0.00 min
 Lab File: BG038456.D
 Acq: 11 Dec 2018 2:12

Tgt Ion	Resp	Lower	Upper
163	100		
194	4.4	3.5	5.3
164	10.6	8.5	12.7

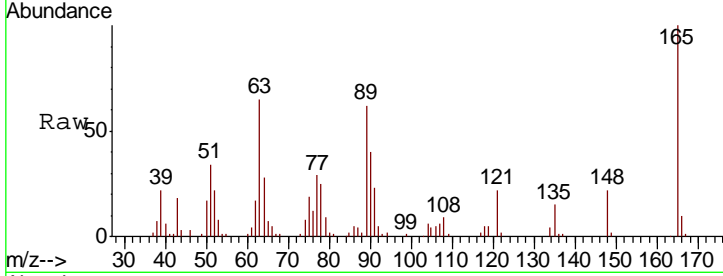




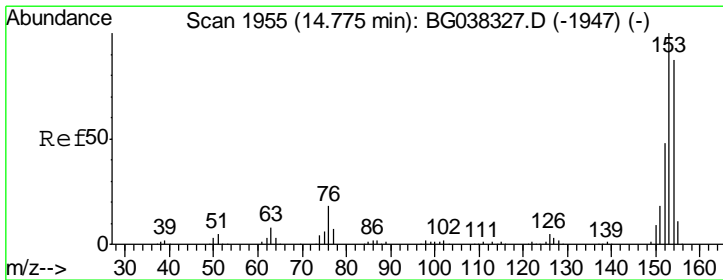
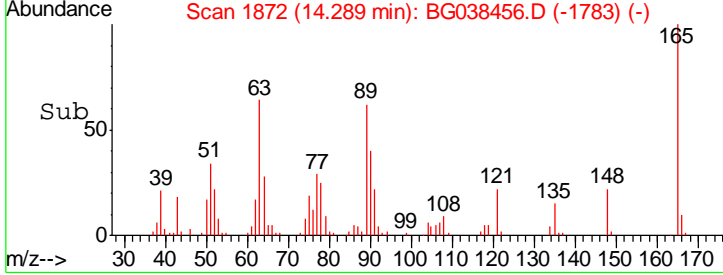
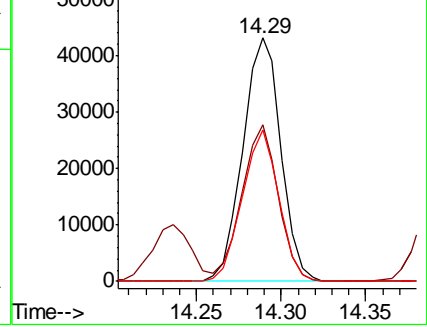
#51
 2,6-Dinitrotoluene
 Concen: 39.428 ng
 RT: 14.29 min Scan# 1872
 Delta R.T. -0.00 min
 Lab File: BG038456.D
 Acq: 11 Dec 2018 2:12

Instrument :
 BNA_G
 ClientSampleId :
 SSTDCCC040EC

Tgt Ion	Resp	Lower	Upper
165	100		
63	64.6	43.4	65.2
89	62.2	45.8	68.6

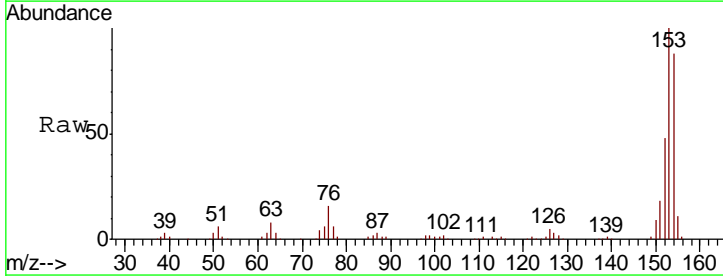


Abundance Ion 165.00 (164.70 to 165.70): E
 Ion 63.00 (62.70 to 63.70): BG
 Ion 89.00 (88.70 to 89.70): BG

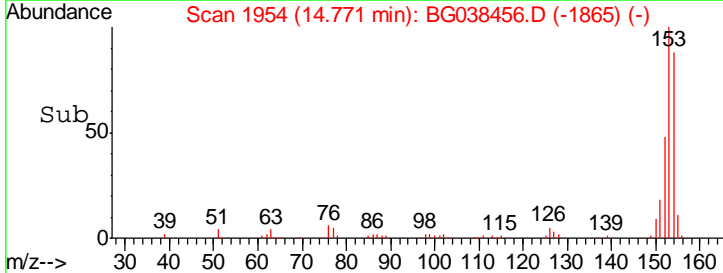
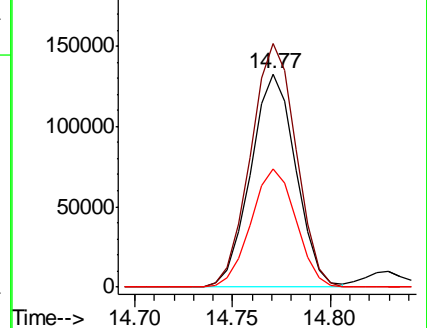


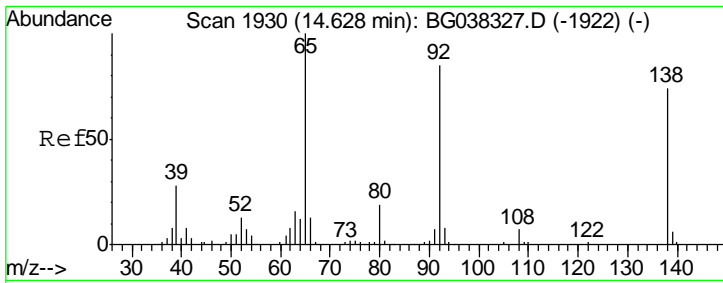
#52
 Acenaphthene
 Concen: 38.815 ng
 RT: 14.77 min Scan# 1954
 Delta R.T. -0.00 min
 Lab File: BG038456.D
 Acq: 11 Dec 2018 2:12

Tgt Ion	Resp	Lower	Upper
154	100		
153	114.2	93.4	140.0
152	55.3	44.7	67.1



Abundance Ion 154.00 (153.70 to 154.70): E
 Ion 153.00 (152.70 to 153.70): E
 Ion 152.00 (151.70 to 152.70): E

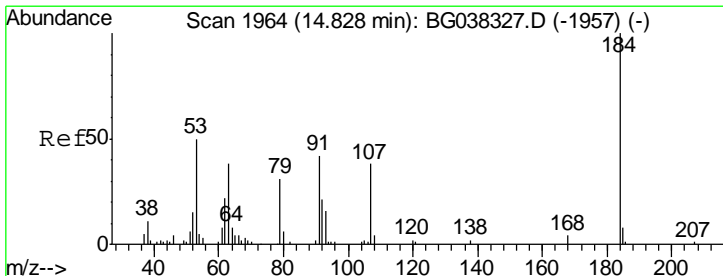
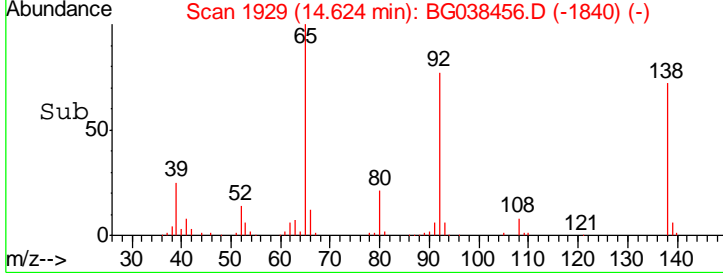
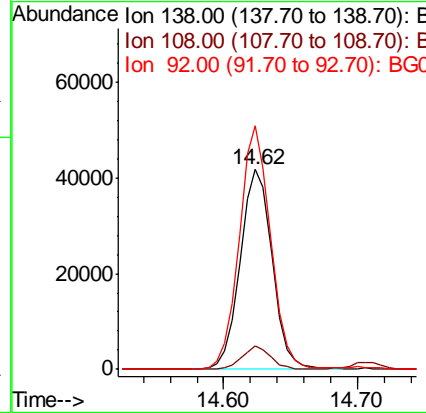
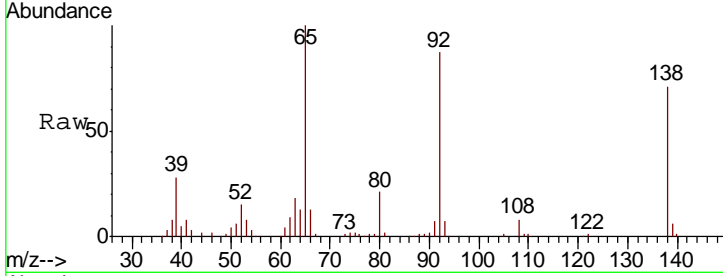




#53
 3-Nitroaniline
 Concen: 37.629 ng
 RT: 14.62 min Scan# 1929
 Delta R.T. -0.00 min
 Lab File: BG038456.D
 Acq: 11 Dec 2018 2:12

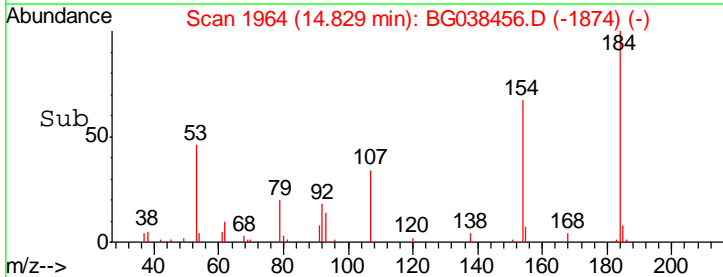
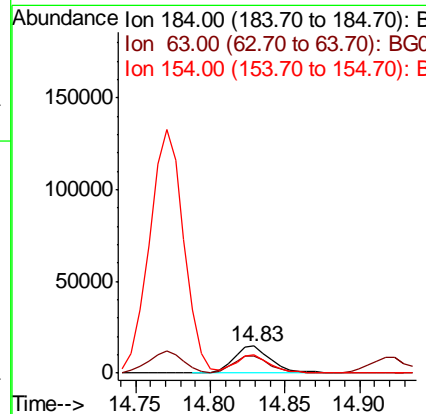
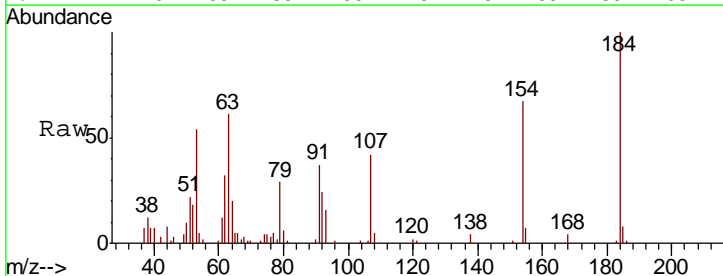
Instrument : BNA_G
 ClientSampleId : SSTDCCC040EC

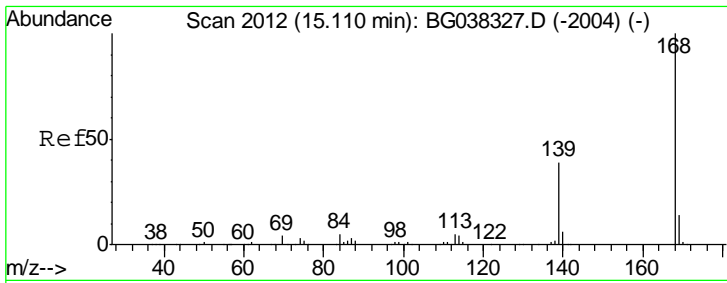
Tgt Ion	Resp	Lower	Upper
138	69328		
108	11.9	11.0	16.6
92	122.0	95.2	142.8



#54
 2,4-Dinitrophenol
 Concen: 27.584 ng
 RT: 14.83 min Scan# 1964
 Delta R.T. 0.00 min
 Lab File: BG038456.D
 Acq: 11 Dec 2018 2:12

Tgt Ion	Resp	Lower	Upper
184	25867		
63	61.4	42.6	63.8
154	67.1	41.8	62.6#

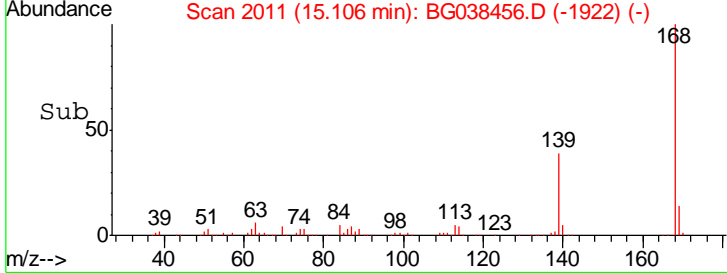
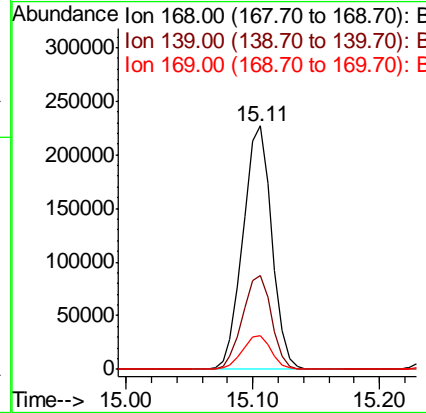
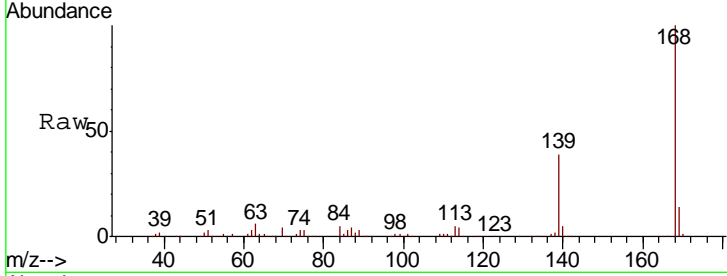




#55
 Dibenzofuran
 Concen: 39.394 ng
 RT: 15.11 min Scan# 2011
 Delta R.T. -0.00 min
 Lab File: BG038456.D
 Acq: 11 Dec 2018 2:12

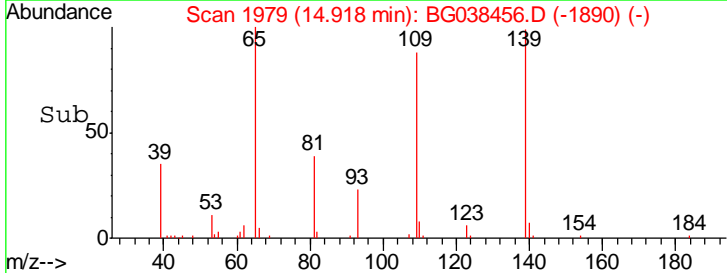
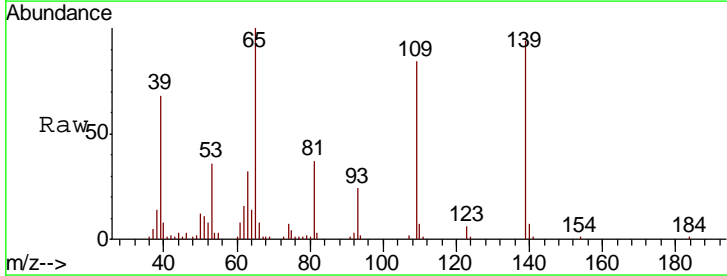
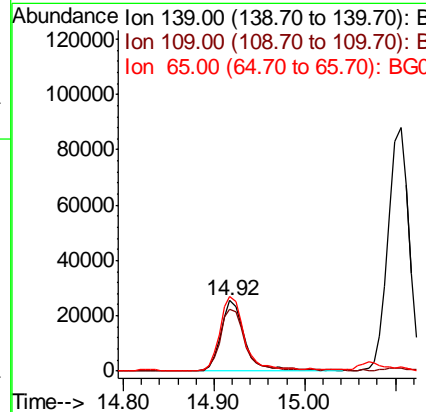
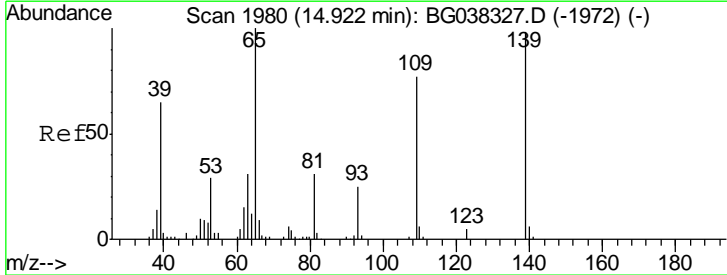
Instrument :
 BNA_G
 ClientSampleId :
 SSTDCCC040EC

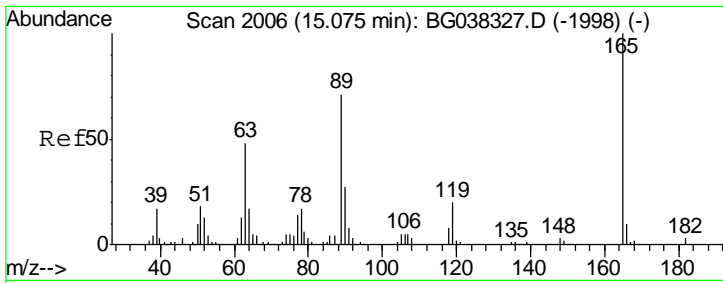
Tgt Ion	Resp	Lower	Upper
168	356118		
139	100	29.4	44.0
169	13.8	11.0	16.6



#56
 4-Nitrophenol
 Concen: 32.518 ng
 RT: 14.92 min Scan# 1979
 Delta R.T. -0.00 min
 Lab File: BG038456.D
 Acq: 11 Dec 2018 2:12

Tgt Ion	Resp	Lower	Upper
139	47326		
109	100	49.5	89.5
65	106.0	76.8	116.8

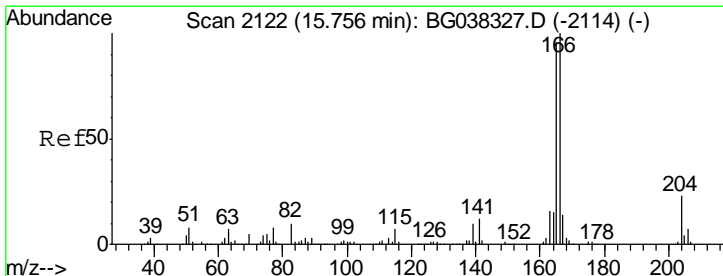
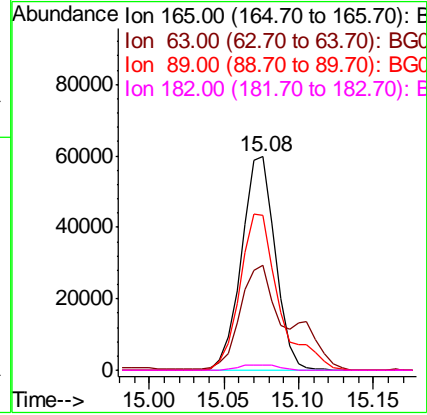
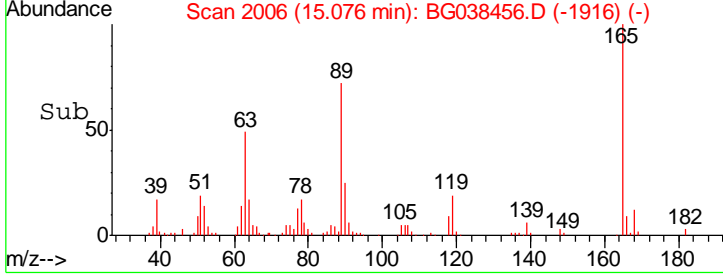
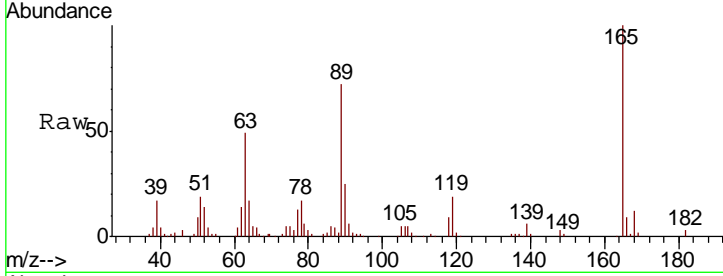




#57
 2,4-Dinitrotoluene
 Concen: 39.605 ng
 RT: 15.08 min Scan# 2006
 Delta R.T. 0.00 min
 Lab File: BG038456.D
 Acq: 11 Dec 2018 2:12

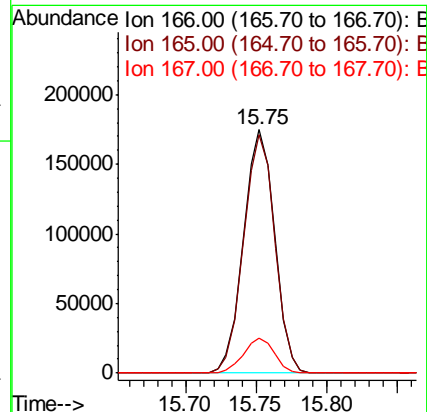
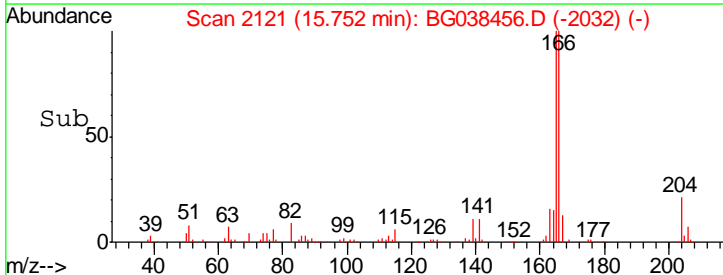
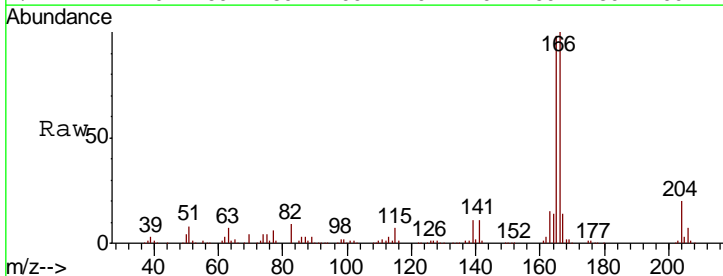
Instrument :
 BNA_G
 ClientSampleId :
 SSTDCCC040EC

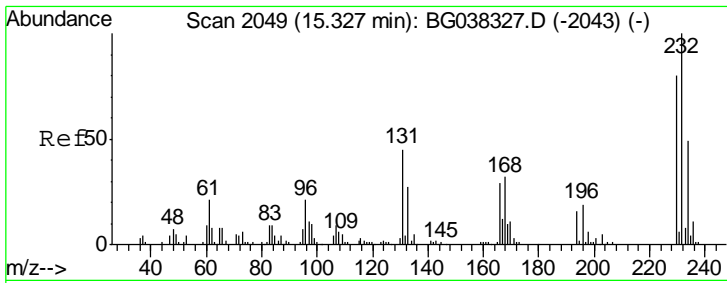
Tgt Ion	Resp	Lower	Upper
165	100		
63	49.2	33.4	50.0
89	72.3	57.2	85.8
182	2.7	2.6	4.0



#58
 Fluorene
 Concen: 40.503 ng
 RT: 15.75 min Scan# 2121
 Delta R.T. -0.00 min
 Lab File: BG038456.D
 Acq: 11 Dec 2018 2:12

Tgt Ion	Resp	Lower	Upper
166	100		
165	97.9	79.0	118.6
167	14.3	11.3	16.9

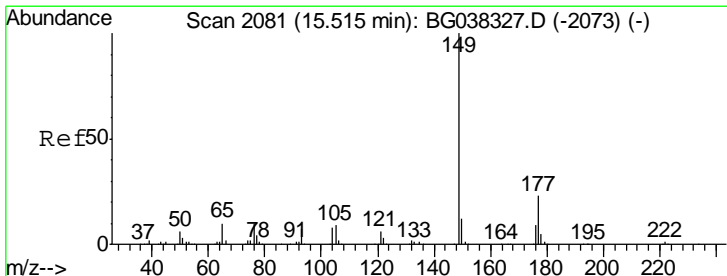
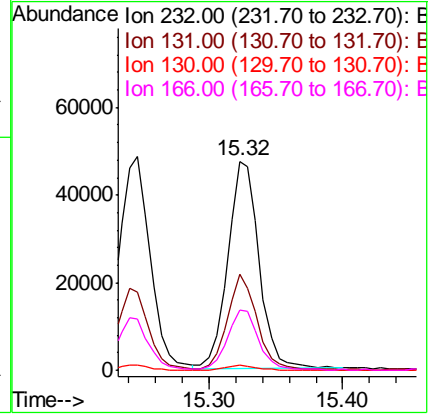
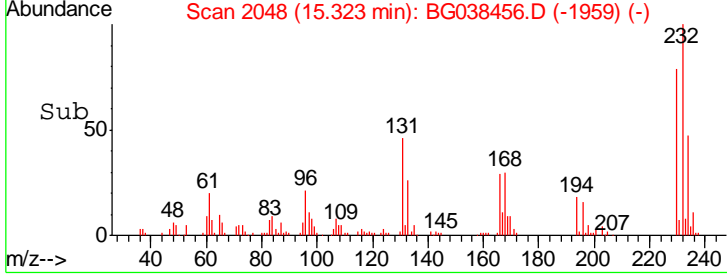
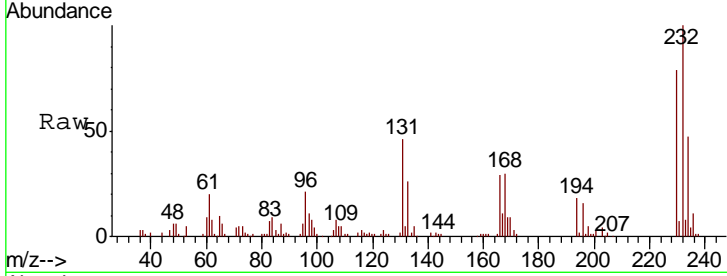




#59
 2,3,4,6-Tetrachlorophenol
 Concen: 40.402 ng
 RT: 15.32 min Scan# 2048
 Delta R.T. -0.00 min
 Lab File: BG038456.D
 Acq: 11 Dec 2018 2:12

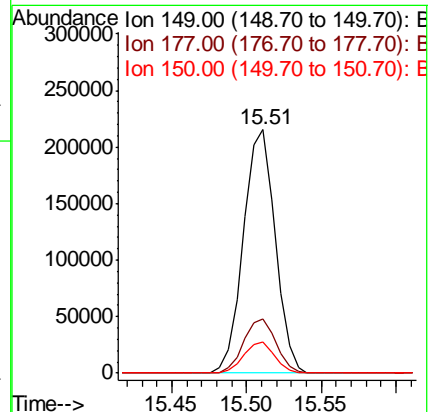
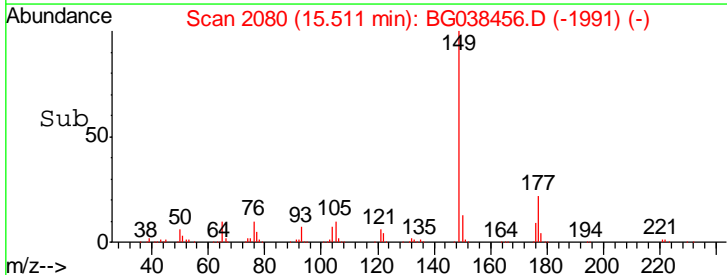
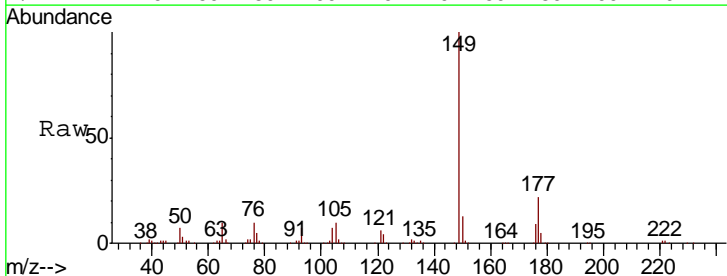
Instrument :
 BNA_G
 ClientSampleId :
 SSTDCCC040EC

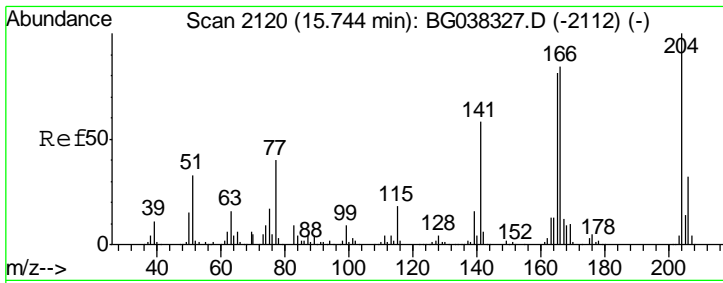
Tgt Ion	Resp	Lower	Upper
232	100		
131	44.6	33.7	50.5
130	2.3	2.1	3.1
166	29.7	24.6	36.8



#60
 Diethylphthalate
 Concen: 38.335 ng
 RT: 15.51 min Scan# 2080
 Delta R.T. -0.00 min
 Lab File: BG038456.D
 Acq: 11 Dec 2018 2:12

Tgt Ion	Resp	Lower	Upper
149	100		
177	22.5	18.3	27.5
150	12.9	10.0	15.0

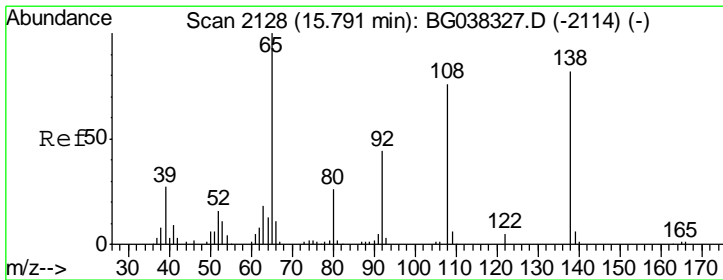
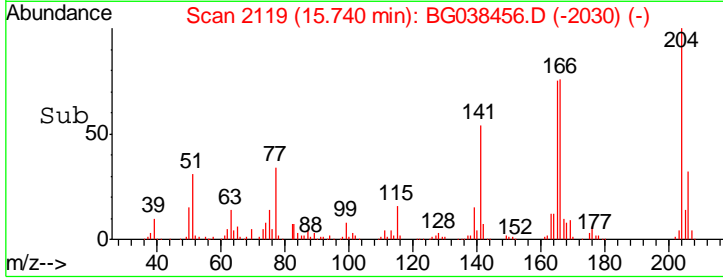
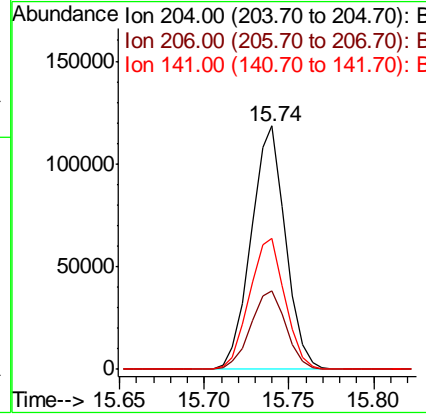
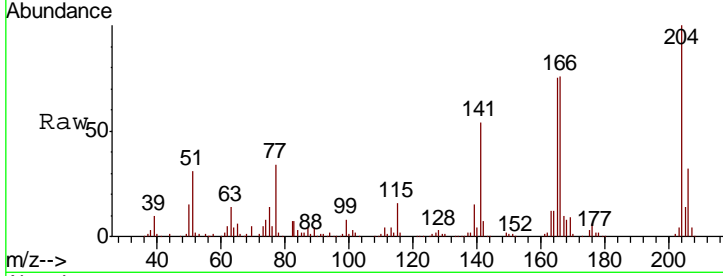




#61
 4-Chlorophenyl-phenylether
 Concen: 41.769 ng
 RT: 15.74 min Scan# 2119
 Delta R.T. -0.00 min
 Lab File: BG038456.D
 Acq: 11 Dec 2018 2:12

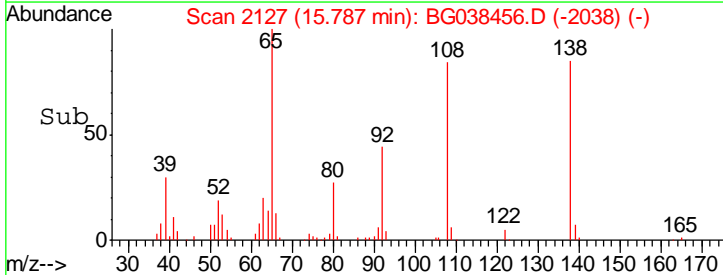
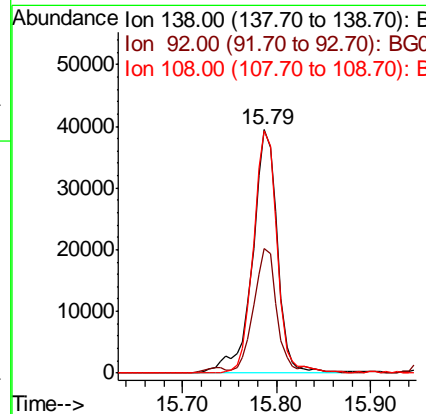
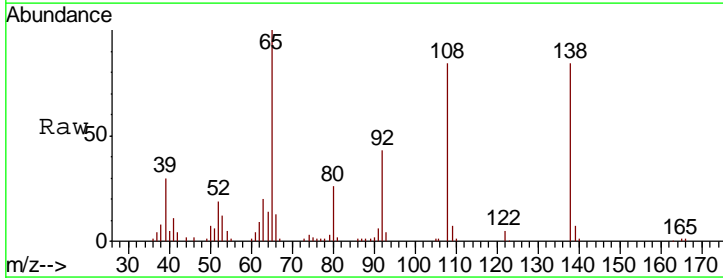
Instrument :
 BNA_G
 ClientSampled :
 SSTDCCC040EC

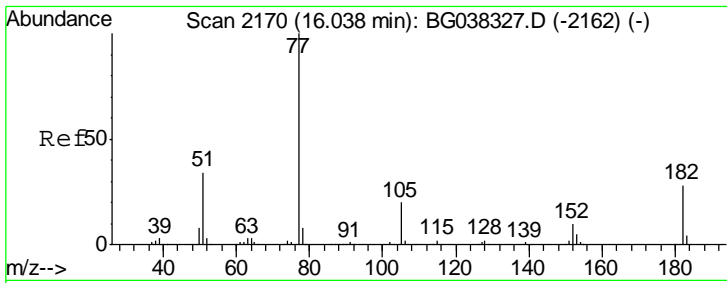
Tgt Ion	Resp	Lower	Upper
204	167090		
206	32.4	26.6	39.8
141	54.0	45.4	68.2



#62
 4-Nitroaniline
 Concen: 39.942 ng
 RT: 15.79 min Scan# 2127
 Delta R.T. -0.00 min
 Lab File: BG038456.D
 Acq: 11 Dec 2018 2:12

Tgt Ion	Resp	Lower	Upper
138	72380		
92	51.4	36.4	76.4
108	99.5	60.1	100.1

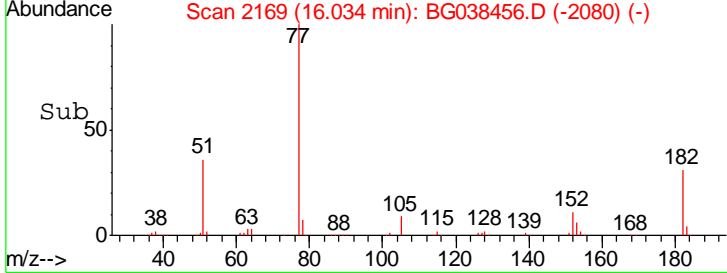
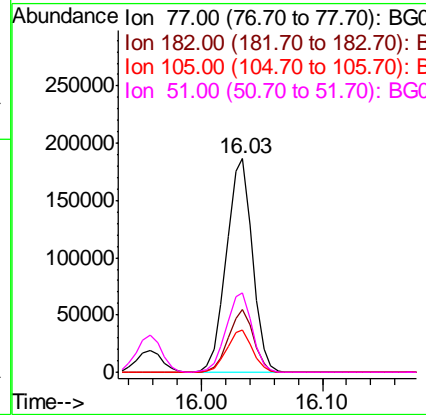
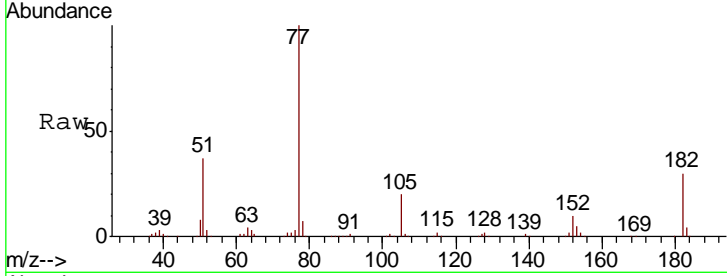




#63
 Azobenzene
 Concen: 38.219 ng
 RT: 16.03 min Scan# 2169
 Delta R.T. -0.00 min
 Lab File: BG038456.D
 Acq: 11 Dec 2018 2:12

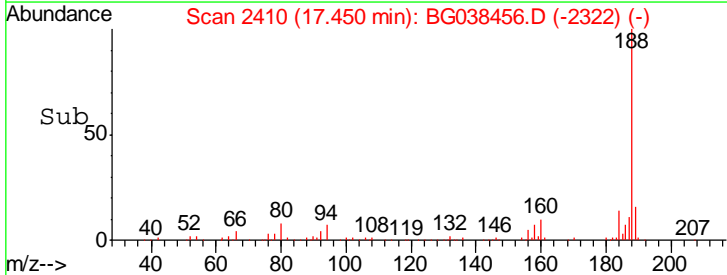
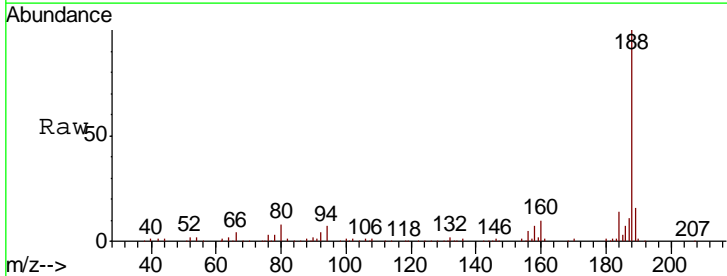
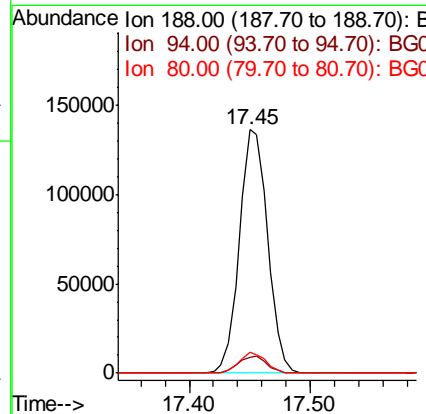
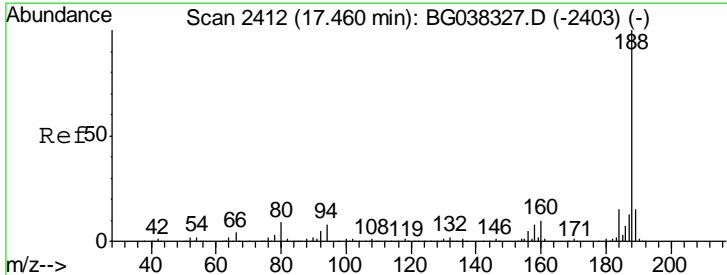
Instrument :
 BNA_G
 ClientSampleId :
 SSTDCCC040EC

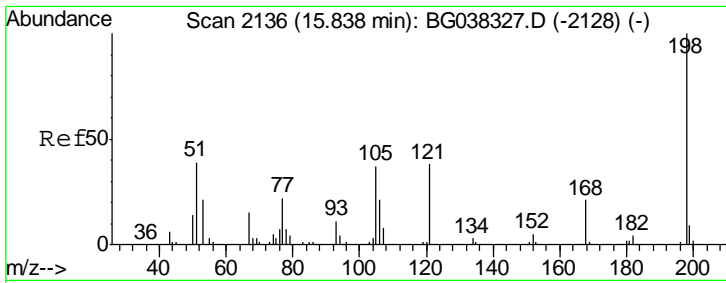
Tgt Ion	Resp	Lower	Upper
77	100		
182	29.6	8.0	48.0
105	19.7	1.3	41.3
51	37.0	10.7	50.7



#64
 Phenanthrene-d10
 Concen: 20.000 ng
 RT: 17.45 min Scan# 2410
 Delta R.T. -0.01 min
 Lab File: BG038456.D
 Acq: 11 Dec 2018 2:12

Tgt Ion	Resp	Lower	Upper
188	100		
94	6.7	7.2	10.8#
80	8.5	7.7	11.5

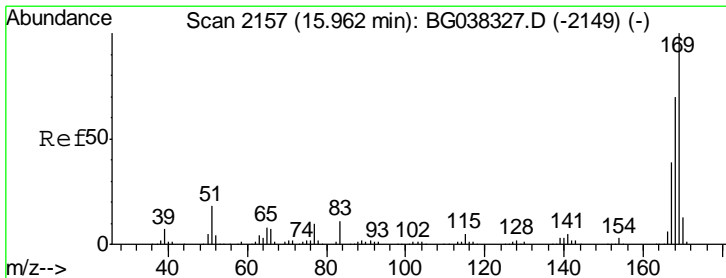
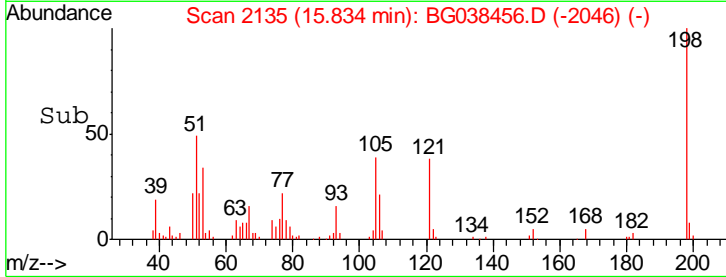
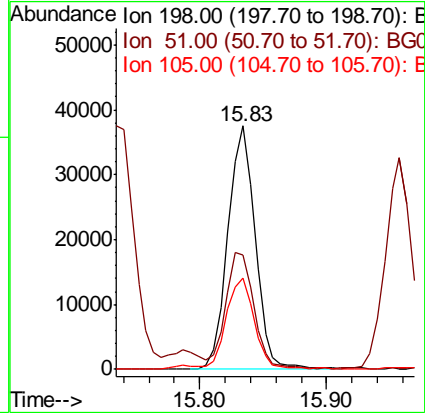
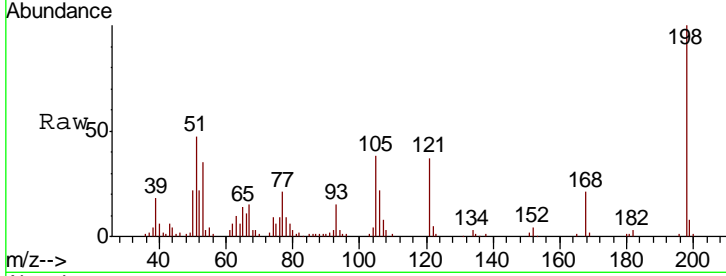




#65
 4,6-Dinitro-2-methylphenol
 Concen: 38.395 ng
 RT: 15.83 min Scan# 2135
 Delta R.T. -0.00 min
 Lab File: BG038456.D
 Acq: 11 Dec 2018 2:12

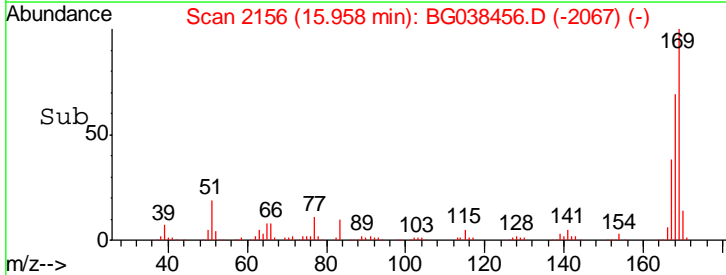
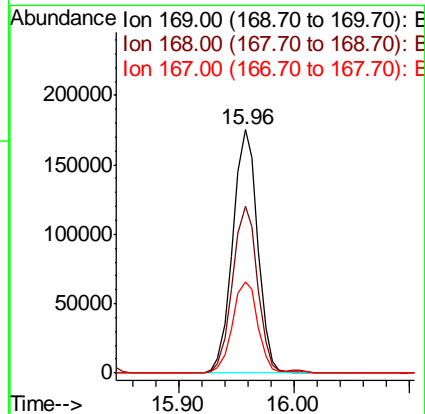
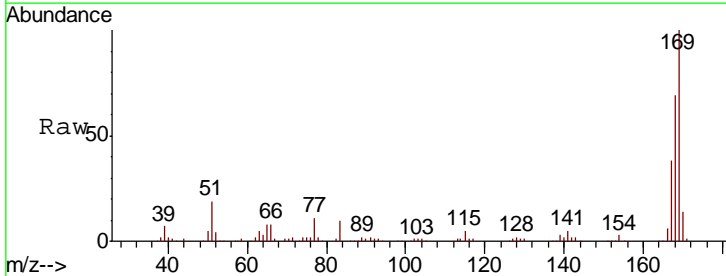
Instrument :
 BNA_G
 ClientSampleId :
 SSTDCCC040EC

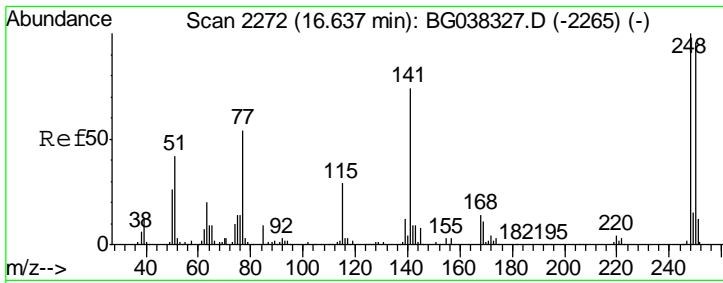
Tgt Ion	Resp	Lower	Upper
198	55987		
198	100		
51	47.1	22.7	62.7
105	37.7	19.7	59.7



#66
 n-Nitrosodiphenylamine
 Concen: 41.789 ng
 RT: 15.96 min Scan# 2156
 Delta R.T. -0.00 min
 Lab File: BG038456.D
 Acq: 11 Dec 2018 2:12

Tgt Ion	Resp	Lower	Upper
169	261526		
169	100		
168	68.7	55.7	83.5
167	37.6	31.3	46.9

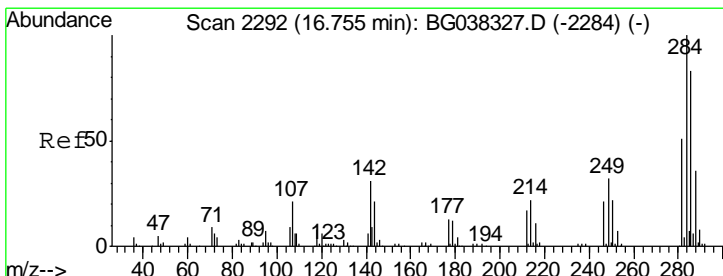
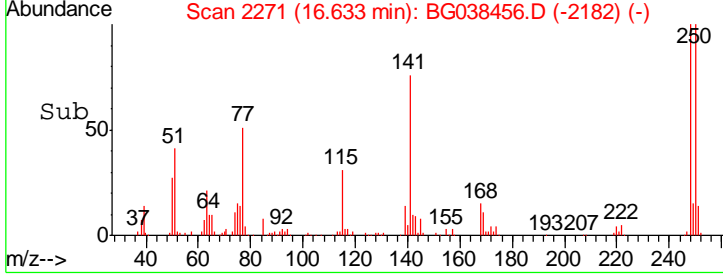
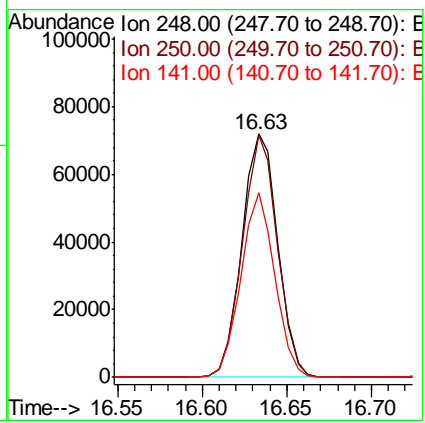
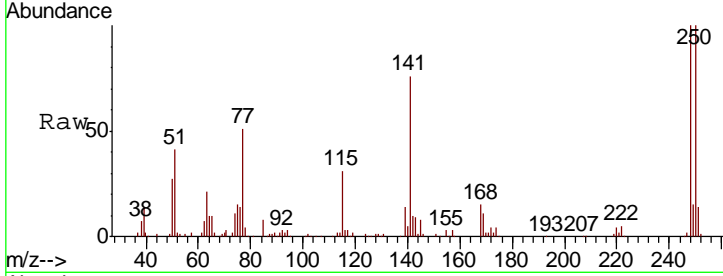




#67
 4-Bromophenyl-phenylether
 Concen: 44.040 ng
 RT: 16.63 min Scan# 2271
 Delta R.T. -0.00 min
 Lab File: BG038456.D
 Acq: 11 Dec 2018 2:12

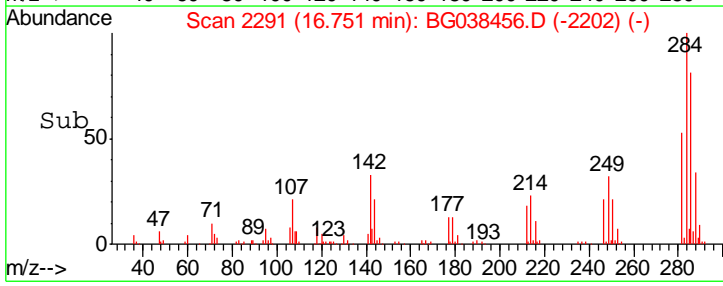
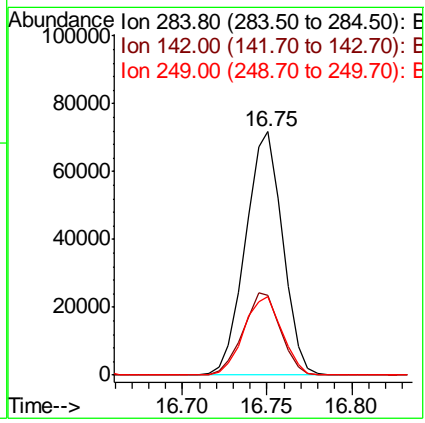
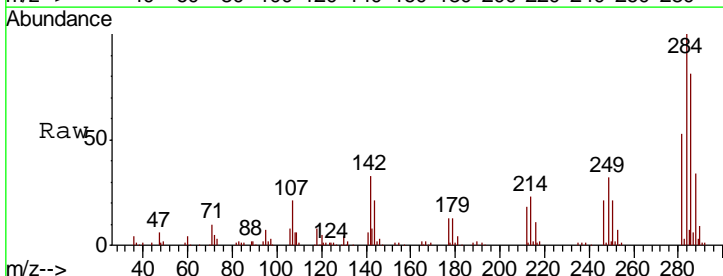
Instrument :
 BNA_G
 ClientSampleID :
 SSTDCCC040EC

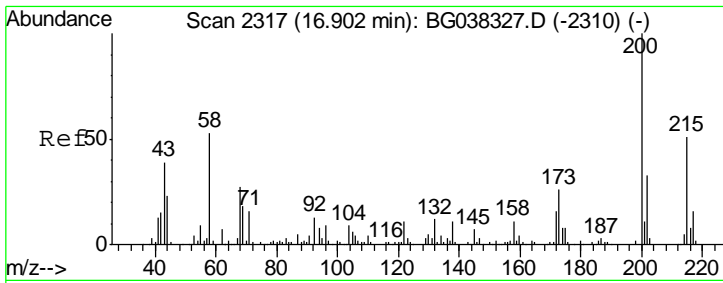
Tgt Ion	Resp	Lower	Upper
248	105844		
250	99.6	77.0	115.6
141	75.6	55.5	83.3



#68
 Hexachlorobenzene
 Concen: 44.252 ng
 RT: 16.75 min Scan# 2291
 Delta R.T. -0.00 min
 Lab File: BG038456.D
 Acq: 11 Dec 2018 2:12

Tgt Ion	Resp	Lower	Upper
284	109699		
284	100		
142	32.6	28.1	42.1
249	34.6	29.8	44.8

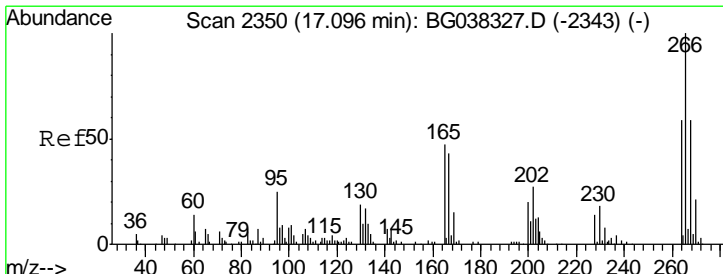
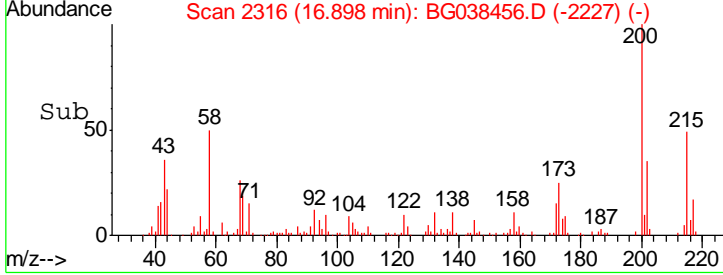
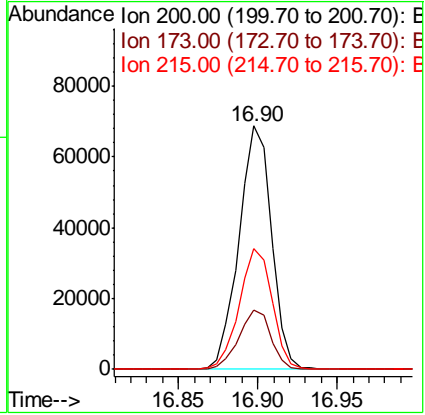
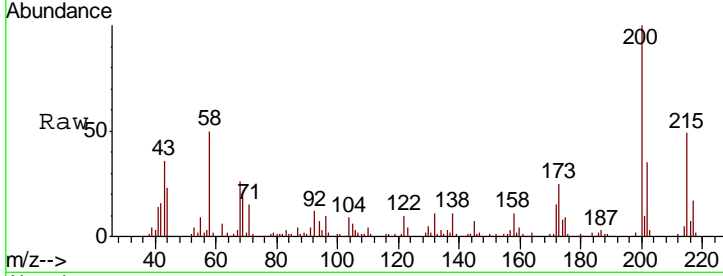




#69
 Atrazine
 Concen: 41.933 ng
 RT: 16.90 min Scan# 2316
 Delta R.T. -0.00 min
 Lab File: BG038456.D
 Acq: 11 Dec 2018 2:12

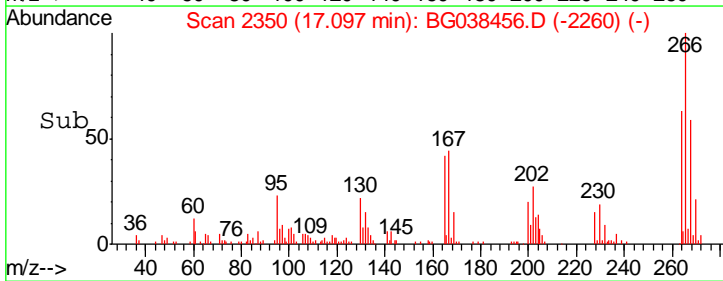
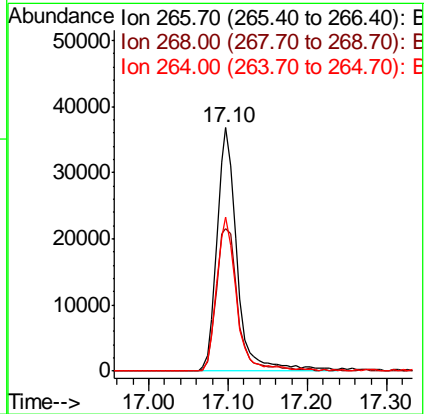
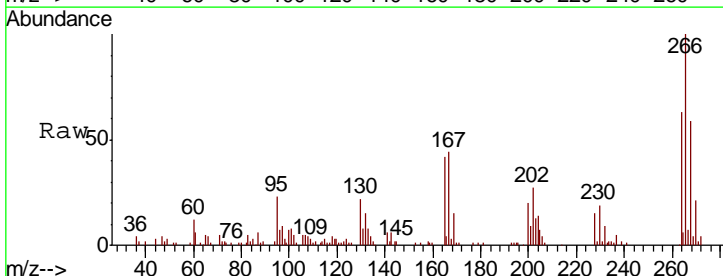
Instrument :
 BNA_G
 ClientSampled :
 SSTDCCC040EC

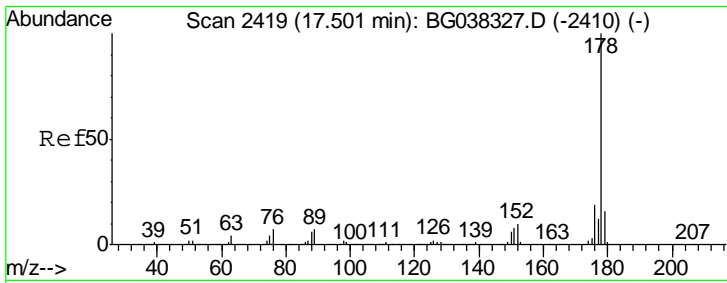
Tgt Ion	Resp	Lower	Upper
200	97924		
173	24.6	6.1	46.1
215	49.4	30.8	70.8



#70
 Pentachlorophenol
 Concen: 38.160 ng
 RT: 17.10 min Scan# 2350
 Delta R.T. 0.00 min
 Lab File: BG038456.D
 Acq: 11 Dec 2018 2:12

Tgt Ion	Resp	Lower	Upper
266	64793		
268	62.5	55.0	82.6
264	68.9	58.9	88.3

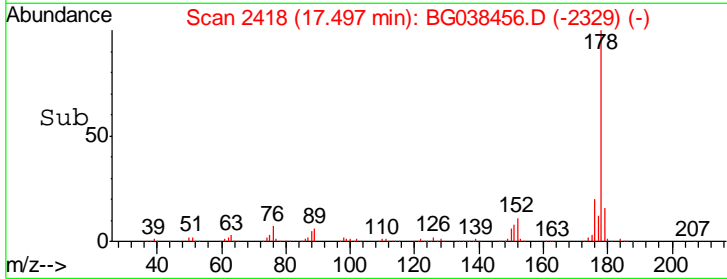
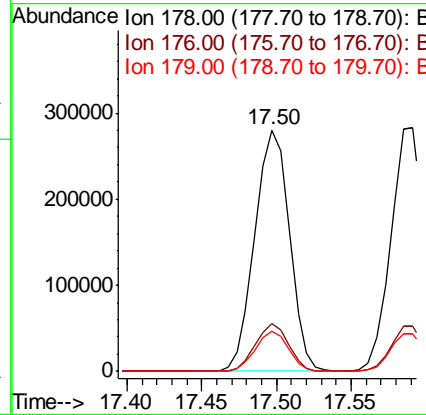
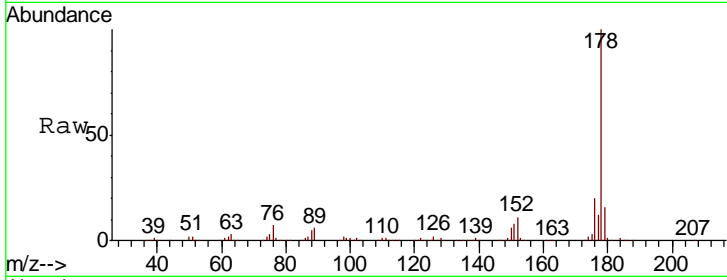




#71
 Phenanthrene
 Concen: 40.340 ng
 RT: 17.50 min Scan# 2418
 Delta R.T. -0.00 min
 Lab File: BG038456.D
 Acq: 11 Dec 2018 2:12

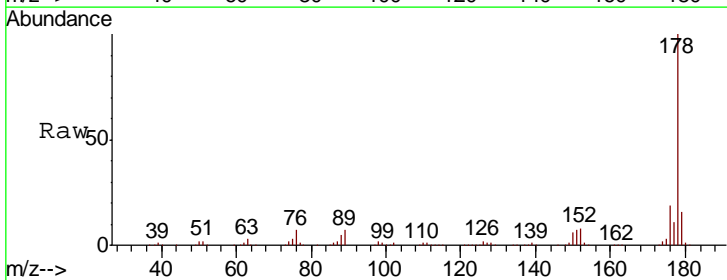
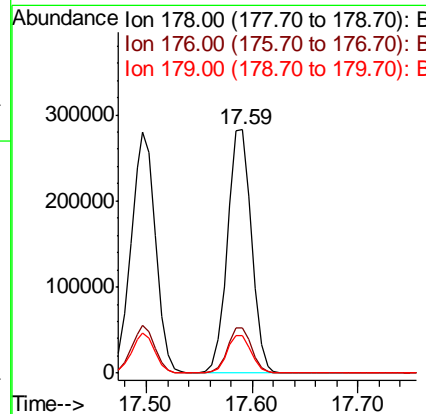
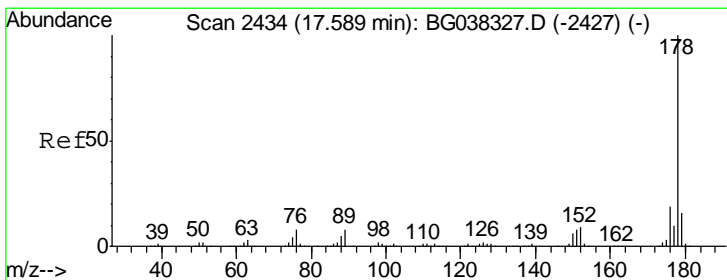
Instrument :
 BNA_G
 ClientSampleID :
 SSTDCCC040EC

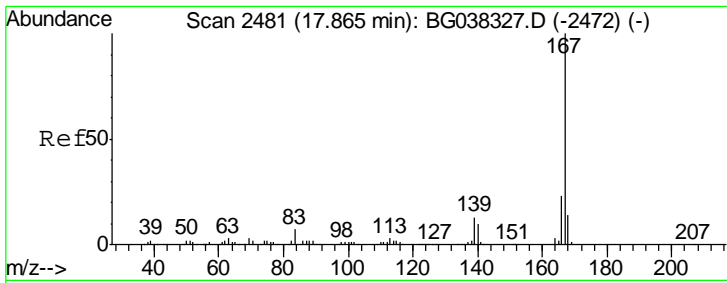
Tgt Ion	Resp	Lower	Upper
178	100		
176	19.5	16.1	24.1
179	16.5	13.0	19.4



#72
 Anthracene
 Concen: 41.306 ng
 RT: 17.59 min Scan# 2434
 Delta R.T. 0.00 min
 Lab File: BG038456.D
 Acq: 11 Dec 2018 2:12

Tgt Ion	Resp	Lower	Upper
178	100		
176	18.5	15.0	22.4
179	15.7	12.8	19.2

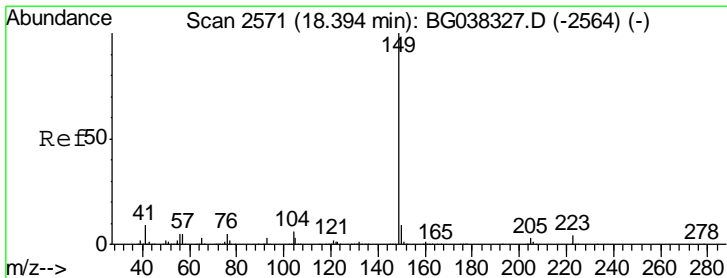
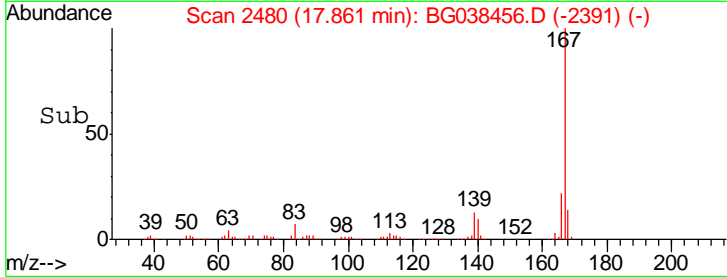
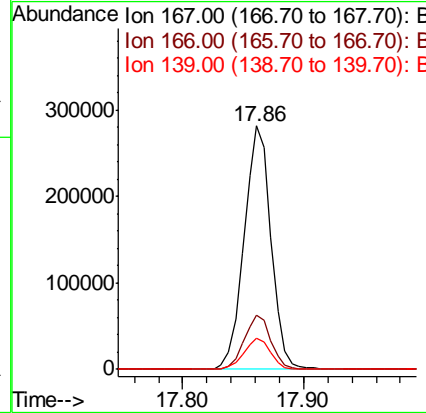
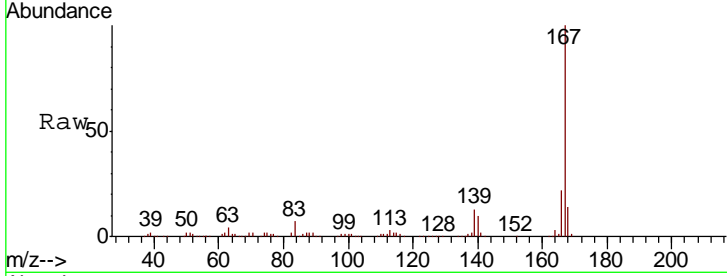




#73
 Carbazole
 Concen: 40.731 ng
 RT: 17.86 min Scan# 2480
 Delta R.T. -0.00 min
 Lab File: BG038456.D
 Acq: 11 Dec 2018 2:12

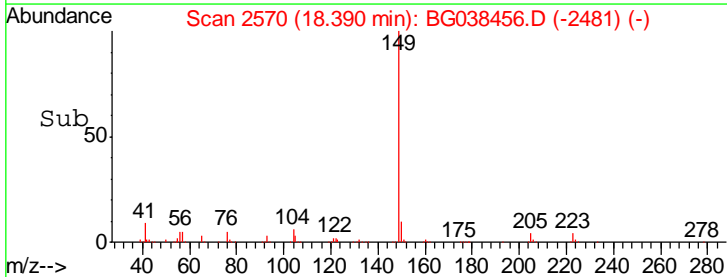
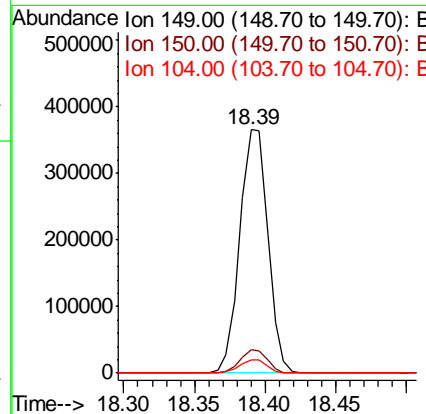
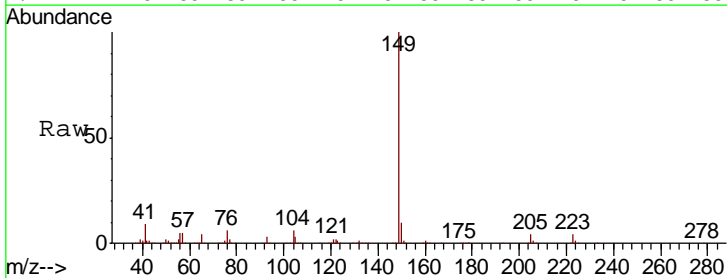
Instrument :
 BNA_G
 ClientSampleID :
 SSTDCCC040EC

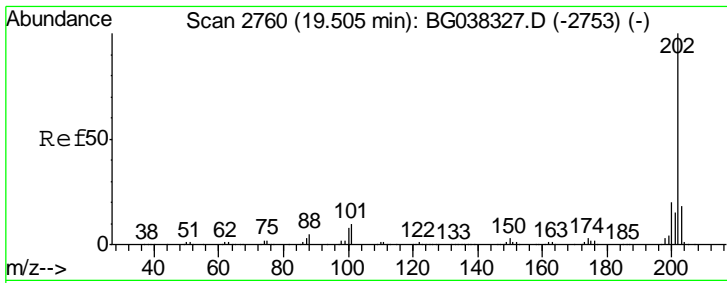
Tgt Ion	Resp	Lower	Upper
167	100		
166	22.2	18.3	27.5
139	12.7	10.5	15.7



#74
 Di-n-butylphthalate
 Concen: 40.577 ng
 RT: 18.39 min Scan# 2570
 Delta R.T. -0.00 min
 Lab File: BG038456.D
 Acq: 11 Dec 2018 2:12

Tgt Ion	Resp	Lower	Upper
149	100		
150	9.5	8.2	12.2
104	5.6	4.0	6.0

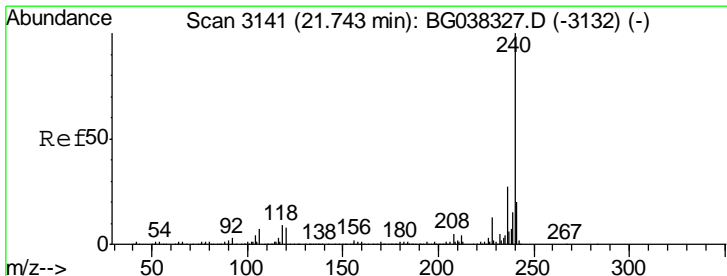

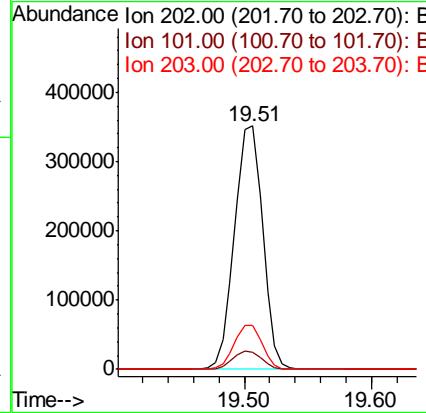





#75
 Fluoranthene
 Concen: 41.323 ng
 RT: 19.51 min Scan# 2760
 Delta R.T. 0.00 min
 Lab File: BG038456.D
 Acq: 11 Dec 2018 2:12

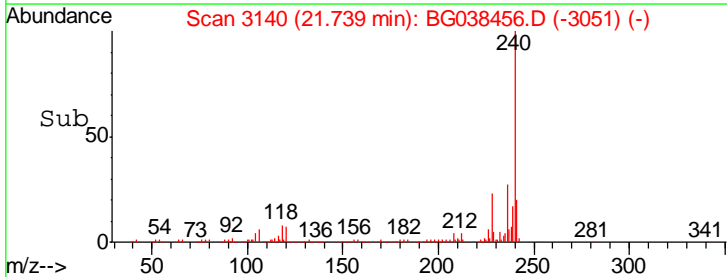
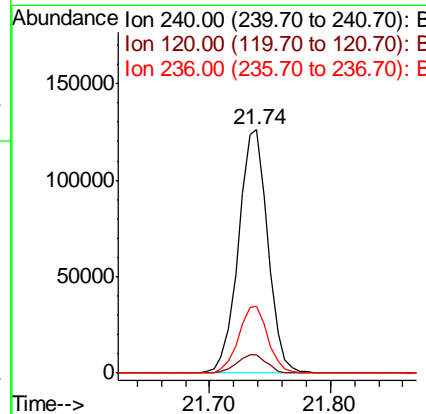
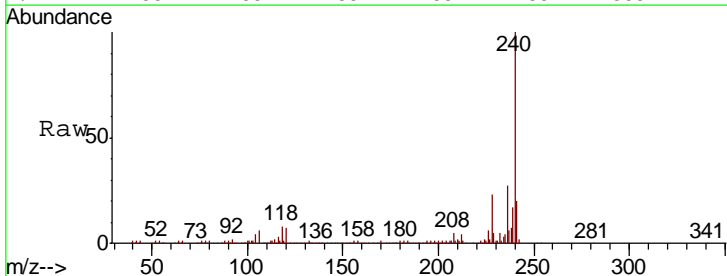
Instrument :
 BNA_G
 ClientSampleId :
 SSTDCCC040EC

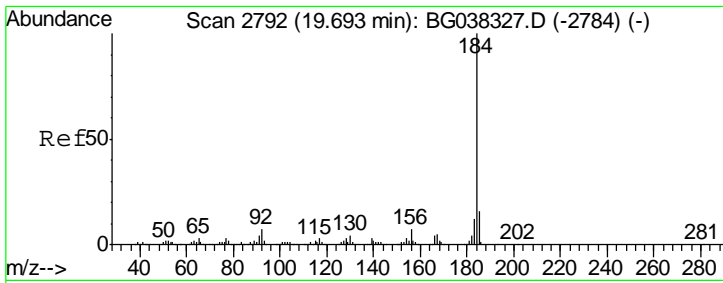
Tgt Ion	Resp	Lower	Upper
202	100		
101	7.1	0.0	30.7
203	17.8	0.0	38.5



#76
 Chrysene-d12
 Concen: 20.000 ng
 RT: 21.74 min Scan# 3140
 Delta R.T. -0.00 min
 Lab File: BG038456.D
 Acq: 11 Dec 2018 2:12

Tgt Ion	Resp	Lower	Upper
240	100		
120	7.5	8.1	12.1#
236	27.4	21.4	32.0

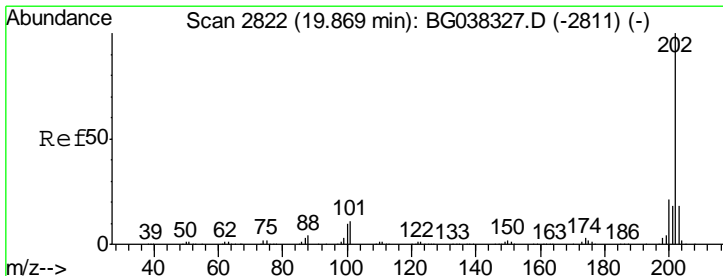
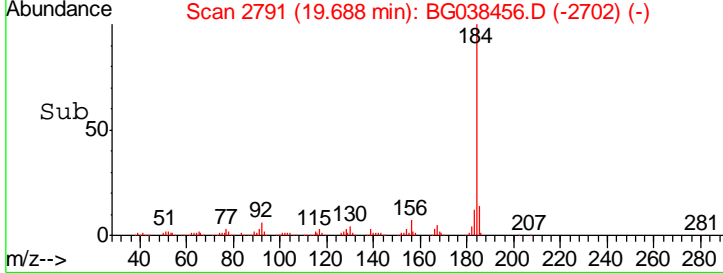
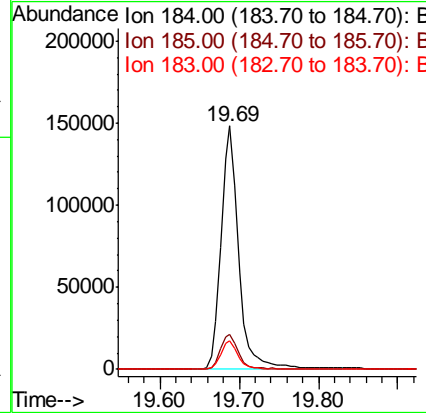
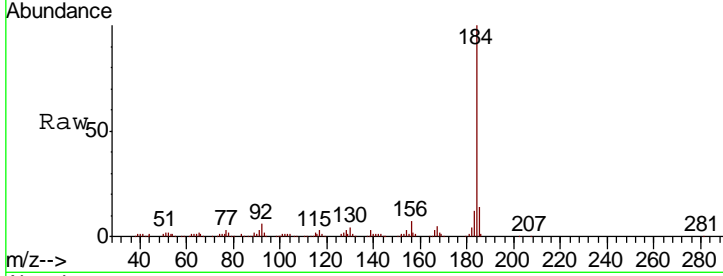




#77
Benzidine
Concen: 31.998 ng
RT: 19.69 min Scan# 2791
Delta R.T. -0.00 min
Lab File: BG038456.D
Acq: 11 Dec 2018 2:12

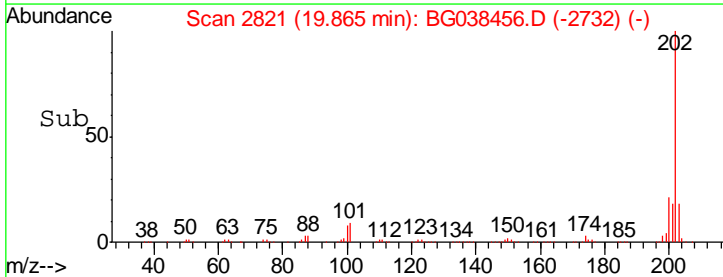
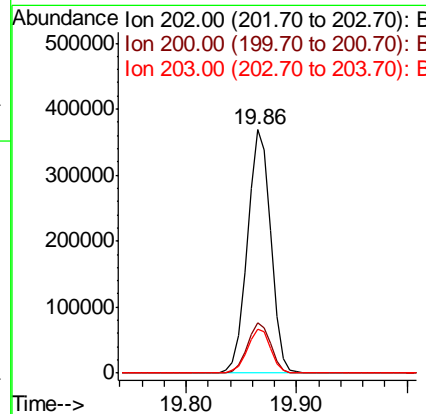

Instrument :
BNA_G
ClientSampleID :
SSTDCCC040EC

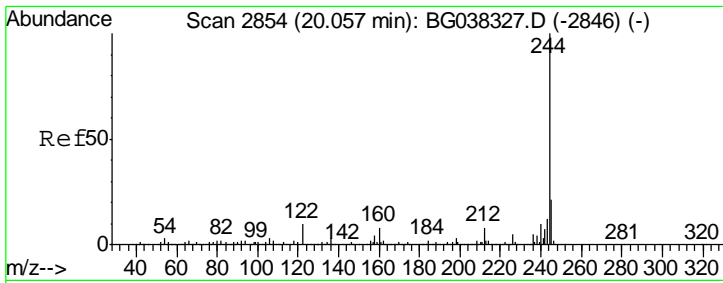
Tgt Ion	Resp	Lower	Upper
184	230068		
185	14.5	12.6	18.8
183	11.7	10.2	15.2



#78
Pyrene
Concen: 36.624 ng
RT: 19.86 min Scan# 2821
Delta R.T. -0.00 min
Lab File: BG038456.D
Acq: 11 Dec 2018 2:12

Tgt Ion	Resp	Lower	Upper
202	546013		
200	20.8	17.8	26.6
203	17.9	15.2	22.8

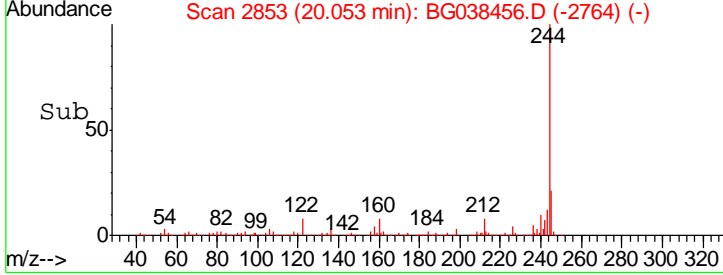
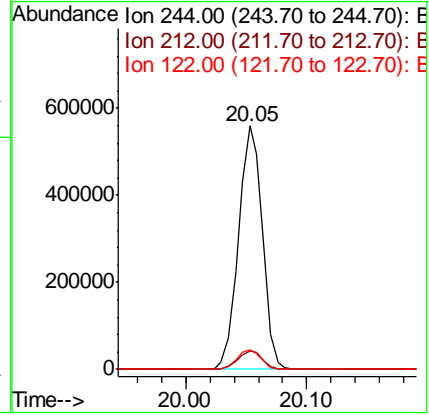
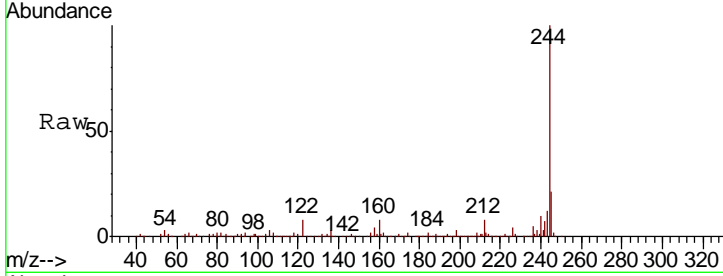




#79
 Terphenyl-d14
 Concen: 77.154 ng
 RT: 20.05 min Scan# 2853
 Delta R.T. -0.00 min
 Lab File: BG038456.D
 Acq: 11 Dec 2018 2:12

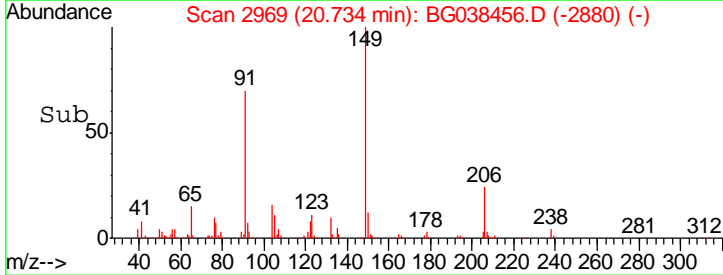
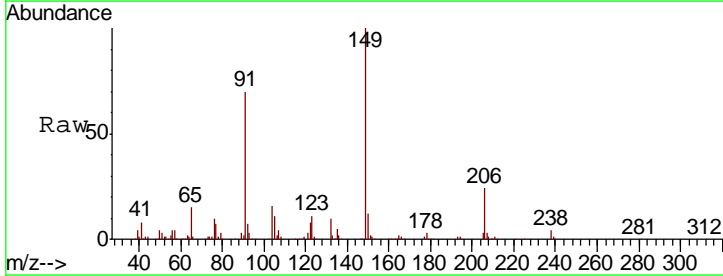
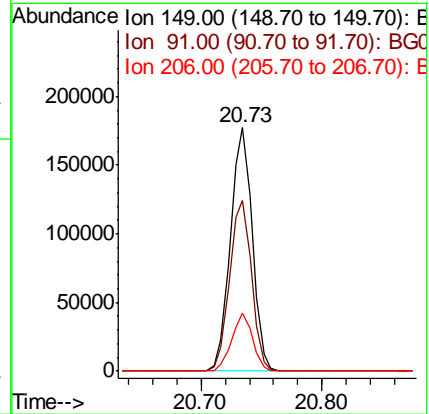
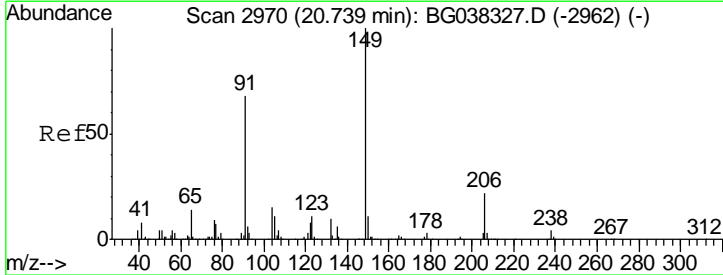
Instrument :
 BNA_G
 ClientSampleId :
 SSTDCCC040EC

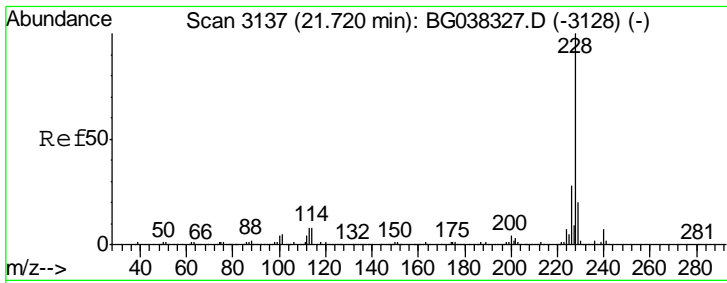
Tgt Ion	Resp	Lower	Upper
244	100		
212	7.8	6.5	9.7
122	7.9	9.0	13.4#



#80
 Butylbenzylphthalate
 Concen: 37.016 ng
 RT: 20.73 min Scan# 2969
 Delta R.T. -0.00 min
 Lab File: BG038456.D
 Acq: 11 Dec 2018 2:12

Tgt Ion	Resp	Lower	Upper
149	100		
91	69.9	57.0	85.4
206	24.1	17.8	26.6

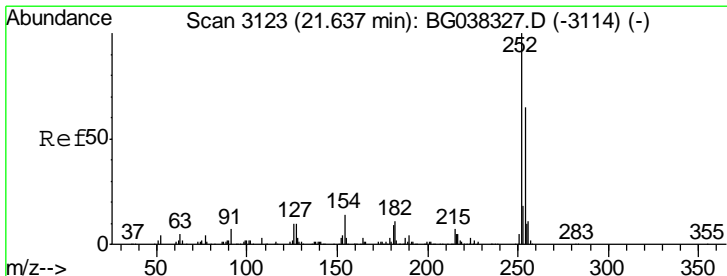
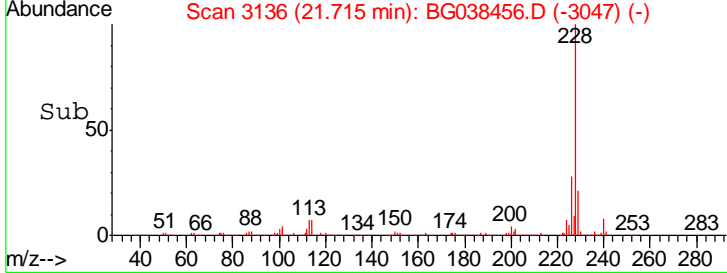
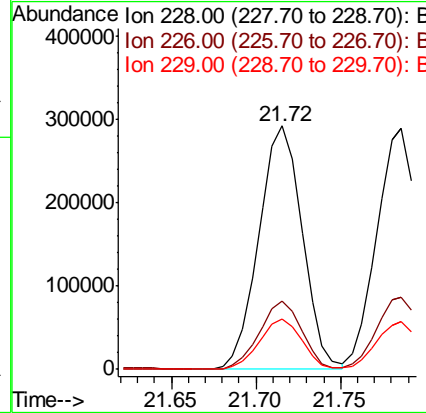
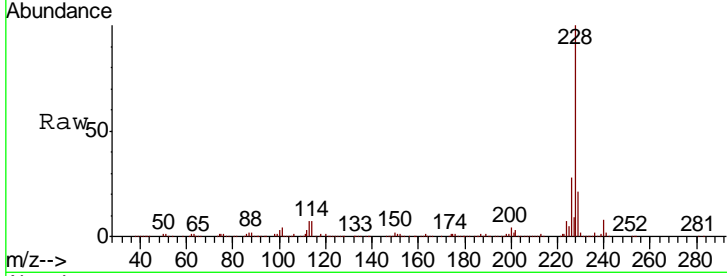




#81
 Benzo(a)anthracene
 Concen: 39.609 ng
 RT: 21.72 min Scan# 3136
 Delta R.T. -0.00 min
 Lab File: BG038456.D
 Acq: 11 Dec 2018 2:12

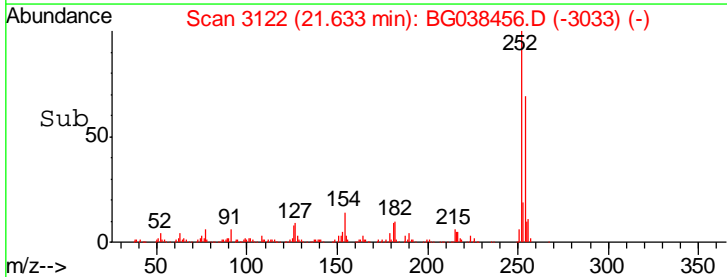
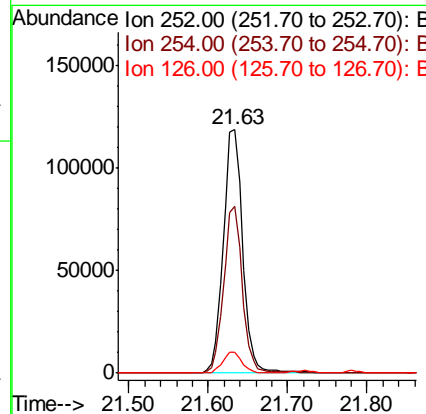
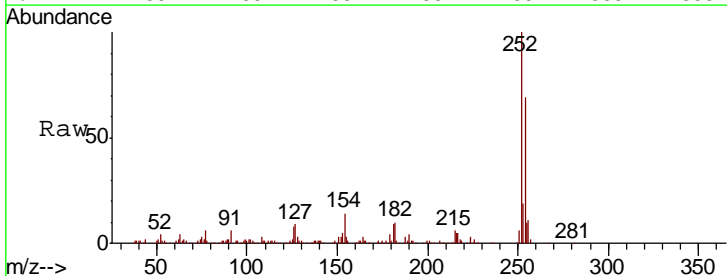
Instrument :
 BNA_G
 ClientSampled :
 SSTDCCC040EC

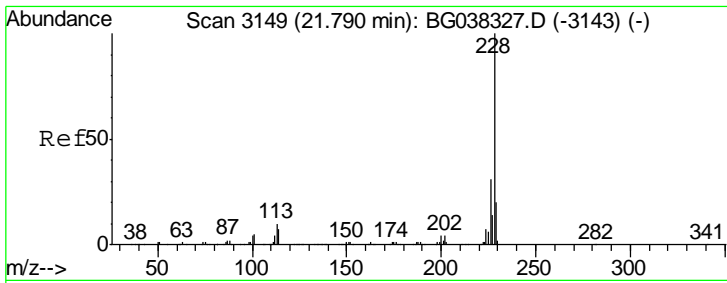
Tgt Ion	Resp	Lower	Upper
228	518710		
226	28.0	22.6	33.8
229	20.8	16.3	24.5



#82
 3,3'-Dichlorobenzidine
 Concen: 39.680 ng
 RT: 21.63 min Scan# 3122
 Delta R.T. -0.00 min
 Lab File: BG038456.D
 Acq: 11 Dec 2018 2:12

Tgt Ion	Resp	Lower	Upper
252	202146		
254	68.7	52.0	78.0
126	8.4	8.2	12.4

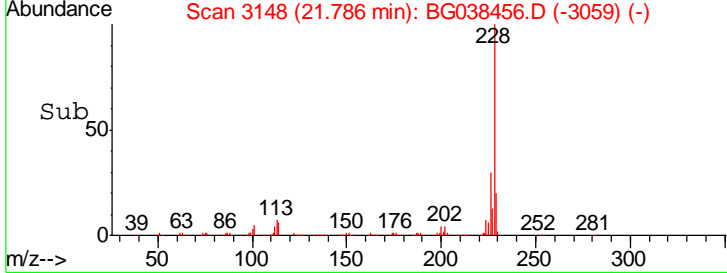
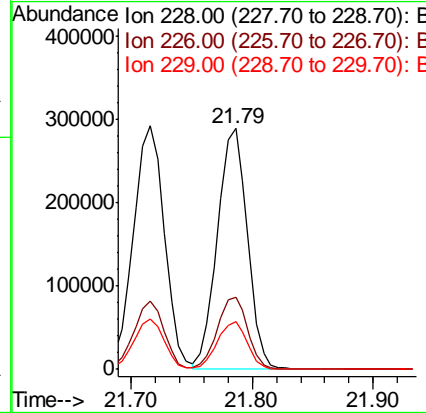
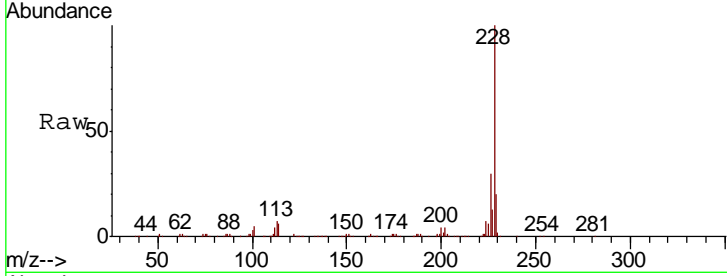




#83
 Chrysene
 Concen: 39.978 ng
 RT: 21.79 min Scan# 3148
 Delta R.T. -0.00 min
 Lab File: BG038456.D
 Acq: 11 Dec 2018 2:12

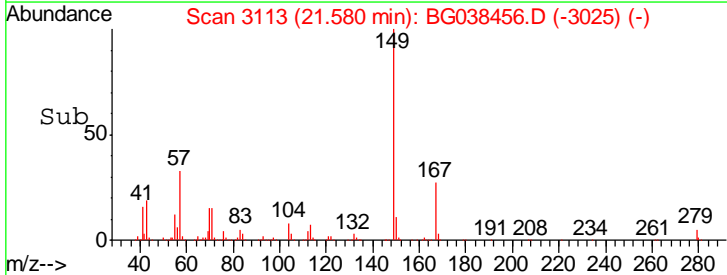
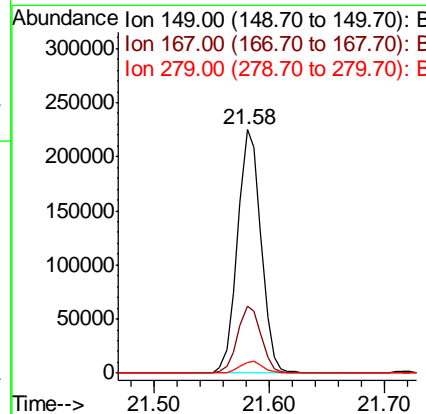
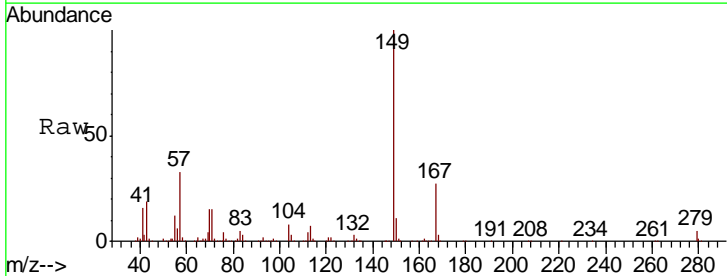
Instrument :
 BNA_G
 ClientSampled :
 SSTDCCC040EC

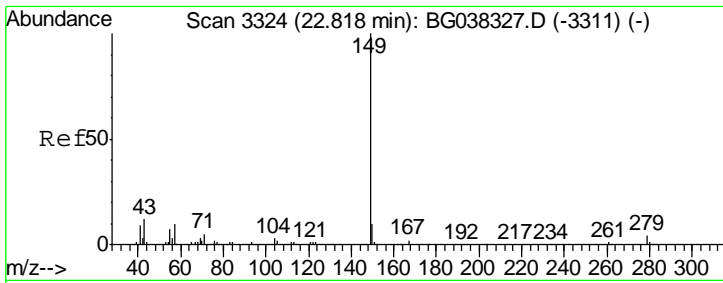
Tgt Ion	Resp	Lower	Upper
228	100		
226	29.8	25.7	38.5
229	20.1	16.5	24.7



#84
 Bis(2-ethylhexyl)phthalate
 Concen: 37.238 ng
 RT: 21.58 min Scan# 3113
 Delta R.T. -0.01 min
 Lab File: BG038456.D
 Acq: 11 Dec 2018 2:12

Tgt Ion	Resp	Lower	Upper
149	100		
167	27.3	23.0	34.4
279	4.6	3.6	5.4

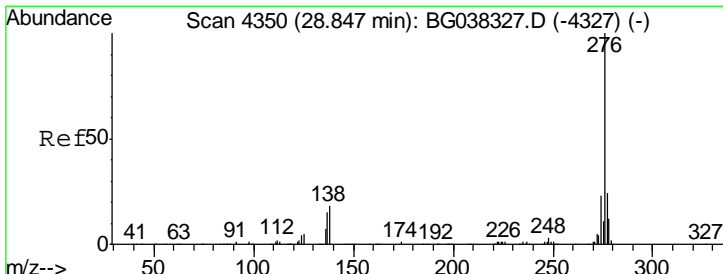
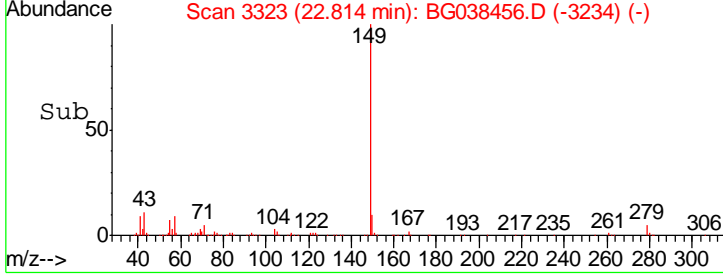
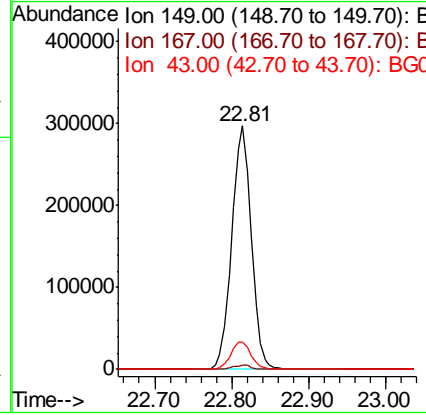
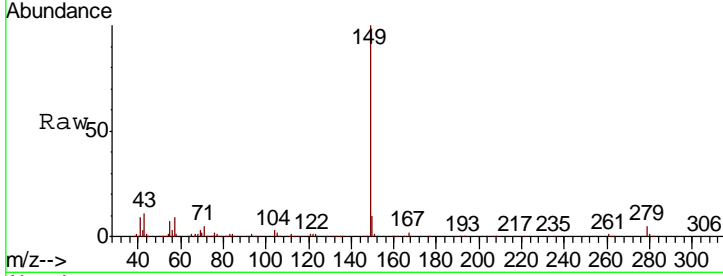




#85
 Di-n-octyl phthalate
 Concen: 36.183 ng
 RT: 22.81 min Scan# 3323
 Delta R.T. -0.00 min
 Lab File: BG038456.D
 Acq: 11 Dec 2018 2:12

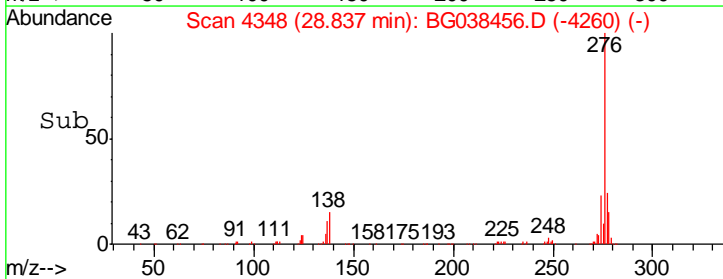
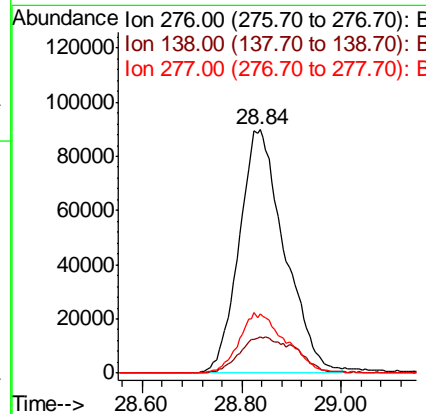
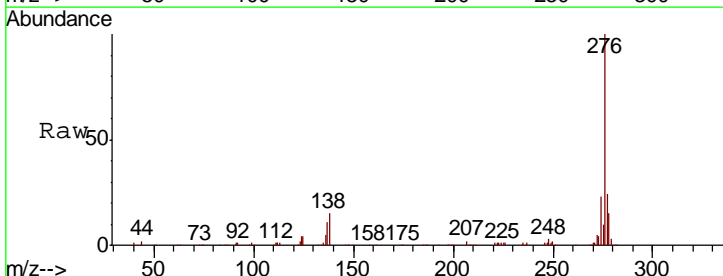
Instrument :
 BNA_G
 ClientSampleID :
 SSTDCCC040EC

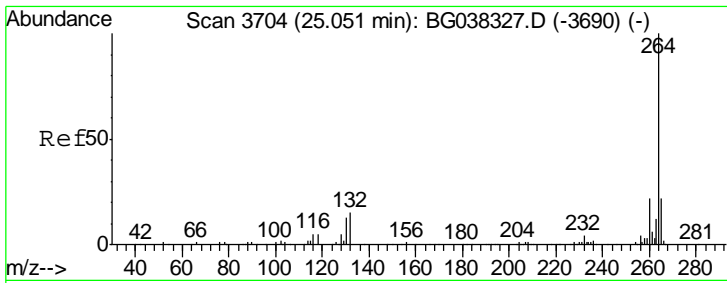
Tgt Ion	Resp	Lower	Upper
149	100		
167	1.7	1.3	1.9
43	11.9	8.7	13.1



#86
 Indeno(1,2,3-cd)pyrene
 Concen: 40.299 ng
 RT: 28.84 min Scan# 4348
 Delta R.T. -0.01 min
 Lab File: BG038456.D
 Acq: 11 Dec 2018 2:12

Tgt Ion	Resp	Lower	Upper
276	100		
138	18.4	12.0	18.0#
277	0.0	20.6	30.8#

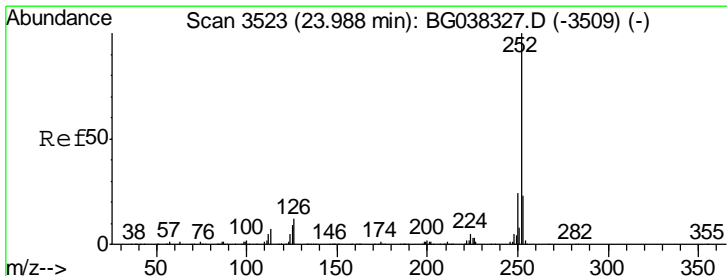
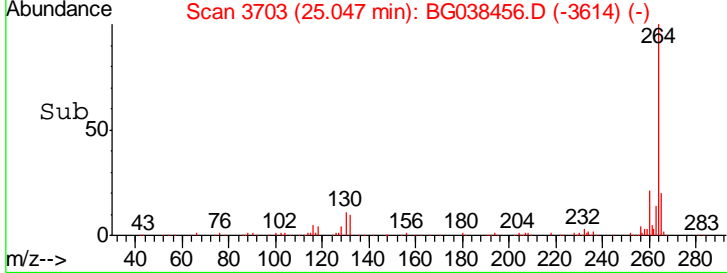
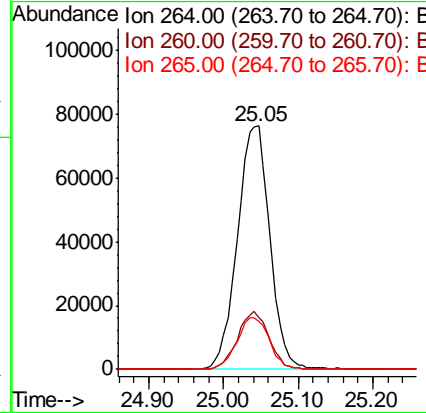
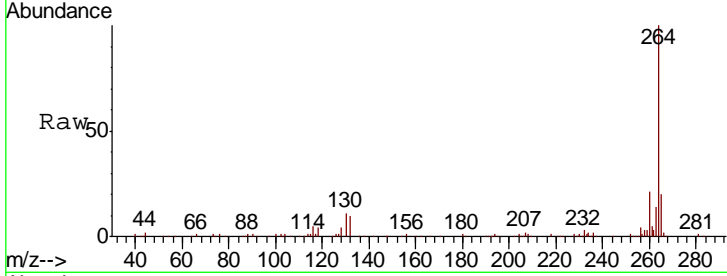




#87
 Perylene-d12
 Concen: 20.000 ng
 RT: 25.05 min Scan# 3703
 Delta R.T. -0.00 min
 Lab File: BG038456.D
 Acq: 11 Dec 2018 2:12

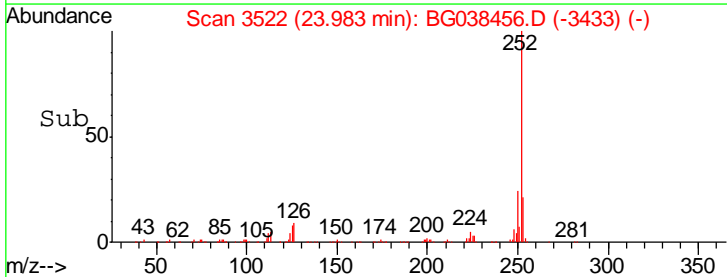
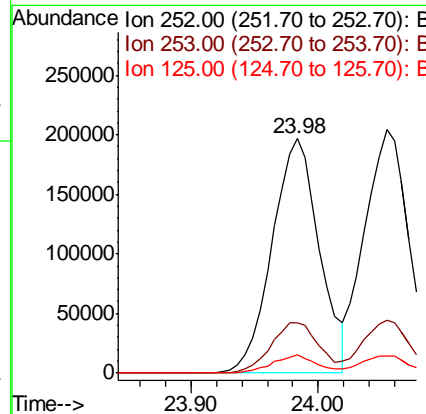
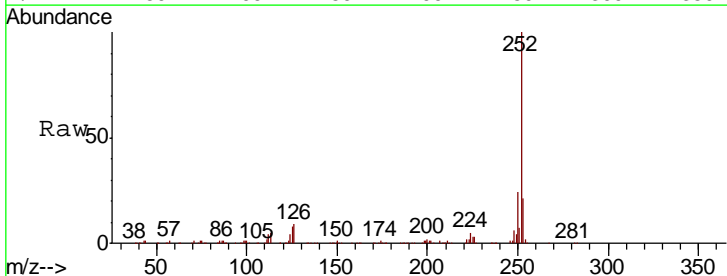
Instrument :
 BNA_G
 ClientSampleId :
 SSTDCCC040EC

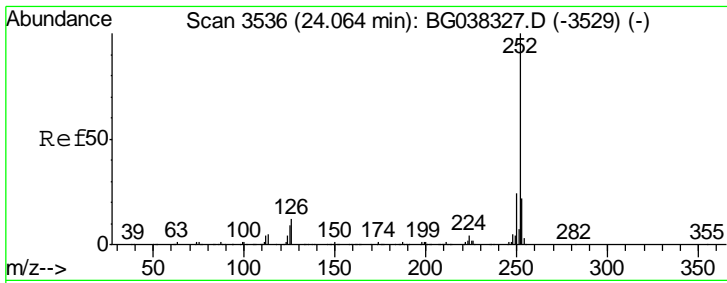
Tgt Ion	Resp	Lower	Upper
264	100		
260	21.2	18.2	27.4
265	19.8	17.9	26.9



#88
 Benzo(b)fluoranthene
 Concen: 39.197 ng
 RT: 23.98 min Scan# 3522
 Delta R.T. -0.00 min
 Lab File: BG038456.D
 Acq: 11 Dec 2018 2:12

Tgt Ion	Resp	Lower	Upper
252	100		
253	21.3	18.2	27.2
125	8.0	7.8	11.6

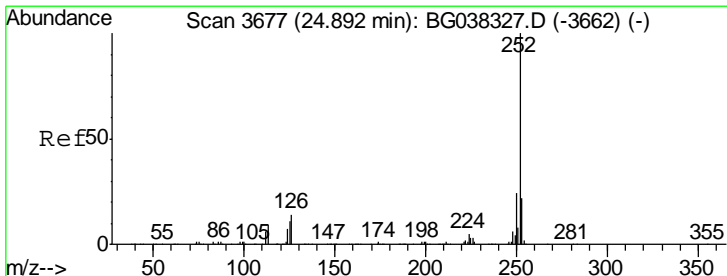

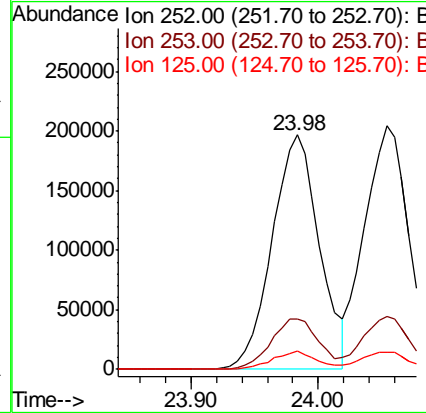





#89
 Benzo(k)fluoranthene
 Concen: 39.356 ng
 RT: 23.98 min Scan# 3522
 Delta R.T. -0.08 min
 Lab File: BG038456.D
 Acq: 11 Dec 2018 2:12

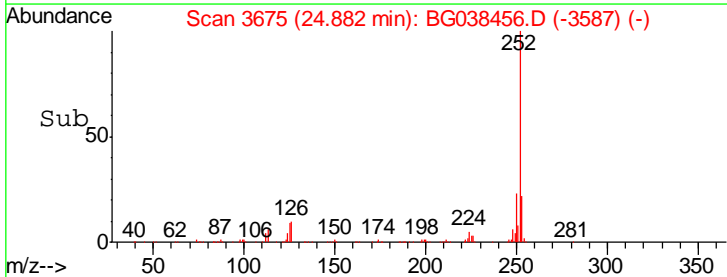
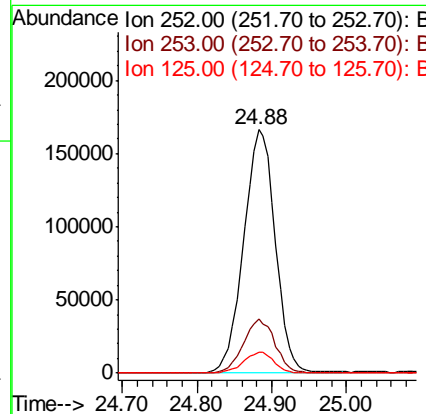
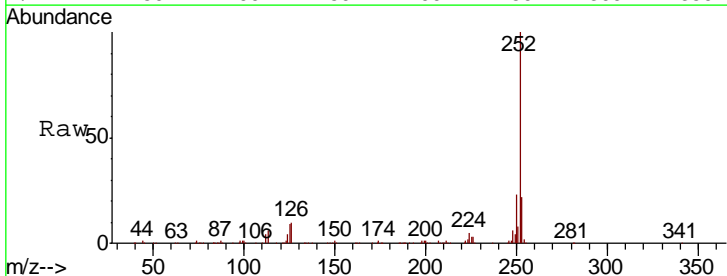
Instrument :
 BNA_G
 ClientSampleId :
 SSTDCCC040EC

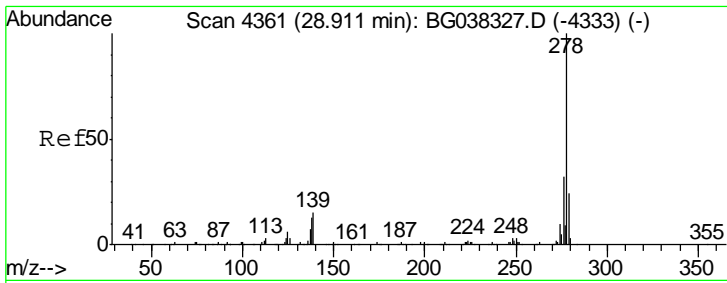
Tgt Ion	Resp	Lower	Upper
252	100		
253	21.3	17.4	26.2
125	8.0	7.4	11.0



#90
 Benzo(a)pyrene
 Concen: 38.750 ng
 RT: 24.88 min Scan# 3675
 Delta R.T. -0.01 min
 Lab File: BG038456.D
 Acq: 11 Dec 2018 2:12

Tgt Ion	Resp	Lower	Upper
252	100		
253	22.0	17.4	26.2
125	8.8	9.0	13.6#

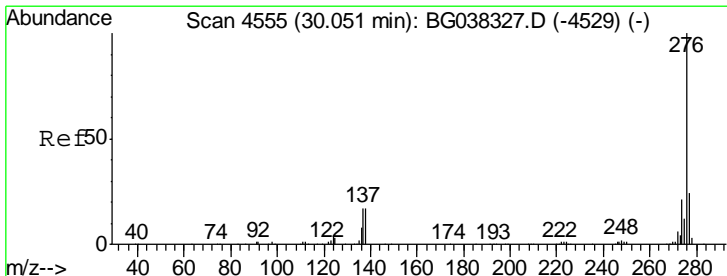
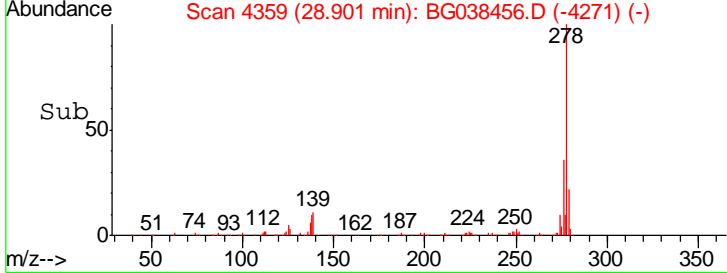
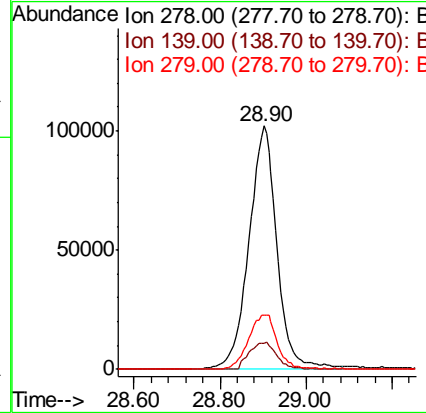
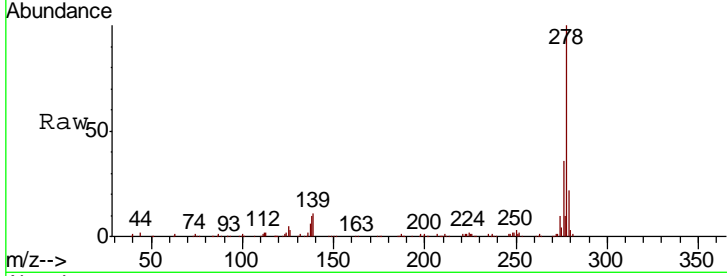




#91
 Dibenzo(a,h)anthracene
 Concen: 39.356 ng
 RT: 28.90 min Scan# 4359
 Delta R.T. -0.01 min
 Lab File: BG038456.D
 Acq: 11 Dec 2018 2:12

Instrument :
 BNA_G
 ClientSampled :
 SSTDCCC040EC

Tgt Ion	Resp	Lower	Upper
278	100		
139	10.7	11.5	17.3#
279	22.5	18.6	27.8



#92
 Benzo(g,h,i)perylene
 Concen: 39.280 ng
 RT: 30.03 min Scan# 4551
 Delta R.T. -0.02 min
 Lab File: BG038456.D
 Acq: 11 Dec 2018 2:12

Tgt Ion	Resp	Lower	Upper
276	100		
277	25.9	18.9	28.3
138	16.5	17.2	25.8#

