

Data Path : \\74.0.250.170\SVOASRV\HPCHEM1\BNA G\DATA\BG121317\
 Data File : BG031538.D
 Acq On : 13 Dec 2017 21:37
 Operator : SJ/JU
 Sample : I6676-06MS
 Misc :
 ALS Vial : 18 Sample Multiplier: 1

Instrument :
 BNA_G
 ClientSampleId :

Quant Time: Dec 14 00:29:36 2017
 Quant Method : Z:\HPCHEM1\BNA G\METHODS\8270-BG121117.M
 Quant Title : ASP BNA STANDARDS FOR 5 POINT CALIBRATION
 QLast Update : Mon Dec 11 17:25:55 2017
 Response via : Initial Calibration

Internal Standards	R.T.	QIon	Response	Conc	Units	Dev(Min)
1) 1,4-Dichlorobenzene-d4	8.10	152	51264	20.00	ng	0.00
21) Naphthalene-d8	10.92	136	219141	20.00	ng	0.00
38) Acenaphthene-d10	14.73	164	161482	20.00	ng	0.00
63) Phenanthrene-d10	17.47	188	464319	20.00	ng	0.00
75) Chrysene-d12	21.75	240	527012	20.00	ng	0.00
86) Perylene-d12	25.03	264	520755	20.00	ng	0.00

System Monitoring Compounds

5) 2-Fluorophenol	5.67	112	418587	144.73	ng	0.00
7) Phenol-d6	7.28	99	514477	128.14	ng	0.01
23) Nitrobenzene-d5	9.27	82	340197	95.69	ng	0.00
41) 2,4,6-Tribromophenol	16.22	330	330714	174.81	ng	0.00
44) 2-Fluorobiphenyl	13.35	172	977098	88.82	ng	0.00
78) Terphenyl-d14	20.07	244	2143408	92.53	ng	0.00

Target Compounds

Target Compounds	R.T.	QIon	Response	Conc	Units	Qvalue
2) 1,4-Dioxane	3.52	88	50135	36.331	ng	# 82
3) Pyridine	3.93	79	93229	25.660	ng	88
4) n-Nitrosodimethylamine	3.83	42	64689	37.800	ng	# 91
6) Aniline	7.43	93	56664	10.717	ng	97
8) 2-Chlorophenol	7.68	128	146247	45.333	ng	91
9) Benzaldehyde	7.24	77	77281	33.207	ng	89
10) Phenol	7.31	94	168002	40.733	ng	94
11) bis(2-Chloroethyl)ether	7.52	93	135889	40.367	ng	88
12) 1,3-Dichlorobenzene	7.99	146	158774	41.386	ng	96
13) 1,4-Dichlorobenzene	8.14	146	161124	40.411	ng	92
14) 1,2-Dichlorobenzene	8.46	146	154276	40.619	ng	99
15) Benzyl Alcohol	8.35	79	130401	41.519	ng	94
16) 2,2'-oxybis(1-Chloropropan	8.63	45	200712	53.072	ng	92
17) 2-Methylphenol	8.56	107	124605	44.320	ng	97
18) Hexachloroethane	9.19	117	56154	41.781	ng	96
19) n-Nitroso-di-n-propylamine	8.91	70	110698	35.029	ng	# 97
20) 3+4-Methylphenols	8.89	107	174851	41.747	ng	97
22) Acetophenone	8.93	105	231415	44.019	ng	# 94
24) Nitrobenzene	9.32	77	164747	45.220	ng	91
25) Isophorone	9.84	82	319541	47.557	ng	# 91
26) 2-Nitrophenol	10.03	139	85607	47.520	ng	90
27) 2,4-Dimethylphenol	10.09	122	153169	55.969	ng	92
28) bis(2-Chloroethoxy)methane	10.31	93	193108	44.517	ng	95
29) 2,4-Dichlorophenol	10.58	162	170092	52.754	ng	90
30) 1,2,4-Trichlorobenzene	10.78	180	182049	44.202	ng	96
31) Naphthalene	10.97	128	467987	43.470	ng	97
32) Benzoic acid	10.26	122	67739	43.711	ng	87
33) 4-Chloroaniline	11.11	127	9991	2.137	ng	# 91
34) Hexachlorobutadiene	11.25	225	115349	42.223	ng	96
35) Caprolactam	11.86	113	29096	22.981	ng	# 80
36) 4-Chloro-3-methylphenol	12.21	107	186468	50.665	ng	# 83
37) 2-Methylnaphthalene	12.57	142	370203	44.412	ng	92
39) 1,2,4,5-Tetrachlorobenzene	12.93	216	246555	39.067	ng	96
40) Hexachlorocyclopentadiene	12.91	237	124431	63.911	ng	93

Data Path : \\74.0.250.170\SVOASRV\HPCHEM1\BNA G\DATA\BG121317\
 Data File : BG031538.D
 Acq On : 13 Dec 2017 21:37
 Operator : SJ/JU
 Sample : I6676-06MS
 Misc :
 ALS Vial : 18 Sample Multiplier: 1

Instrument :
 BNA_G
 ClientSampled :

Quant Time: Dec 14 00:29:36 2017
 Quant Method : Z:\HPCHEM1\BNA G\METHODS\8270-BG121117.M
 Quant Title : ASP BNA STANDARDS FOR 5 POINT CALIBRATION
 QLast Update : Mon Dec 11 17:25:55 2017
 Response via : Initial Calibration

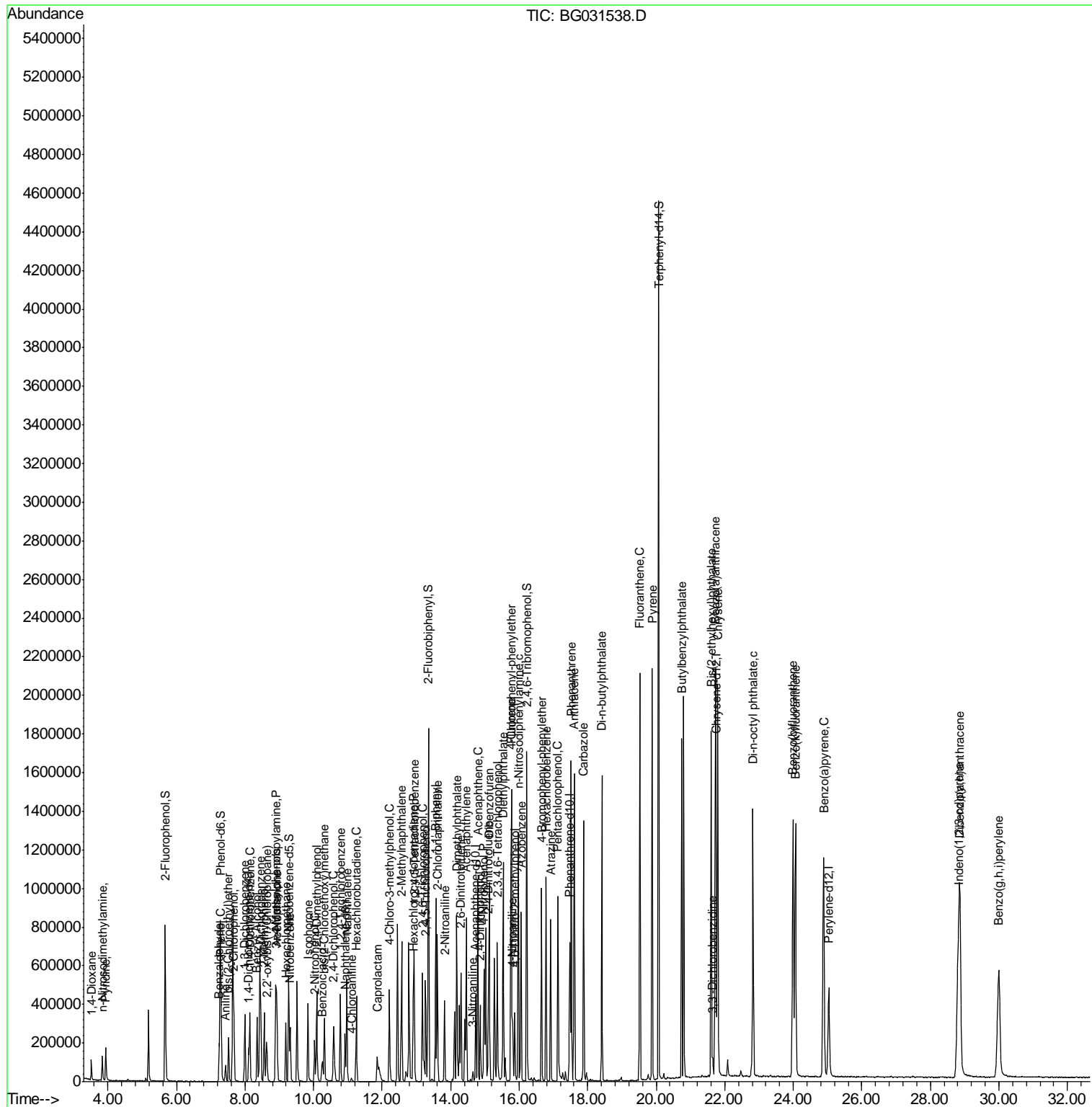
Internal Standards	R.T.	QIon	Response	Conc	Units	Dev(Min)
42) 2,4,6-Trichlorophenol	13.18	196	161187	49.989	ng	99
43) 2,4,5-Trichlorophenol	13.26	196	179825	51.773	ng	95
45) 1,1'-Biphenyl	13.56	154	537810	40.549	ng	95
46) 2-Chloronaphthalene	13.61	162	420209	43.287	ng	96
47) 2-Nitroaniline	13.82	65	121034	44.370	ng	# 79
48) Acenaphthylene	14.46	152	657160	42.072	ng	98
49) Dimethylphthalate	14.18	163	626188	46.839	ng	99
50) 2,6-Dinitrotoluene	14.31	165	142988	50.038	ng	# 72
51) Acenaphthene	14.80	154	412548	41.770	ng	97
52) 3-Nitroaniline	14.66	138	17363	5.961	ng	# 78
53) 2,4-Dinitrophenol	14.86	184	124662	101.762	ng	# 48
54) Dibenzofuran	15.13	168	698081	44.292	ng	99
55) 4-Nitrophenol	14.97	139	198642	99.995	ng	# 78
56) 2,4-Dinitrotoluene	15.10	165	214689	52.896	ng	# 74
57) Fluorene	15.78	166	578465	45.806	ng	98
58) 2,3,4,6-Tetrachlorophenol	15.36	232	182060	55.765	ng	# 91
59) Diethylphthalate	15.53	149	644022	48.059	ng	98
60) 4-Chlorophenyl-phenylether	15.76	204	336598	43.565	ng	91
61) 4-Nitroaniline	15.81	138	120718	39.490	ng	85
62) Azobenzene	16.05	77	500415	45.079	ng	93
64) 4,6-Dinitro-2-methylphenol	15.87	198	112166	40.738	ng	76
65) n-Nitrosodiphenylamine	15.98	169	539607	39.704	ng	98
66) 4-Bromophenyl-phenylether	16.65	248	235736	43.661	ng	97
67) Hexachlorobenzene	16.78	284	240415	43.121	ng	95
68) Atrazine	16.92	200	184085	37.044	ng	95
69) Pentachlorophenol	17.13	266	214962	80.195	ng	98
70) Phenanthrene	17.52	178	1069668	44.111	ng	98
71) Anthracene	17.61	178	1095297	45.669	ng	98
72) Carbazole	17.88	167	978657	45.092	ng	99
73) Di-n-butylphthalate	18.41	149	1205231	48.087	ng	99
74) Fluoranthene	19.52	202	1406447	46.344	ng	97
77) Pyrene	19.88	202	1439221	43.951	ng	96
79) Butylbenzylphthalate	20.74	149	549467	47.830	ng	85
80) Benzo(a)anthracene	21.72	228	1424328	44.776	ng	98
81) 3,3'-Dichlorobenzidine	21.64	252	49766	4.495	ng	93
82) Chrysene	21.79	228	1356700	44.489	ng	96
83) Bis(2-ethylhexyl)phthalate	21.60	149	770535	46.621	ng	100
84) Di-n-octyl phthalate	22.82	149	1316421	48.287	ng	# 94
85) Indeno(1,2,3-cd)pyrene	28.81	276	1543345	47.356	ng	# 53
87) Benzo(b)fluoranthene	23.99	252	1418922	45.575	ng	99
88) Benzo(k)fluoranthene	24.06	252	1396539	43.955	ng	98
89) Benzo(a)pyrene	24.89	252	1371963	46.454	ng	97
90) Dibenzo(a,h)anthracene	28.86	278	1317368	46.645	ng	98
91) Benzo(g,h,i)perylene	30.00	276	1252242	45.100	ng	99

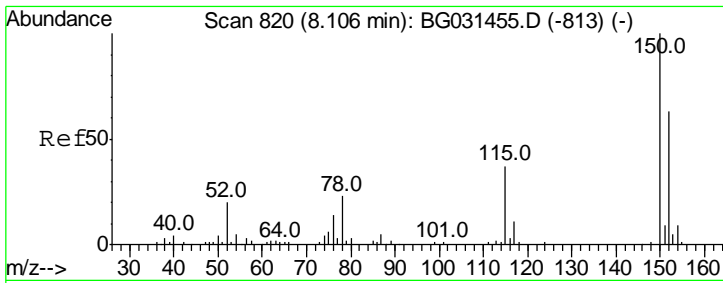
(#) = qualifier out of range (m) = manual integration (+) = signals summed

Data Path : \\74.0.250.170\SVOASRV\HPCHEM1\BNA G\DATA\BG121317\
 Data File : BG031538.D
 Acq On : 13 Dec 2017 21:37
 Operator : SJ/JU
 Sample : I6676-06MS
 Misc :
 ALS Vial : 18 Sample Multiplier: 1

Instrument :
 BNA_G
 ClientSampled :

Quant Time: Dec 14 00:29:36 2017
 Quant Method : Z:\HPCHEM1\BNA G\METHODS\8270-BG121117.M
 Quant Title : ASP BNA STANDARDS FOR 5 POINT CALIBRATION
 QLast Update : Mon Dec 11 17:25:55 2017
 Response via : Initial Calibration



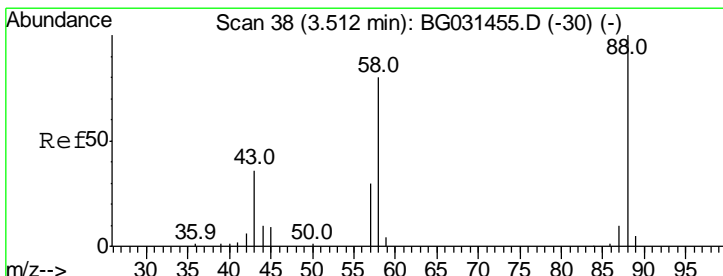
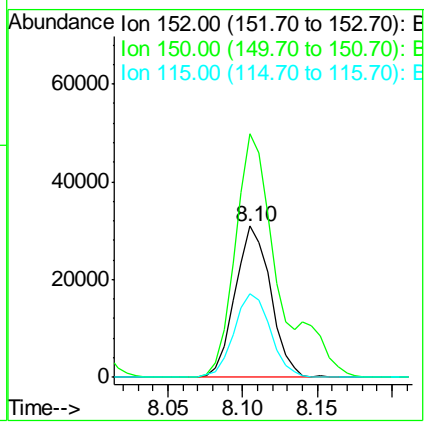
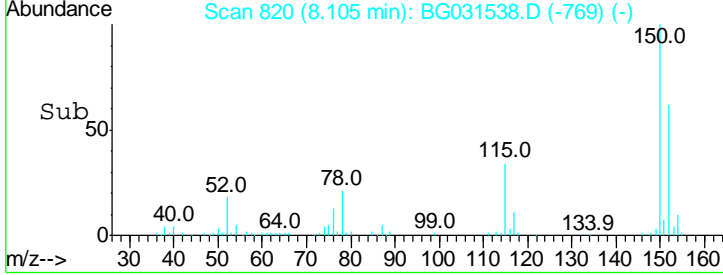
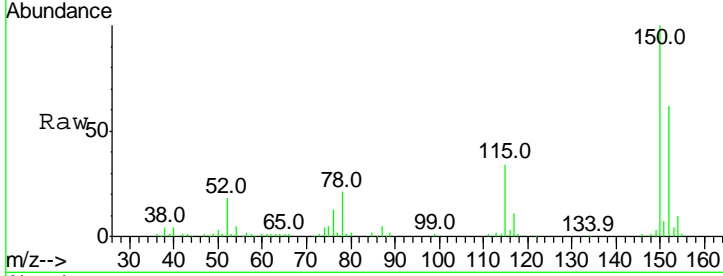


#1
 1,4-Dichlorobenzene-d4
 Concen: 20.000 ng
 RT: 8.10 min Scan# 820
 Delta R.T. -0.00 min
 Lab File: BG031538.D
 Acq: 13 Dec 2017 21:37

Instrument :
 BNA_G
 ClientSampled :

Tot Ion:152 Resp: 51264

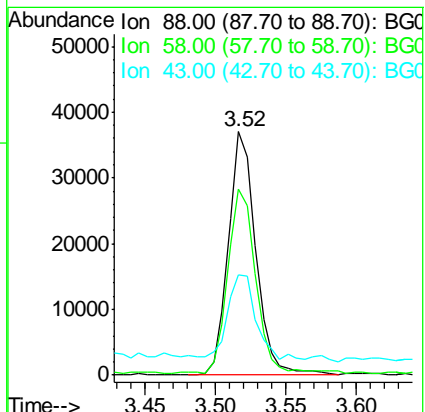
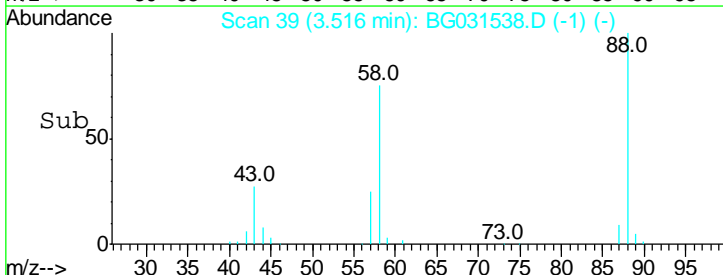
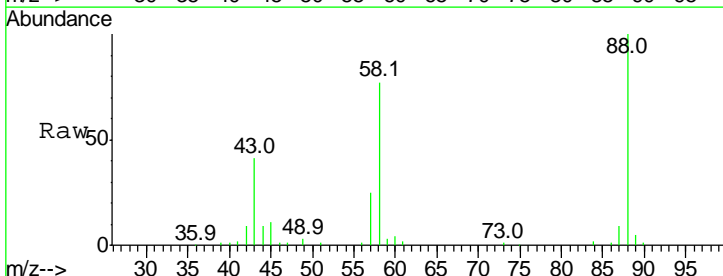
Ion	Ratio	Lower	Upper
152	100		
150	161.0	126.6	189.8
115	54.9	53.0	79.4

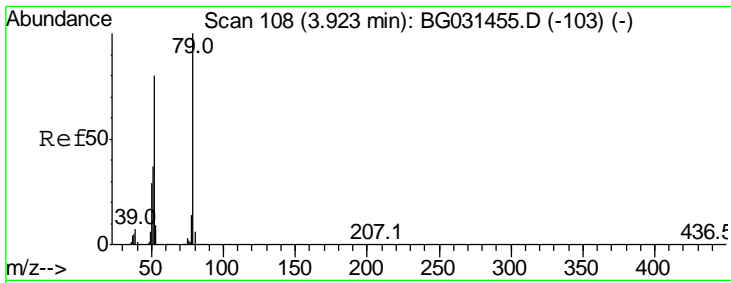


#2
 1,4-Dioxane
 Concen: 36.331 ng
 RT: 3.52 min Scan# 39
 Delta R.T. 0.00 min
 Lab File: BG031538.D
 Acq: 13 Dec 2017 21:37

Tgt Ion: 88 Resp: 50135

Ion	Ratio	Lower	Upper
88	100		
58	75.5	79.6	119.4#
43	35.2	27.4	41.0

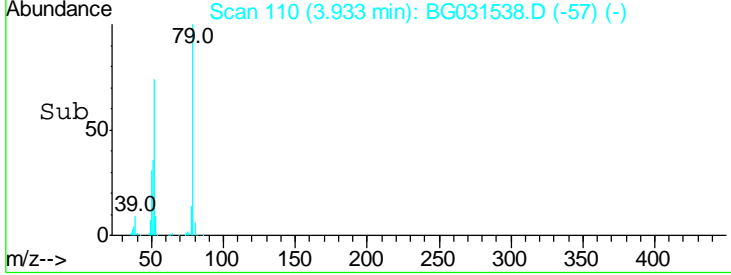
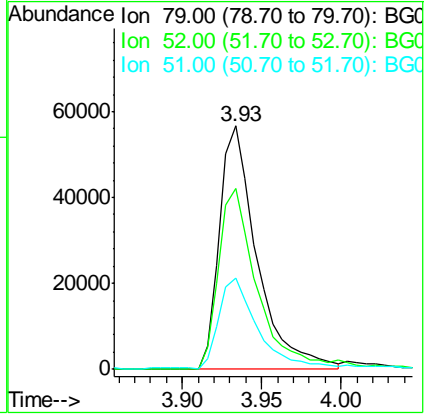
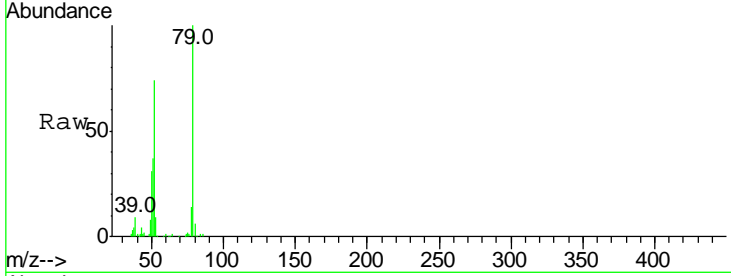




#3
 Pyridine
 Concen: 25.660 ng
 RT: 3.93 min Scan# 110
 Delta R.T. 0.01 min
 Lab File: BG031538.D
 Acq: 13 Dec 2017 21:37

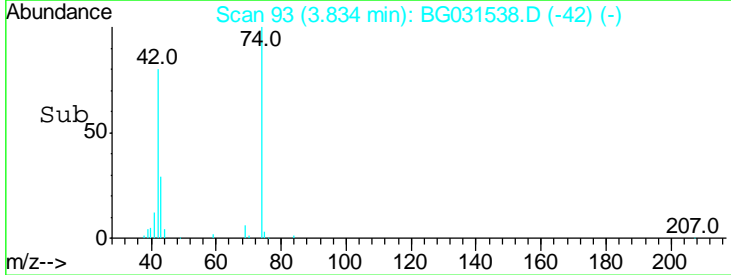
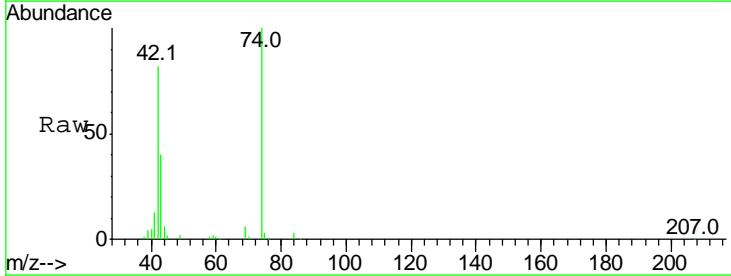
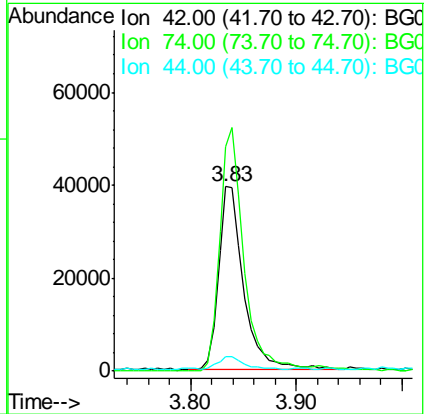
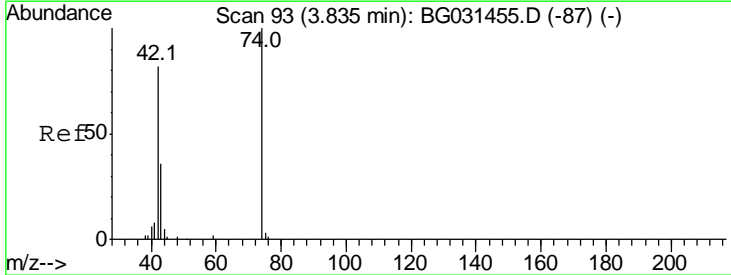
Instrument :
 BNA_G
 ClientSampled :

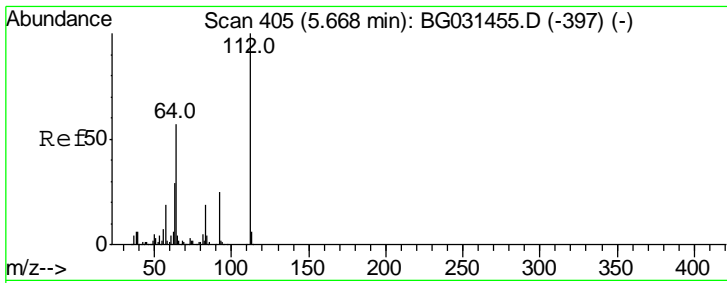
Tgt Ion	Resp	Lower	Upper
79	100		
52	74.2	69.9	104.9
51	37.4	34.0	51.0



#4
 n-Nitrosodimethylamine
 Concen: 37.800 ng
 RT: 3.83 min Scan# 93
 Delta R.T. -0.00 min
 Lab File: BG031538.D
 Acq: 13 Dec 2017 21:37

Tgt Ion	Resp	Lower	Upper
42	100		
74	122.1	102.5	153.7
44	7.8	18.9	28.3#

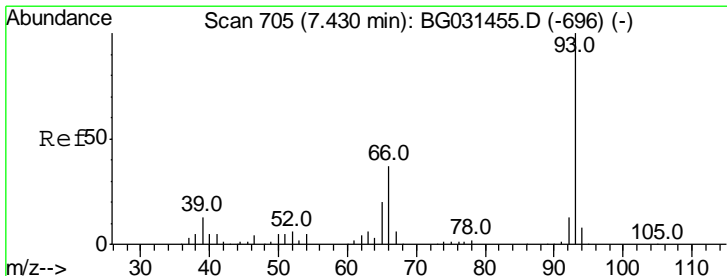
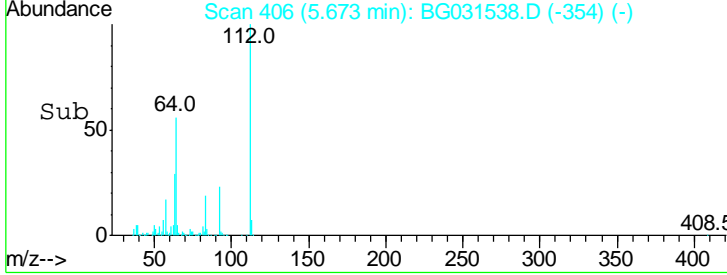
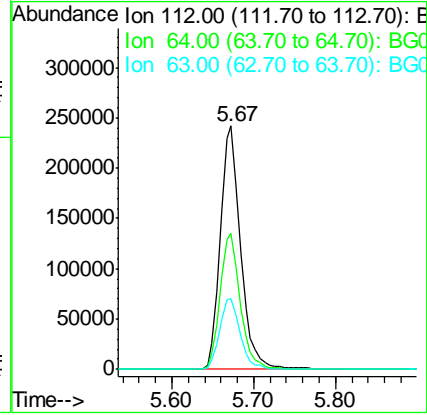
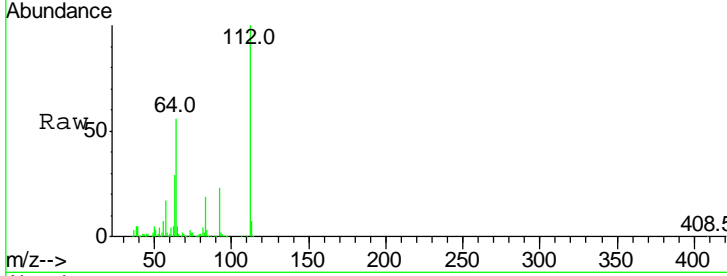




#5
 2-Fluorophenol
 Concen: 144.732 ng
 RT: 5.67 min Scan# 406
 Delta R.T. 0.01 min
 Lab File: BG031538.D
 Acq: 13 Dec 2017 21:37

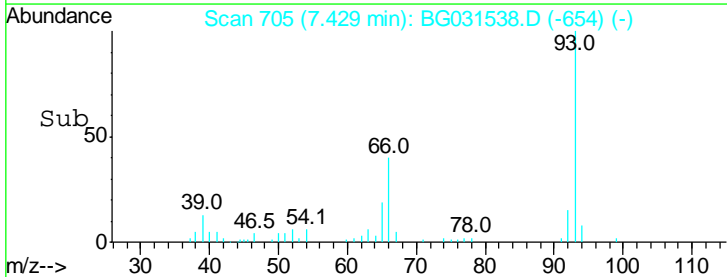
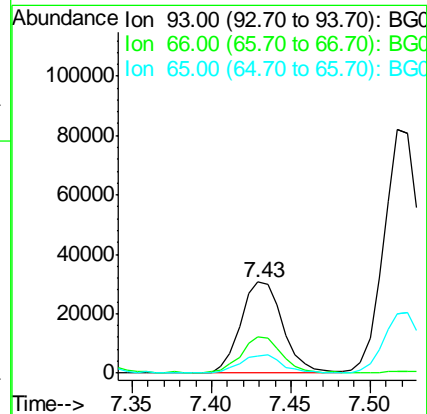
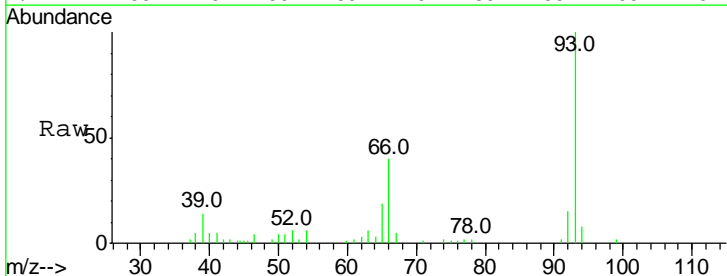
Instrument :
 BNA_G
 ClientSampled :

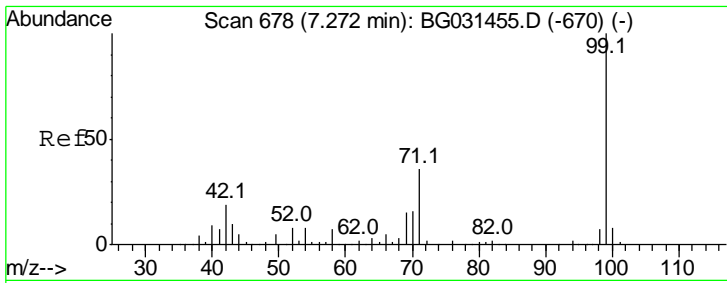
Tgt Ion	Resp	Lower	Upper
112	100		
64	56.0	56.3	84.5#
63	29.0	30.1	45.1#



#6
 Aniline
 Concen: 10.717 ng
 RT: 7.43 min Scan# 705
 Delta R.T. -0.00 min
 Lab File: BG031538.D
 Acq: 13 Dec 2017 21:37

Tgt Ion	Resp	Lower	Upper
93	100		
66	39.7	33.7	50.5
65	18.9	16.1	24.1

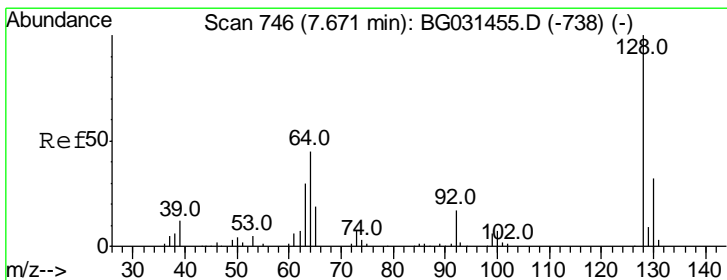
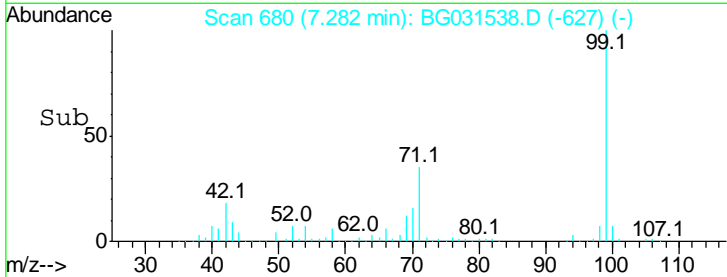
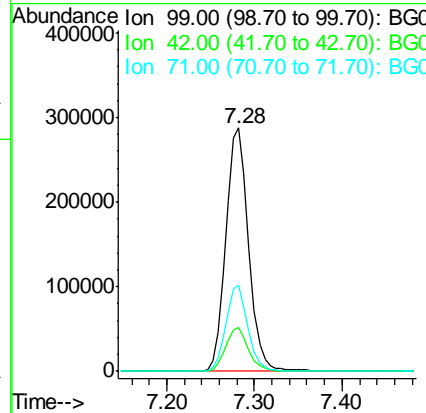
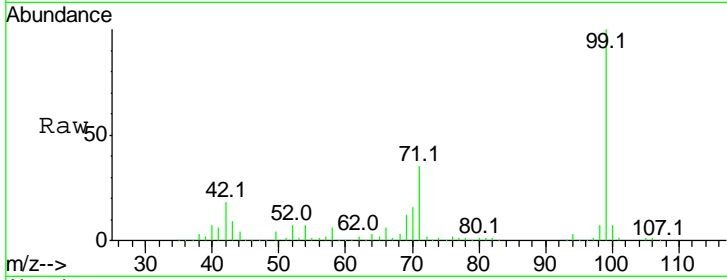




#7
 Phenol-d6
 Concen: 128.139 ng
 RT: 7.28 min Scan# 680
 Delta R.T. 0.01 min
 Lab File: BG031538.D
 Acq: 13 Dec 2017 21:37

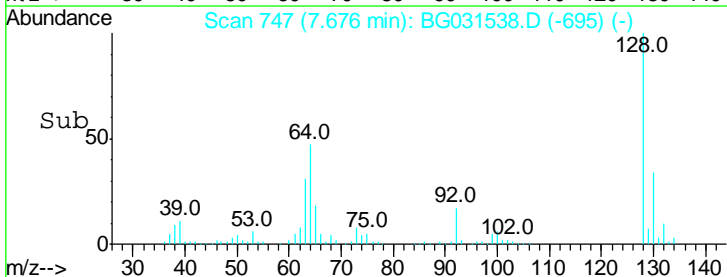
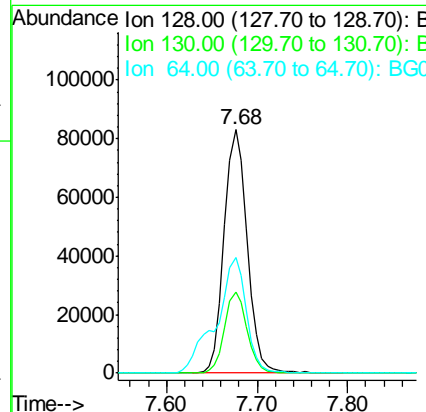
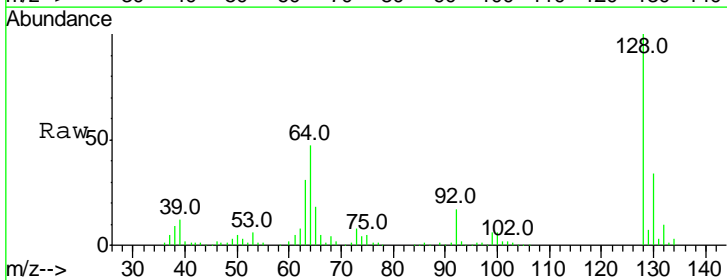
Instrument :
 BNA_G
 ClientSampled :

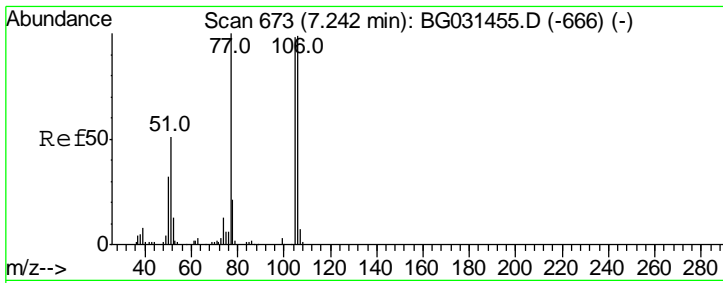
Tgt Ion	Resp	Lower	Upper
99	100		
42	18.1	14.1	21.1
71	35.3	26.1	39.1



#8
 2-Chlorophenol
 Concen: 45.333 ng
 RT: 7.68 min Scan# 747
 Delta R.T. 0.00 min
 Lab File: BG031538.D
 Acq: 13 Dec 2017 21:37

Tgt Ion	Resp	Lower	Upper
128	100		
130	33.5	14.0	54.0
64	47.2	37.7	77.7

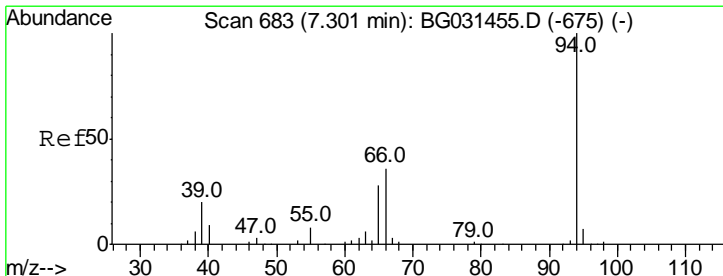
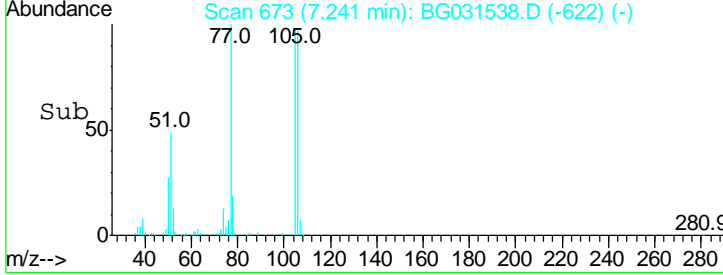
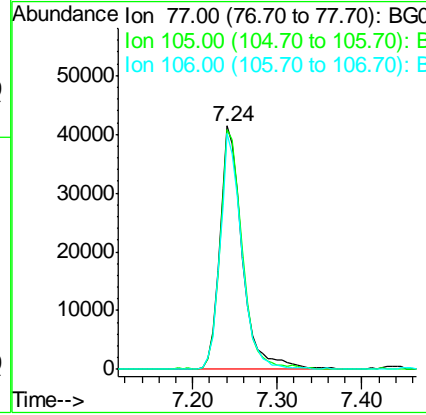
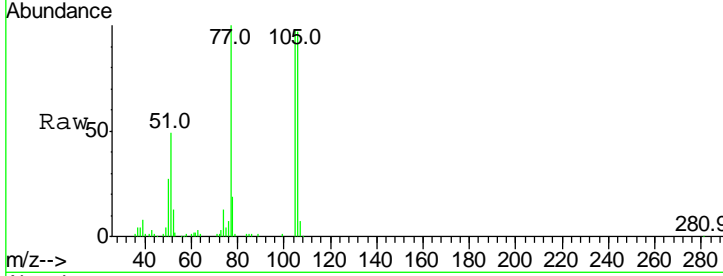




#9
Benzaldehyde
Concen: 33.207 ng
RT: 7.24 min Scan# 673
Delta R.T. -0.00 min
Lab File: BG031538.D
Acq: 13 Dec 2017 21:37

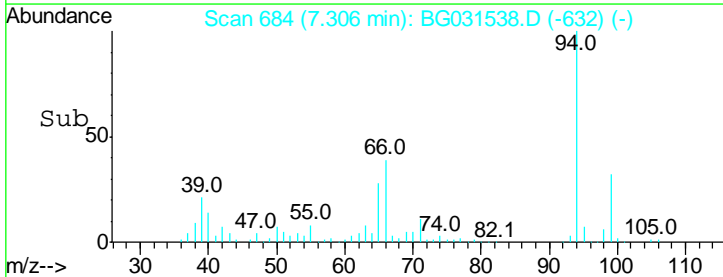
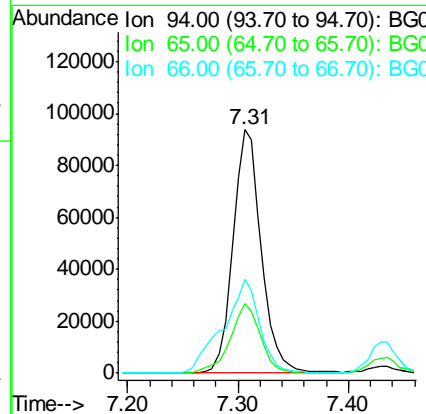
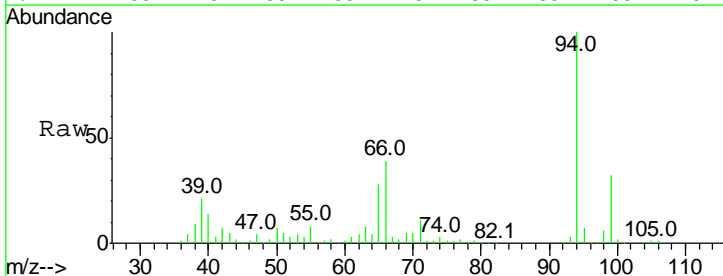
Instrument :
BNA_G
ClientSampled :

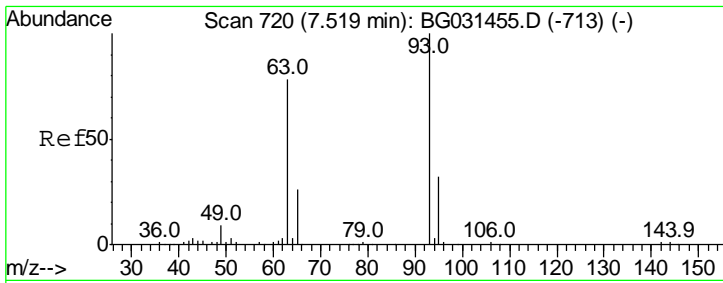
Tgt Ion	Resp	Lower	Upper
77	100		
105	98.4	71.3	111.3
106	97.1	64.2	104.2



#10
Phenol
Concen: 40.733 ng
RT: 7.31 min Scan# 684
Delta R.T. 0.00 min
Lab File: BG031538.D
Acq: 13 Dec 2017 21:37

Tgt Ion	Resp	Lower	Upper
94	100		
65	28.5	11.9	51.9
66	38.7	22.2	62.2

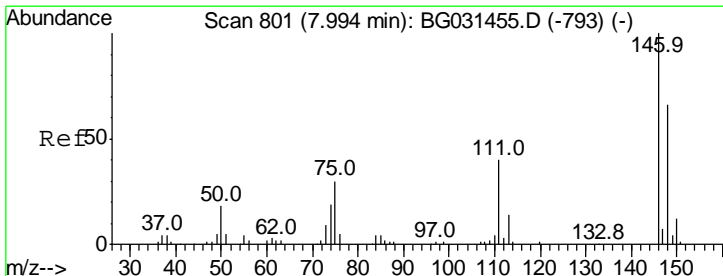
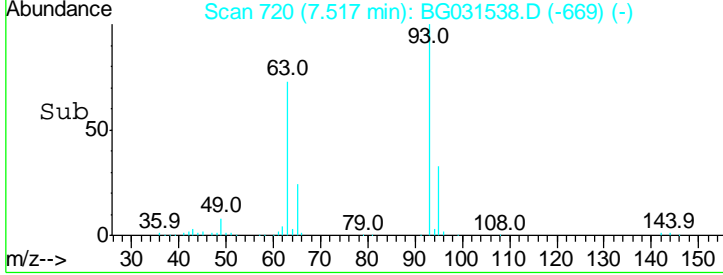
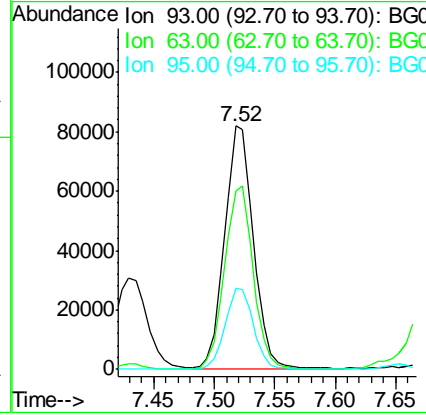
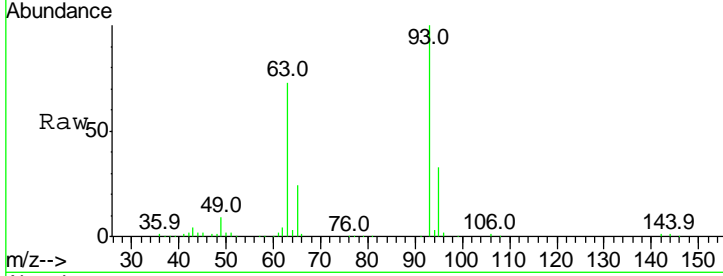




#11
 bis(2-Chloroethyl)ether
 Concen: 40.367 ng
 RT: 7.52 min Scan# 720
 Delta R.T. -0.00 min
 Lab File: BG031538.D
 Acq: 13 Dec 2017 21:37

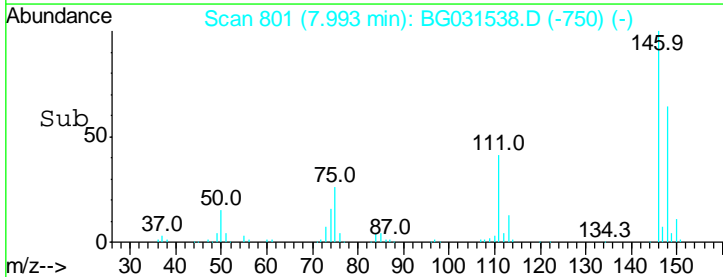
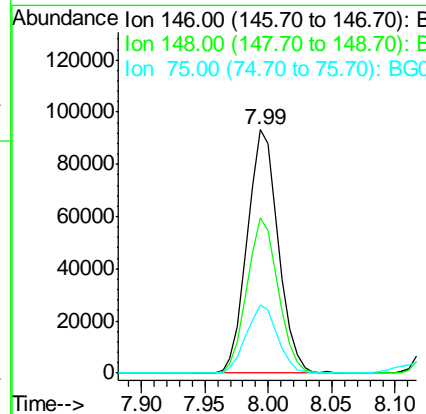
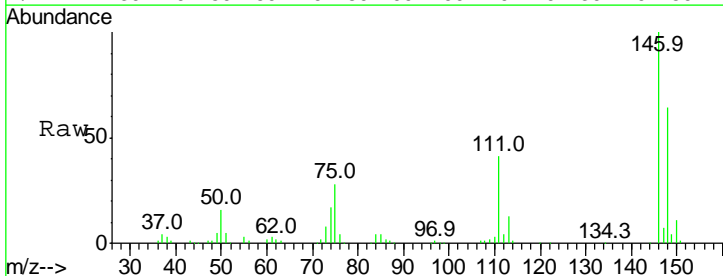
Instrument :
 BNA_G
 ClientSampled :

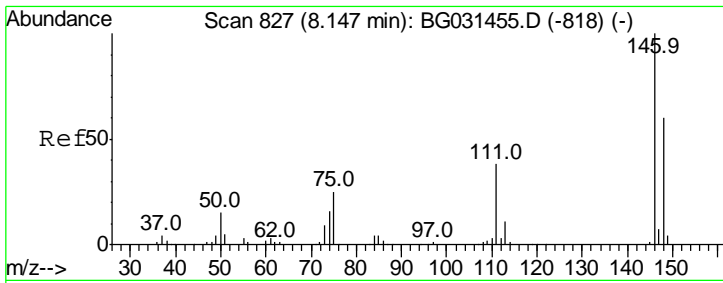
Tgt Ion	Resp	Lower	Upper
93	135889		
93	100		
63	73.4	67.1	107.1
95	33.4	11.5	51.5



#12
 1,3-Dichlorobenzene
 Concen: 41.386 ng
 RT: 7.99 min Scan# 801
 Delta R.T. -0.00 min
 Lab File: BG031538.D
 Acq: 13 Dec 2017 21:37

Tgt Ion	Resp	Lower	Upper
146	158774		
146	100		
148	64.0	51.4	77.2
75	27.8	26.6	39.8

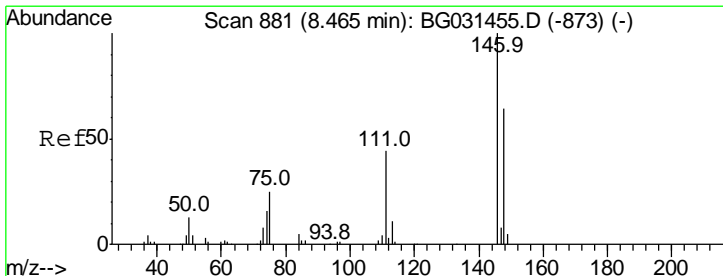
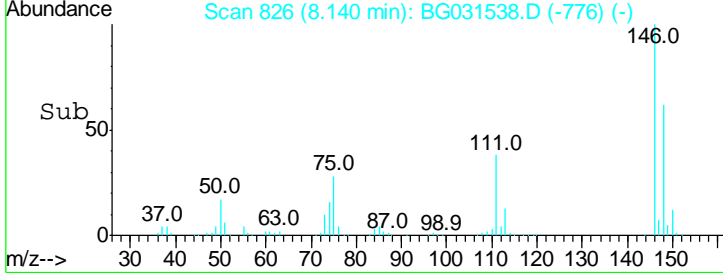
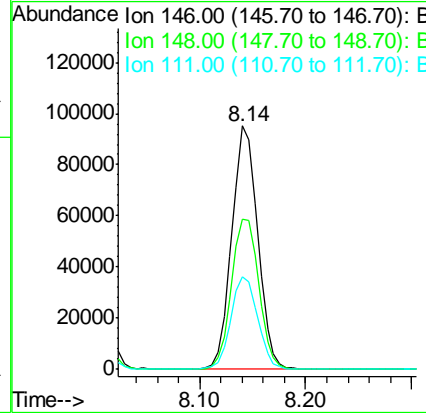
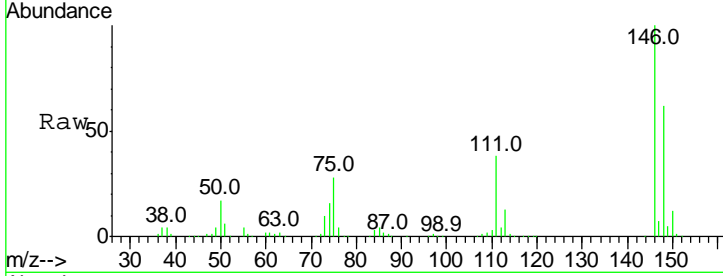




#13
 1,4-Dichlorobenzene
 Concen: 40.411 ng
 RT: 8.14 min Scan# 826
 Delta R.T. -0.01 min
 Lab File: BG031538.D
 Acq: 13 Dec 2017 21:37

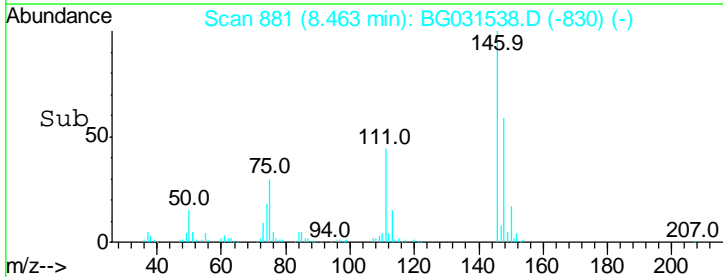
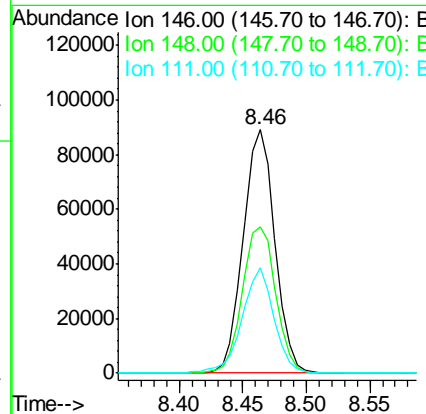
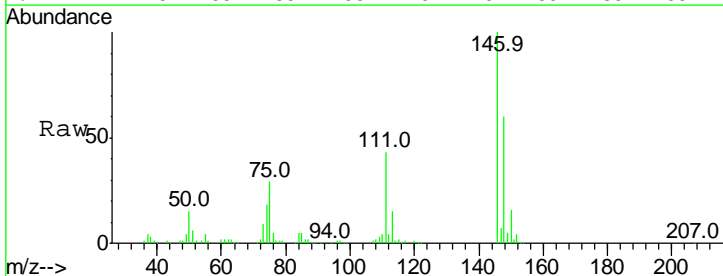
Instrument :
 BNA_G
 ClientSampled :

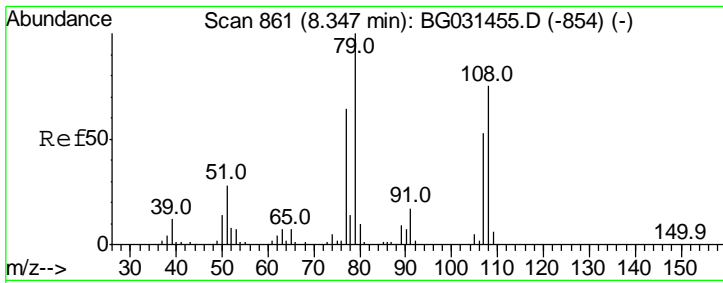
Tgt Ion	Resp	Lower	Upper
146	100		
148	61.8	53.7	80.5
111	38.2	35.2	52.8



#14
 1,2-Dichlorobenzene
 Concen: 40.619 ng
 RT: 8.46 min Scan# 881
 Delta R.T. -0.00 min
 Lab File: BG031538.D
 Acq: 13 Dec 2017 21:37

Tgt Ion	Resp	Lower	Upper
146	100		
148	60.2	49.3	73.9
111	43.2	34.3	51.5

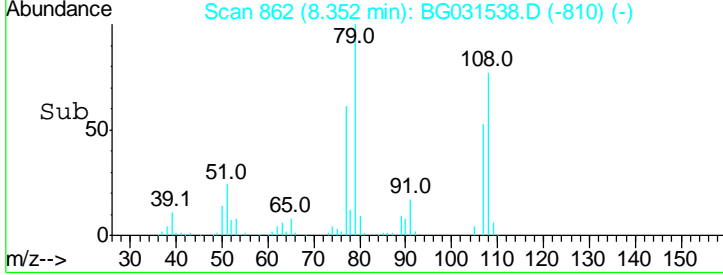
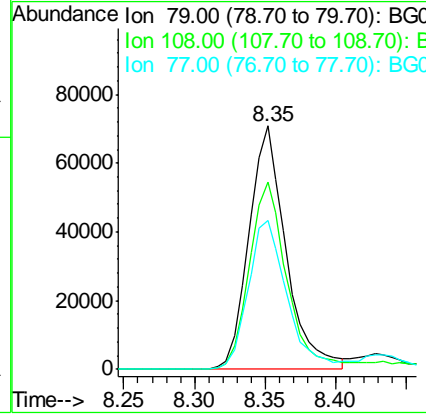
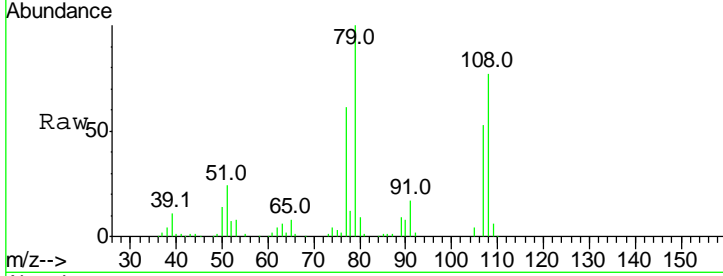




#15
 Benzyl Alcohol
 Concen: 41.519 ng
 RT: 8.35 min Scan# 862
 Delta R.T. 0.00 min
 Lab File: BG031538.D
 Acq: 13 Dec 2017 21:37

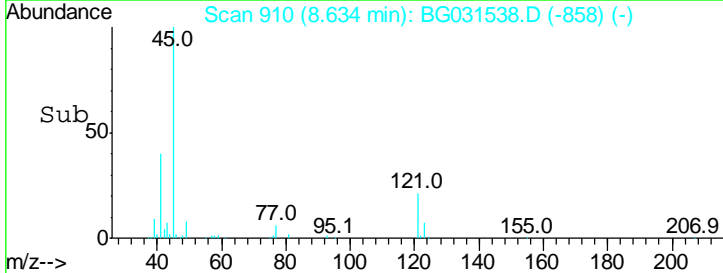
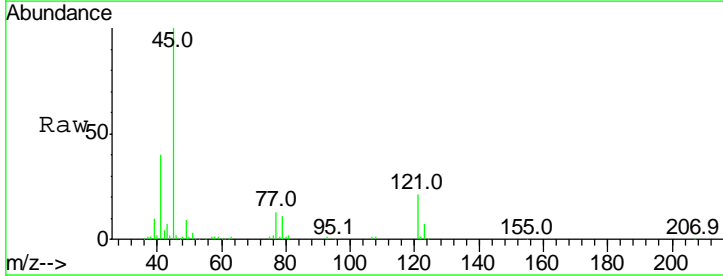
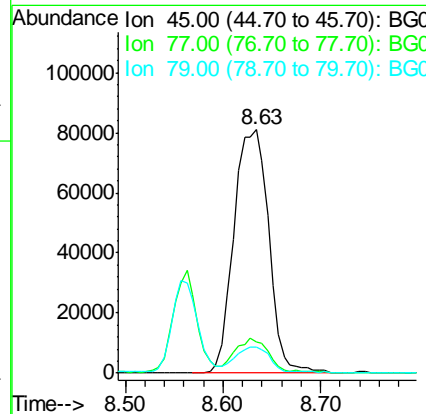
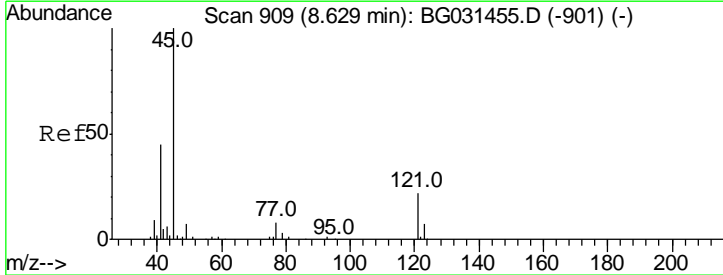
Instrument :
 BNA_G
 ClientSampled :

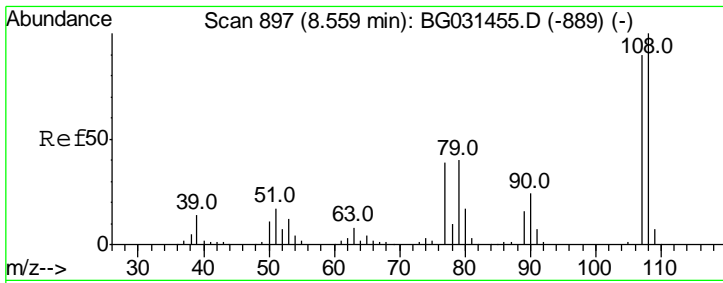
Tgt Ion	Resp	Lower	Upper
79	100		
108	76.9	57.2	85.8
77	61.3	46.1	69.1



#16
 2,2'-oxybis(1-Chloropropane)
 Concen: 53.072 ng
 RT: 8.63 min Scan# 910
 Delta R.T. 0.00 min
 Lab File: BG031538.D
 Acq: 13 Dec 2017 21:37

Tgt Ion	Resp	Lower	Upper
45	100		
77	13.0	0.0	30.2
79	10.9	0.0	27.9

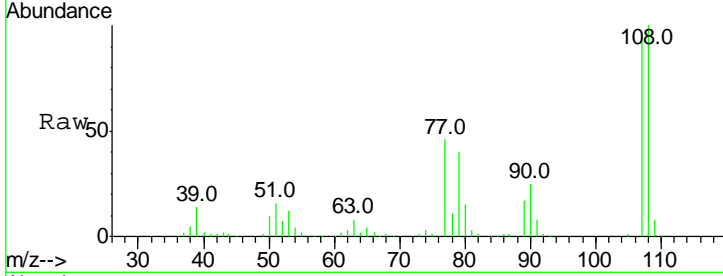




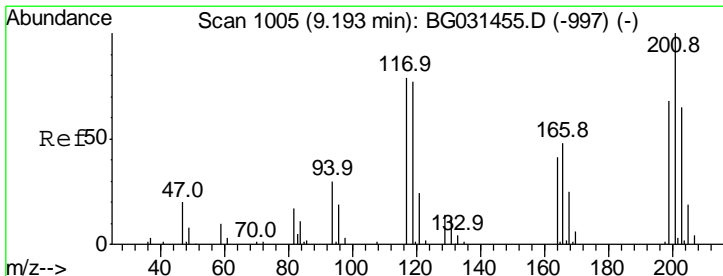
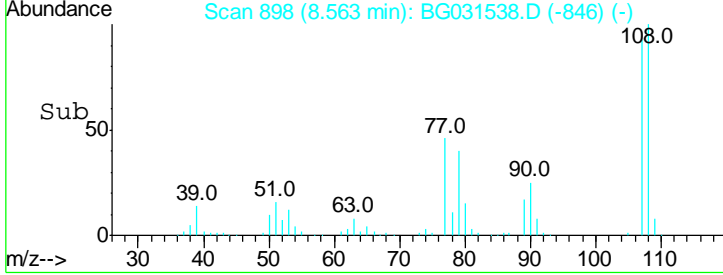
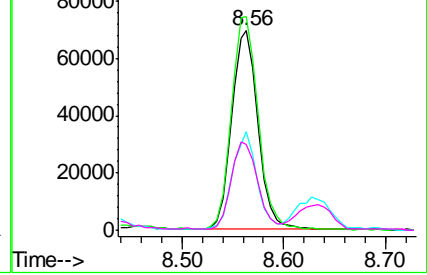
#17
 2-Methylphenol
 Concen: 44.320 ng
 RT: 8.56 min Scan# 898
 Delta R.T. 0.00 min
 Lab File: BG031538.D
 Acq: 13 Dec 2017 21:37

Instrument :
 BNA_G
 ClientSampled :

Tgt Ion	Resp	Lower	Upper
107	100		
108	107.1	83.9	125.9
77	49.2	37.2	55.8
79	43.1	36.2	54.2

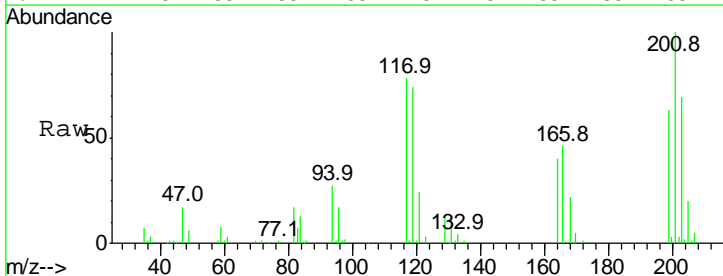


Abundance Ion 107.00 (106.70 to 107.70): E
 Ion 108.00 (107.70 to 108.70): E
 Ion 77.00 (76.70 to 77.70): BGC
 Ion 79.00 (78.70 to 79.70): BGC

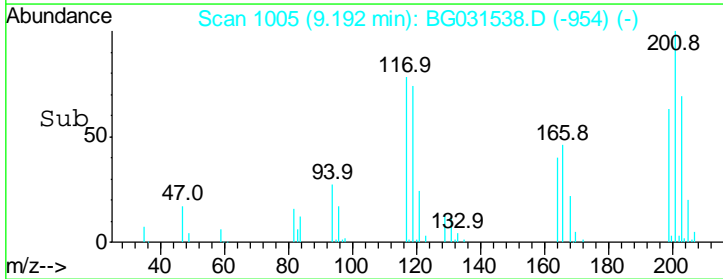
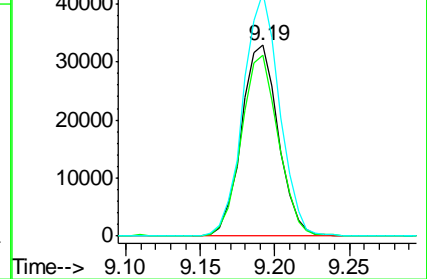


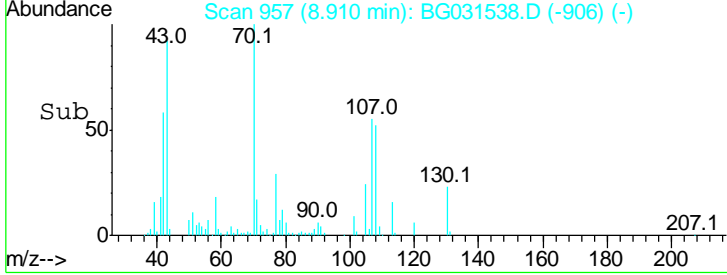
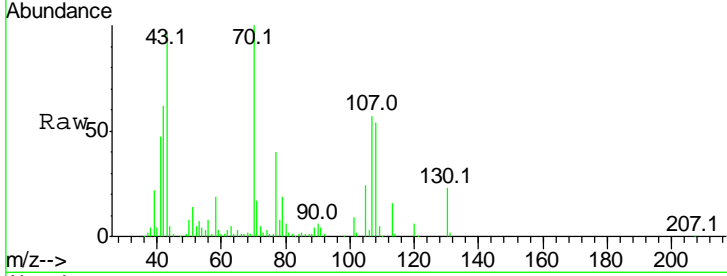
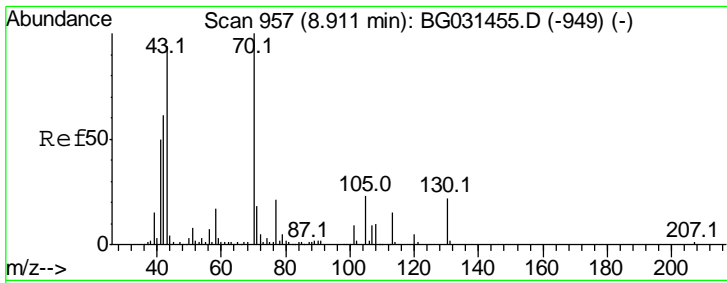
#18
 Hexachloroethane
 Concen: 41.781 ng
 RT: 9.19 min Scan# 1005
 Delta R.T. -0.00 min
 Lab File: BG031538.D
 Acq: 13 Dec 2017 21:37

Tgt Ion	Resp	Lower	Upper
117	100		
119	94.9	76.7	115.1
201	127.4	95.7	143.5



Abundance Ion 117.00 (116.70 to 117.70): E
 Ion 119.00 (118.70 to 119.70): E
 Ion 201.00 (200.70 to 201.70): E

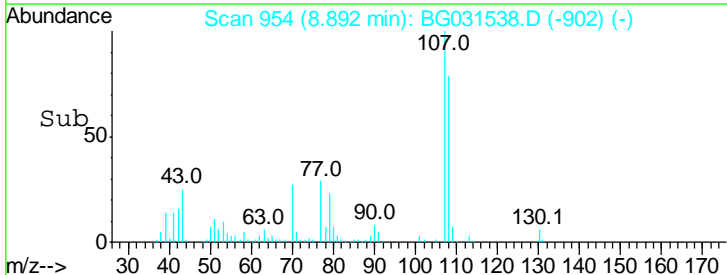
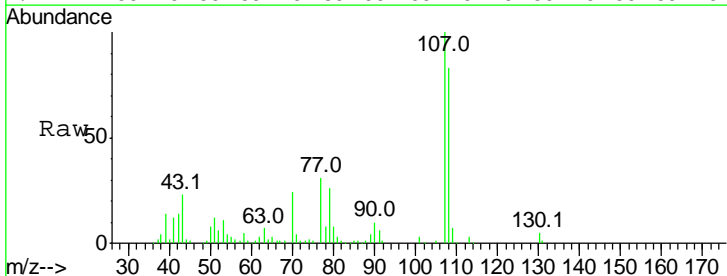
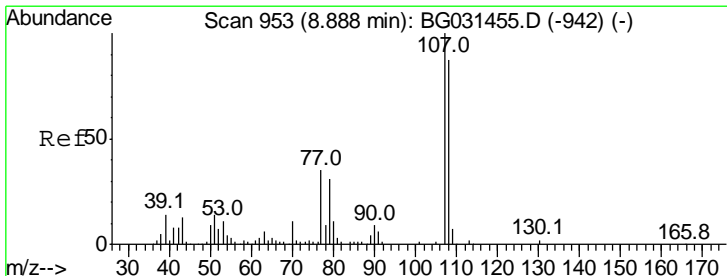
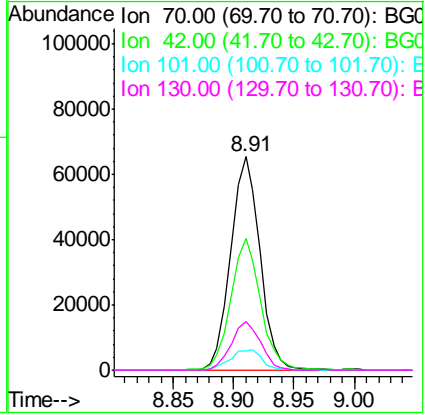




#19
 n-Nitroso-di-n-propylamine
 Concen: 35.029 ng
 RT: 8.91 min Scan# 957
 Delta R.T. -0.00 min
 Lab File: BG031538.D
 Acq: 13 Dec 2017 21:37

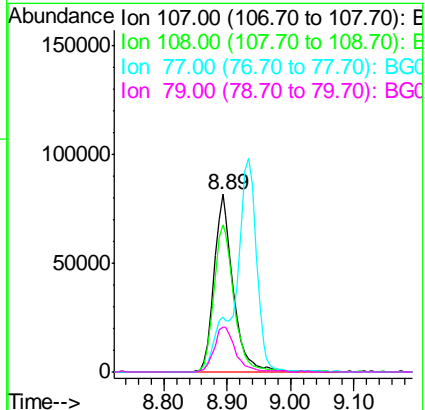
Instrument :
 BNA_G
 ClientSampled :

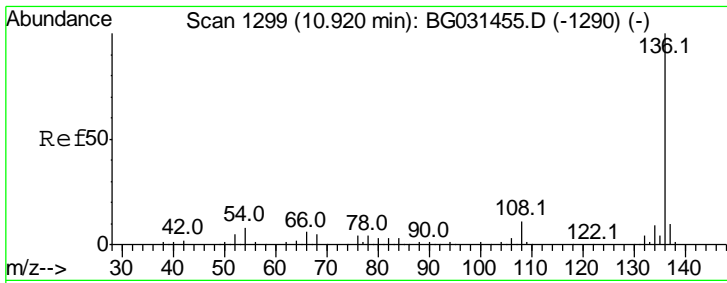
Tgt Ion	Resp	Lower	Upper
70	100		
42	61.5	49.1	73.7
101	9.1	8.5	12.7
130	22.7	13.4	20.0#



#20
 3+4-Methylphenols
 Concen: 41.747 ng
 RT: 8.89 min Scan# 954
 Delta R.T. 0.00 min
 Lab File: BG031538.D
 Acq: 13 Dec 2017 21:37

Tgt Ion	Resp	Lower	Upper
107	100		
108	83.0	61.6	101.6
77	31.1	13.9	53.9
79	25.6	8.8	48.8

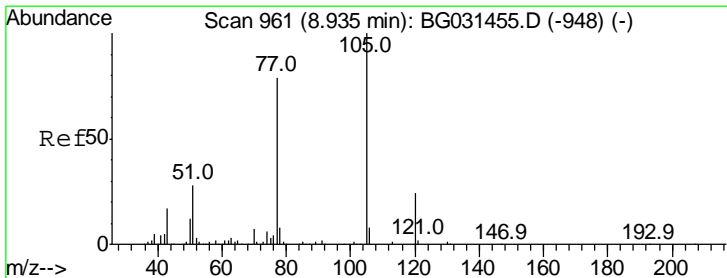
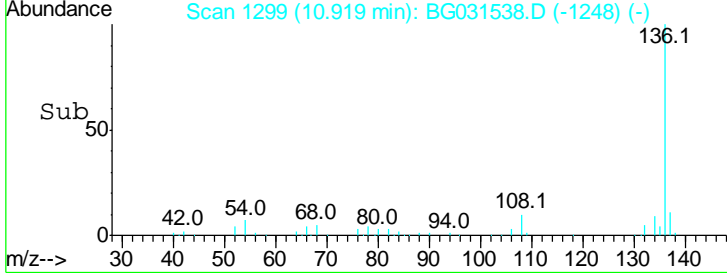
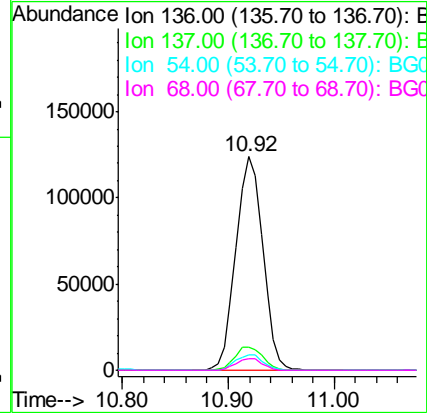
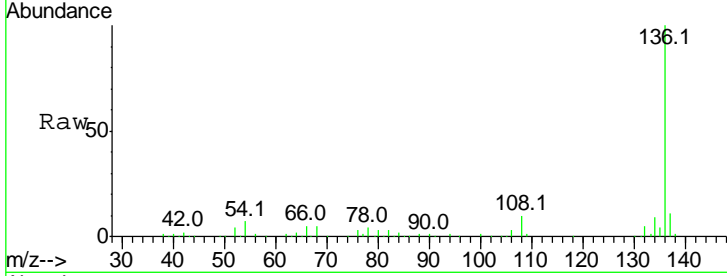




#21
 Naphthalene-d8
 Concen: 20.000 ng
 RT: 10.92 min Scan# 1299
 Delta R.T. -0.00 min
 Lab File: BG031538.D
 Acq: 13 Dec 2017 21:37

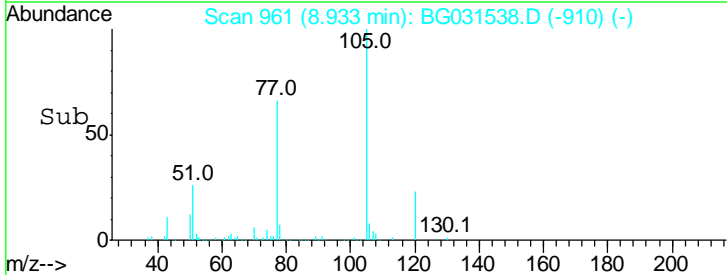
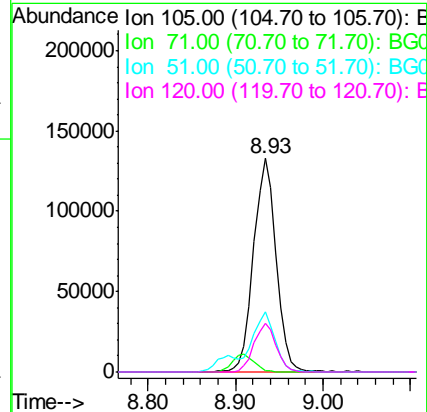
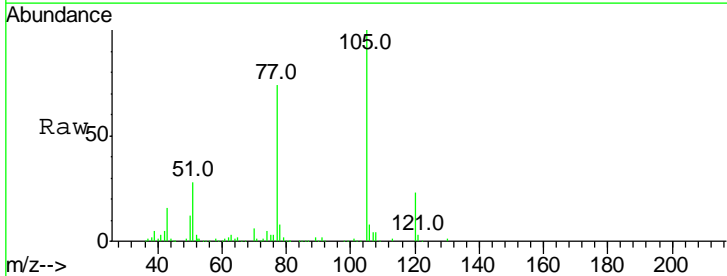
Instrument :
 BNA_G
 ClientSampled :

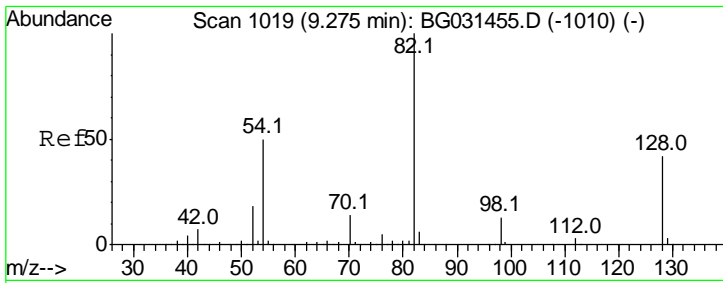
Tgt Ion	Resp	Lower	Upper
136	100		
137	10.8	9.2	13.8
54	7.3	10.3	15.5#
68	5.2	4.5	6.7



#22
 Acetophenone
 Concen: 44.019 ng
 RT: 8.93 min Scan# 961
 Delta R.T. -0.00 min
 Lab File: BG031538.D
 Acq: 13 Dec 2017 21:37

Tgt Ion	Resp	Lower	Upper
105	100		
71	0.7	3.0	4.4#
51	27.9	26.1	39.1
120	22.5	17.4	26.2

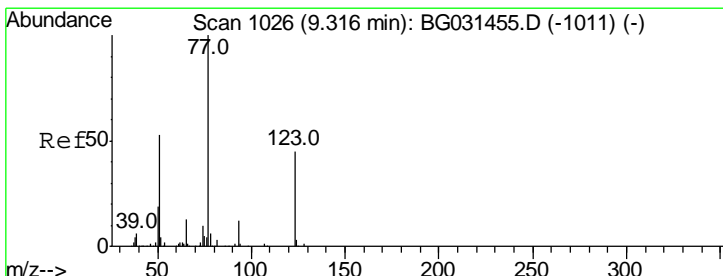
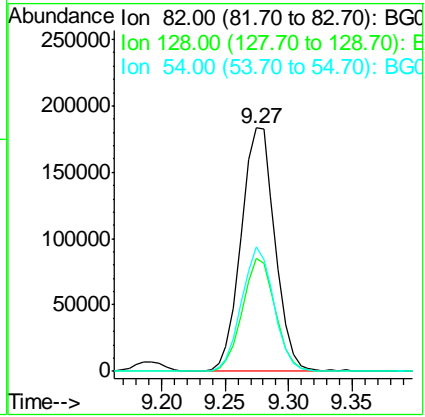
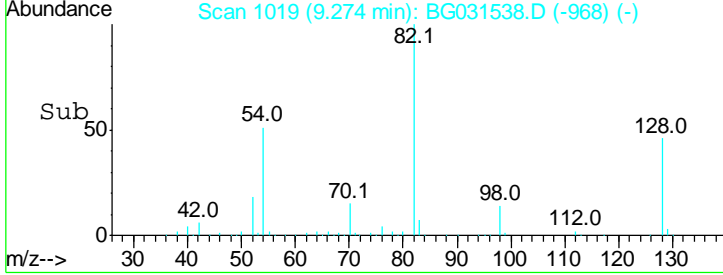
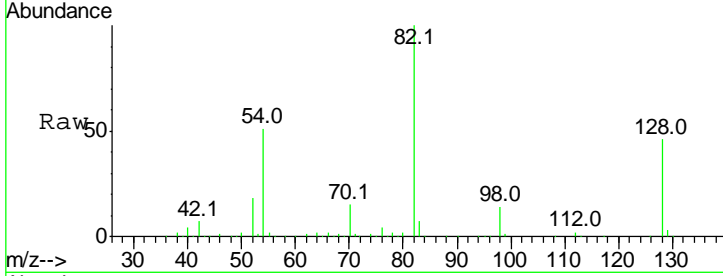




#23
 Nitrobenzene-d5
 Concen: 95.685 ng
 RT: 9.27 min Scan# 1019
 Delta R.T. -0.00 min
 Lab File: BG031538.D
 Acq: 13 Dec 2017 21:37

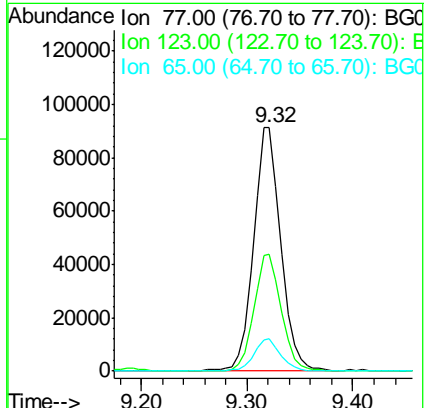
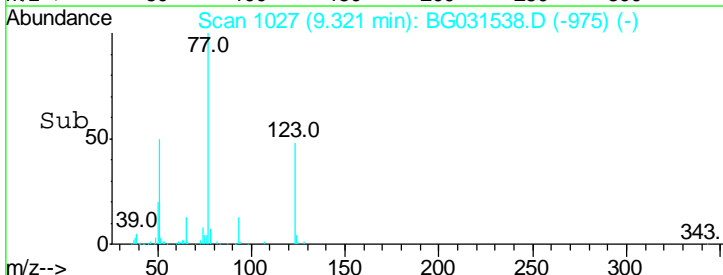
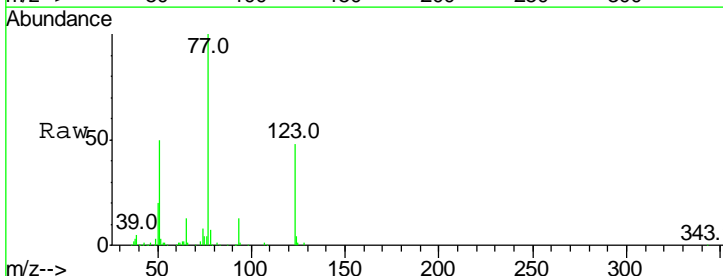
Instrument :
 BNA_G
 ClientSampled :

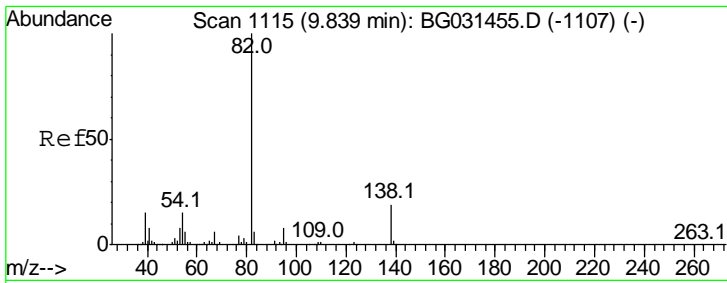
Tgt Ion	Resp	Lower	Upper
82	100		
128	46.2	29.7	44.5#
54	51.2	43.1	64.7



#24
 Nitrobenzene
 Concen: 45.220 ng
 RT: 9.32 min Scan# 1027
 Delta R.T. 0.00 min
 Lab File: BG031538.D
 Acq: 13 Dec 2017 21:37

Tgt Ion	Resp	Lower	Upper
77	100		
123	47.8	33.0	49.6
65	13.3	13.0	19.6

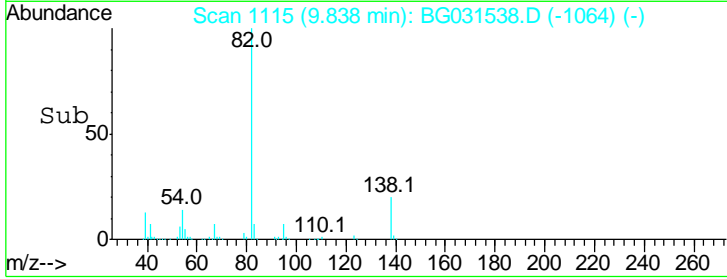
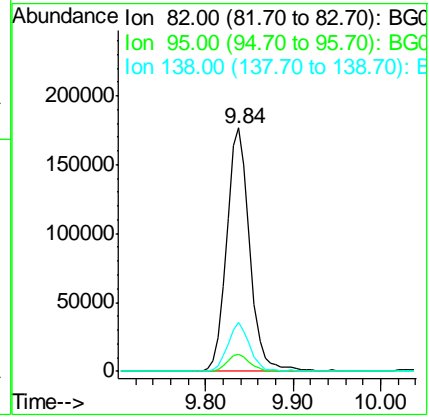
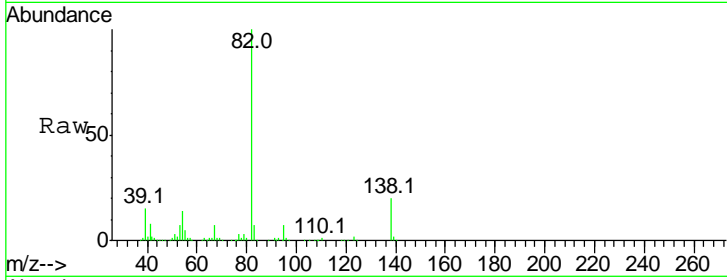




#25
 Isophorone
 Concen: 47.557 ng
 RT: 9.84 min Scan# 1115
 Delta R.T. -0.00 min
 Lab File: BG031538.D
 Acq: 13 Dec 2017 21:37

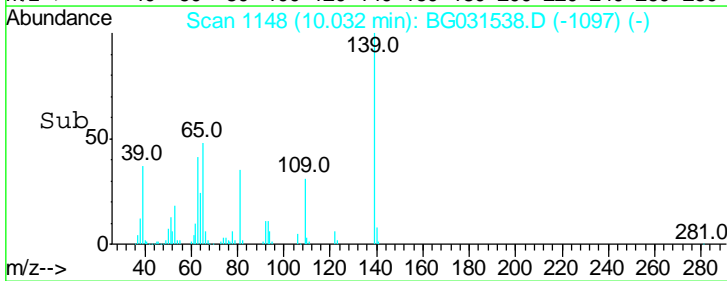
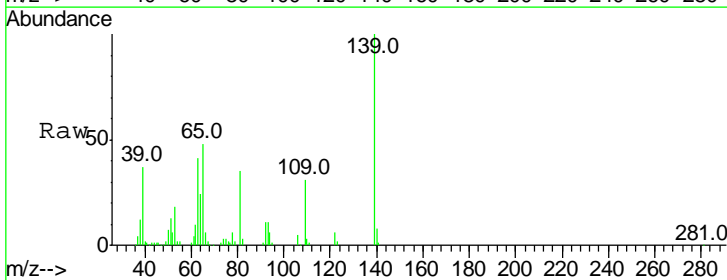
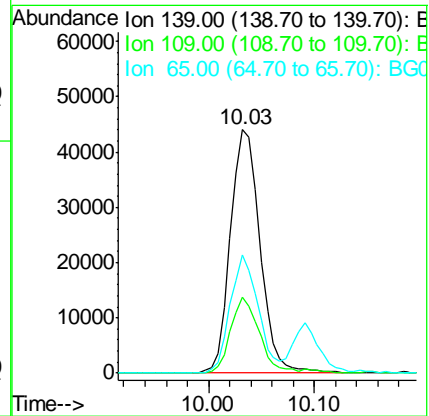
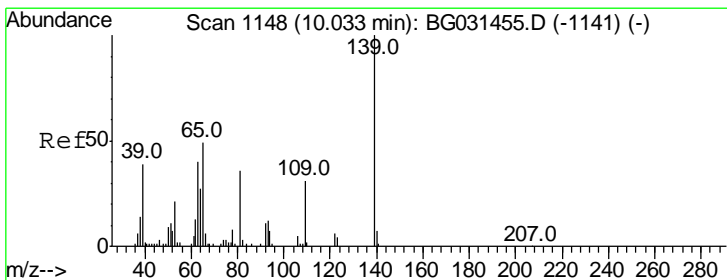
Instrument :
 BNA_G
 ClientSampleId :

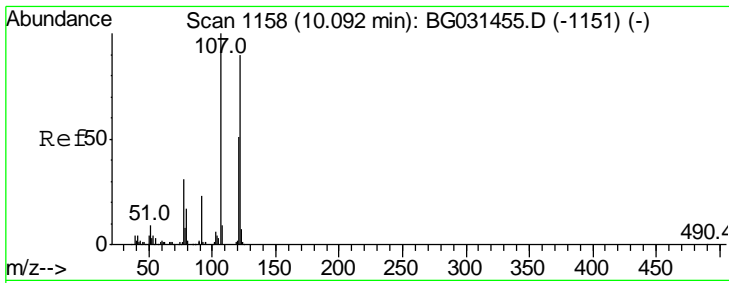
Tgt Ion	Resp	Lower	Upper
82	100		
95	7.2	6.2	9.2
138	20.2	12.1	18.1#



#26
 2-Nitrophenol
 Concen: 47.520 ng
 RT: 10.03 min Scan# 1148
 Delta R.T. -0.00 min
 Lab File: BG031538.D
 Acq: 13 Dec 2017 21:37

Tgt Ion	Resp	Lower	Upper
139	100		
109	31.4	24.2	36.2
65	48.3	47.4	71.0

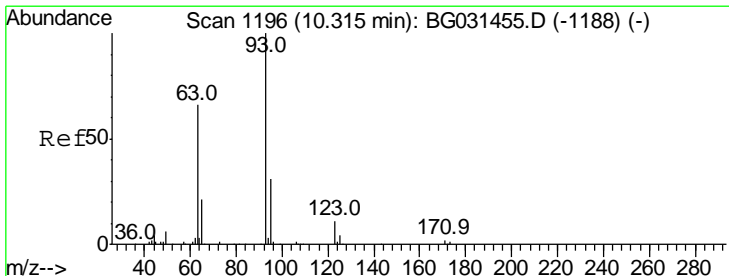
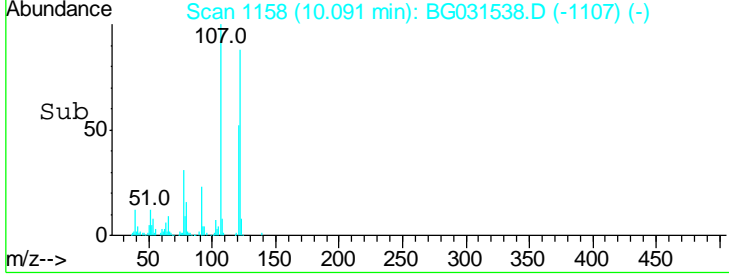
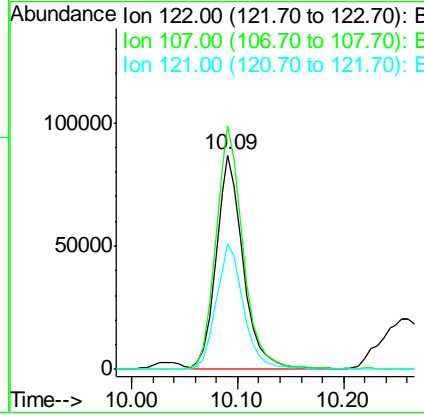
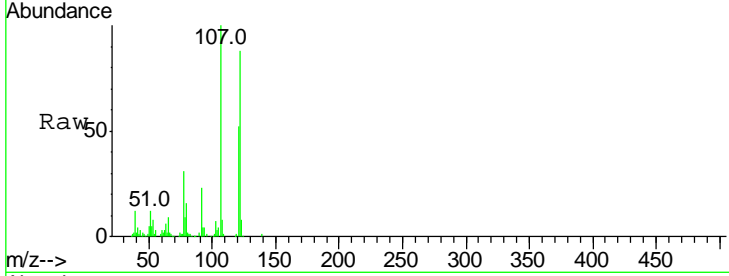




#27
 2,4-Dimethylphenol
 Concen: 55.969 ng
 RT: 10.09 min Scan# 1158
 Delta R.T. -0.00 min
 Lab File: BG031538.D
 Acq: 13 Dec 2017 21:37

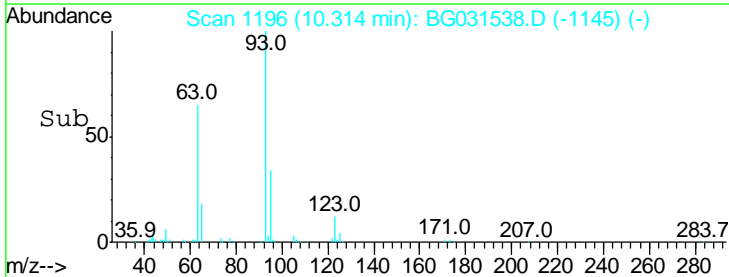
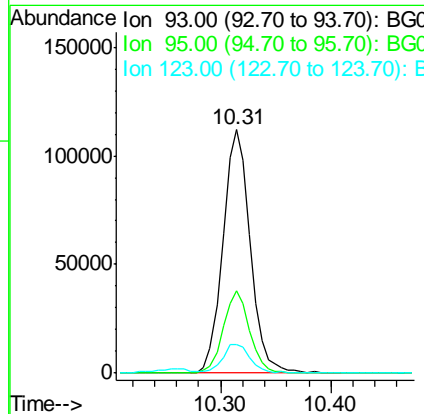
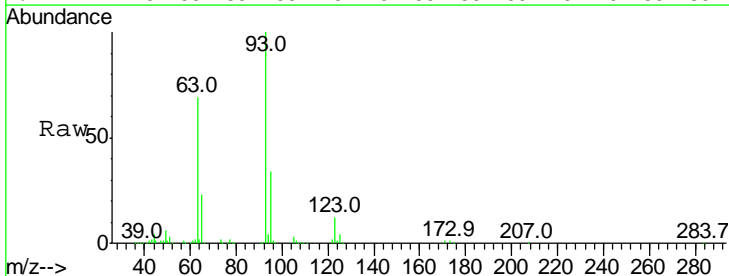
Instrument :
 BNA_G
 ClientSampled :

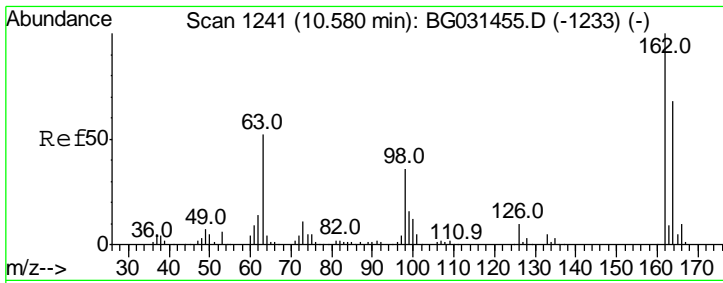
Tgt Ion	Resp	Lower	Upper
122	153169		
107	113.5	100.2	150.2
121	58.5	44.4	66.6



#28
 bis(2-Chloroethoxy)methane
 Concen: 44.517 ng
 RT: 10.31 min Scan# 1196
 Delta R.T. -0.00 min
 Lab File: BG031538.D
 Acq: 13 Dec 2017 21:37

Tgt Ion	Resp	Lower	Upper
93	193108		
95	33.8	24.3	36.5
123	11.8	8.4	12.6

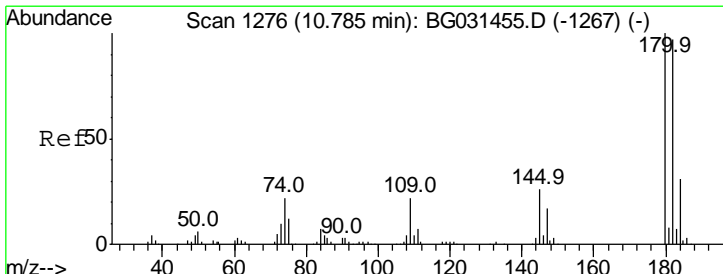
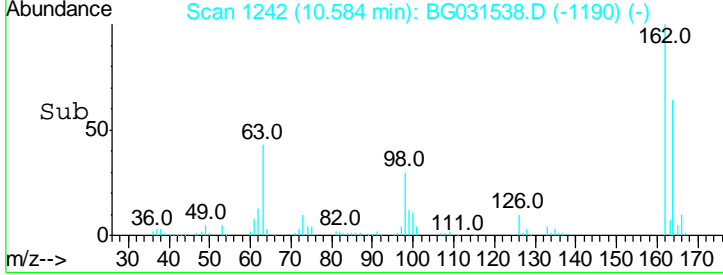
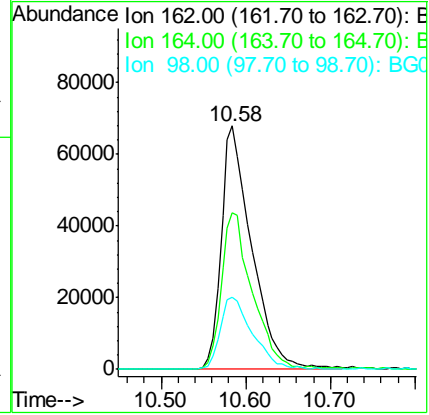
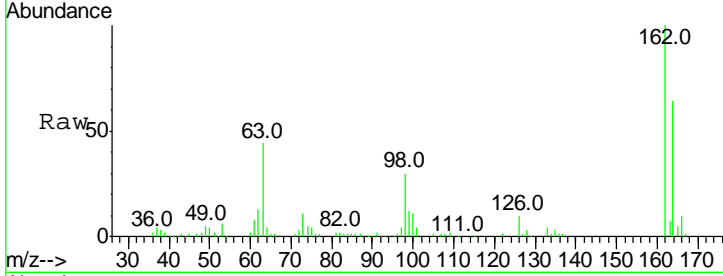




#29
 2,4-Dichlorophenol
 Concen: 52.754 ng
 RT: 10.58 min Scan# 1242
 Delta R.T. 0.00 min
 Lab File: BG031538.D
 Acq: 13 Dec 2017 21:37

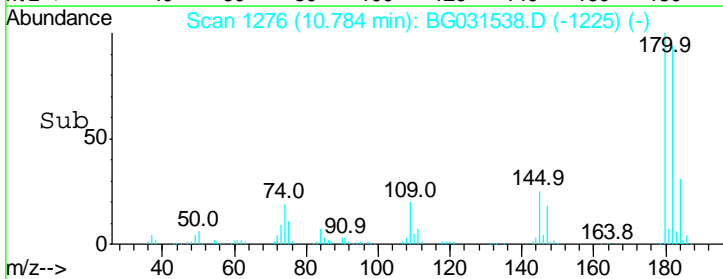
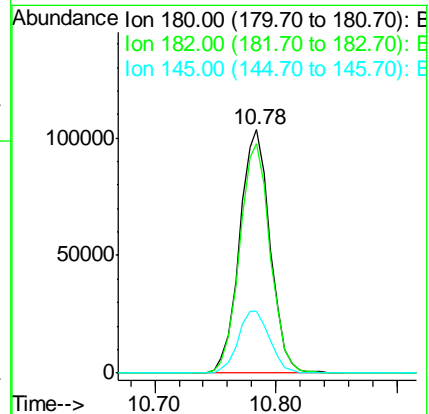
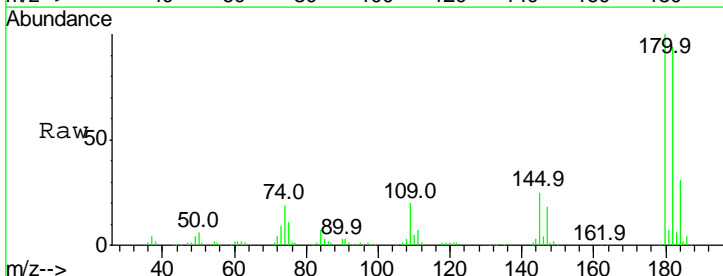
Instrument :
 BNA_G
 ClientSampled :

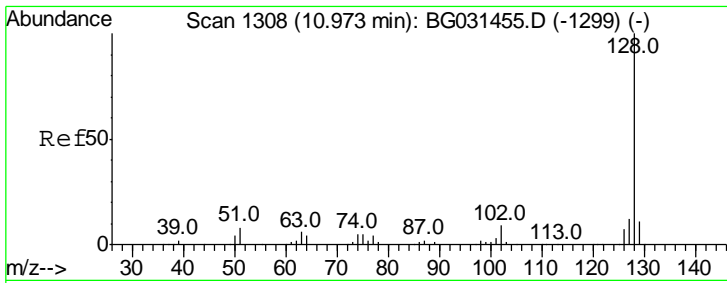
Tgt Ion	Resp	Lower	Upper
162	100		
164	64.5	48.0	88.0
98	29.8	21.1	61.1



#30
 1,2,4-Trichlorobenzene
 Concen: 44.202 ng
 RT: 10.78 min Scan# 1276
 Delta R.T. -0.00 min
 Lab File: BG031538.D
 Acq: 13 Dec 2017 21:37

Tgt Ion	Resp	Lower	Upper
180	100		
182	94.2	77.5	116.3
145	25.3	23.4	35.2



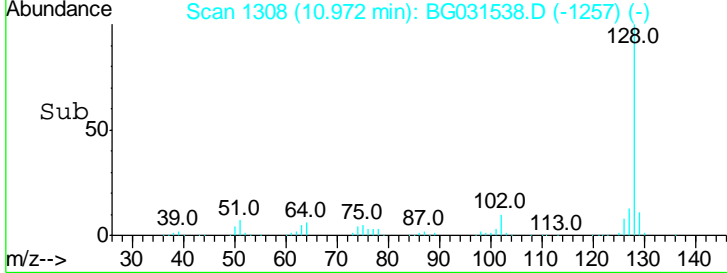
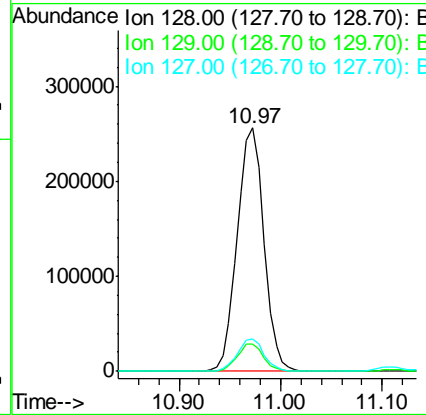
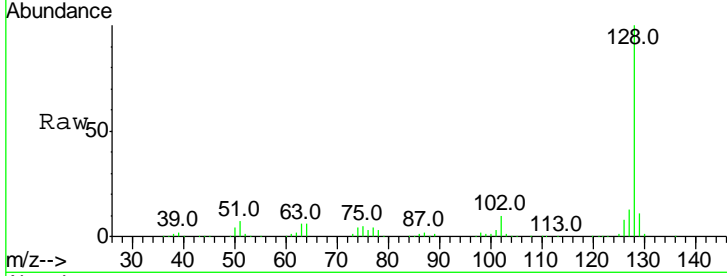


#31
 Naphthalene
 Concen: 43.470 ng
 RT: 10.97 min Scan# 1308
 Delta R.T. -0.00 min
 Lab File: BG031538.D
 Acq: 13 Dec 2017 21:37

Instrument :
 BNA_G
 ClientSampled :

Tgt Ion:128 Resp: 467987

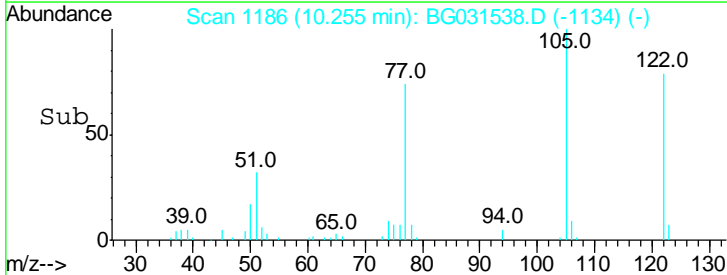
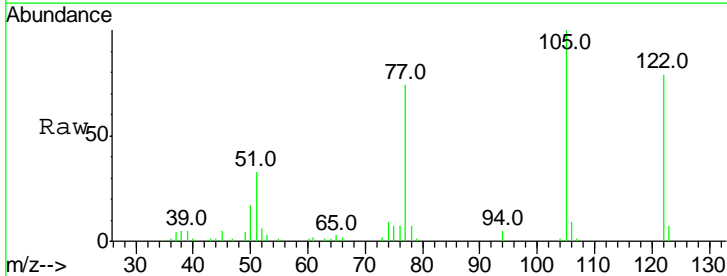
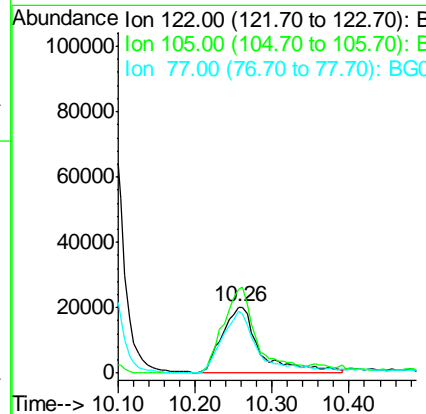
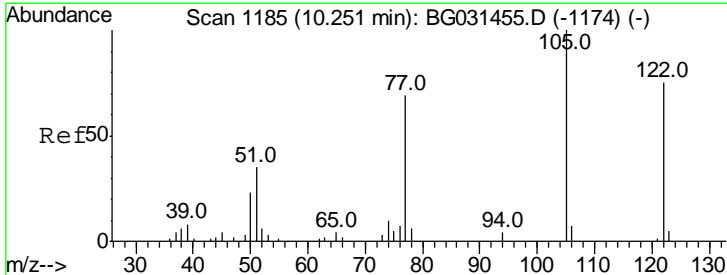
Ion	Ratio	Lower	Upper
128	100		
129	11.4	8.6	12.8
127	13.1	11.6	17.4

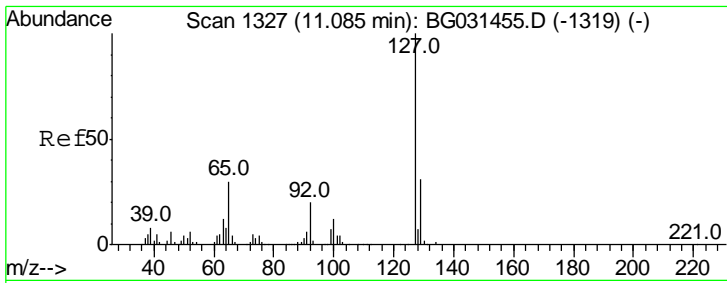


#32
 Benzoic acid
 Concen: 43.711 ng
 RT: 10.26 min Scan# 1186
 Delta R.T. 0.01 min
 Lab File: BG031538.D
 Acq: 13 Dec 2017 21:37

Tgt Ion:122 Resp: 67739

Ion	Ratio	Lower	Upper
122	100		
105	126.7	123.5	163.5
77	93.5	85.7	125.7

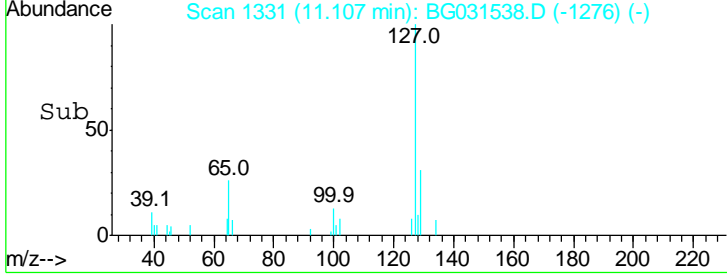
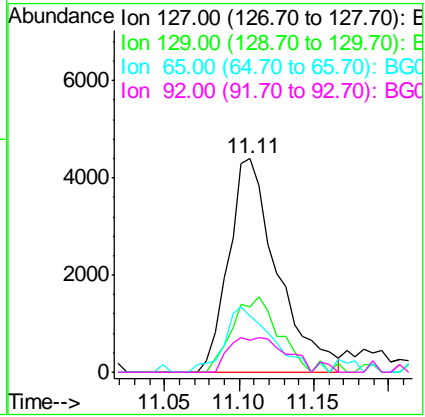
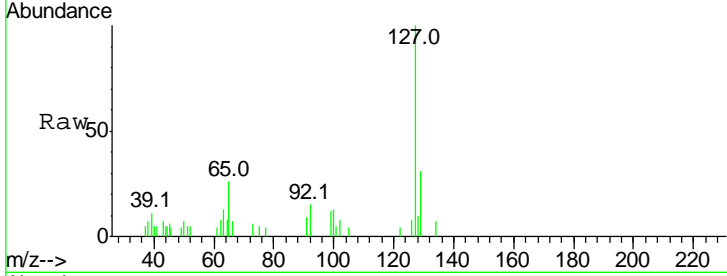




#33
 4-Chloroaniline
 Concen: 2.137 ng
 RT: 11.11 min Scan# 1331
 Delta R.T. 0.02 min
 Lab File: BG031538.D
 Acq: 13 Dec 2017 21:37

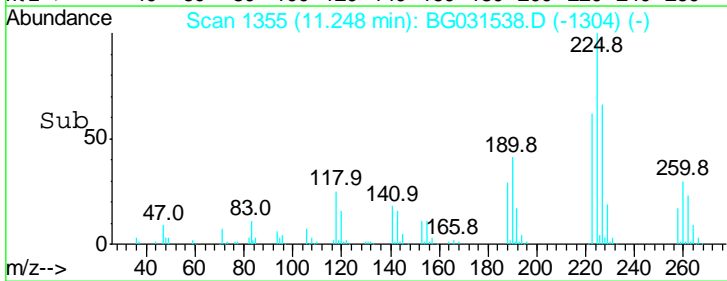
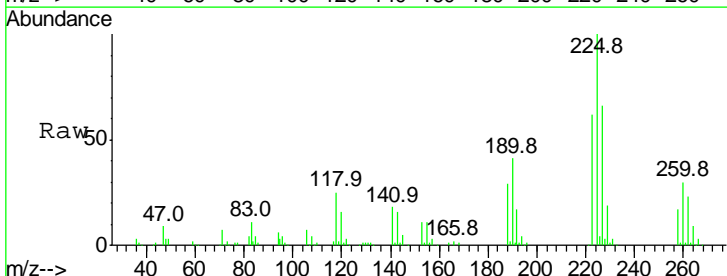
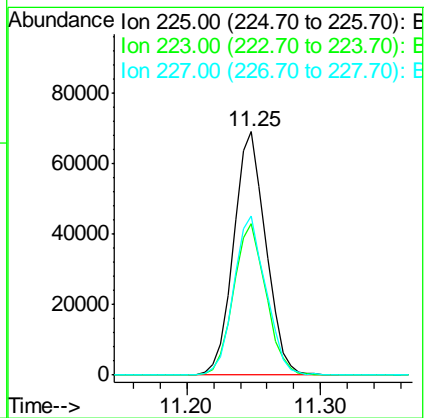
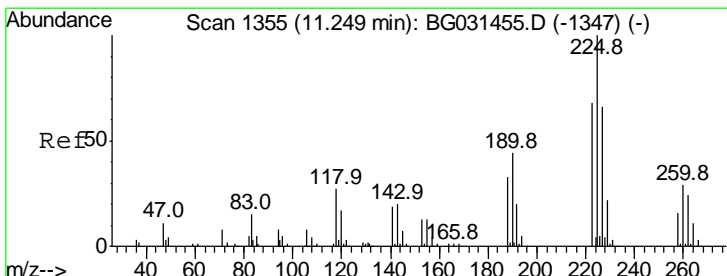
Instrument :
 BNA_G
 ClientSampled :

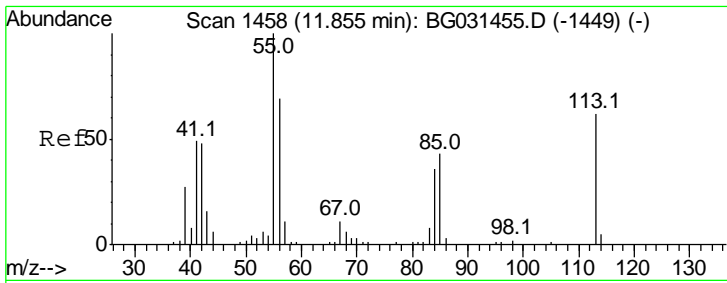
Tgt Ion	Resp	Lower	Upper
127	100		
129	30.5	24.0	36.0
65	26.2	27.0	40.4#
92	15.2	16.6	25.0#



#34
 Hexachlorobutadiene
 Concen: 42.223 ng
 RT: 11.25 min Scan# 1355
 Delta R.T. -0.00 min
 Lab File: BG031538.D
 Acq: 13 Dec 2017 21:37

Tgt Ion	Resp	Lower	Upper
225	100		
223	62.2	49.7	74.5
227	65.6	48.1	72.1

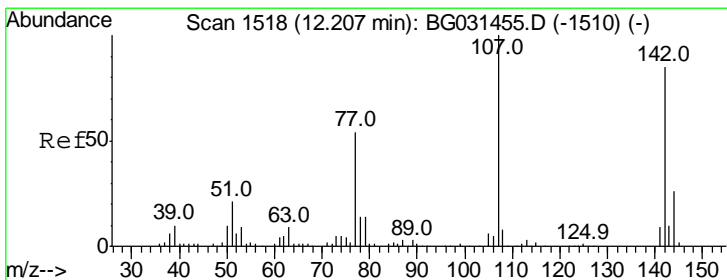
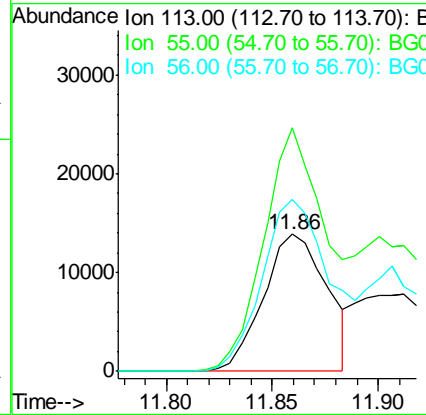
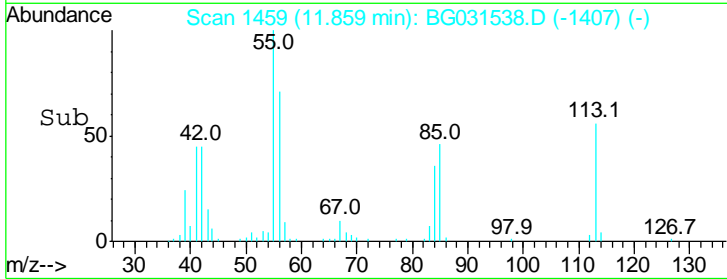
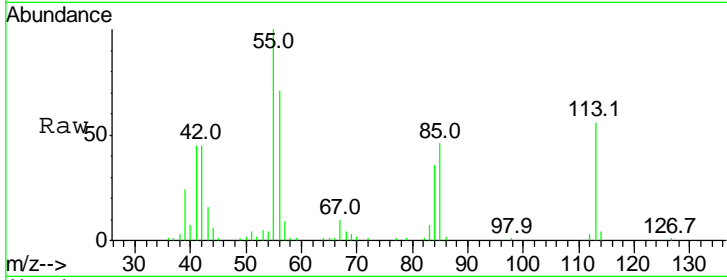




#35
 Caprolactam
 Concen: 22.981 ng
 RT: 11.86 min Scan# 1459
 Delta R.T. 0.00 min
 Lab File: BG031538.D
 Acq: 13 Dec 2017 21:37

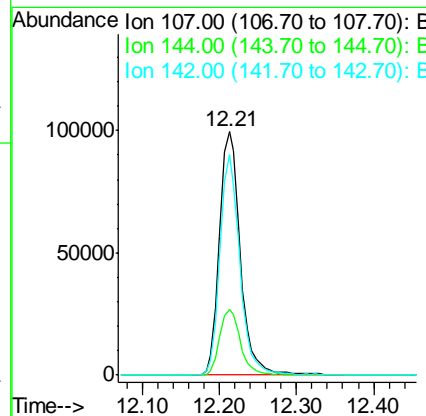
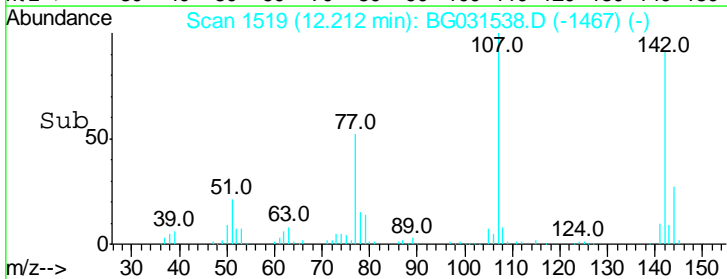
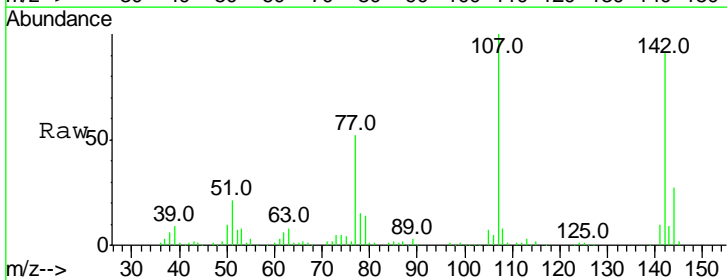
Instrument :
 BNA_G
 ClientSampled :

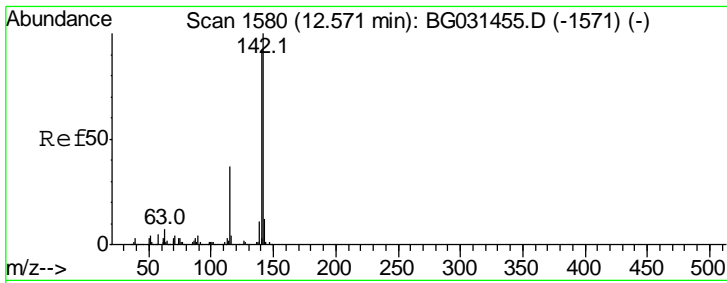
Tgt Ion	Resp	Lower	Upper
113	100		
55	177.4	186.9	226.9#
56	125.2	130.9	170.9#



#36
 4-Chloro-3-methylphenol
 Concen: 50.665 ng
 RT: 12.21 min Scan# 1519
 Delta R.T. 0.00 min
 Lab File: BG031538.D
 Acq: 13 Dec 2017 21:37

Tgt Ion	Resp	Lower	Upper
107	100		
144	27.1	18.2	27.4
142	90.6	59.0	88.4#

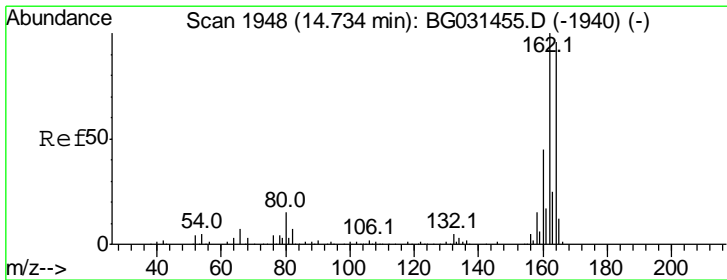
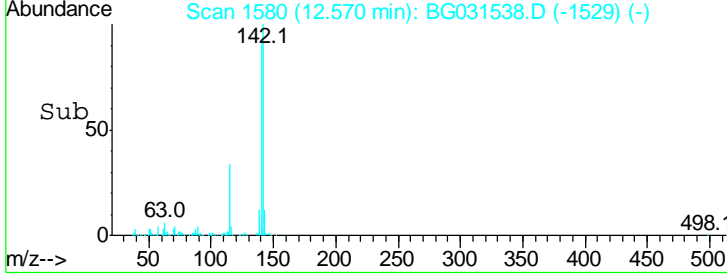
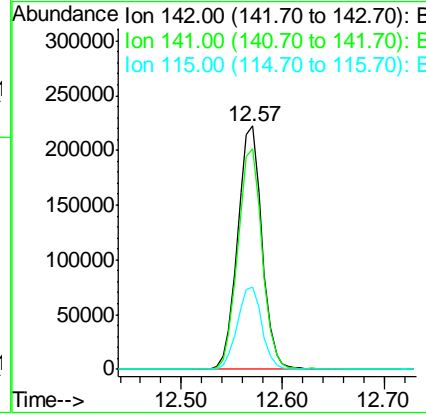
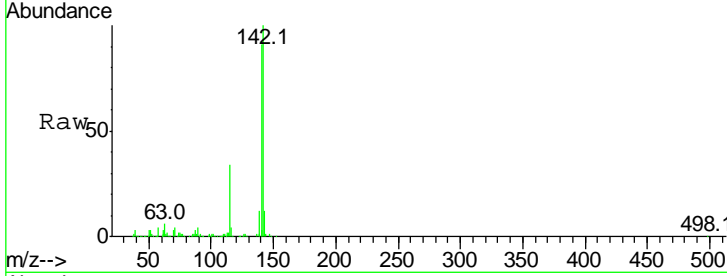




#37
 2-Methylnaphthalene
 Concen: 44.412 ng
 RT: 12.57 min Scan# 1580
 Delta R.T. -0.00 min
 Lab File: BG031538.D
 Acq: 13 Dec 2017 21:37

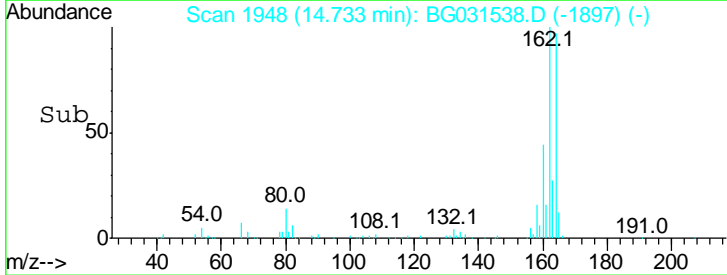
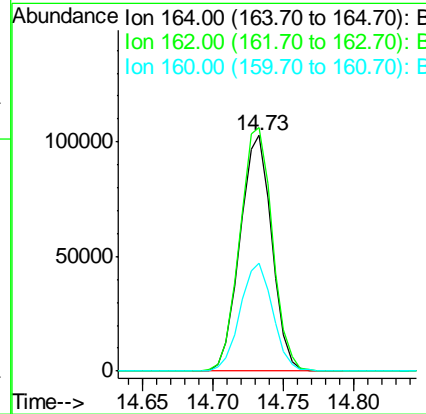
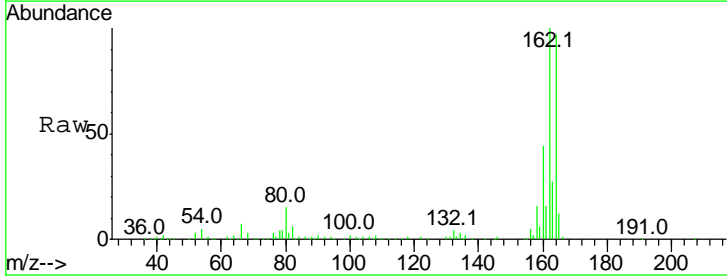
Instrument :
 BNA_G
 ClientSampled :

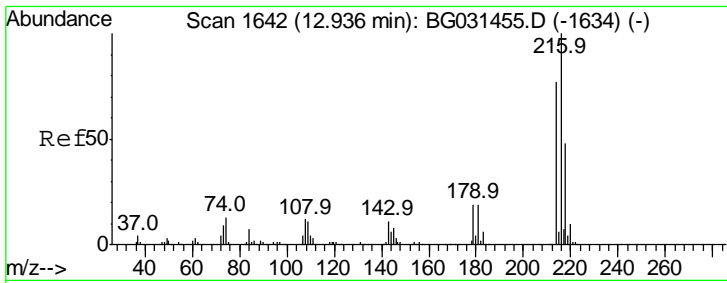
Tgt Ion	Resp	Lower	Upper
142	100		
141	90.7	67.1	100.7
115	33.6	30.7	46.1



#38
 Acenaphthene-d10
 Concen: 20.000 ng
 RT: 14.73 min Scan# 1948
 Delta R.T. -0.00 min
 Lab File: BG031538.D
 Acq: 13 Dec 2017 21:37

Tgt Ion	Resp	Lower	Upper
164	100		
162	103.3	78.8	118.2
160	45.9	35.4	53.0

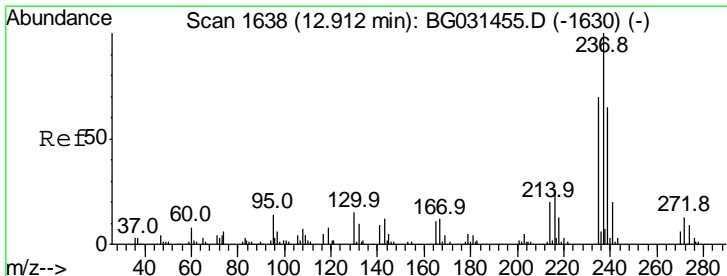
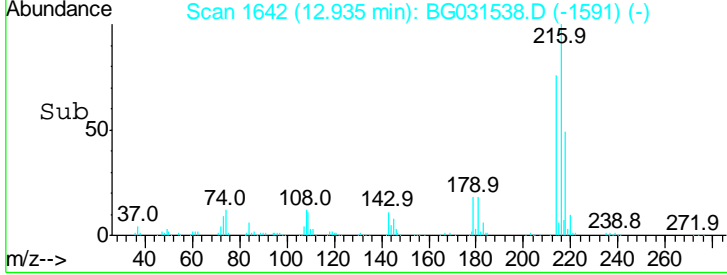
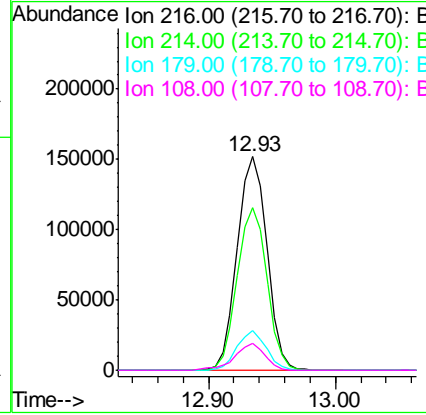
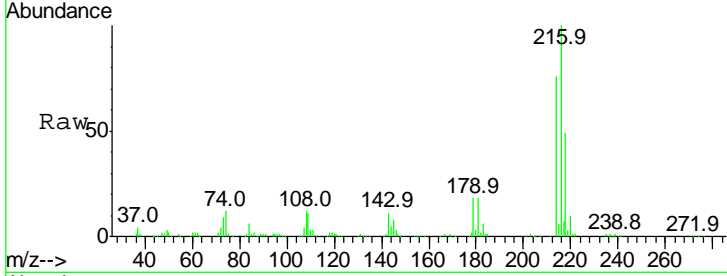




#39
 1,2,4,5-Tetrachlorobenzene
 Concen: 39.067 ng
 RT: 12.93 min Scan# 1642
 Delta R.T. -0.00 min
 Lab File: BG031538.D
 Acq: 13 Dec 2017 21:37

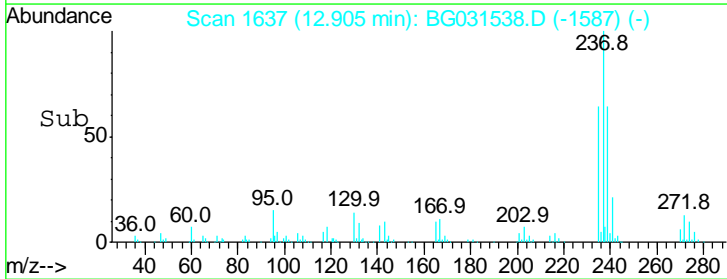
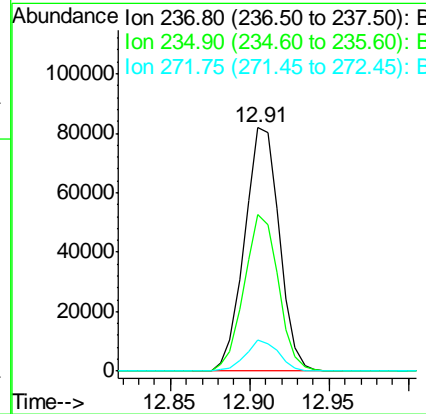
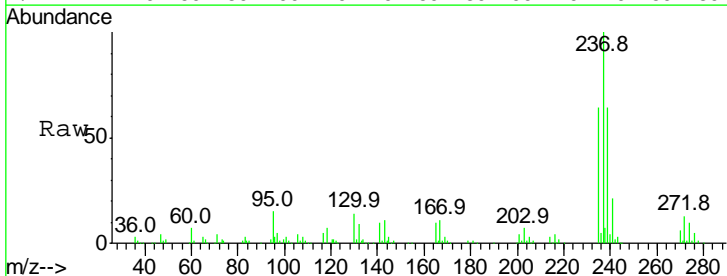
Instrument :
 BNA_G
 ClientSampled :

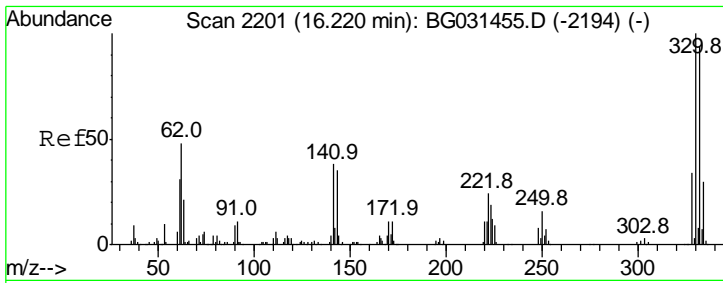
Tgt Ion	Resp	Lower	Upper
216	100		
214	76.2	63.0	94.4
179	18.1	17.0	25.6
108	12.9	12.8	19.2



#40
 Hexachlorocyclopentadiene
 Concen: 63.911 ng
 RT: 12.91 min Scan# 1637
 Delta R.T. -0.01 min
 Lab File: BG031538.D
 Acq: 13 Dec 2017 21:37

Tgt Ion	Resp	Lower	Upper
237	100		
235	64.2	50.4	90.4
272	12.6	0.0	31.8

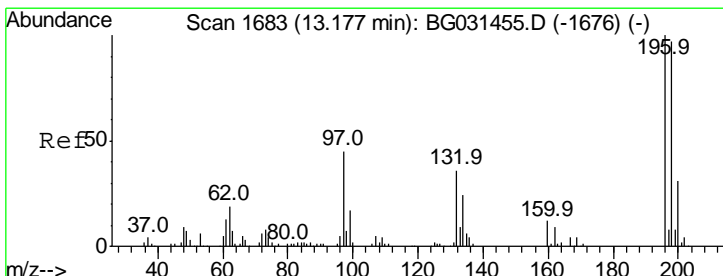
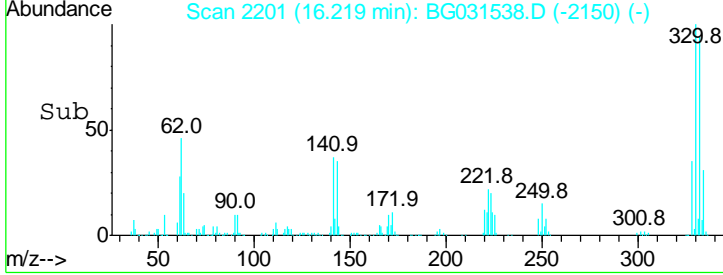
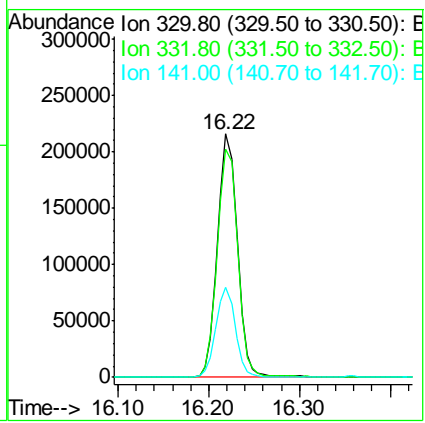
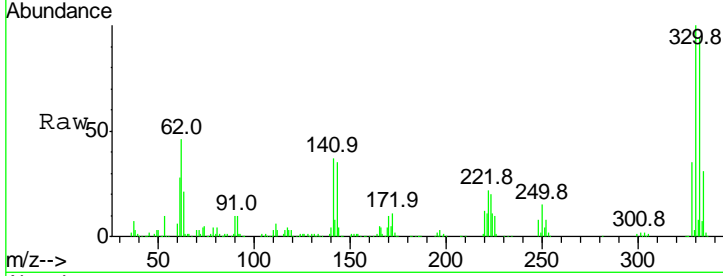




#41
 2,4,6-Tribromophenol
 Concen: 174.812 ng
 RT: 16.22 min Scan# 2201
 Delta R.T. -0.00 min
 Lab File: BG031538.D
 Acq: 13 Dec 2017 21:37

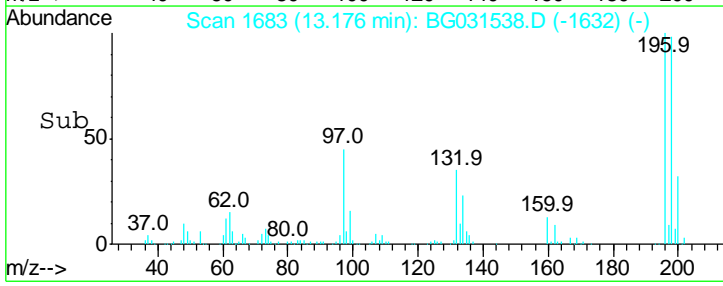
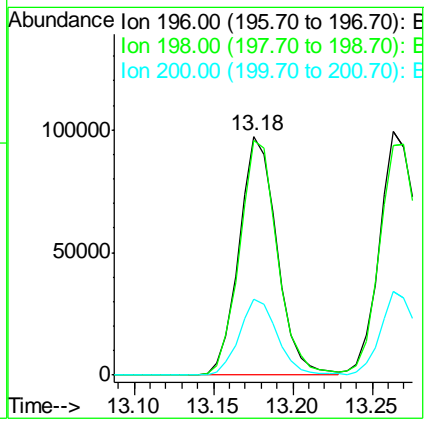
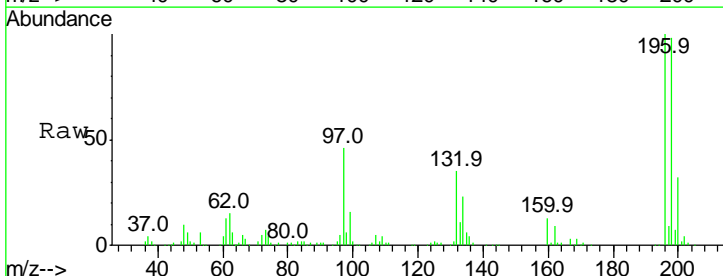
Instrument :
 BNA_G
 ClientSampled :

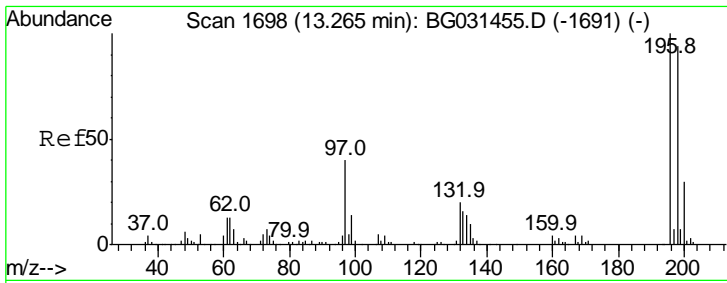
Tgt Ion	Resp	Lower	Upper
330	100		
332	96.6	77.0	115.6
141	36.2	25.2	37.8



#42
 2,4,6-Trichlorophenol
 Concen: 49.989 ng
 RT: 13.18 min Scan# 1683
 Delta R.T. -0.00 min
 Lab File: BG031538.D
 Acq: 13 Dec 2017 21:37

Tgt Ion	Resp	Lower	Upper
196	100		
198	98.5	78.2	117.2
200	31.7	24.6	36.8

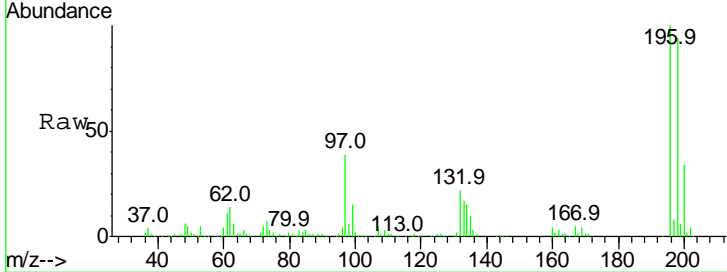




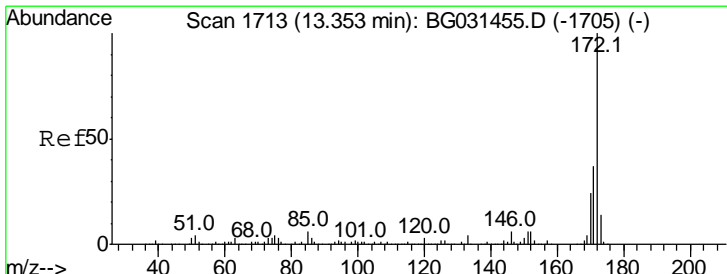
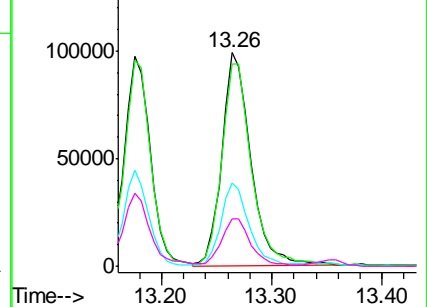
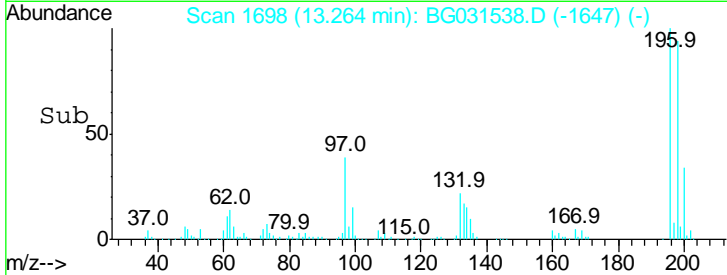
#43
 2,4,5-Trichlorophenol
 Concen: 51.773 ng
 RT: 13.26 min Scan# 1698
 Delta R.T. -0.00 min
 Lab File: BG031538.D
 Acq: 13 Dec 2017 21:37

Instrument :
 BNA_G
 ClientSampled :

Tgt Ion	Resp	Lower	Upper
196	100		
198	94.5	76.2	114.4
97	39.1	38.7	58.1
132	22.1	20.2	30.2

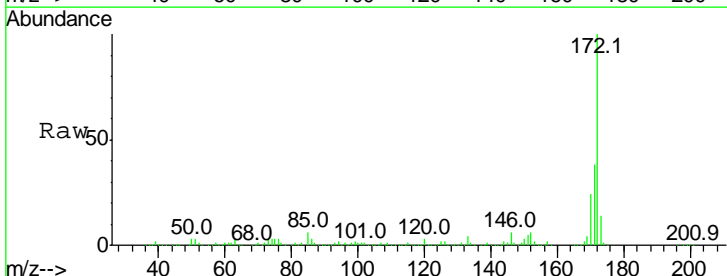


Abundance Ion 196.00 (195.70 to 196.70): E
 Ion 198.00 (197.70 to 198.70): E
 Ion 97.00 (96.70 to 97.70): BGC
 Ion 132.00 (131.70 to 132.70): E

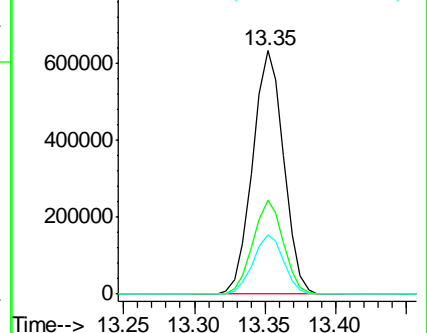
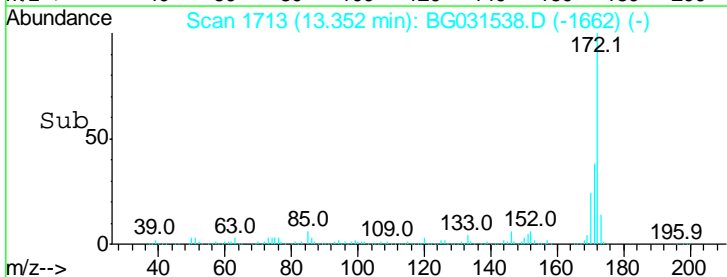


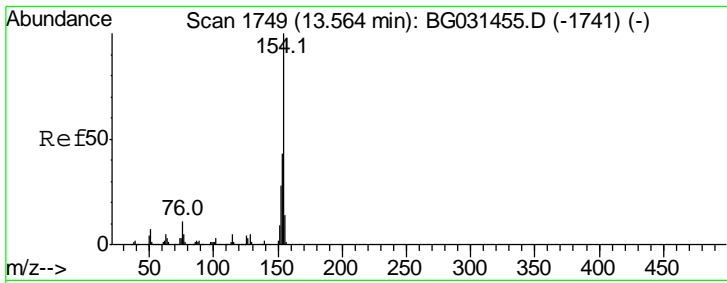
#44
 2-Fluorobiphenyl
 Concen: 88.818 ng
 RT: 13.35 min Scan# 1713
 Delta R.T. -0.00 min
 Lab File: BG031538.D
 Acq: 13 Dec 2017 21:37

Tgt Ion	Resp	Lower	Upper
172	100		
171	38.4	30.0	45.0
170	24.4	19.5	29.3



Abundance Ion 172.00 (171.70 to 172.70): E
 Ion 171.00 (170.70 to 171.70): E
 Ion 170.00 (169.70 to 170.70): E

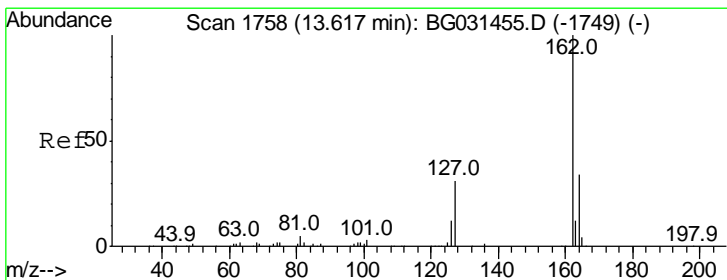
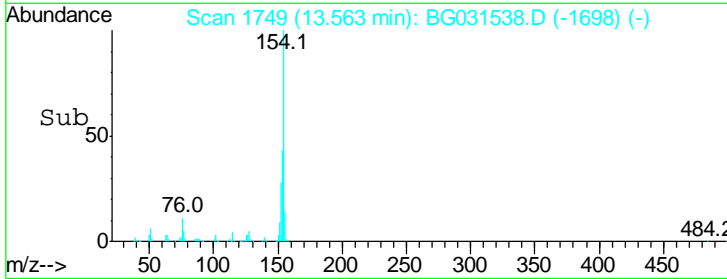
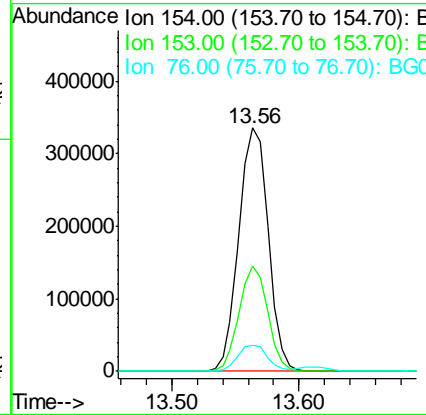
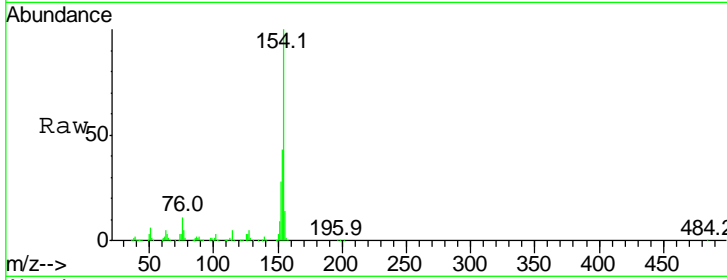




#45
 1,1'-Biphenyl
 Concen: 40.549 ng
 RT: 13.56 min Scan# 1749
 Delta R.T. -0.00 min
 Lab File: BG031538.D
 Acq: 13 Dec 2017 21:37

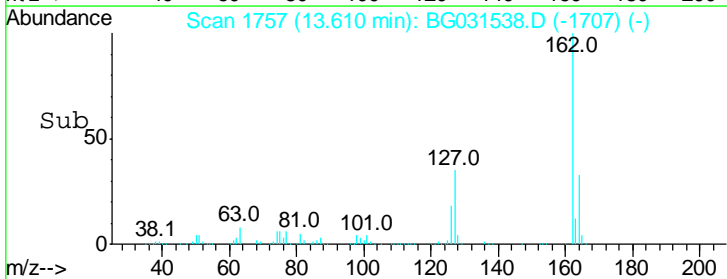
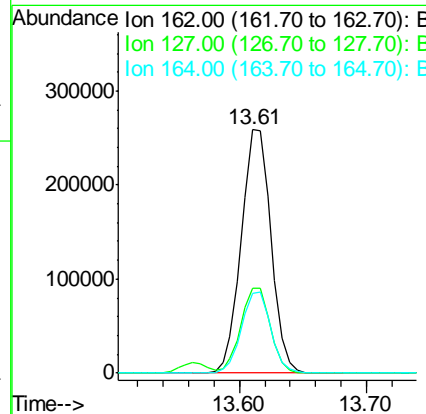
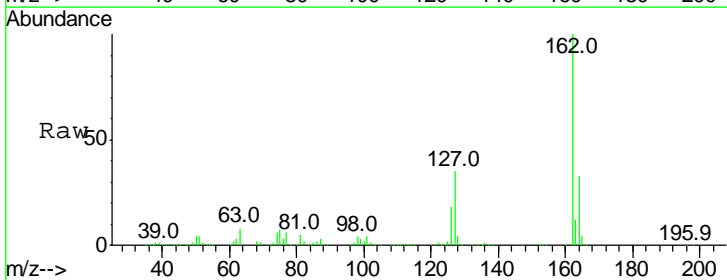
Instrument :
 BNA_G
 ClientSampled :

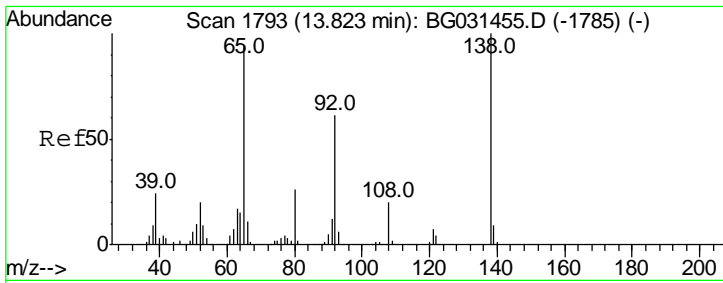
Tgt Ion	Resp	Lower	Upper
154	100		
153	43.4	19.8	59.8
76	10.8	0.0	31.9



#46
 2-Chloronaphthalene
 Concen: 43.287 ng
 RT: 13.61 min Scan# 1757
 Delta R.T. -0.01 min
 Lab File: BG031538.D
 Acq: 13 Dec 2017 21:37

Tgt Ion	Resp	Lower	Upper
162	100		
127	34.8	30.7	46.1
164	32.9	26.0	39.0

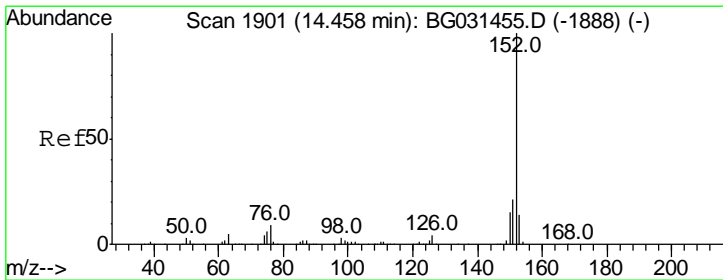
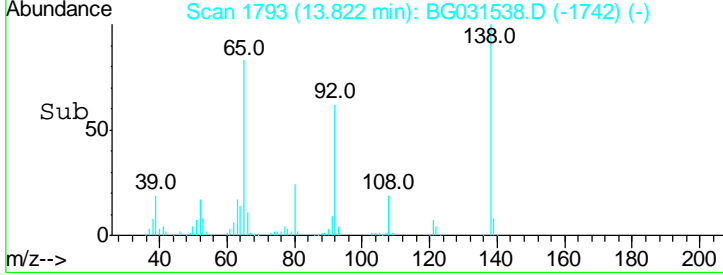
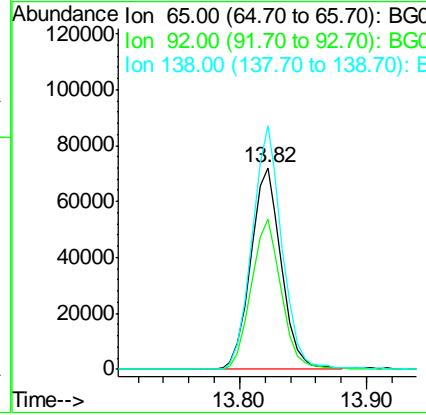
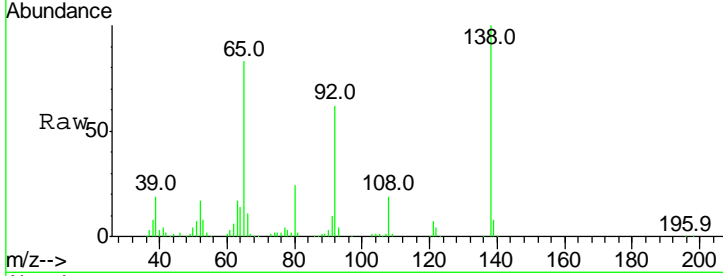




#47
 2-Nitroaniline
 Concen: 44.370 ng
 RT: 13.82 min Scan# 1793
 Delta R.T. -0.00 min
 Lab File: BG031538.D
 Acq: 13 Dec 2017 21:37

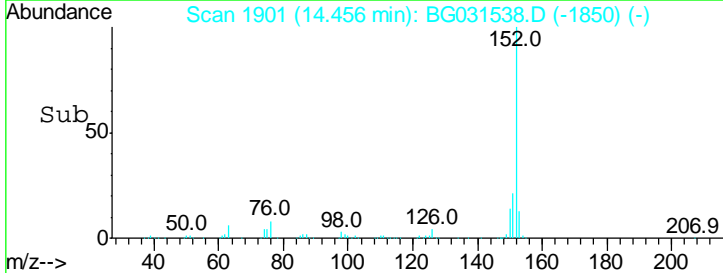
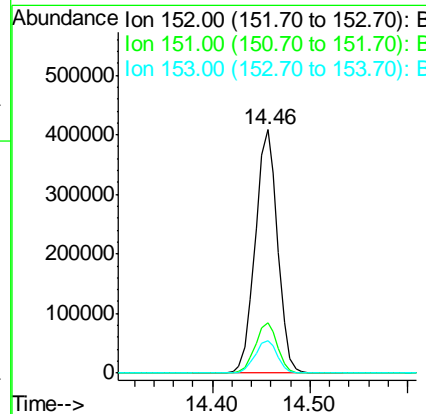
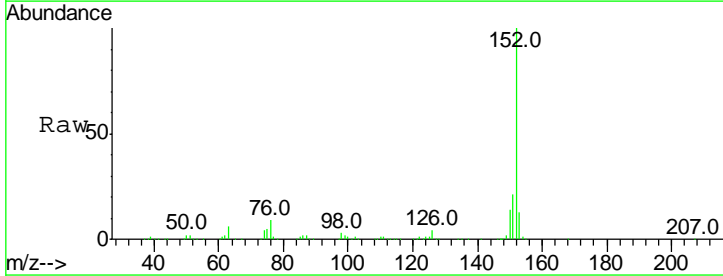
Instrument :
 BNA_G
 ClientSampled :

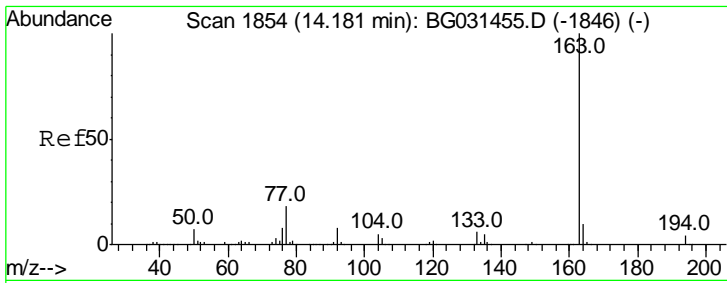
Tgt Ion	Resp	Lower	Upper
65	100		
92	74.8	54.6	82.0
138	120.8	72.9	109.3#



#48
 Acenaphthylene
 Concen: 42.072 ng
 RT: 14.46 min Scan# 1901
 Delta R.T. -0.00 min
 Lab File: BG031538.D
 Acq: 13 Dec 2017 21:37

Tgt Ion	Resp	Lower	Upper
152	100		
151	20.6	17.2	25.8
153	13.5	10.2	15.4

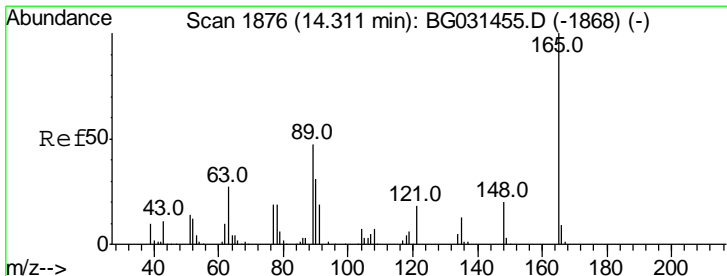
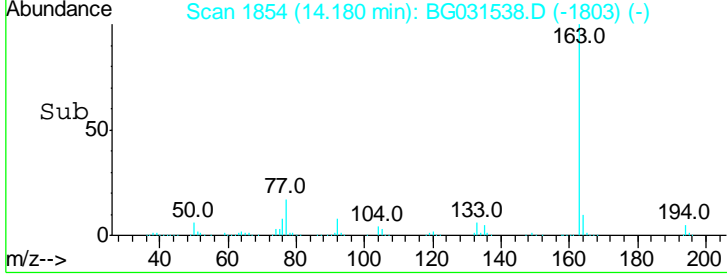
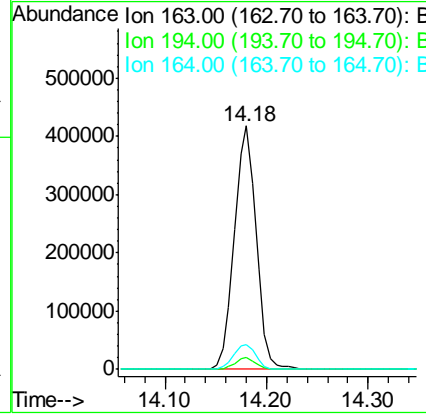
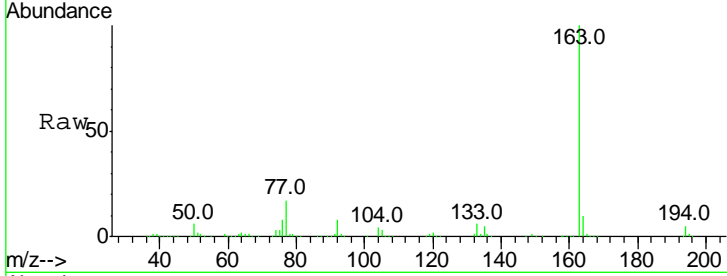




#49
 Dimethylphthalate
 Concen: 46.839 ng
 RT: 14.18 min Scan# 1854
 Delta R.T. -0.00 min
 Lab File: BG031538.D
 Acq: 13 Dec 2017 21:37

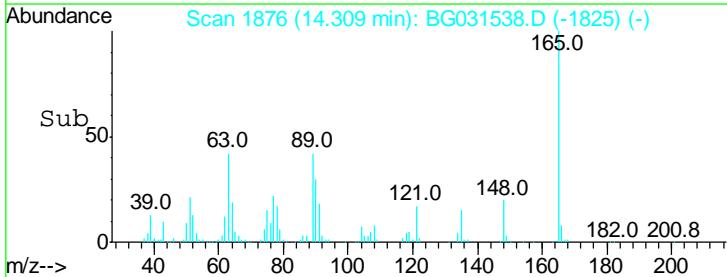
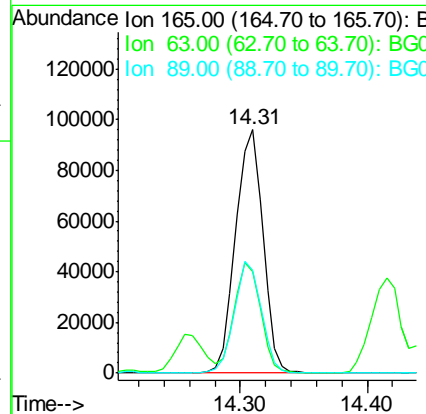
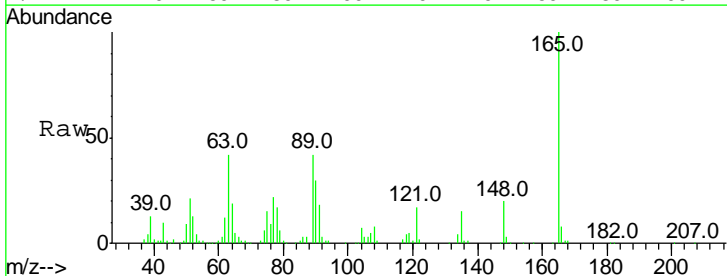
Instrument :
 BNA_G
 ClientSampled :

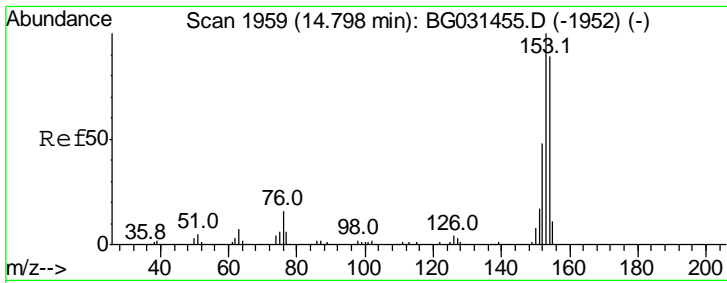
Tgt Ion	Resp	Lower	Upper
163	100		
194	4.7	3.4	5.2
164	10.2	8.2	12.4



#50
 2,6-Dinitrotoluene
 Concen: 50.038 ng
 RT: 14.31 min Scan# 1876
 Delta R.T. -0.00 min
 Lab File: BG031538.D
 Acq: 13 Dec 2017 21:37

Tgt Ion	Resp	Lower	Upper
165	100		
63	41.9	52.7	79.1#
89	42.1	49.2	73.8#

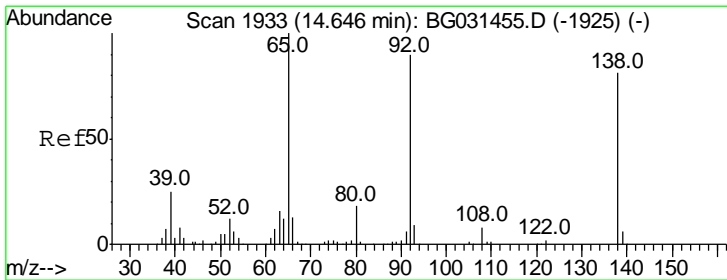
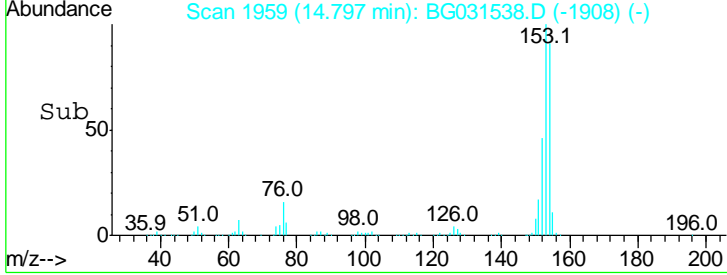
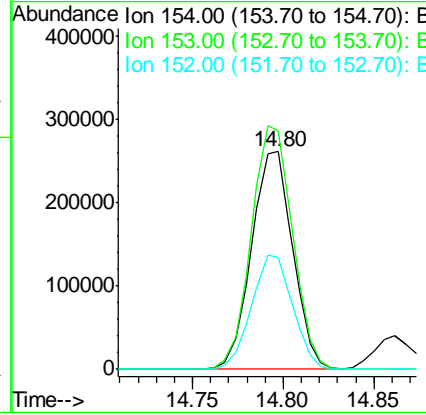
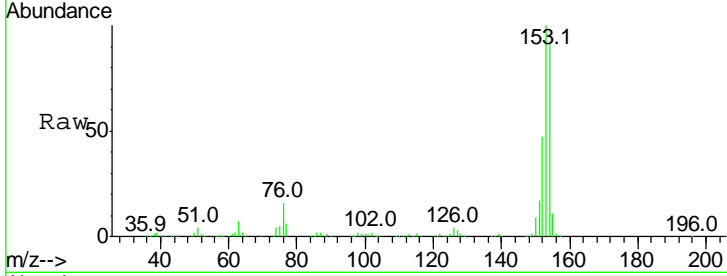




#51
 Acenaphthene
 Concen: 41.770 ng
 RT: 14.80 min Scan# 1959
 Delta R.T. -0.00 min
 Lab File: BG031538.D
 Acq: 13 Dec 2017 21:37

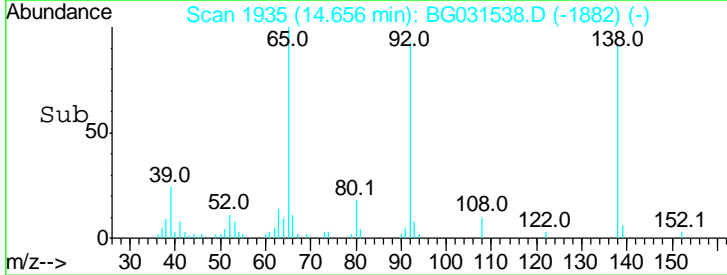
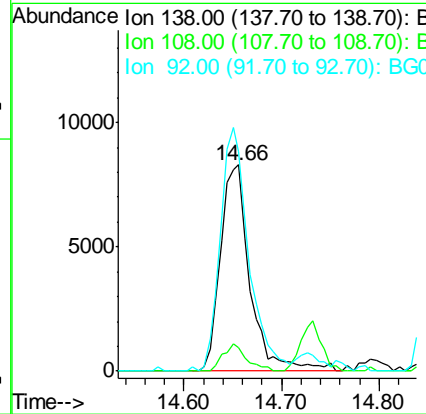
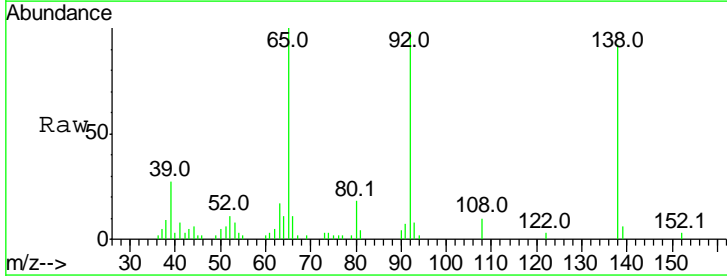
Instrument :
 BNA_G
 ClientSampled :

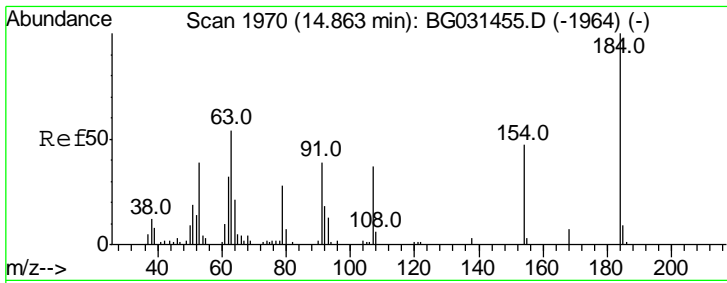
Tgt Ion	Resp	Lower	Upper
154	100		
153	109.6	90.4	135.6
152	51.0	41.6	62.4



#52
 3-Nitroaniline
 Concen: 5.961 ng
 RT: 14.66 min Scan# 1935
 Delta R.T. 0.01 min
 Lab File: BG031538.D
 Acq: 13 Dec 2017 21:37

Tgt Ion	Resp	Lower	Upper
138	100		
108	11.1	17.5	26.3#
92	106.1	105.8	158.8

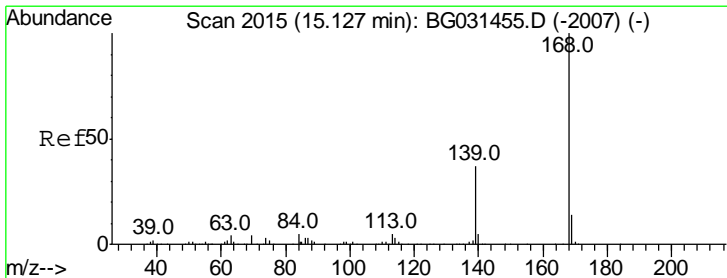
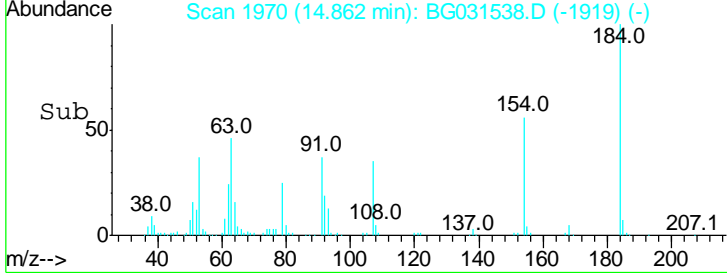
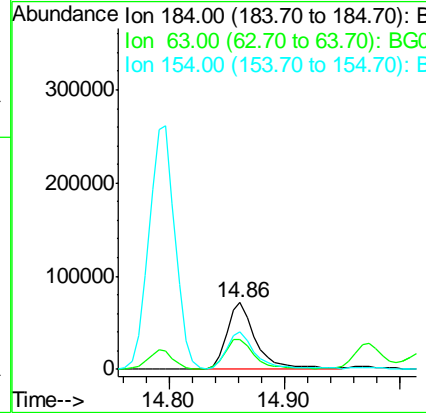
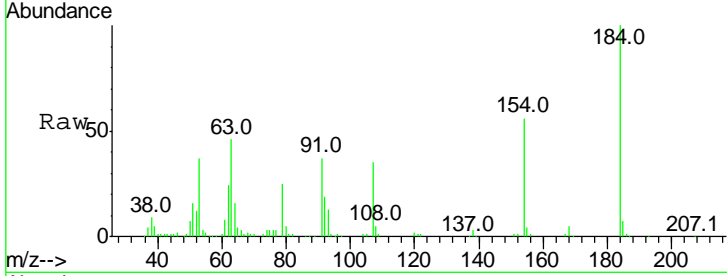




#53
 2,4-Dinitrophenol
 Concen: 101.762 ng
 RT: 14.86 min Scan# 1970
 Delta R.T. -0.00 min
 Lab File: BG031538.D
 Acq: 13 Dec 2017 21:37

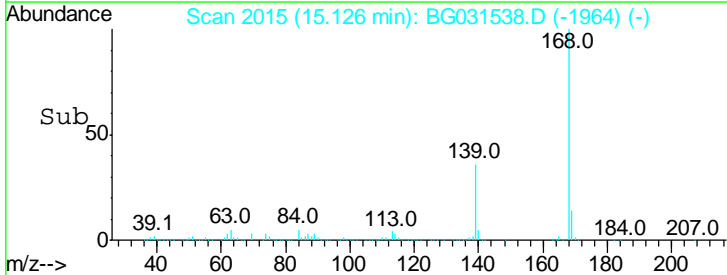
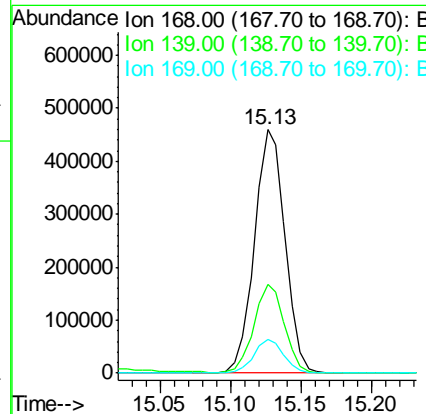
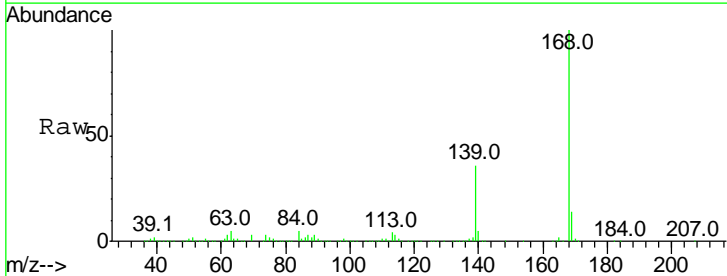
Instrument :
 BNA_G
 ClientSampled :

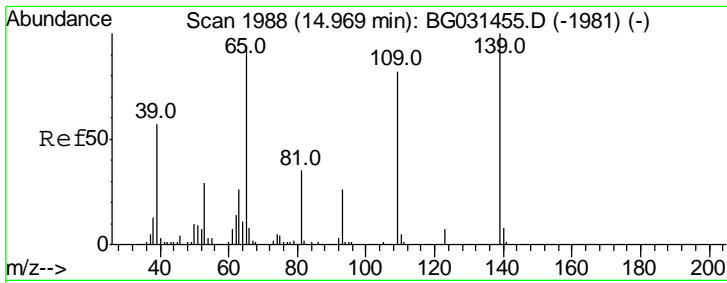
Tgt Ion	Resp	Lower	Upper
184	100		
63	45.5	59.8	89.8#
154	55.9	101.8	152.8#



#54
 Dibenzofuran
 Concen: 44.292 ng
 RT: 15.13 min Scan# 2015
 Delta R.T. -0.00 min
 Lab File: BG031538.D
 Acq: 13 Dec 2017 21:37

Tgt Ion	Resp	Lower	Upper
168	100		
139	36.2	28.6	43.0
169	13.7	11.2	16.8

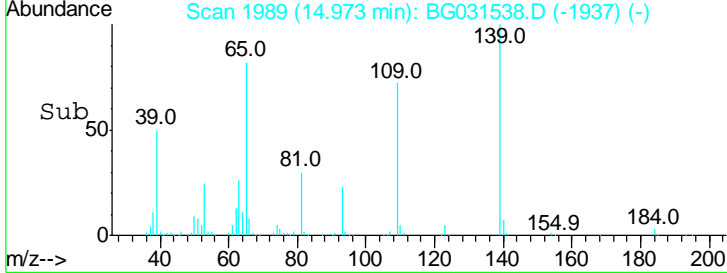
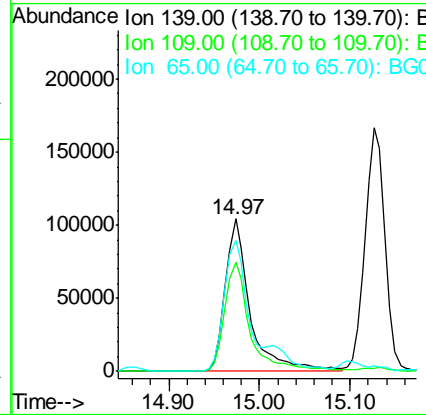
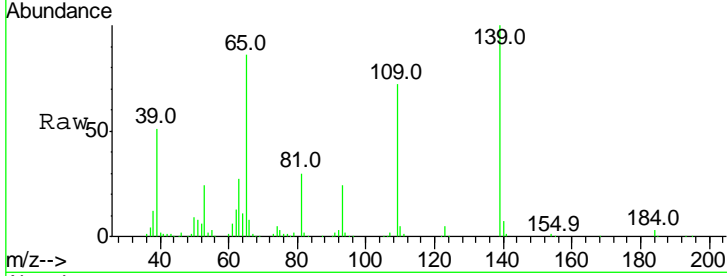




#55
 4-Nitrophenol
 Concen: 99.995 ng
 RT: 14.97 min Scan# 1989
 Delta R.T. 0.01 min
 Lab File: BG031538.D
 Acq: 13 Dec 2017 21:37

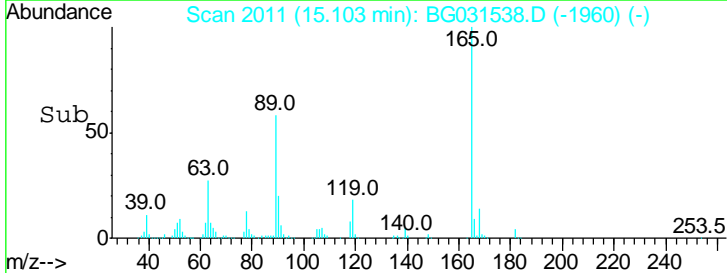
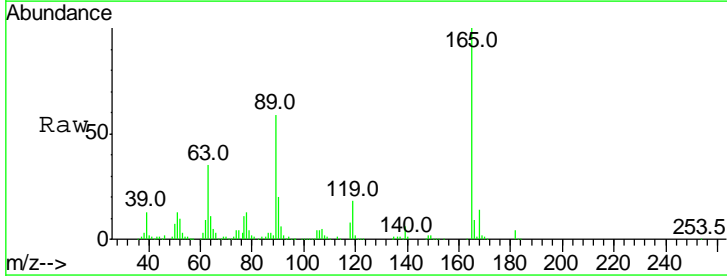
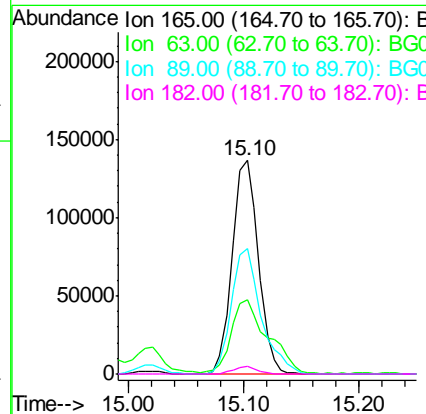
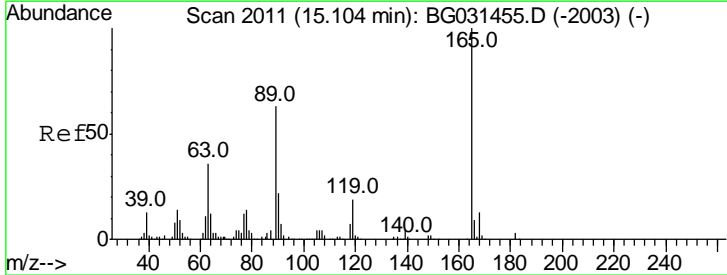
Instrument :
 BNA_G
 ClientSampled :

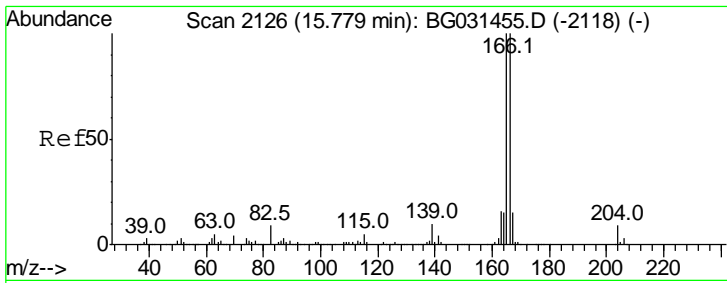
Tgt Ion	Resp	Lower	Upper
139	100		
109	71.7	62.2	102.2
65	86.1	97.2	137.2#



#56
 2,4-Dinitrotoluene
 Concen: 52.896 ng
 RT: 15.10 min Scan# 2011
 Delta R.T. -0.00 min
 Lab File: BG031538.D
 Acq: 13 Dec 2017 21:37

Tgt Ion	Resp	Lower	Upper
165	100		
63	34.9	42.0	63.0#
89	58.9	66.9	100.3#
182	3.7	2.6	3.8

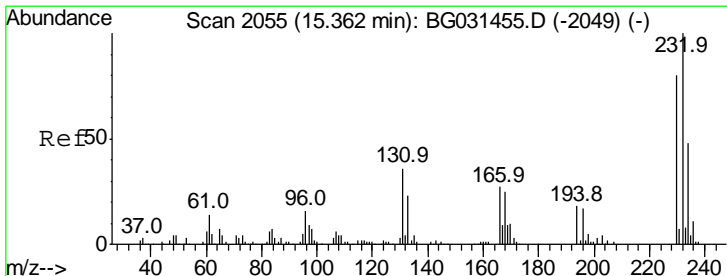
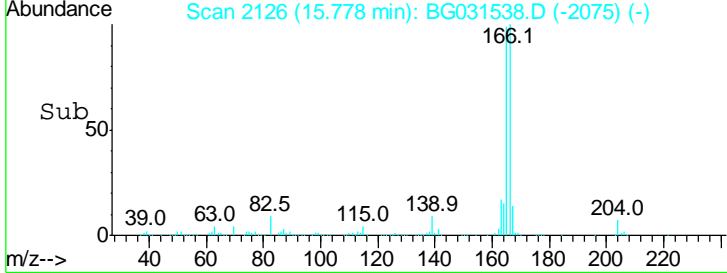
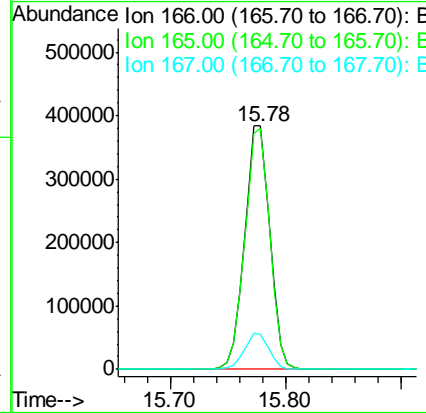
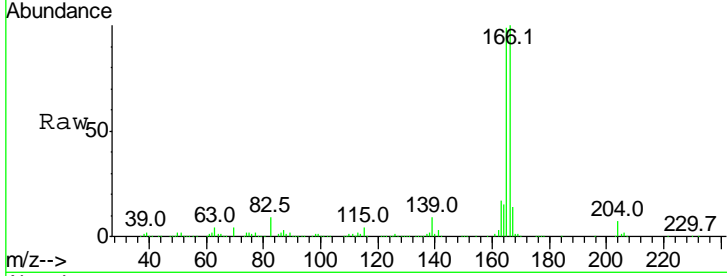




#57
 Fluorene
 Concen: 45.806 ng
 RT: 15.78 min Scan# 2126
 Delta R.T. -0.00 min
 Lab File: BG031538.D
 Acq: 13 Dec 2017 21:37

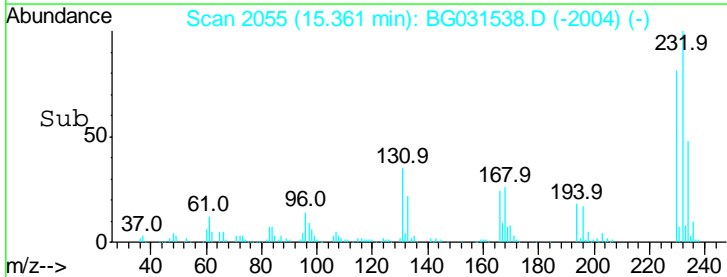
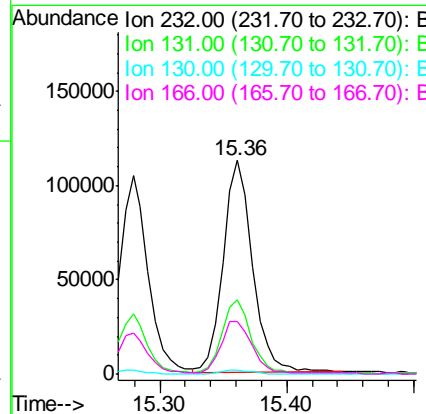
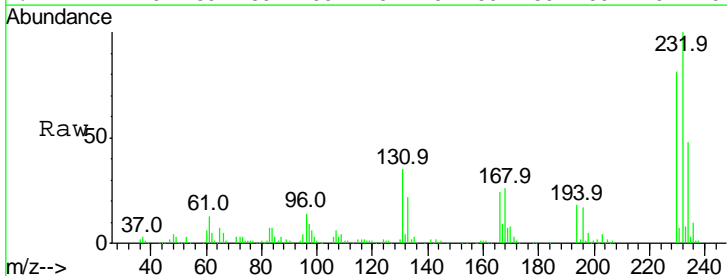
Instrument :
 BNA_G
 ClientSampled :

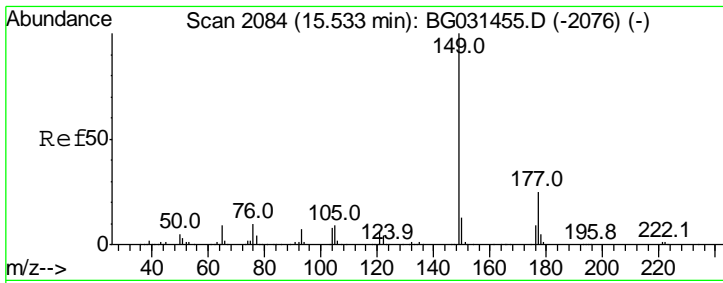
Tgt Ion	Resp	Lower	Upper
166	100		
165	99.1	80.6	121.0
167	14.1	10.4	15.6



#58
 2,3,4,6-Tetrachlorophenol
 Concen: 55.765 ng
 RT: 15.36 min Scan# 2055
 Delta R.T. -0.00 min
 Lab File: BG031538.D
 Acq: 13 Dec 2017 21:37

Tgt Ion	Resp	Lower	Upper
232	100		
131	35.3	33.5	50.3
130	1.9	2.2	3.2#
166	26.8	24.8	37.2

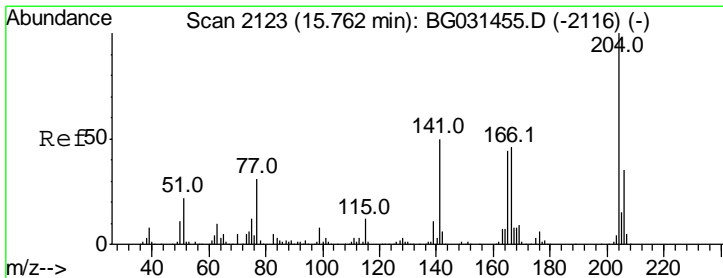
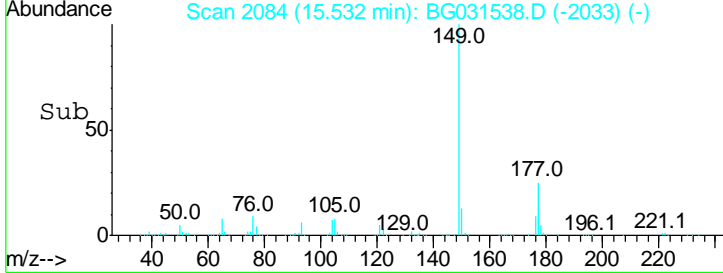
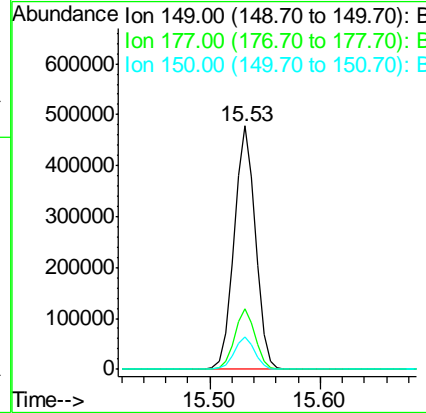
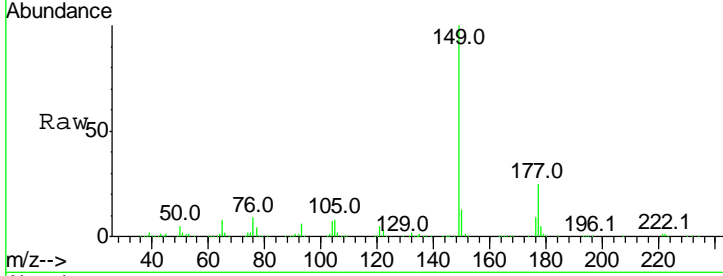




#59
 Diethylphthalate
 Concen: 48.059 ng
 RT: 15.53 min Scan# 2084
 Delta R.T. -0.00 min
 Lab File: BG031538.D
 Acq: 13 Dec 2017 21:37

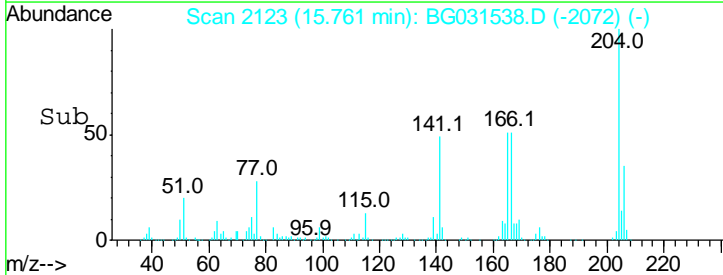
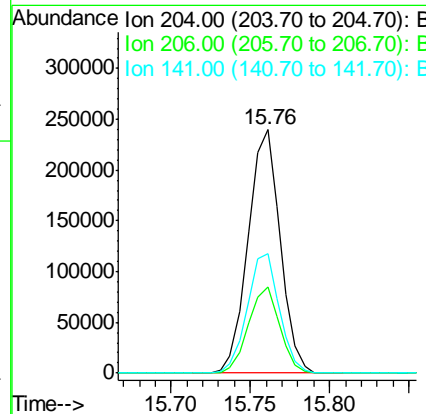
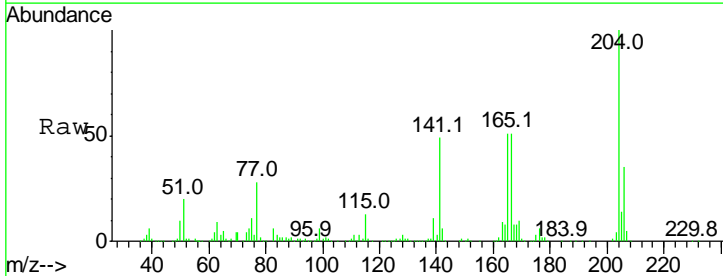
Instrument :
 BNA_G
 ClientSampled :

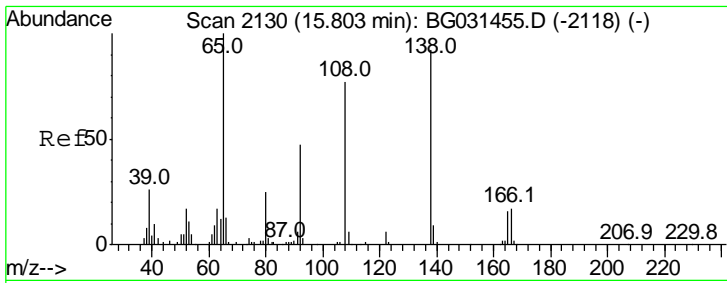
Tgt Ion	Resp	Lower	Upper
149	100		
177	24.7	18.5	27.7
150	13.1	10.2	15.2



#60
 4-Chlorophenyl-phenylether
 Concen: 43.565 ng
 RT: 15.76 min Scan# 2123
 Delta R.T. -0.00 min
 Lab File: BG031538.D
 Acq: 13 Dec 2017 21:37

Tgt Ion	Resp	Lower	Upper
204	100		
206	35.2	26.2	39.2
141	48.9	45.8	68.6

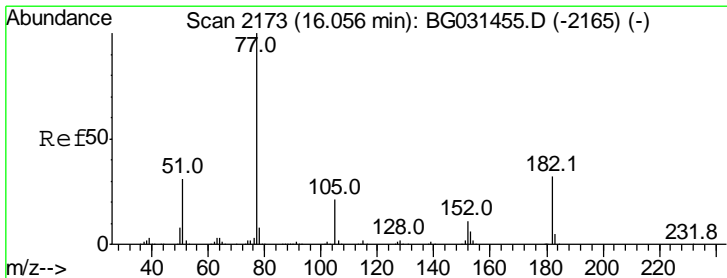
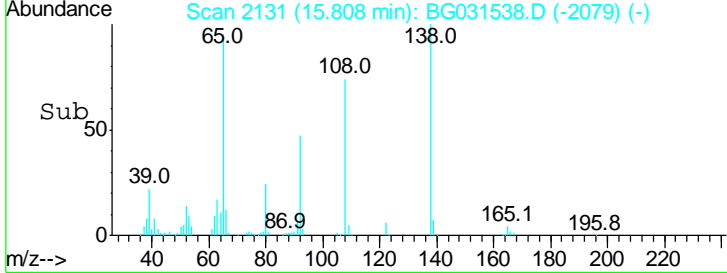
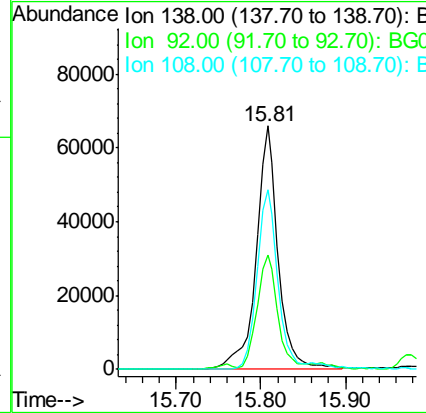
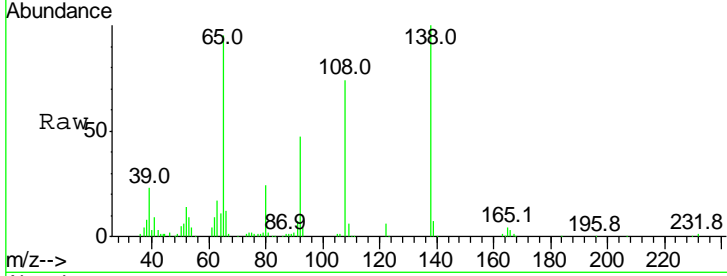




#61
 4-Nitroaniline
 Concen: 39.490 ng
 RT: 15.81 min Scan# 2131
 Delta R.T. 0.00 min
 Lab File: BG031538.D
 Acq: 13 Dec 2017 21:37

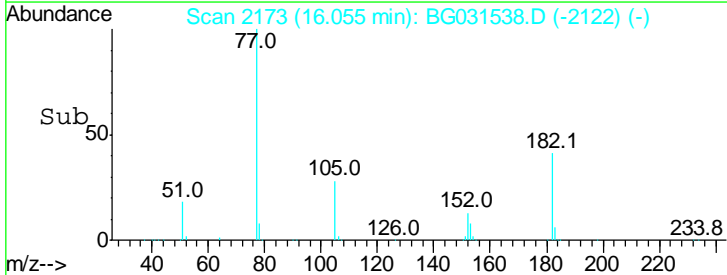
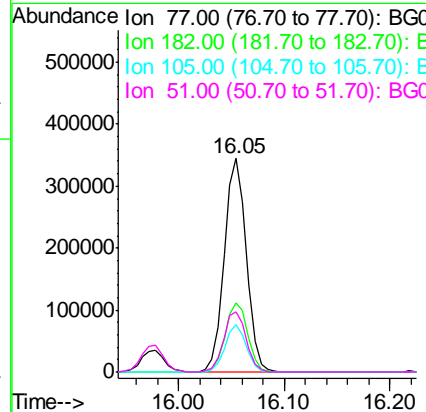
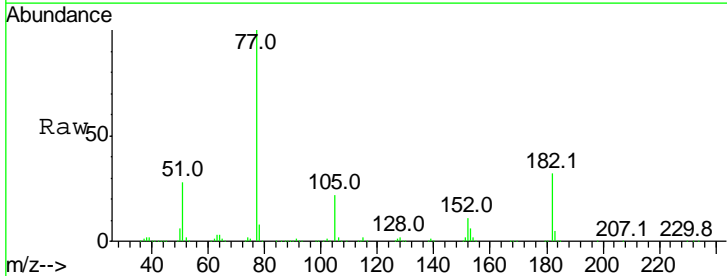
Instrument :
 BNA_G
 ClientSampled :

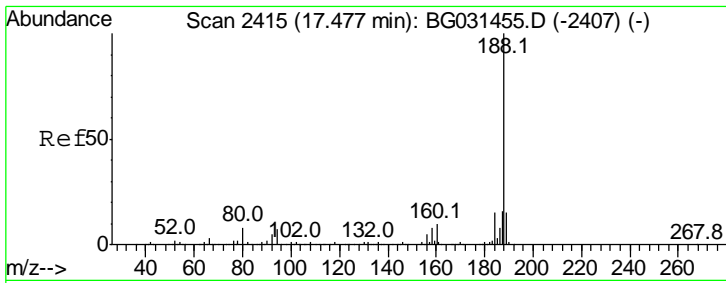
Tgt Ion	Resp	Lower	Upper
138	120718		
92	46.8	40.1	80.1
108	73.9	65.4	105.4



#62
 Azobenzene
 Concen: 45.079 ng
 RT: 16.05 min Scan# 2173
 Delta R.T. -0.00 min
 Lab File: BG031538.D
 Acq: 13 Dec 2017 21:37

Tgt Ion	Resp	Lower	Upper
77	500415		
182	32.4	7.4	47.4
105	22.2	0.3	40.3
51	28.4	11.6	51.6

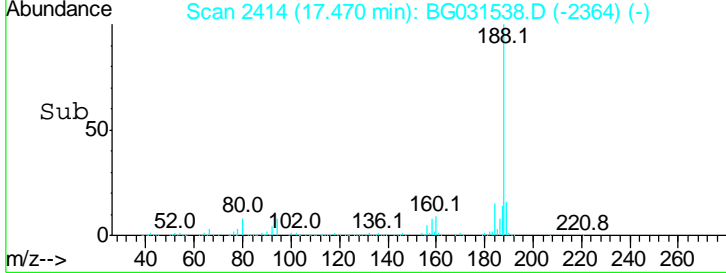
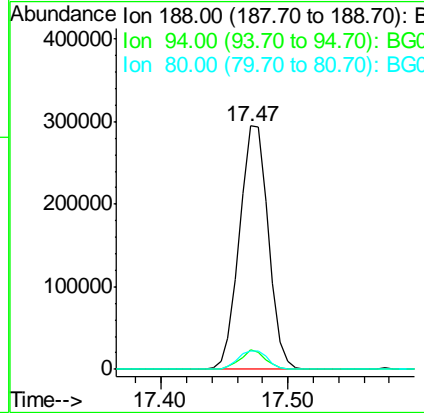
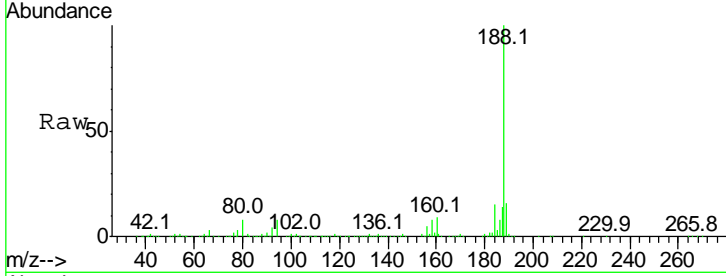




#63
 Phenanthrene-d10
 Concen: 20.000 ng
 RT: 17.47 min Scan# 2414
 Delta R.T. -0.01 min
 Lab File: BG031538.D
 Acq: 13 Dec 2017 21:37

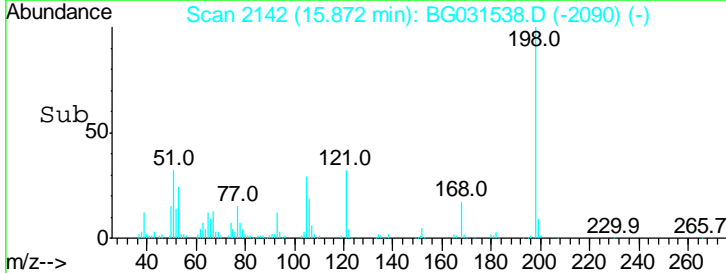
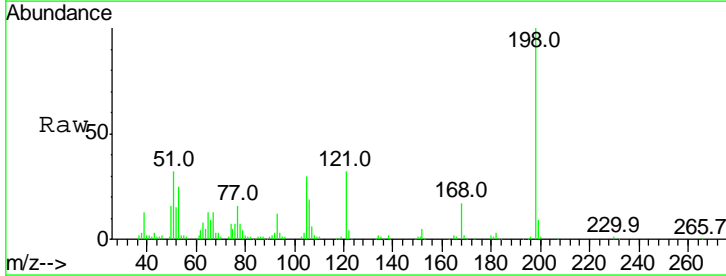
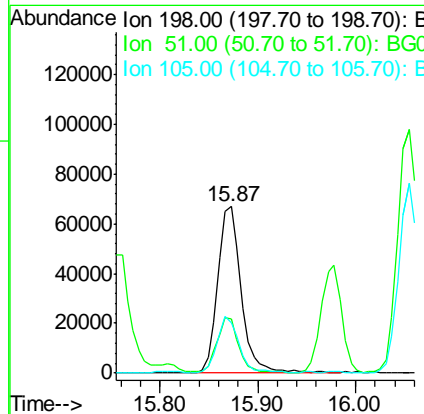
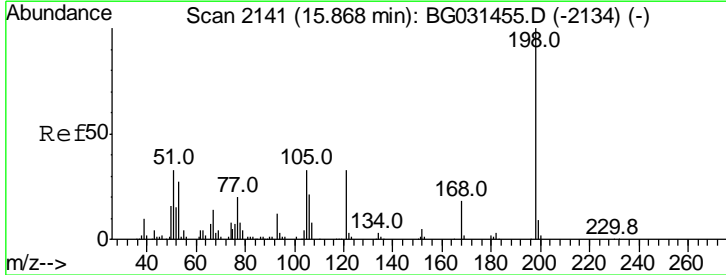
Instrument :
 BNA_G
 ClientSampled :

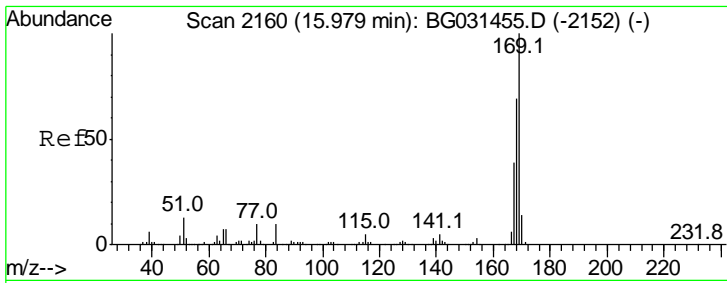
Tgt Ion	Resp	Lower	Upper
188	100		
94	7.8	6.9	10.3
80	7.5	7.7	11.5#



#64
 4,6-Dinitro-2-methylphenol
 Concen: 40.738 ng
 RT: 15.87 min Scan# 2142
 Delta R.T. 0.01 min
 Lab File: BG031538.D
 Acq: 13 Dec 2017 21:37

Tgt Ion	Resp	Lower	Upper
198	100		
51	32.4	30.6	70.6
105	30.1	23.8	63.8

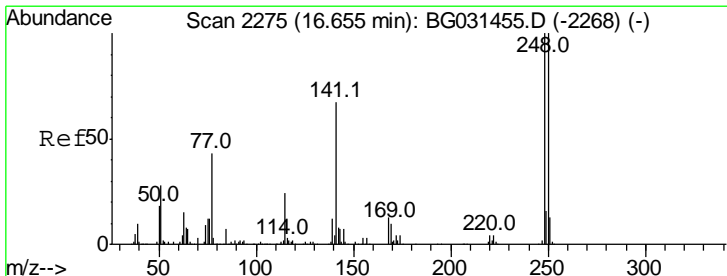
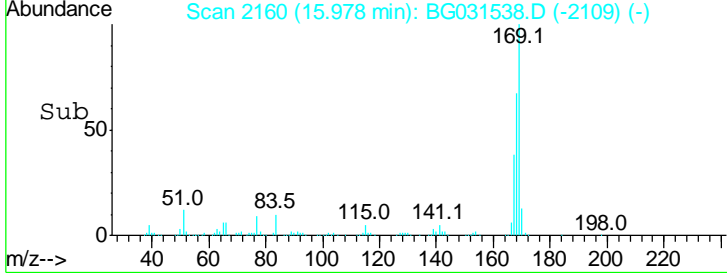
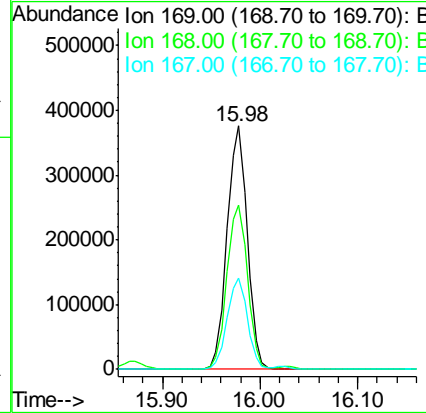
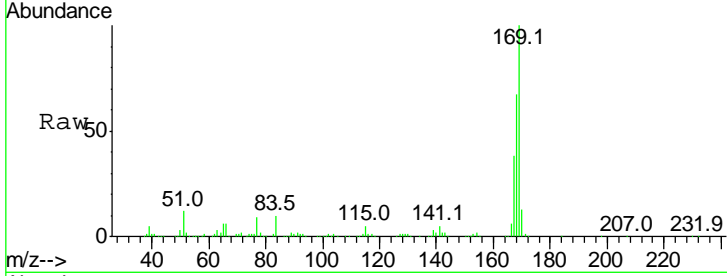




#65
 n-Nitrosodiphenylamine
 Concen: 39.704 ng
 RT: 15.98 min Scan# 2160
 Delta R.T. -0.00 min
 Lab File: BG031538.D
 Acq: 13 Dec 2017 21:37

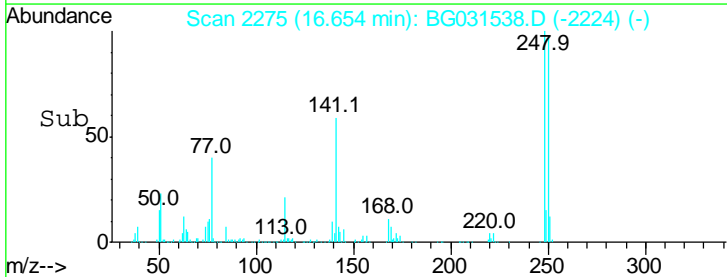
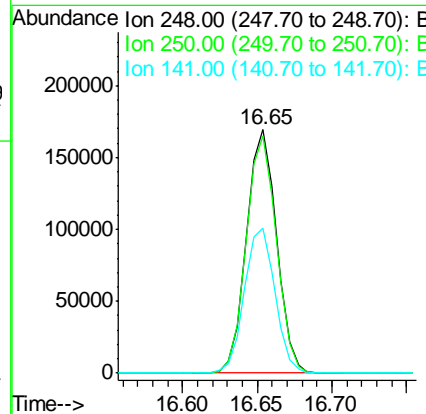
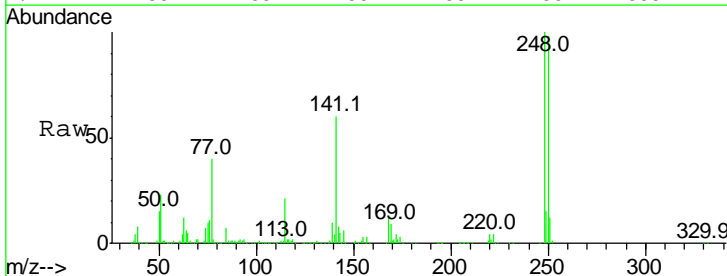
Instrument :
 BNA_G
 ClientSampled :

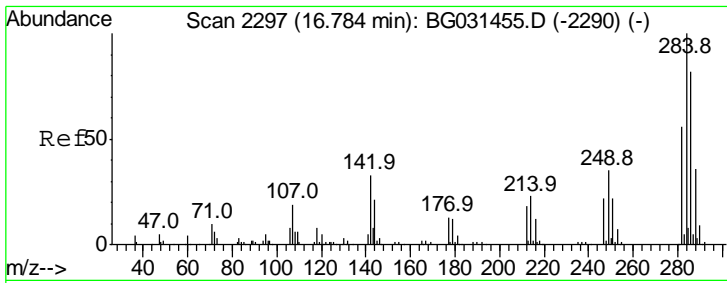
Tgt Ion	Resp	Lower	Upper
169	100		
168	67.5	55.7	83.5
167	37.6	30.1	45.1



#66
 4-Bromophenyl-phenylether
 Concen: 43.661 ng
 RT: 16.65 min Scan# 2275
 Delta R.T. -0.00 min
 Lab File: BG031538.D
 Acq: 13 Dec 2017 21:37

Tgt Ion	Resp	Lower	Upper
248	100		
250	97.6	77.1	115.7
141	59.8	50.8	76.2

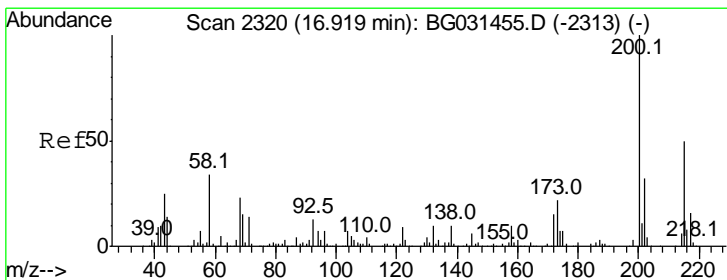
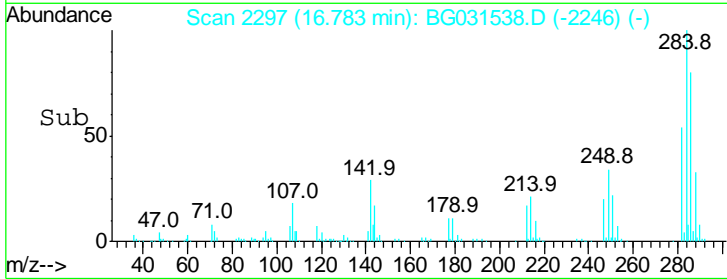
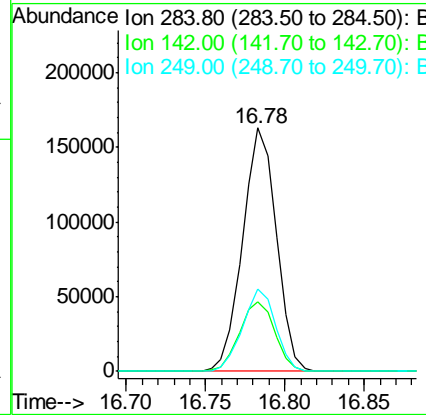
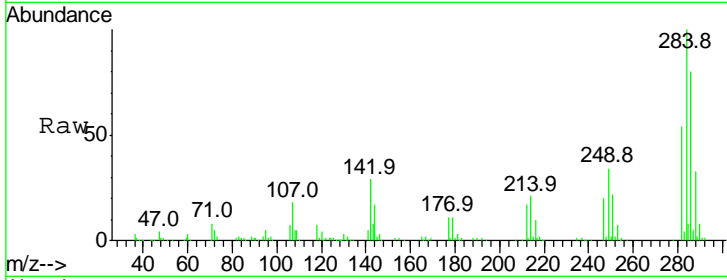




#67
 Hexachlorobenzene
 Concen: 43.121 ng
 RT: 16.78 min Scan# 2297
 Delta R.T. -0.00 min
 Lab File: BG031538.D
 Acq: 13 Dec 2017 21:37

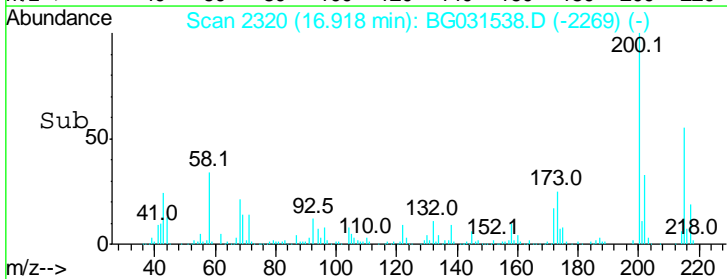
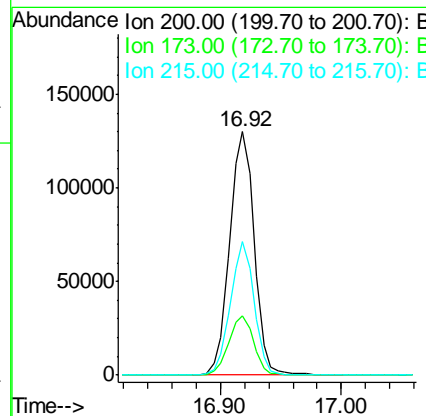
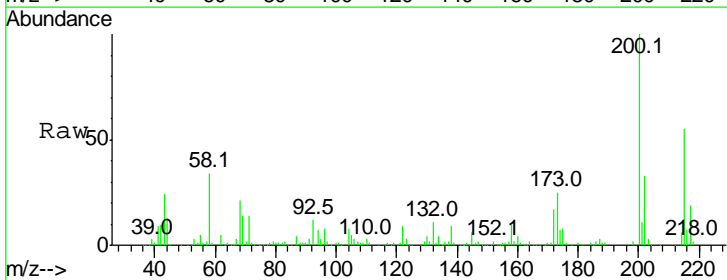
Instrument :
 BNA_G
 ClientSampled :

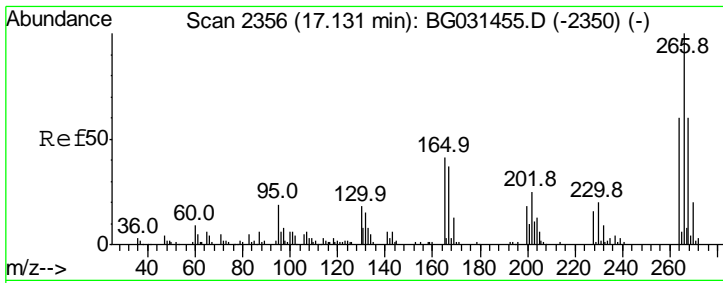
Tgt Ion	Resp	Lower	Upper
284	100		
142	28.8	26.8	40.2
249	33.8	26.3	39.5



#68
 Atrazine
 Concen: 37.044 ng
 RT: 16.92 min Scan# 2320
 Delta R.T. -0.00 min
 Lab File: BG031538.D
 Acq: 13 Dec 2017 21:37

Tgt Ion	Resp	Lower	Upper
200	100		
173	24.5	5.2	45.2
215	54.6	30.4	70.4

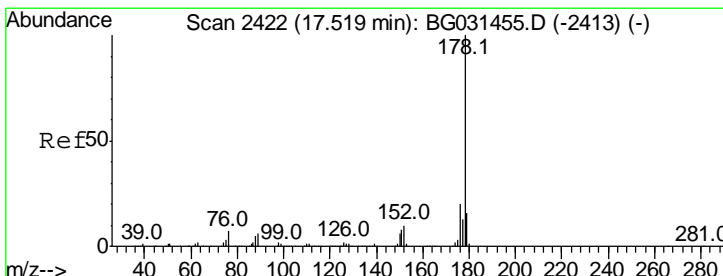
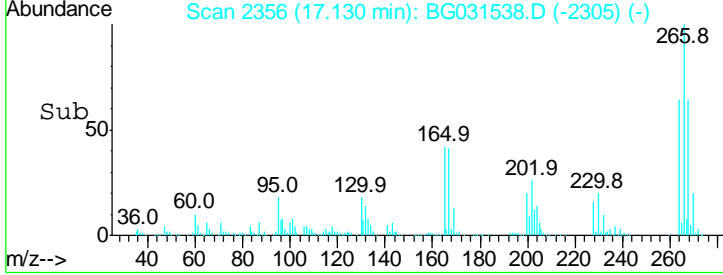
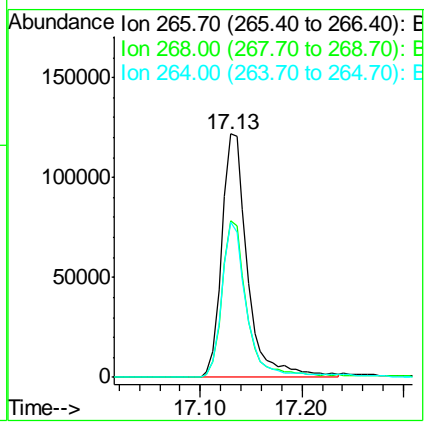
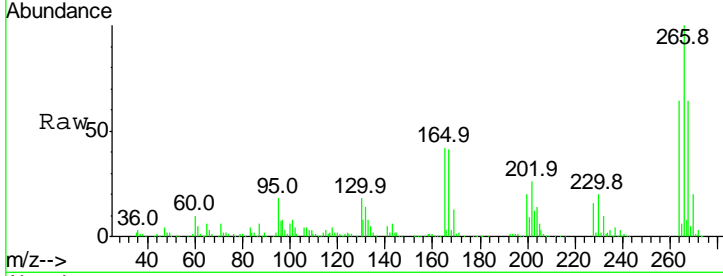




#69
 Pentachlorophenol
 Concen: 80.195 ng
 RT: 17.13 min Scan# 2356
 Delta R.T. -0.00 min
 Lab File: BG031538.D
 Acq: 13 Dec 2017 21:37

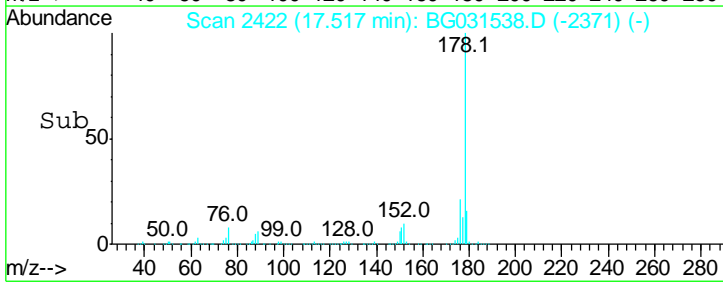
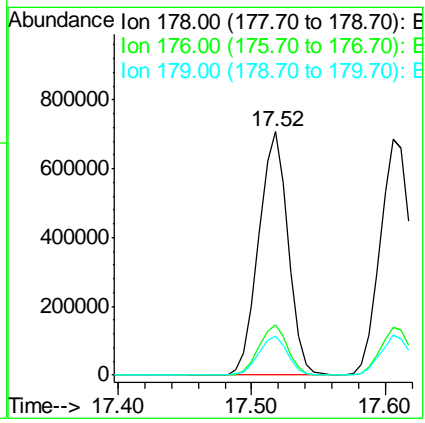
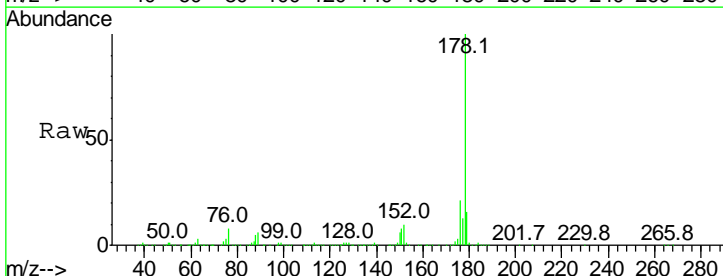
Instrument :
 BNA_G
 ClientSampled :

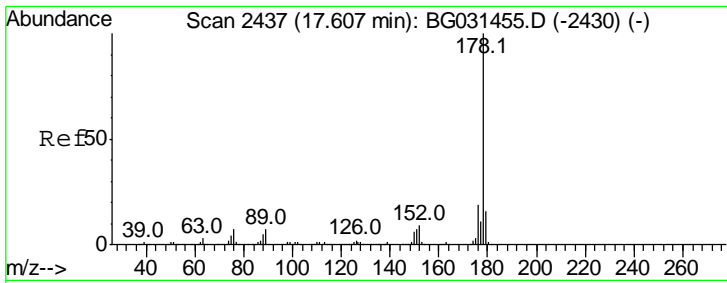
Tgt Ion	Resp	Lower	Upper
266	100		
268	64.5	51.1	76.7
264	63.8	49.6	74.4



#70
 Phenanthrene
 Concen: 44.111 ng
 RT: 17.52 min Scan# 2422
 Delta R.T. -0.00 min
 Lab File: BG031538.D
 Acq: 13 Dec 2017 21:37

Tgt Ion	Resp	Lower	Upper
178	100		
176	20.9	15.7	23.5
179	16.0	12.5	18.7

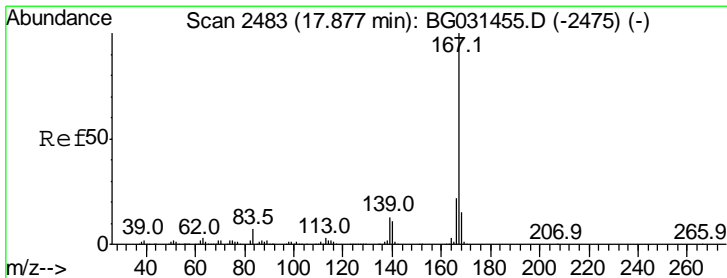
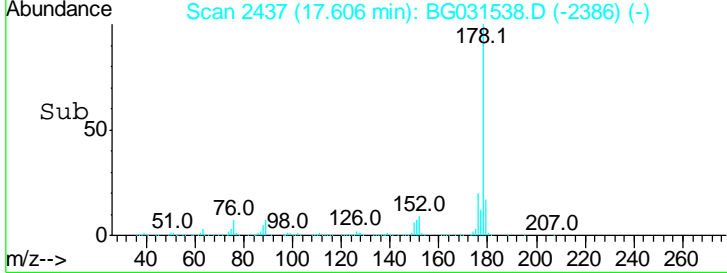
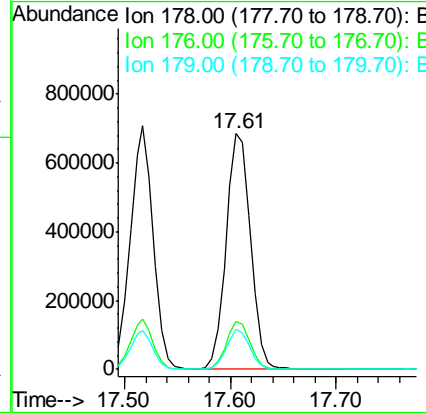
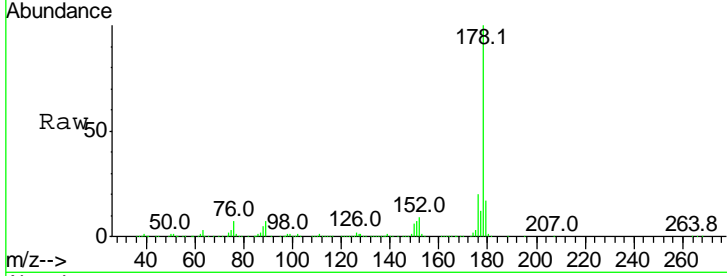




#71
 Anthracene
 Concen: 45.669 ng
 RT: 17.61 min Scan# 2437
 Delta R.T. -0.00 min
 Lab File: BG031538.D
 Acq: 13 Dec 2017 21:37

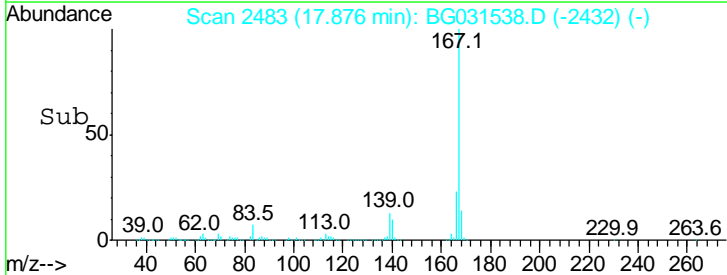
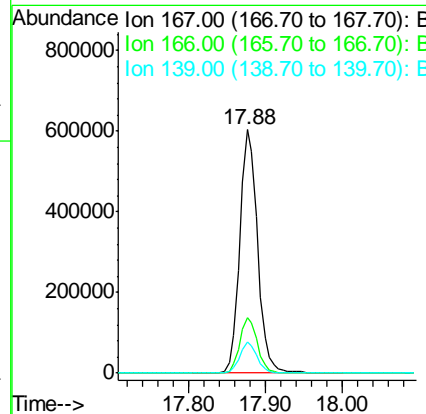
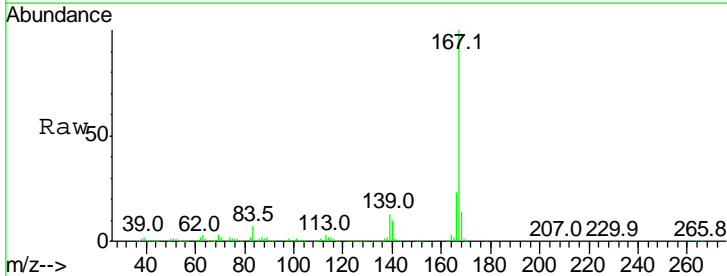
Instrument :
 BNA_G
 ClientSampled :

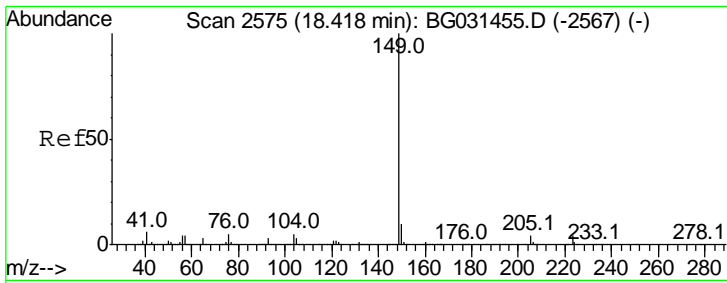
Tgt Ion	Resp	Lower	Upper
178	1095297		
176	20.4	16.0	24.0
179	16.8	12.5	18.7



#72
 Carbazole
 Concen: 45.092 ng
 RT: 17.88 min Scan# 2483
 Delta R.T. -0.00 min
 Lab File: BG031538.D
 Acq: 13 Dec 2017 21:37

Tgt Ion	Resp	Lower	Upper
167	978657		
166	23.0	18.2	27.4
139	12.7	9.4	14.2



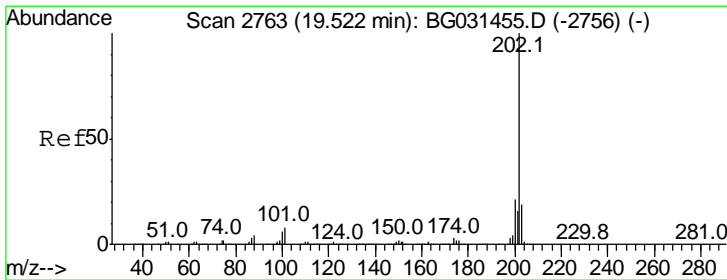
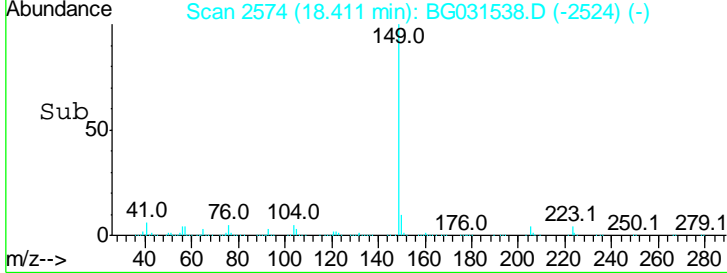
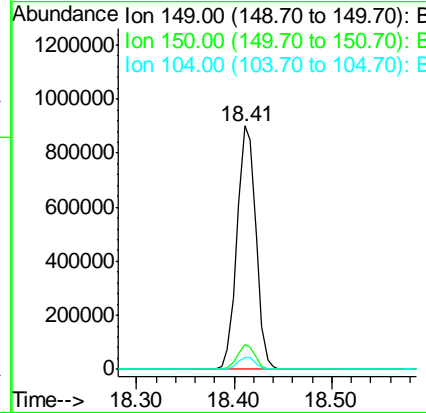
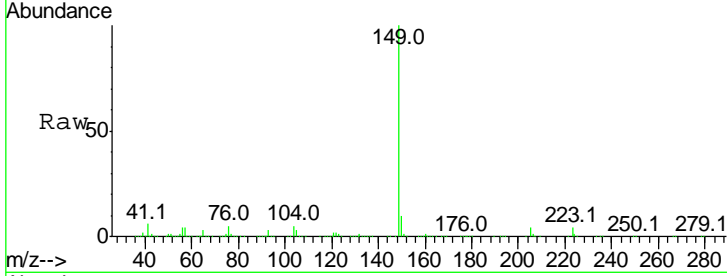


#73
 Di-n-butylphthalate
 Concen: 48.087 ng
 RT: 18.41 min Scan# 2574
 Delta R.T. -0.01 min
 Lab File: BG031538.D
 Acq: 13 Dec 2017 21:37

Instrument :
 BNA_G
 ClientSampled :

Tgt Ion:149 Resp: 1205231


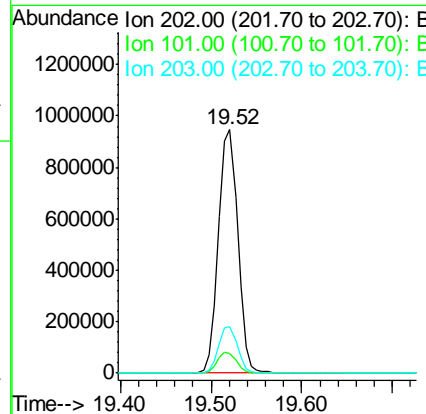

Ion	Ratio	Lower	Upper
149	100		
150	10.2	7.8	11.6
104	4.9	3.9	5.9

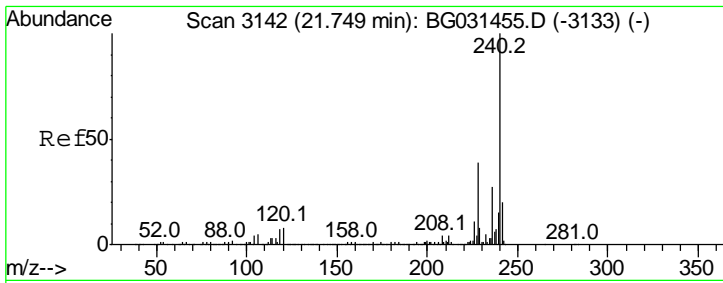


#74
 Fluoranthene
 Concen: 46.344 ng
 RT: 19.52 min Scan# 2763
 Delta R.T. -0.00 min
 Lab File: BG031538.D
 Acq: 13 Dec 2017 21:37

Tgt Ion:202 Resp: 1406447

Ion	Ratio	Lower	Upper
202	100		
101	8.3	0.0	28.9
203	19.3	0.0	37.5

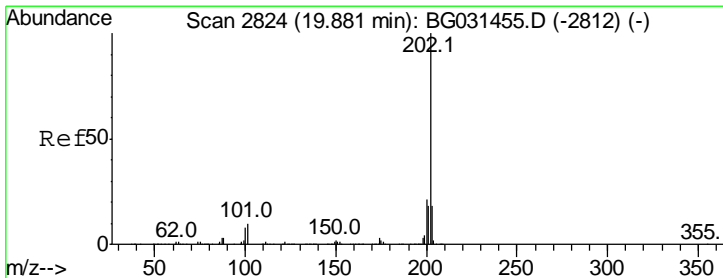
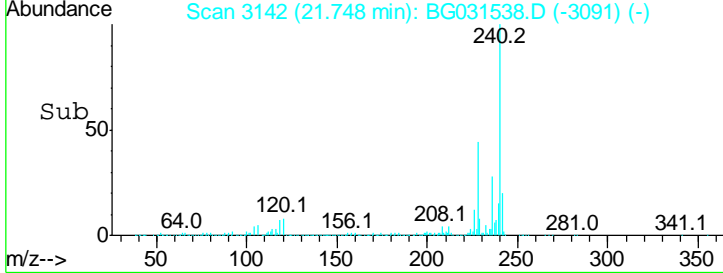
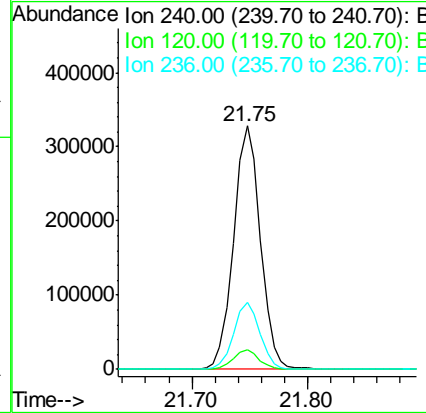
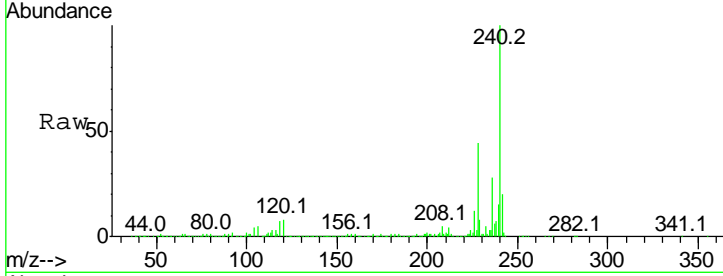




#75
 Chrysene-d12
 Concen: 20.000 ng
 RT: 21.75 min Scan# 3142
 Delta R.T. -0.00 min
 Lab File: BG031538.D
 Acq: 13 Dec 2017 21:37

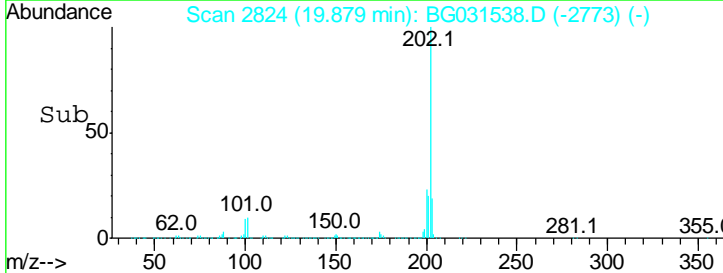
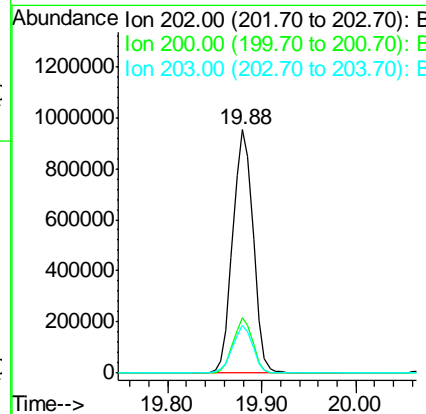
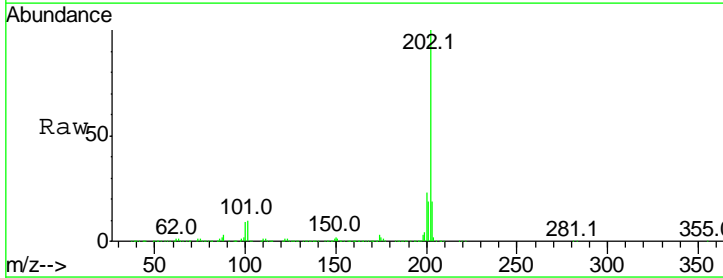
Instrument :
 BNA_G
 ClientSampled :

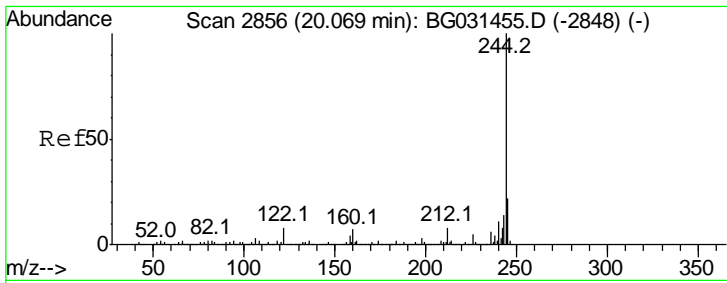
Tgt Ion	Resp	Lower	Upper
240	100		
120	8.3	6.8	10.2
236	27.6	20.9	31.3



#77
 Pyrene
 Concen: 43.951 ng
 RT: 19.88 min Scan# 2824
 Delta R.T. -0.00 min
 Lab File: BG031538.D
 Acq: 13 Dec 2017 21:37

Tgt Ion	Resp	Lower	Upper
202	100		
200	22.7	16.9	25.3
203	19.4	13.9	20.9



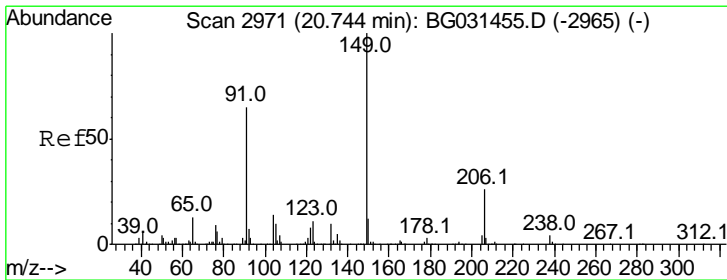
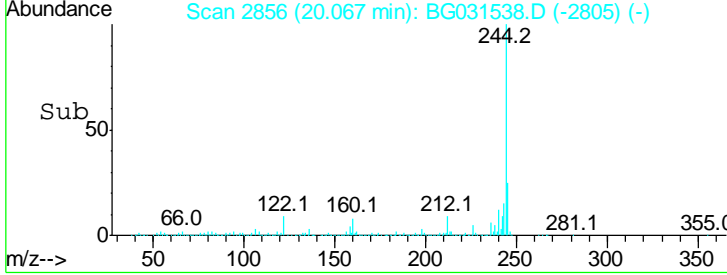
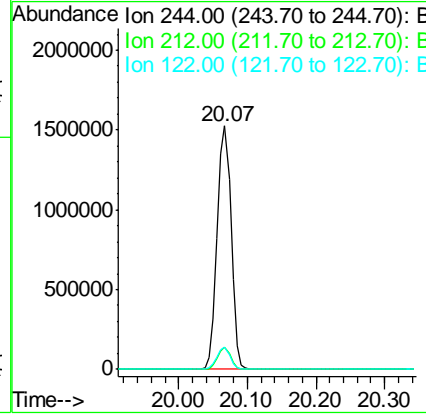
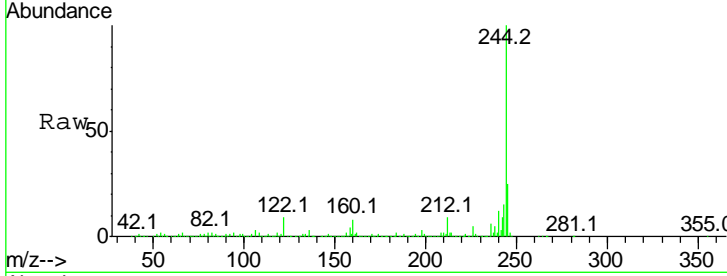


#78
 Terphenyl-d14
 Concen: 92.533 ng
 RT: 20.07 min Scan# 2856
 Delta R.T. -0.00 min
 Lab File: BG031538.D
 Acq: 13 Dec 2017 21:37

Instrument :
 BNA_G
 ClientSampled :

Tgt Ion:244 Resp: 2143408

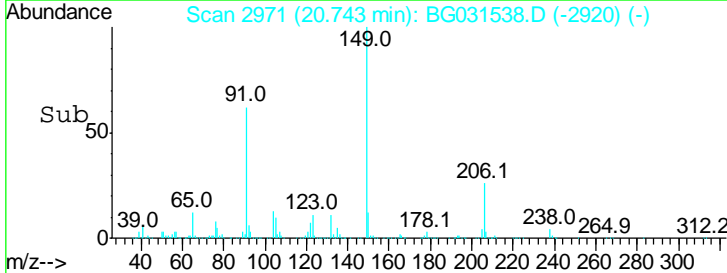
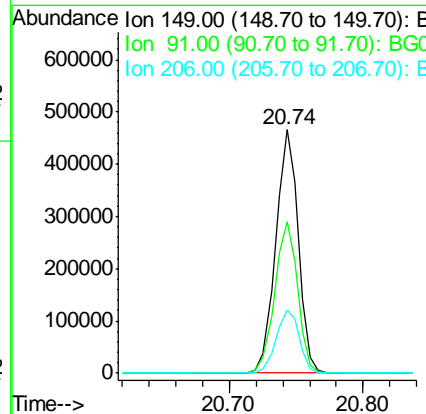
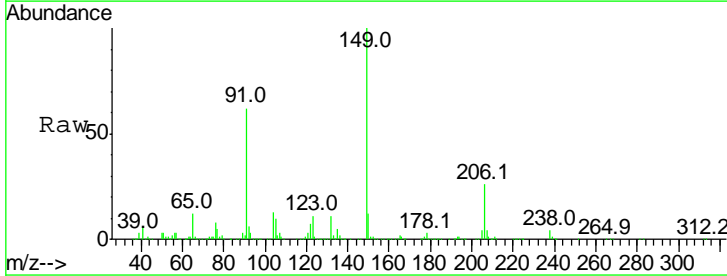
Ion	Ratio	Lower	Upper
244	100		
212	9.1	5.8	8.8#
122	9.1	7.0	10.4

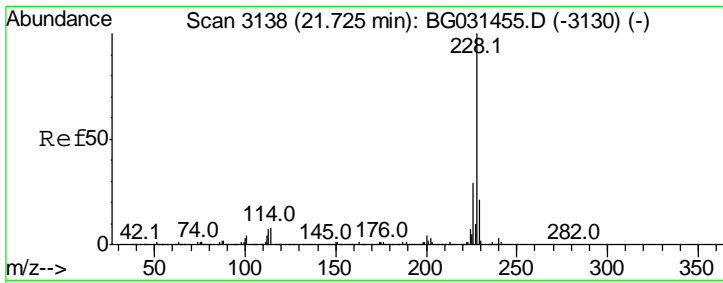


#79
 Butylbenzylphthalate
 Concen: 47.830 ng
 RT: 20.74 min Scan# 2971
 Delta R.T. -0.00 min
 Lab File: BG031538.D
 Acq: 13 Dec 2017 21:37

Tgt Ion:149 Resp: 549467

Ion	Ratio	Lower	Upper
149	100		
91	62.4	62.2	93.2
206	25.9	18.6	27.8



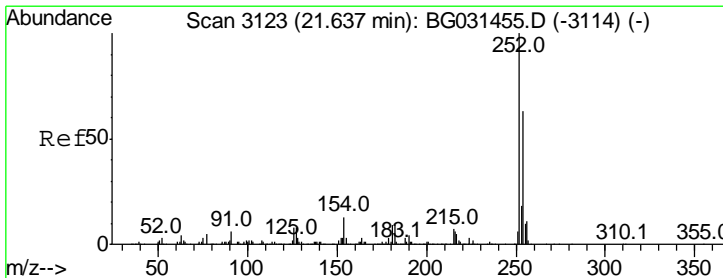
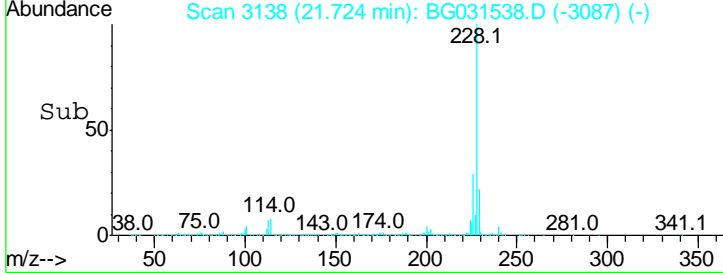
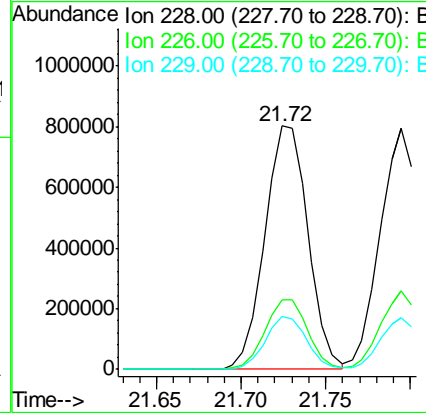
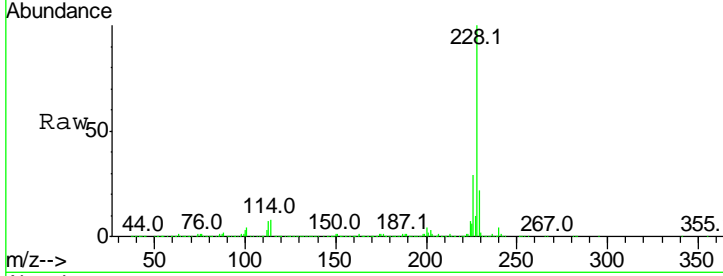


#80
 Benzo(a)anthracene
 Concen: 44.776 ng
 RT: 21.72 min Scan# 3138
 Delta R.T. -0.00 min
 Lab File: BG031538.D
 Acq: 13 Dec 2017 21:37

Instrument :
 BNA_G
 ClientSampled :

Tgt Ion: 228 Resp: 1424328

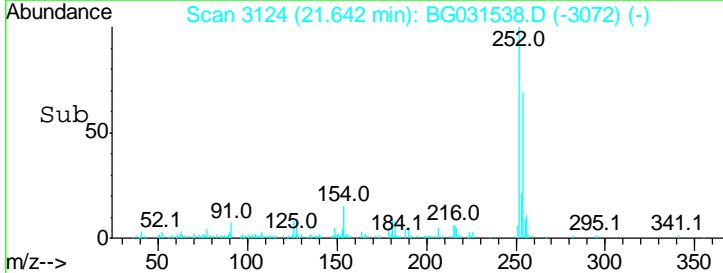
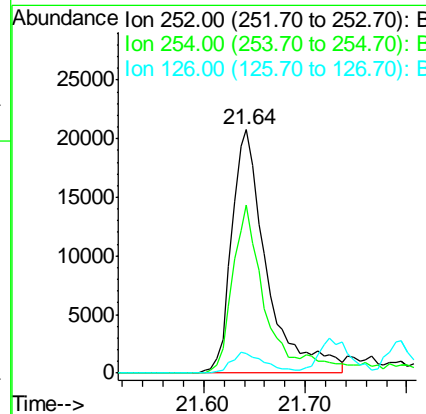
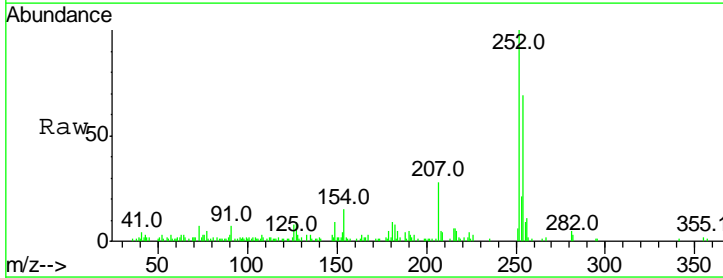
Ion	Ratio	Lower	Upper
228	100		
226	28.8	22.7	34.1
229	21.6	16.2	24.2

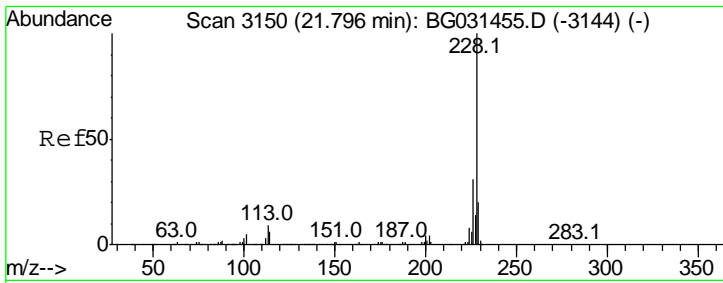


#81
 3,3'-Dichlorobenzidine
 Concen: 4.495 ng
 RT: 21.64 min Scan# 3124
 Delta R.T. 0.00 min
 Lab File: BG031538.D
 Acq: 13 Dec 2017 21:37

Tgt Ion: 252 Resp: 49766

Ion	Ratio	Lower	Upper
252	100		
254	68.9	50.8	76.2
126	7.8	7.4	11.2



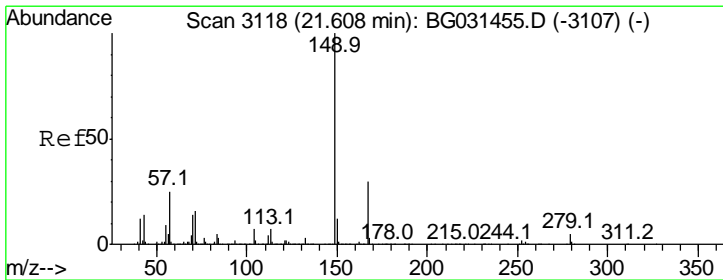
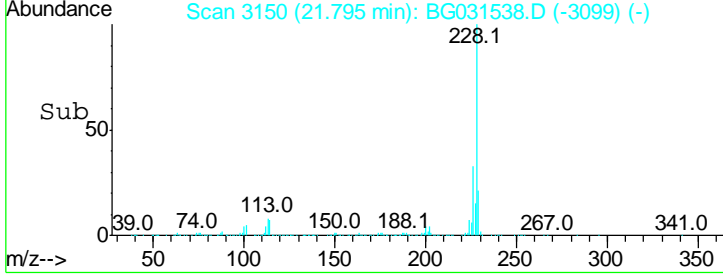
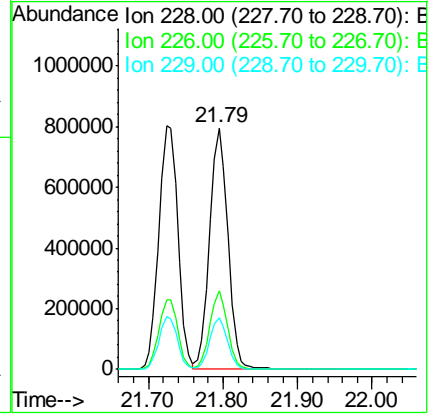
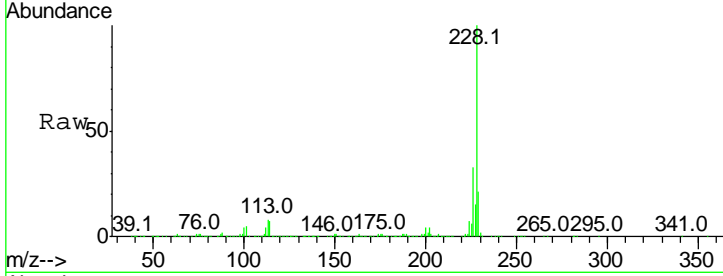


#82
 Chrysene
 Concen: 44.489 ng
 RT: 21.79 min Scan# 3150
 Delta R.T. -0.00 min
 Lab File: BG031538.D
 Acq: 13 Dec 2017 21:37

Instrument :
 BNA_G
 ClientSampled :

Tgt Ion: 228 Resp: 1356700

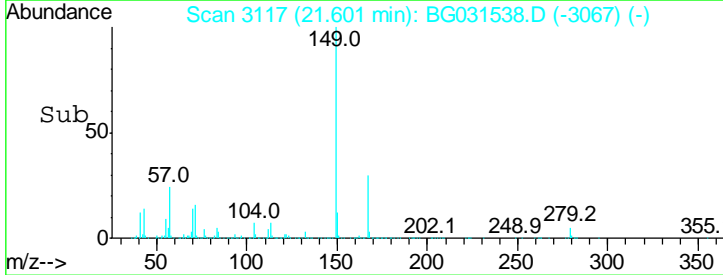
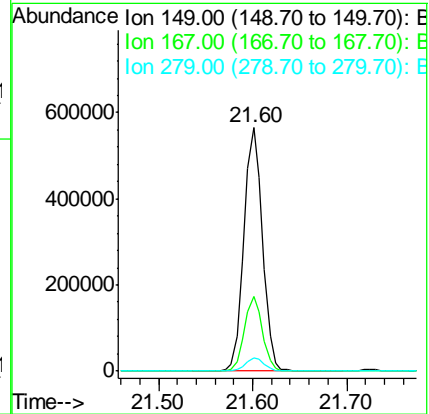
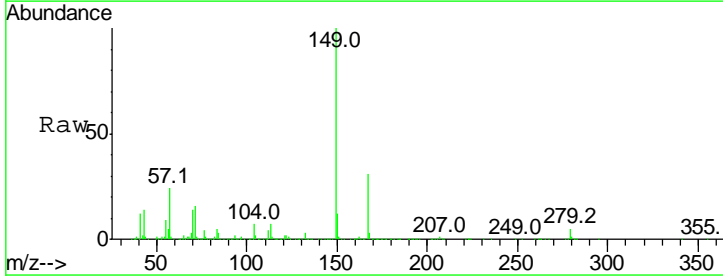
Ion	Ratio	Lower	Upper
228	100		
226	32.7	24.9	37.3
229	21.2	15.0	22.4

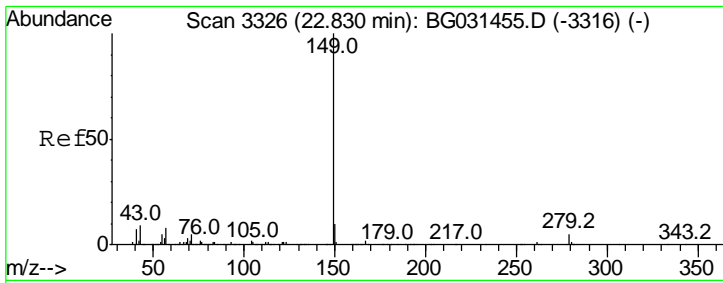


#83
 Bis(2-ethylhexyl)phthalate
 Concen: 46.621 ng
 RT: 21.60 min Scan# 3117
 Delta R.T. -0.01 min
 Lab File: BG031538.D
 Acq: 13 Dec 2017 21:37

Tgt Ion: 149 Resp: 770535

Ion	Ratio	Lower	Upper
149	100		
167	30.5	24.3	36.5
279	5.4	4.0	6.0

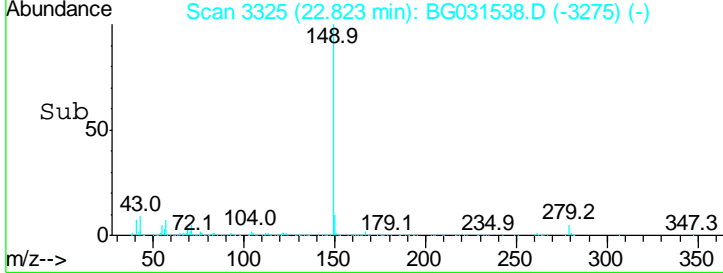
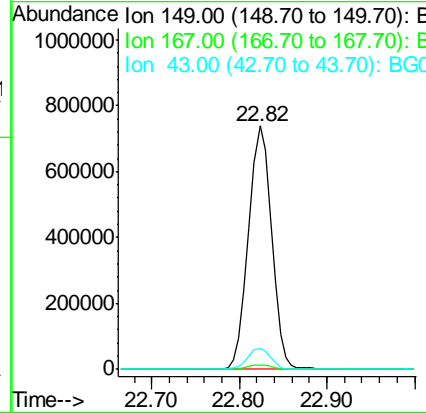
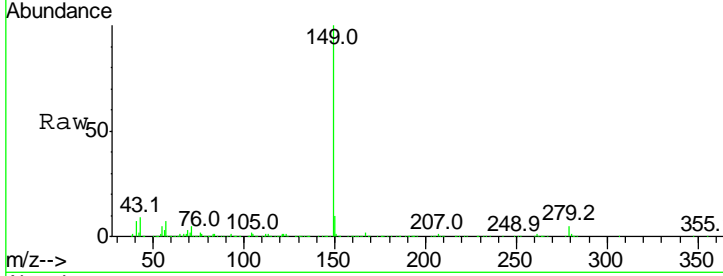




#84
 Di-n-octyl phthalate
 Concen: 48.287 ng
 RT: 22.82 min Scan# 3325
 Delta R.T. -0.01 min
 Lab File: BG031538.D
 Acq: 13 Dec 2017 21:37

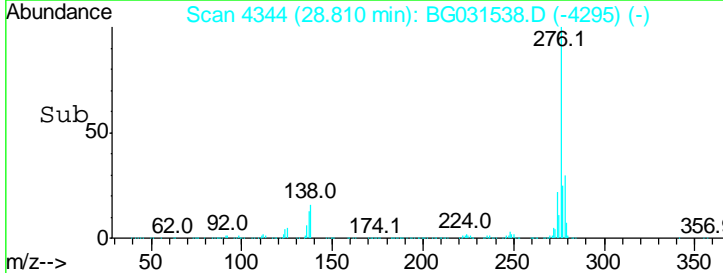
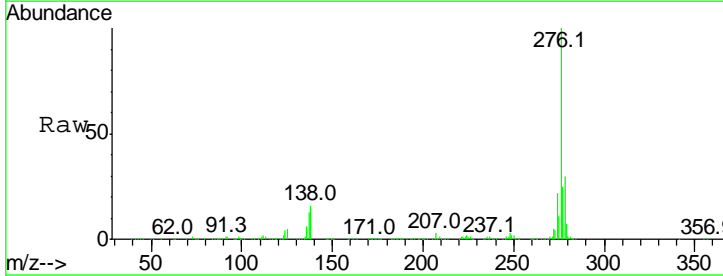
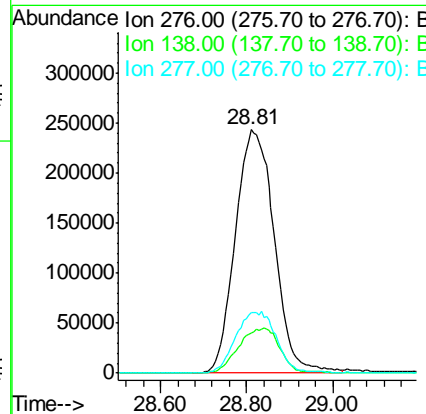
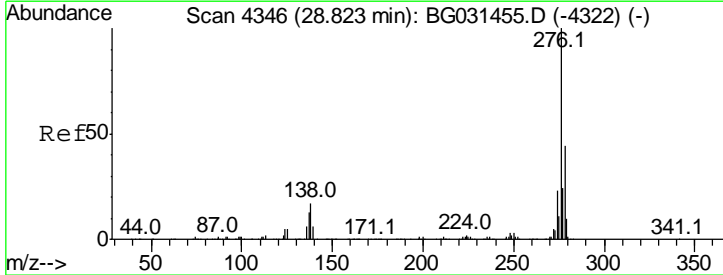
Instrument :
 BNA_G
 ClientSampled :

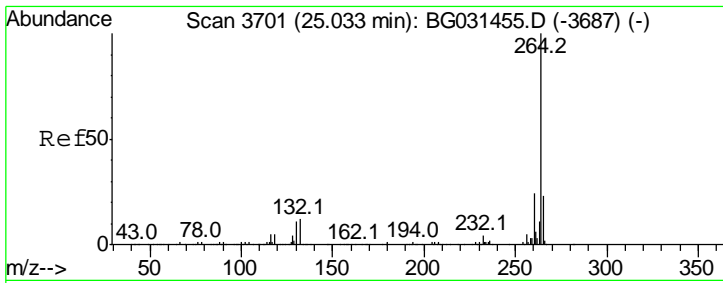
Tgt Ion	Resp	Lower	Upper
149	100		
167	1.8	1.4	2.0
43	8.5	8.9	13.3#



#85
 Indeno(1,2,3-cd)pyrene
 Concen: 47.356 ng
 RT: 28.81 min Scan# 4344
 Delta R.T. -0.01 min
 Lab File: BG031538.D
 Acq: 13 Dec 2017 21:37

Tgt Ion	Resp	Lower	Upper
276	100		
138	0.0	16.0	24.0#
277	0.0	20.0	30.0#

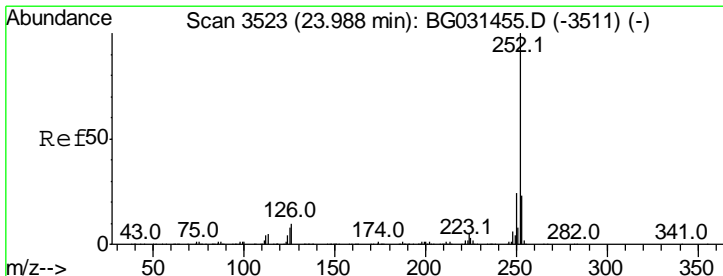
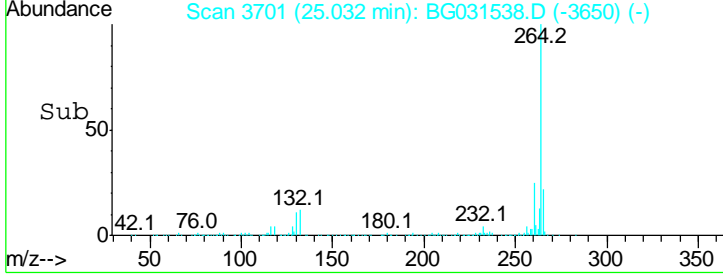
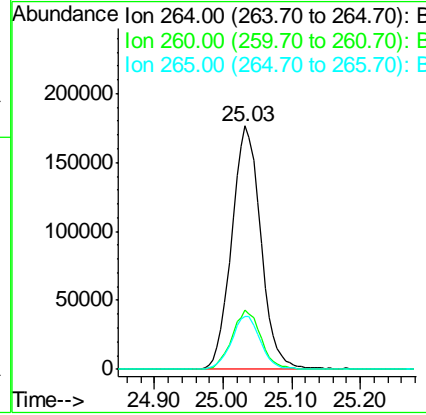
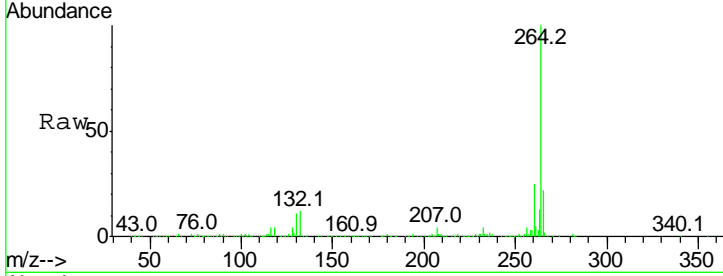




#86
 Perylene-d12
 Concen: 20.000 ng
 RT: 25.03 min Scan# 3701
 Delta R.T. -0.00 min
 Lab File: BG031538.D
 Acq: 13 Dec 2017 21:37

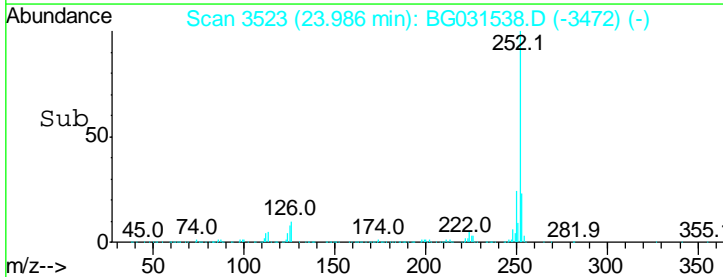
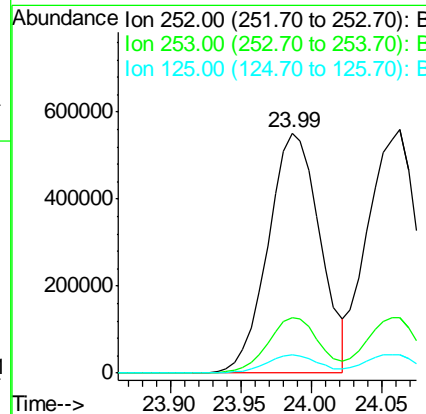
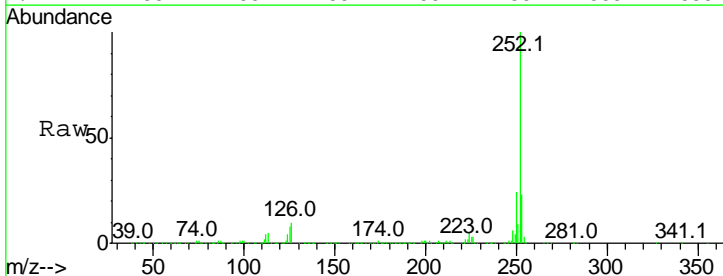
Instrument :
 BNA_G
 ClientSampled :

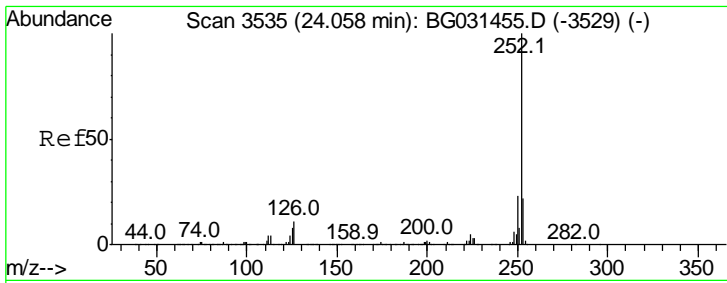
Tgt Ion	Resp	Lower	Upper
264	100		
260	24.6	17.4	26.0
265	21.6	17.7	26.5



#87
 Benzo(b)fluoranthene
 Concen: 45.575 ng
 RT: 23.99 min Scan# 3523
 Delta R.T. -0.00 min
 Lab File: BG031538.D
 Acq: 13 Dec 2017 21:37

Tgt Ion	Resp	Lower	Upper
252	100		
253	23.1	18.2	27.4
125	7.8	7.2	10.8



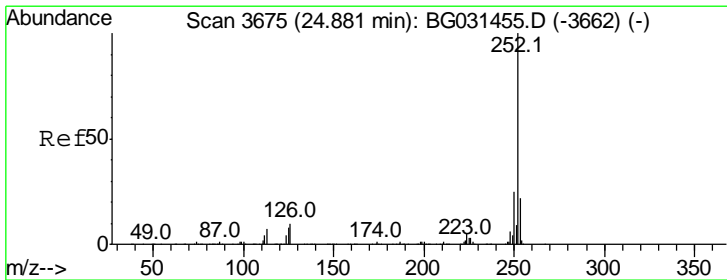
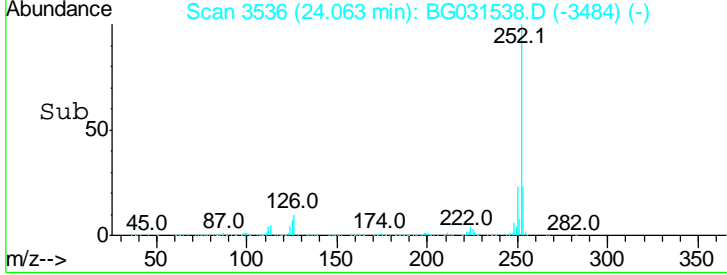
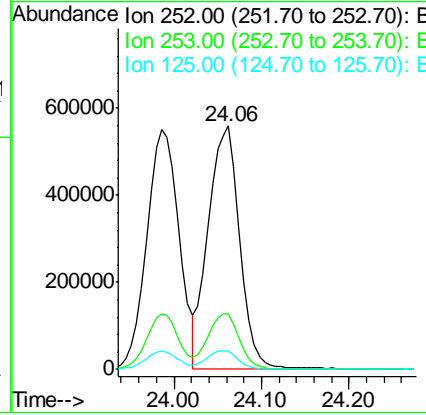
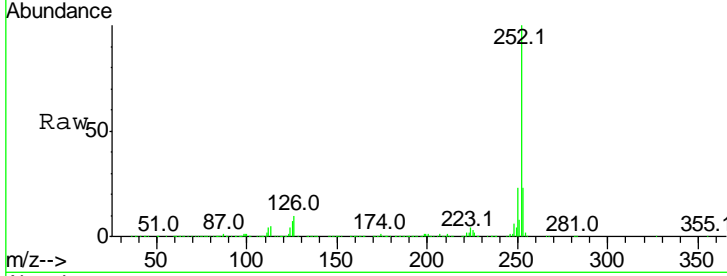


#88
 Benzo(k)fluoranthene
 Concen: 43.955 ng
 RT: 24.06 min Scan# 3536
 Delta R.T. 0.00 min
 Lab File: BG031538.D
 Acq: 13 Dec 2017 21:37

Instrument :
 BNA_G
 ClientSampled :

Tgt Ion: 252 Resp: 1396539

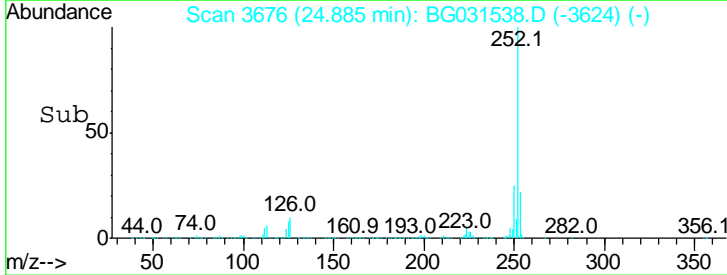
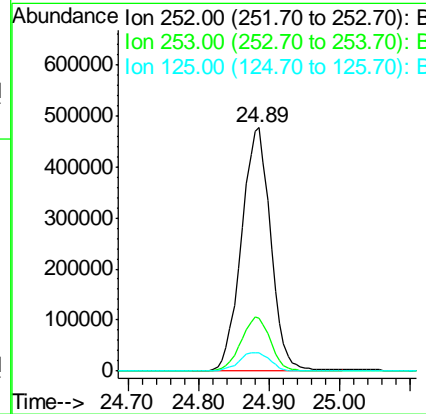
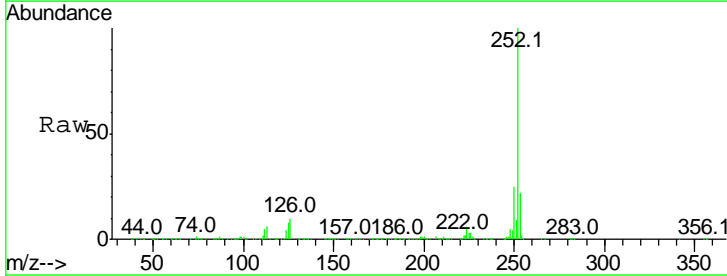
Ion	Ratio	Lower	Upper
252	100		
253	22.8	17.4	26.2
125	7.3	6.6	9.8

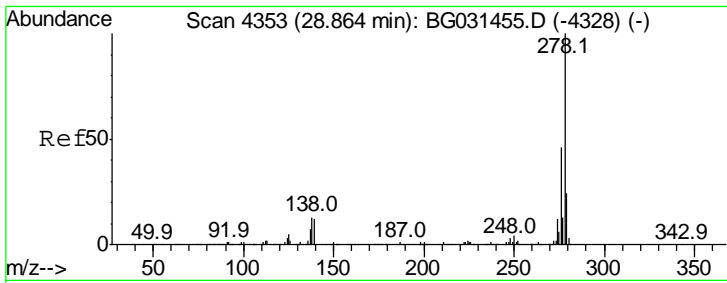


#89
 Benzo(a)pyrene
 Concen: 46.454 ng
 RT: 24.89 min Scan# 3676
 Delta R.T. 0.00 min
 Lab File: BG031538.D
 Acq: 13 Dec 2017 21:37

Tgt Ion: 252 Resp: 1371963

Ion	Ratio	Lower	Upper
252	100		
253	22.0	18.3	27.5
125	7.6	7.3	10.9



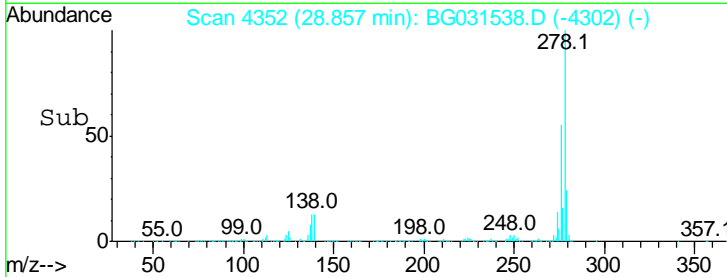
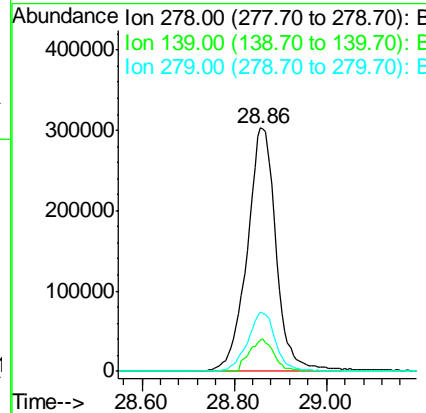
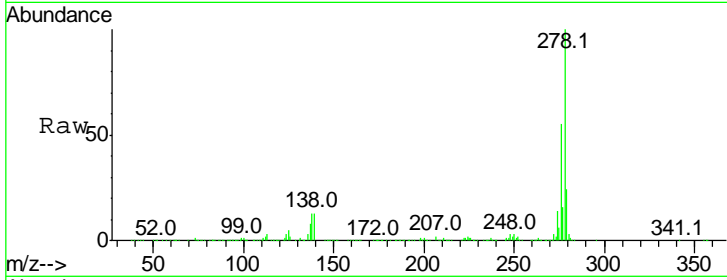


#90
 Dibenzo(a,h)anthracene
 Concen: 46.645 ng
 RT: 28.86 min Scan# 4352
 Delta R.T. -0.01 min
 Lab File: BG031538.D
 Acq: 13 Dec 2017 21:37

Instrument :
 BNA_G
 ClientSampled :

Tgt Ion: 278 Resp: 1317368

Ion	Ratio	Lower	Upper
278	100		
139	12.9	9.8	14.6
279	24.3	18.4	27.6



#91
 Benzo(g,h,i)perylene
 Concen: 45.100 ng
 RT: 30.00 min Scan# 4546
 Delta R.T. -0.00 min
 Lab File: BG031538.D
 Acq: 13 Dec 2017 21:37

Tgt Ion: 276 Resp: 1252242

Ion	Ratio	Lower	Upper
276	100		
277	23.1	18.3	27.5
138	16.5	13.9	20.9

