

Data Path : Z:\HPCHEM1\BNA G\DATA\BG122116\  
 Data File : BG025356.D  
 Acq On : 21 Dec 2016 13:32  
 Operator : UM/SJ  
 Sample : SSTDIC010  
 Misc :  
 ALS Vial : 3 Sample Multiplier: 1

Instrument :  
 BNA\_G  
 ClientSampleId :  
 SSTDIC010

Quant Time: Dec 21 17:26:57 2016  
 Quant Method : Z:\HPCHEM1\BNA G\METHODS\8270-BG122116.M  
 Quant Title : ASP BNA STANDARDS FOR 5 POINT CALIBRATION  
 QLast Update : Wed Dec 21 17:23:04 2016  
 Response via : Initial Calibration

Internal Standards	R.T.	QIon	Response	Conc	Units	Dev(Min)
1) 1,4-Dichlorobenzene-d4	8.22	152	52040	20.00	ng	0.00
21) Naphthalene-d8	11.04	136	223223	20.00	ng	0.00
38) Acenaphthene-d10	14.84	164	179002	20.00	ng	0.00
63) Phenanthrene-d10	17.59	188	423989	20.00	ng	0.00
75) Chrysene-d12	21.88	240	593126	20.00	ng	0.00
86) Perylene-d12	25.29	264	615299	20.00	ng	0.00

## System Monitoring Compounds

5) 2-Fluorophenol	5.75	112	56507	17.80	ng	0.00
7) Phenol-d6	7.37	99	79615	18.28	ng	0.00
23) Nitrobenzene-d5	9.40	82	102042	20.81	ng	0.00
41) 2,4,6-Tribromophenol	16.33	330	59216	22.14	ng	0.00
44) 2-Fluorobiphenyl	13.46	172	232547	21.59	ng	0.00
78) Terphenyl-d14	20.17	244	481235	24.24	ng	0.00

## Target Compounds

Target Compounds	R.T.	QIon	Response	Conc	Units	Qvalue
2) 1,4-Dioxane	3.59	88	13417	10.34	ng	# 82
3) Pyridine	4.01	79	34546	8.89	ng	88
4) n-Nitrosodimethylamine	3.93	42	19222	9.56	ng	90
6) Aniline	7.53	93	54904	9.95	ng	97
8) 2-Chlorophenol	7.78	128	32219	9.98	ng	91
9) Benzaldehyde	7.35	77	34272	12.73	ng	92
10) Phenol	7.40	94	45225	10.07	ng	94
11) bis(2-Chloroethyl)ether	7.62	93	37478	11.11	ng	97
12) 1,3-Dichlorobenzene	8.10	146	39998	10.01	ng	93
13) 1,4-Dichlorobenzene	8.25	146	42339	10.73	ng	# 88
14) 1,2-Dichlorobenzene	8.57	146	38674	10.19	ng	92
15) Benzyl Alcohol	8.46	79	36613	9.04	ng	# 78
16) 2,2'-oxybis(1-Chloropropan	8.73	45	63915	10.21	ng	90
17) 2-Methylphenol	8.66	107	29580	9.94	ng	# 83
18) Hexachloroethane	9.30	117	16181	10.66	ng	96
19) n-Nitroso-di-n-propylamine	9.01	70	33911	10.56	ng	# 86
20) 3+4-Methylphenols	8.99	107	38915	9.74	ng	86
22) Acetophenone	9.04	105	65294	11.39	ng	# 89
24) Nitrobenzene	9.44	77	54365	9.97	ng	99
25) Isophorone	9.95	82	91224	10.00	ng	# 97
26) 2-Nitrophenol	10.16	139	19941	9.85	ng	# 88
27) 2,4-Dimethylphenol	10.20	122	35383	9.98	ng	88
28) bis(2-Chloroethoxy)methane	10.42	93	47783	10.13	ng	# 92
29) 2,4-Dichlorophenol	10.70	162	37687	10.13	ng	96
30) 1,2,4-Trichlorobenzene	10.90	180	45943	10.41	ng	95
31) Naphthalene	11.09	128	115421	10.37	ng	# 95
32) Benzoic acid	10.31	122	22295	7.55	ng	89
33) 4-Chloroaniline	11.21	127	45141	9.34	ng	92
34) Hexachlorobutadiene	11.35	225	38494	11.15	ng	95
35) Caprolactam	11.98	113	14754	10.83	ng	# 83
36) 4-Chloro-3-methylphenol	12.32	107	49686	11.06	ng	96
37) 2-Methylnaphthalene	12.68	142	82130	10.11	ng	98
39) 1,2,4,5-Tetrachlorobenzene	13.05	216	60339	9.99	ng	97
40) Hexachlorocyclopentadiene	13.01	237	7748	2.28	ng	86

Data Path : Z:\HPCHEM1\BNA G\DATA\BG122116\  
 Data File : BG025356.D  
 Acq On : 21 Dec 2016 13:32  
 Operator : UM/SJ  
 Sample : SSTDIC010  
 Misc :  
 ALS Vial : 3 Sample Multiplier: 1

Instrument :  
 BNA\_G  
 ClientSampleId :  
 SSTDIC010

Quant Time: Dec 21 17:26:57 2016  
 Quant Method : Z:\HPCHEM1\BNA G\METHODS\8270-BG122116.M  
 Quant Title : ASP BNA STANDARDS FOR 5 POINT CALIBRATION  
 QLast Update : Wed Dec 21 17:23:04 2016  
 Response via : Initial Calibration

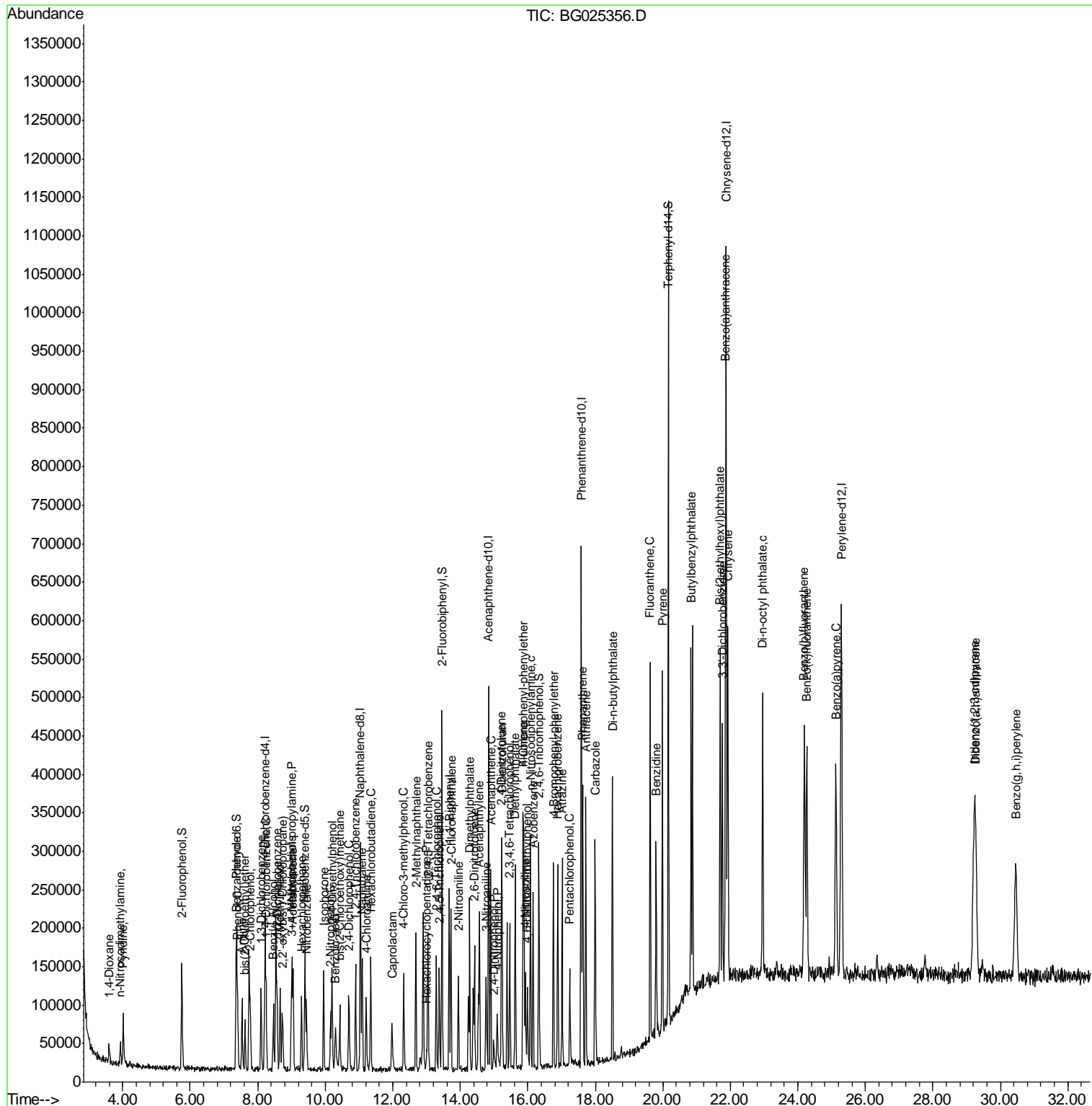
Internal Standards	R.T.	QIon	Response	Conc	Units	Dev(Min)
42) 2,4,6-Trichlorophenol	13.29	196	39753	10.95	ng	91
43) 2,4,5-Trichlorophenol	13.38	196	38770	9.88	ng	97
45) 1,1'-Biphenyl	13.67	154	122205	9.84	ng	93
46) 2-Chloronaphthalene	13.73	162	97796	10.34	ng	96
47) 2-Nitroaniline	13.94	65	38554	9.96	ng	99
48) Acenaphthylene	14.57	152	147304	10.16	ng	94
49) Dimethylphthalate	14.28	163	137635	10.83	ng	97
50) 2,6-Dinitrotoluene	14.42	165	30496	11.24	ng	89
51) Acenaphthene	14.90	154	97907	9.05	ng	97
52) 3-Nitroaniline	14.77	138	27505	9.80	ng	99
53) 2,4-Dinitrophenol	15.00	184	10953	5.57	ng #	89
54) Dibenzofuran	15.24	168	158583	10.61	ng	93
55) 4-Nitrophenol	15.09	139	19583	8.01	ng #	84
56) 2,4-Dinitrotoluene	15.22	165	41558	10.54	ng	90
57) Fluorene	15.88	166	135756	10.95	ng	88
58) 2,3,4,6-Tetrachlorophenol	15.47	232	43067	10.59	ng	93
59) Diethylphthalate	15.62	149	142193	10.67	ng	98
60) 4-Chlorophenyl-phenylether	15.87	204	73298	10.54	ng	98
61) 4-Nitroaniline	15.93	138	27253	8.89	ng	92
62) Azobenzene	16.16	77	136527	10.27	ng	96
64) 4,6-Dinitro-2-methylphenol	15.99	198	26528	9.08	ng	82
65) n-Nitrosodiphenylamine	16.08	169	120786	10.42	ng	90
66) 4-Bromophenyl-phenylether	16.76	248	56293	10.94	ng	97
67) Hexachlorobenzene	16.89	284	60019	10.55	ng #	89
68) Atrazine	17.02	200	53591	10.78	ng	93
69) Pentachlorophenol	17.24	266	30503	8.13	ng #	87
70) Phenanthrene	17.63	178	231015	10.69	ng	93
71) Anthracene	17.72	178	227090	10.42	ng	97
72) Carbazole	18.00	167	204961	10.31	ng	94
73) Di-n-butylphthalate	18.51	149	257428	11.23	ng	95
74) Fluoranthene	19.63	202	304486	11.15	ng	93
76) Benzidine	19.80	184	162932	11.66	ng #	93
77) Pyrene	19.99	202	313295	10.81	ng	95
79) Butylbenzylphthalate	20.84	149	126998	10.51	ng	98
80) Benzo(a)anthracene	21.86	228	348648	10.70	ng	94
81) 3,3'-Dichlorobenzidine	21.76	252	132625	10.09	ng #	98
82) Chrysene	21.93	228	323257	10.42	ng	91
83) Bis(2-ethylhexyl)phthalate	21.70	149	172283	9.96	ng	98
84) Di-n-octyl phthalate	22.96	149	294663	10.27	ng	95
85) Indeno(1,2,3-cd)pyrene	29.22	276	398092	9.29	ng #	95
87) Benzo(b)fluoranthene	24.19	252	334799	10.07	ng #	98
88) Benzo(k)fluoranthene	24.27	252	324498	10.10	ng #	92
89) Benzo(a)pyrene	25.13	252	326887	10.06	ng	96
90) Dibenzo(a,h)anthracene	29.27	278	347487	9.74	ng #	93
91) Benzo(g,h,i)perylene	30.46	276	334757	9.39	ng #	97

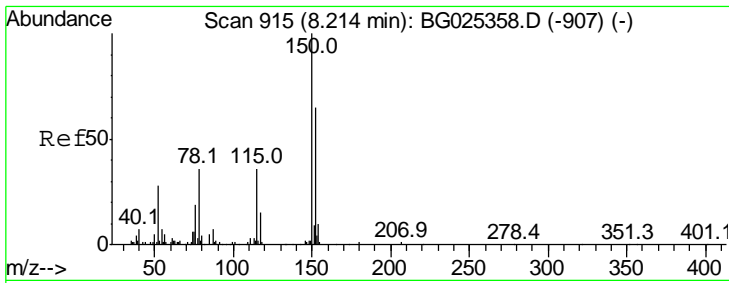
(#) = qualifier out of range (m) = manual integration (+) = signals summed

Data Path : Z:\HPCHEM1\BNA G\DATA\BG122116\  
Data File : BG025356.D  
Acq On : 21 Dec 2016 13:32  
Operator : UM/SJ  
Sample : SSTDICC010  
Misc :  
ALS Vial : 3 Sample Multiplier: 1

Instrument :  
BNA\_G  
Client Sampled :  
SSTDICC010

Quant Time: Dec 21 17:26:57 2016  
Quant Method : Z:\HPCHEM1\BNA G\METHODS\8270-BG122116.M  
Quant Title : ASP BNA STANDARDS FOR 5 POINT CALIBRATION  
QLast Update : Wed Dec 21 17:23:04 2016  
Response via : Initial Calibration

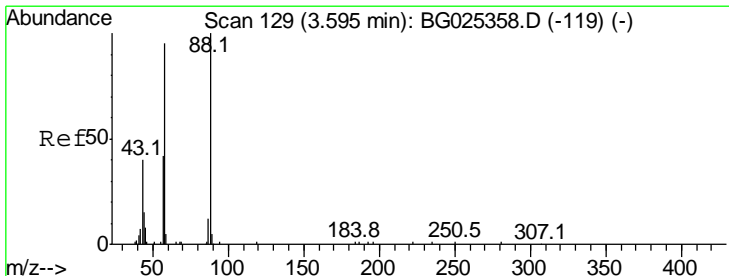
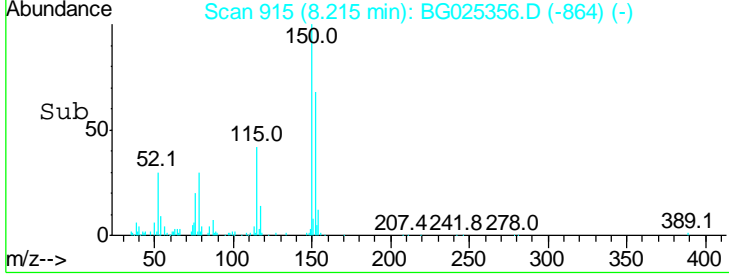
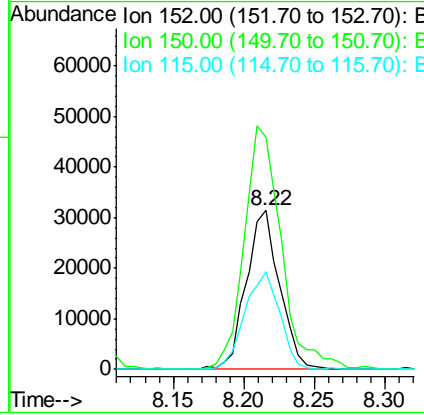
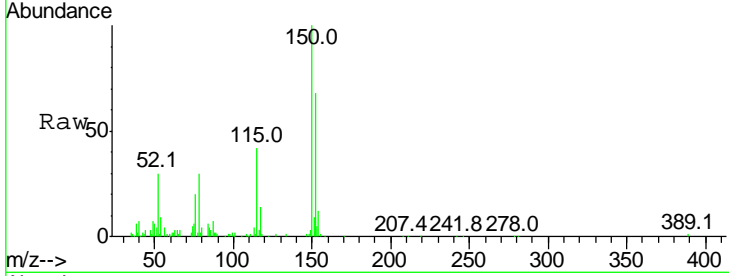




#1  
 1,4-Dichlorobenzene-d4  
 Concen: 20.00 ng  
 RT: 8.22 min Scan# 915  
 Delta R.T. 0.00 min  
 Lab File: BG025356.D  
 Acq: 21 Dec 2016 13:32

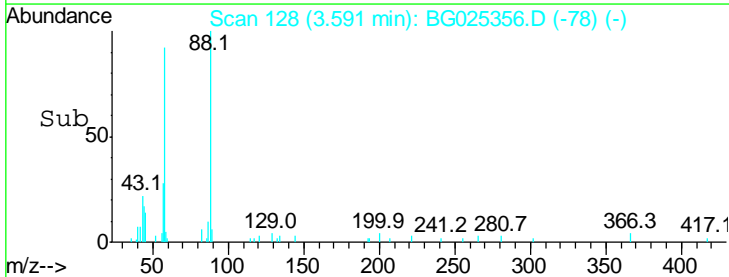
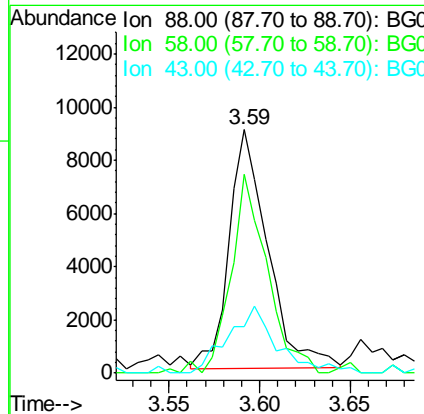
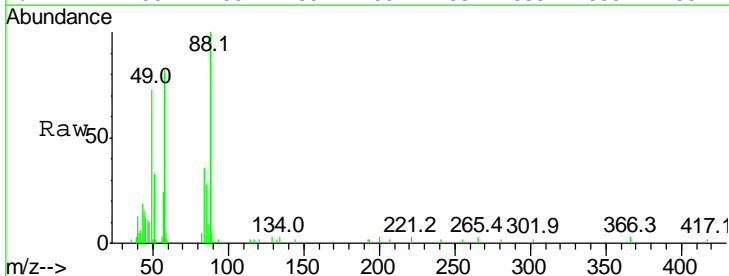
**Instrument :**  
 BNA\_G  
**ClientSampled :**  
 SSTDICC010

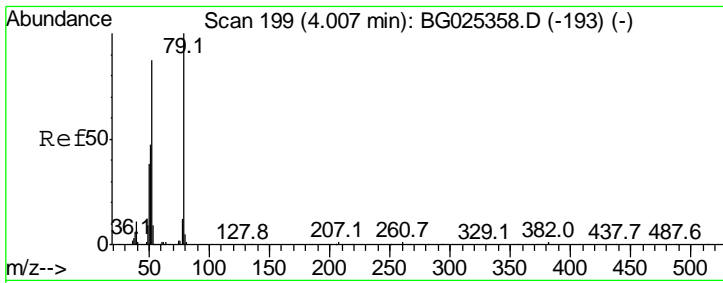
Tgt Ion	Resp	Lower	Upper
152	100		
150	146.2	114.0	171.0
115	61.8	48.1	72.1



#2  
 1,4-Dioxane  
 Concen: 10.34 ng  
 RT: 3.59 min Scan# 128  
 Delta R.T. -0.00 min  
 Lab File: BG025356.D  
 Acq: 21 Dec 2016 13:32

Tgt Ion	Resp	Lower	Upper
88	100		
58	78.1	79.4	119.2#
43	35.4	33.8	50.6

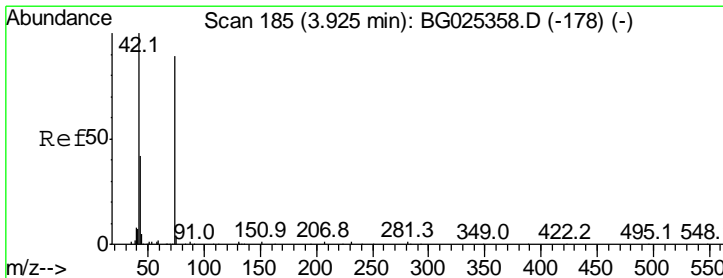

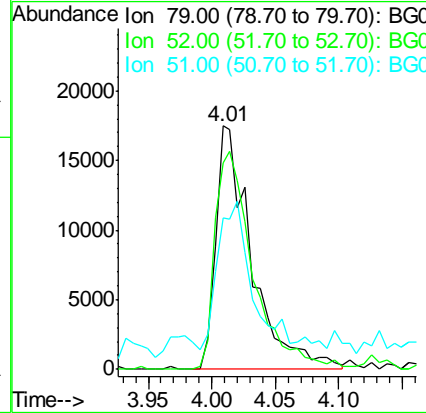
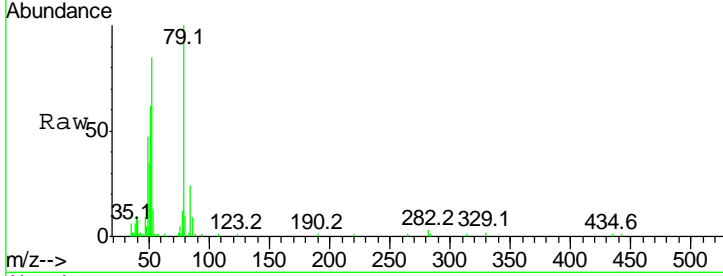




#3  
 Pyridine  
 Concen: 8.89 ng  
 RT: 4.01 min Scan# 199  
 Delta R.T. 0.00 min  
 Lab File: BG025356.D  
 Acq: 21 Dec 2016 13:32

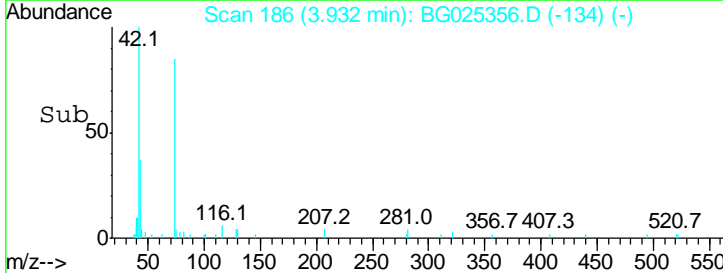
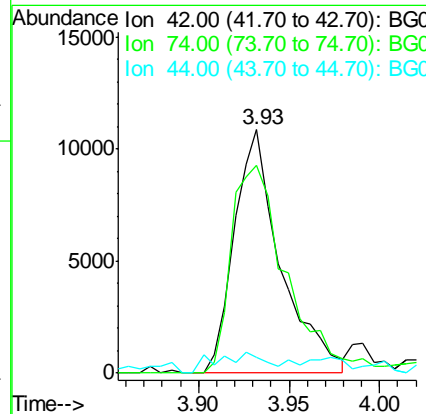

Instrument :  
 BNA\_G  
 ClientSampleID :  
 SSTDIC010

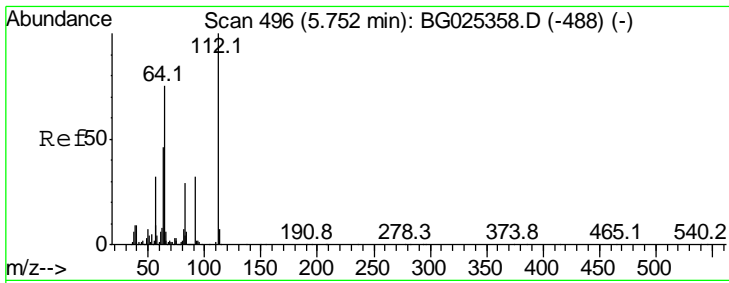
Tgt Ion	Resp	Lower	Upper
79	100		
52	84.8	77.8	116.6
51	62.0	43.2	64.8



#4  
 n-Nitrosodimethylamine  
 Concen: 9.56 ng  
 RT: 3.93 min Scan# 186  
 Delta R.T. 0.01 min  
 Lab File: BG025356.D  
 Acq: 21 Dec 2016 13:32

Tgt Ion	Resp	Lower	Upper
42	100		
74	85.1	76.7	115.1
44	6.7	6.1	9.1

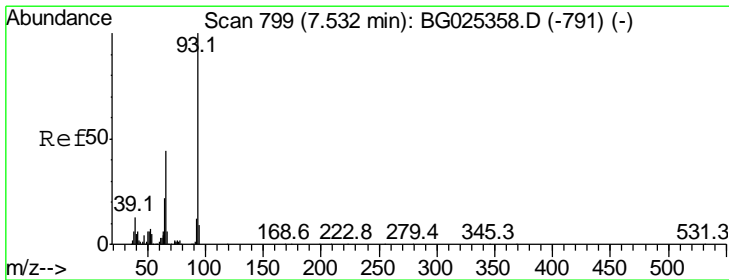

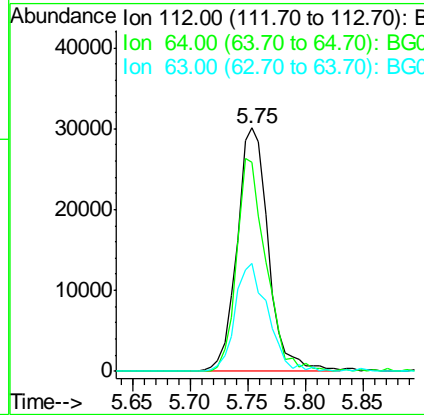
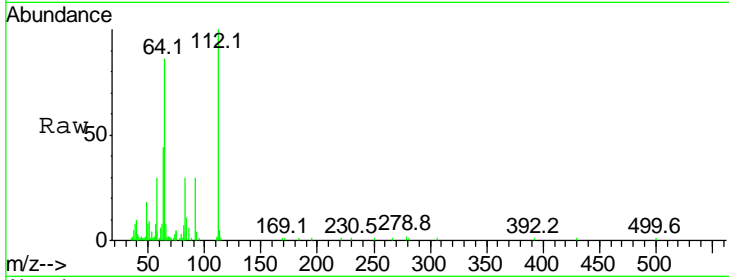




#5  
 2-Fluorophenol  
 Concen: 17.80 ng  
 RT: 5.75 min Scan# 496  
 Delta R.T. 0.00 min  
 Lab File: BG025356.D  
 Acq: 21 Dec 2016 13:32

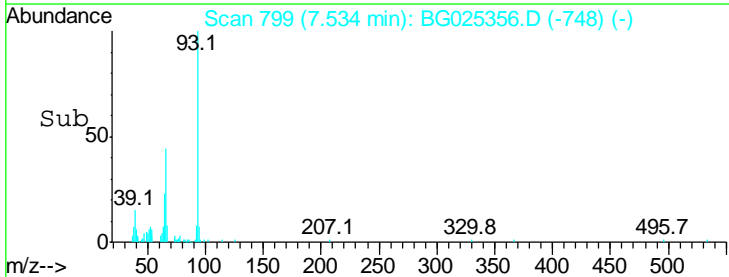
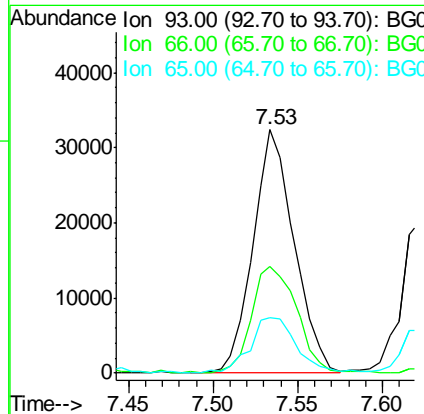
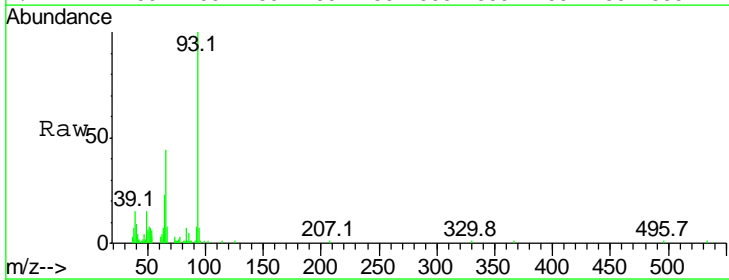
**Instrument :**  
 BNA\_G  
**ClientSampleId :**  
 SSTDICC010

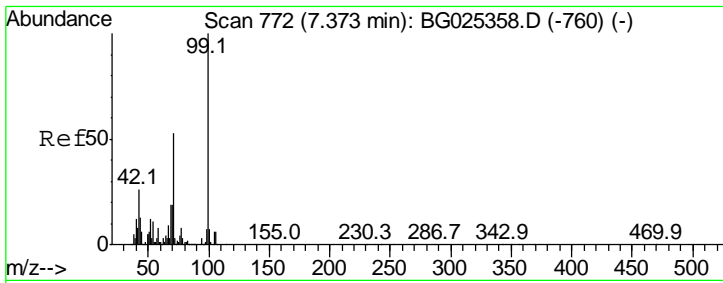
Tgt Ion	Resp	Lower	Upper
112	100		
64	85.6	61.8	92.6
63	44.1	37.2	55.8



#6  
 Aniline  
 Concen: 9.95 ng  
 RT: 7.53 min Scan# 799  
 Delta R.T. 0.00 min  
 Lab File: BG025356.D  
 Acq: 21 Dec 2016 13:32

Tgt Ion	Resp	Lower	Upper
93	100		
66	44.0	35.4	53.2
65	23.0	21.2	31.8

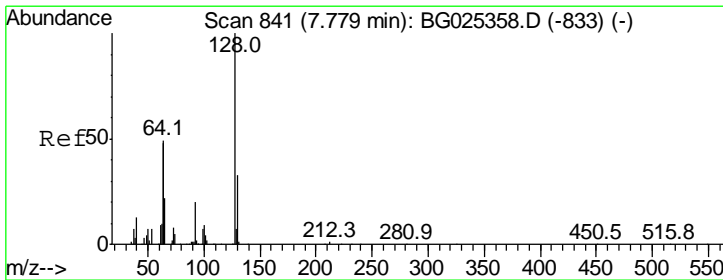
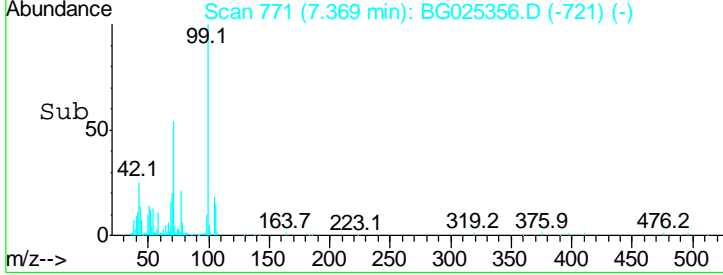
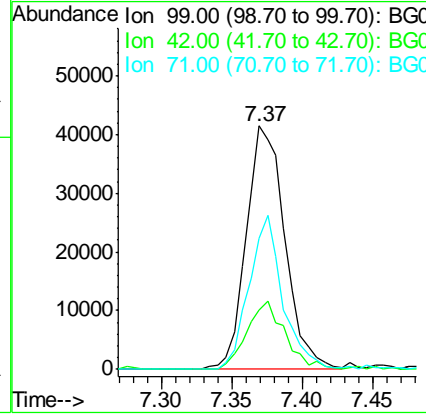
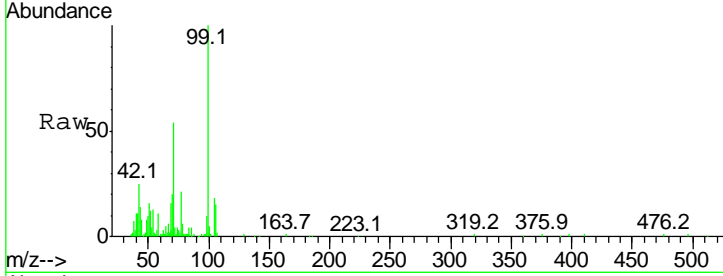




#7  
 Phenol-d6  
 Concen: 18.28 ng  
 RT: 7.37 min Scan# 771  
 Delta R.T. -0.00 min  
 Lab File: BG025356.D  
 Acq: 21 Dec 2016 13:32

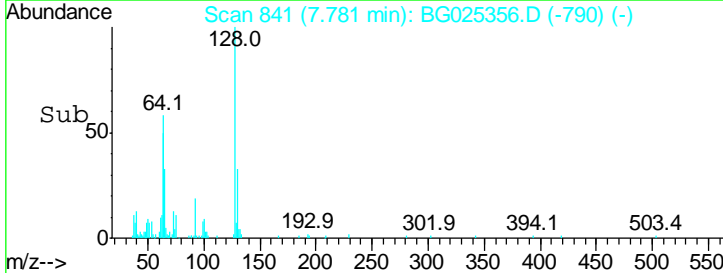
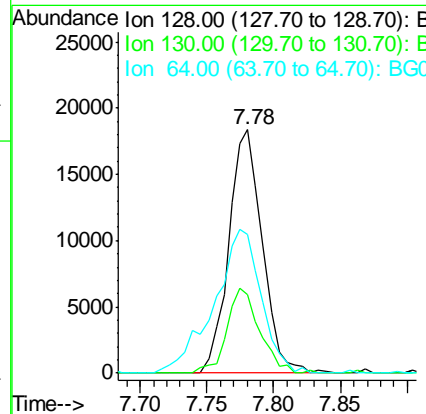
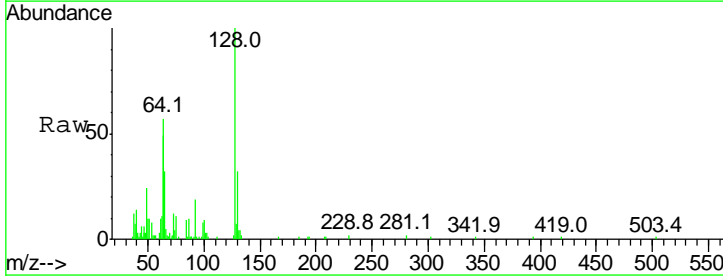
**Instrument :**  
 BNA\_G  
**ClientSampled :**  
 SSTDICC010

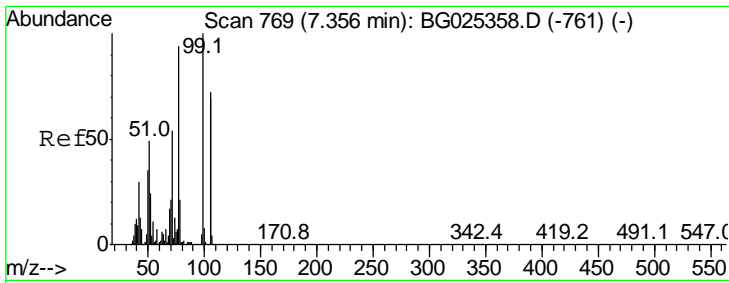
Tgt Ion	Resp	Lower	Upper
99	79615		
99	100		
42	24.6	20.5	30.7
71	54.0	37.6	56.4



#8  
 2-Chlorophenol  
 Concen: 9.98 ng  
 RT: 7.78 min Scan# 841  
 Delta R.T. 0.00 min  
 Lab File: BG025356.D  
 Acq: 21 Dec 2016 13:32

Tgt Ion	Resp	Lower	Upper
128	32219		
128	100		
130	32.3	11.4	51.4
64	56.7	46.6	86.6

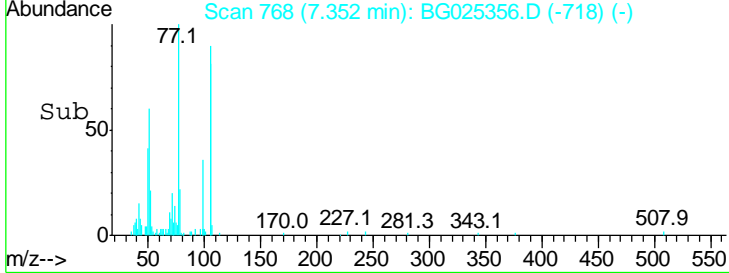
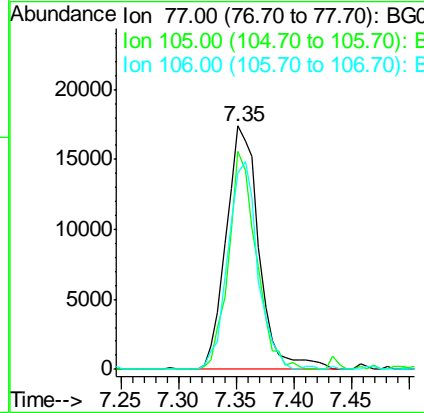
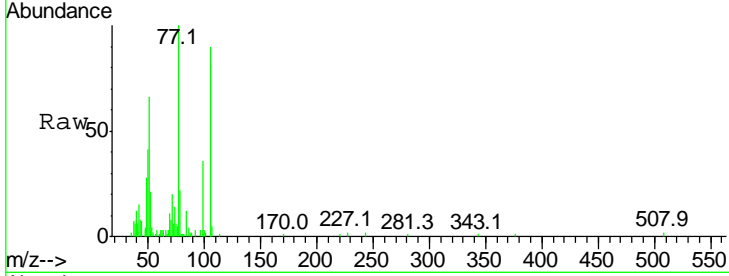




#9  
Benzaldehyde  
Concen: 12.73 ng  
RT: 7.35 min Scan# 768  
Delta R.T. -0.00 min  
Lab File: BG025356.D  
Acq: 21 Dec 2016 13:32

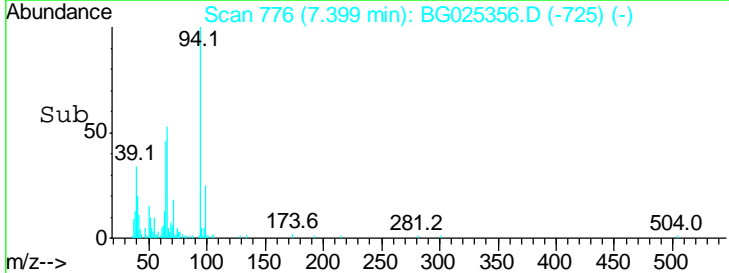
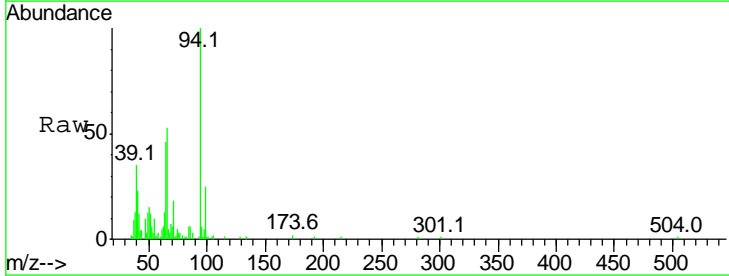
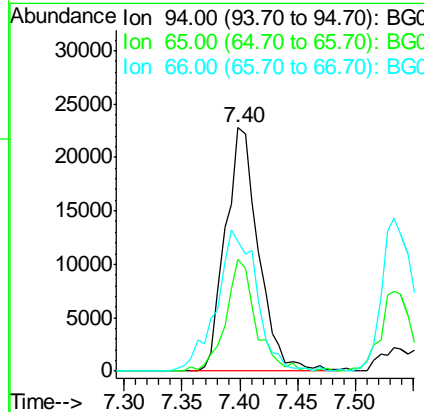
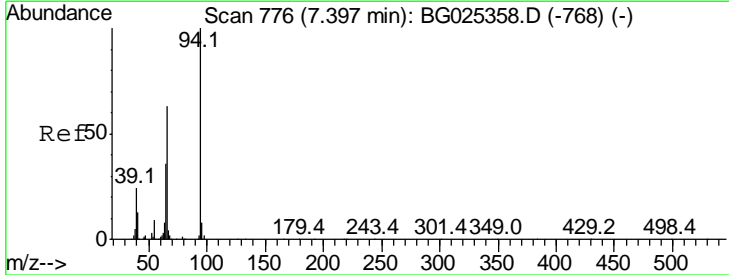
Instrument :  
BNA\_G  
ClientSampleId :  
SSTDIC010

Tgt Ion	Resp	Lower	Upper
77	100		
105	89.8	60.9	100.9
106	80.6	55.1	95.1

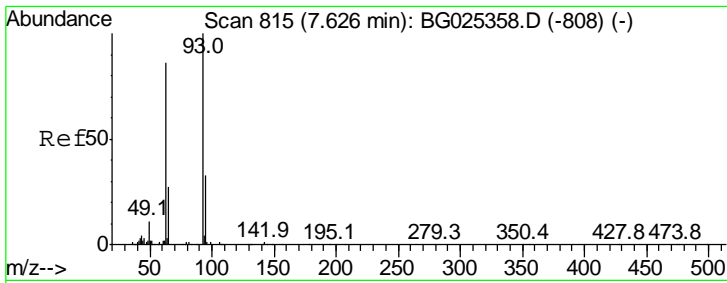


#10  
Phenol  
Concen: 10.07 ng  
RT: 7.40 min Scan# 776  
Delta R.T. 0.00 min  
Lab File: BG025356.D  
Acq: 21 Dec 2016 13:32

Tgt Ion	Resp	Lower	Upper
94	100		
65	46.0	20.6	60.6
66	53.0	35.5	75.5



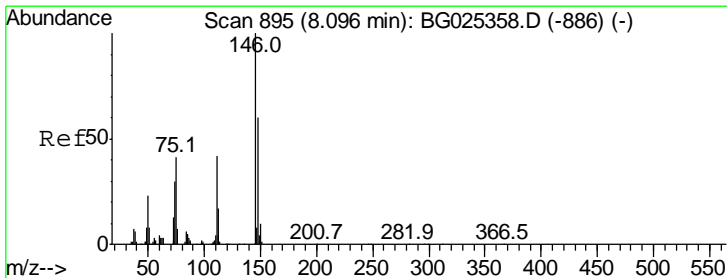
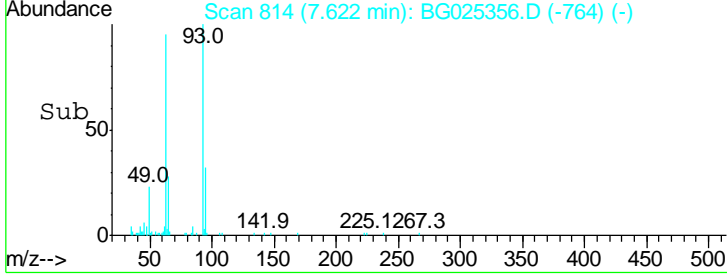
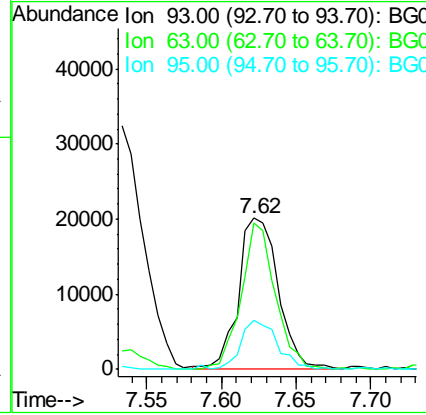
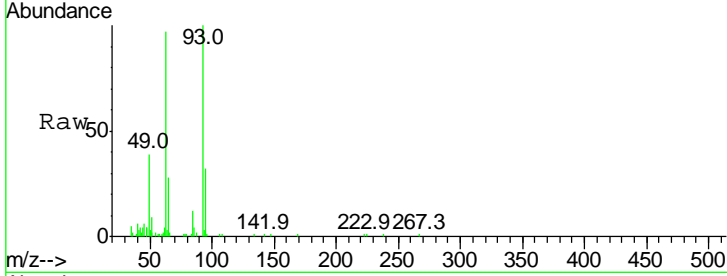




#11  
 bis(2-Chloroethyl)ether  
 Concen: 11.11 ng  
 RT: 7.62 min Scan# 814  
 Delta R.T. -0.00 min  
 Lab File: BG025356.D  
 Acq: 21 Dec 2016 13:32

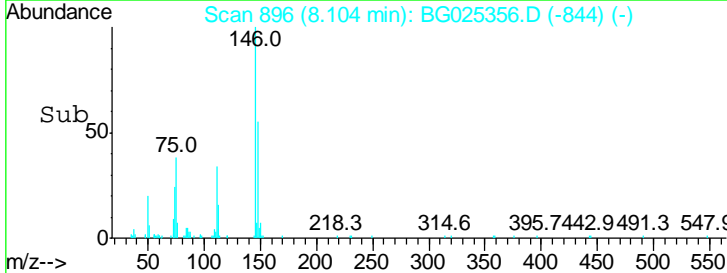
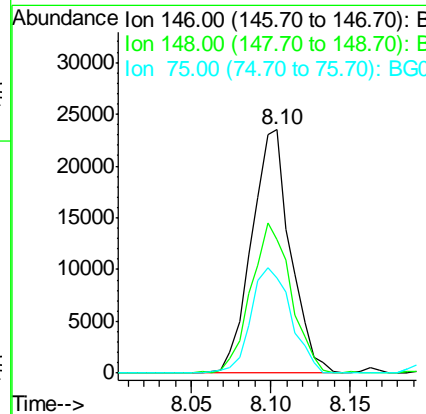
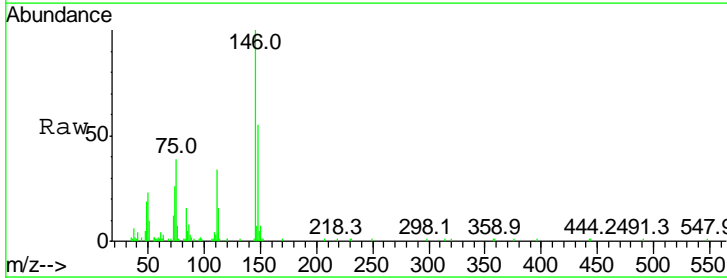
**Instrument :**  
 BNA\_G  
**ClientSampled :**  
 SSTDICC010

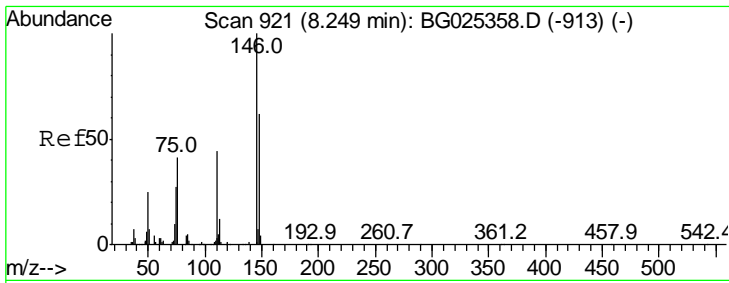
Tgt Ion	Resp	Lower	Upper
93	100		
63	96.5	78.5	118.5
95	32.3	9.8	49.8



#12  
 1,3-Dichlorobenzene  
 Concen: 10.01 ng  
 RT: 8.10 min Scan# 896  
 Delta R.T. 0.01 min  
 Lab File: BG025356.D  
 Acq: 21 Dec 2016 13:32

Tgt Ion	Resp	Lower	Upper
146	100		
148	54.9	49.2	73.8
75	38.9	33.4	50.2

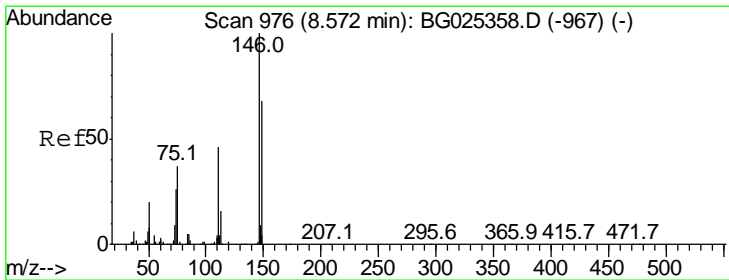
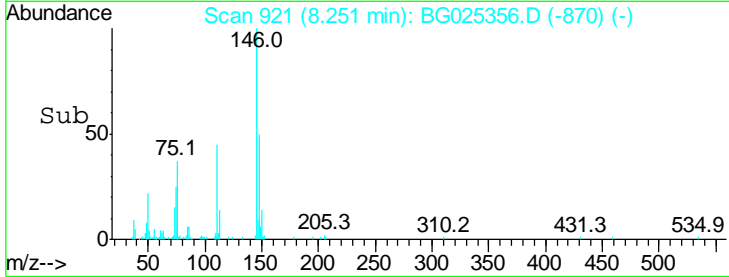
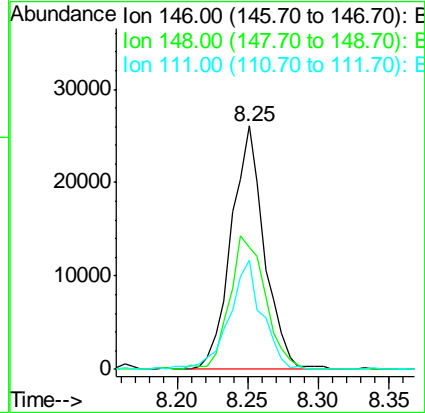
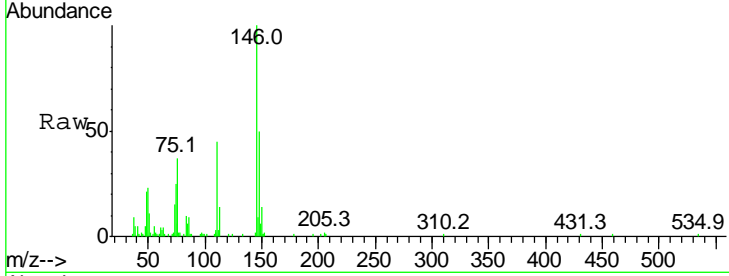




#13  
 1,4-Dichlorobenzene  
 Concen: 10.73 ng  
 RT: 8.25 min Scan# 921  
 Delta R.T. 0.00 min  
 Lab File: BG025356.D  
 Acq: 21 Dec 2016 13:32

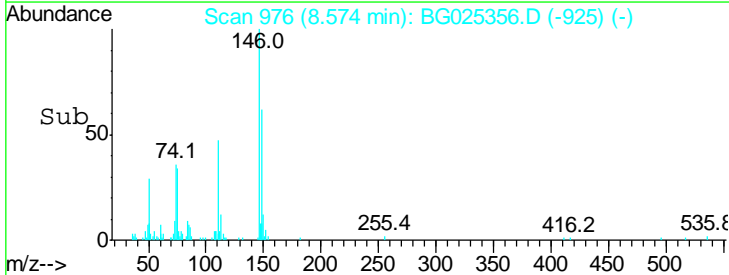
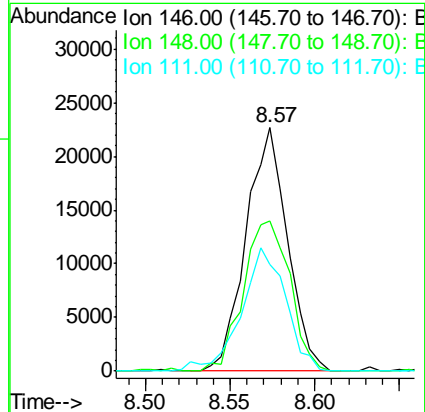
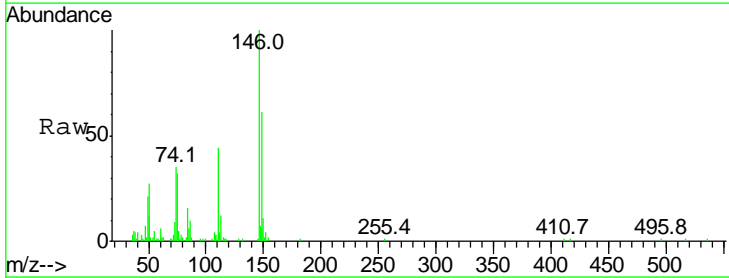
Instrument :  
 BNA\_G  
 ClientSampled :  
 SSTDICC010

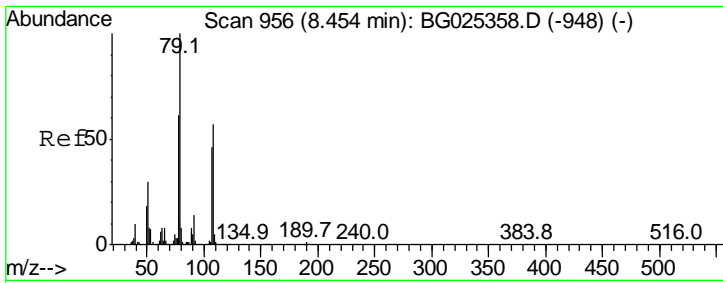
Tgt Ion	Resp	Lower	Upper
146	100		
148	50.2	52.2	78.2#
111	44.9	37.0	55.6



#14  
 1,2-Dichlorobenzene  
 Concen: 10.19 ng  
 RT: 8.57 min Scan# 976  
 Delta R.T. 0.00 min  
 Lab File: BG025356.D  
 Acq: 21 Dec 2016 13:32

Tgt Ion	Resp	Lower	Upper
146	100		
148	61.5	54.6	81.8
111	43.9	39.7	59.5

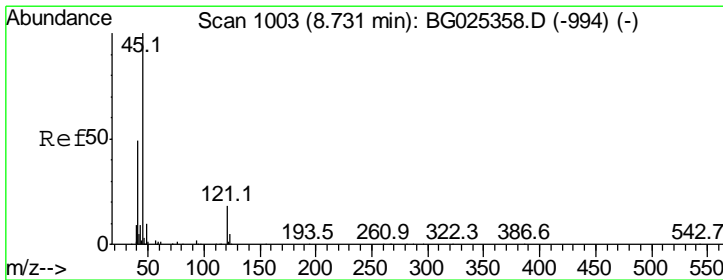
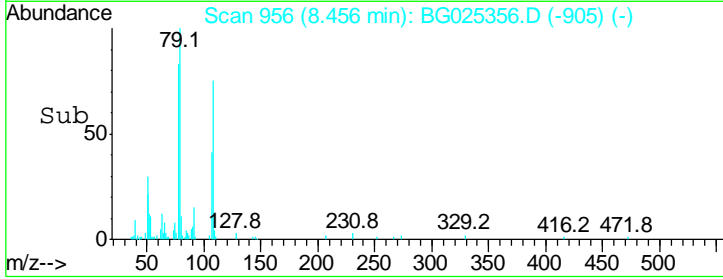
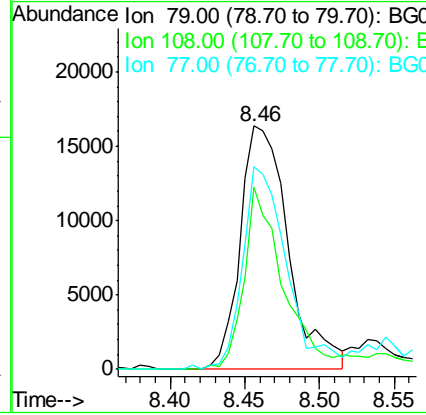
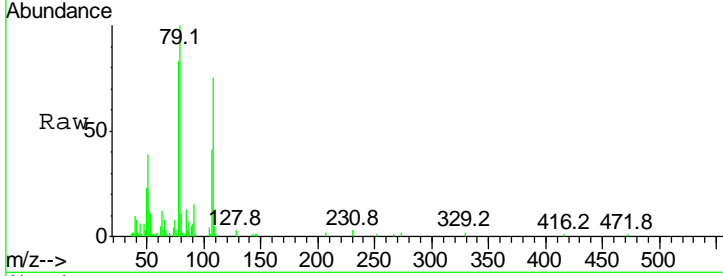




#15  
 Benzyl Alcohol  
 Concen: 9.04 ng  
 RT: 8.46 min Scan# 956  
 Delta R.T. 0.00 min  
 Lab File: BG025356.D  
 Acq: 21 Dec 2016 13:32

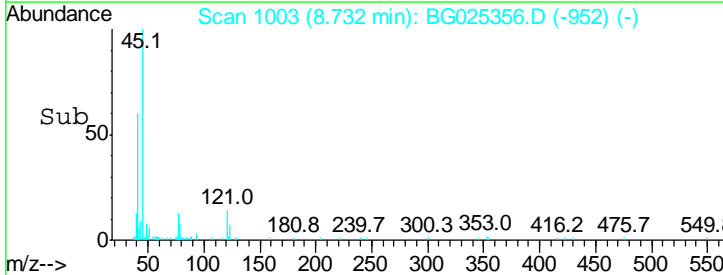
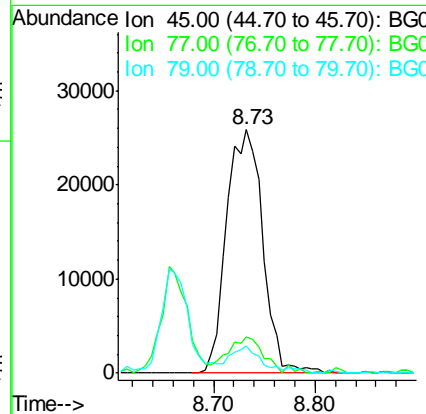
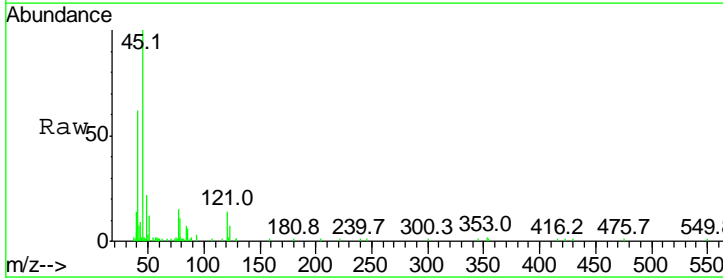
Instrument :  
 BNA\_G  
 ClientSampleId :  
 SSTDICC010

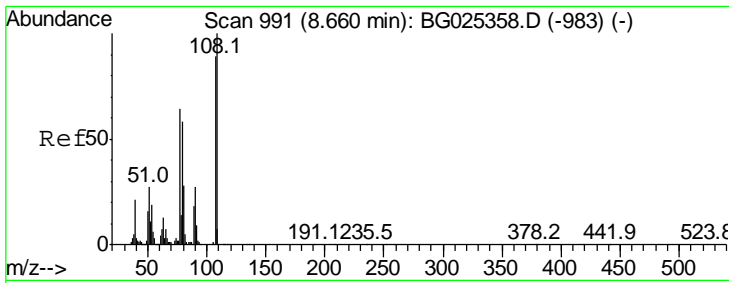
Tgt Ion	Resp	Lower	Upper
79	100		
108	74.8	45.5	68.3#
77	83.5	54.3	81.5#



#16  
 2,2'-oxybis(1-Chloropropane)  
 Concen: 10.21 ng  
 RT: 8.73 min Scan# 1003  
 Delta R.T. 0.00 min  
 Lab File: BG025356.D  
 Acq: 21 Dec 2016 13:32

Tgt Ion	Resp	Lower	Upper
45	100		
77	14.8	0.0	30.6
79	11.5	0.0	28.5

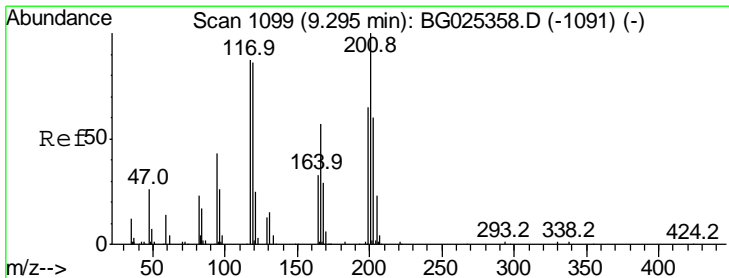
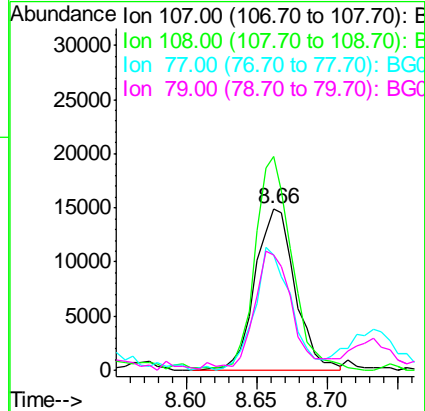

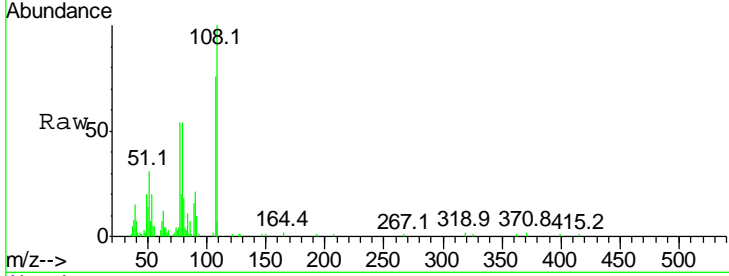




#17  
 2-Methylphenol  
 Concen: 9.94 ng  
 RT: 8.66 min Scan# 991  
 Delta R.T. 0.00 min  
 Lab File: BG025356.D  
 Acq: 21 Dec 2016 13:32

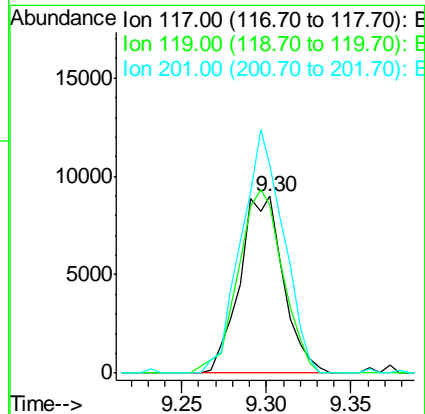
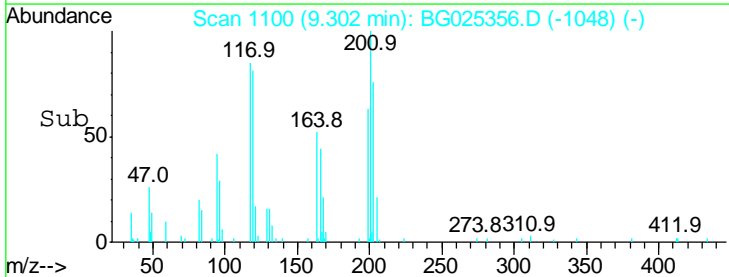
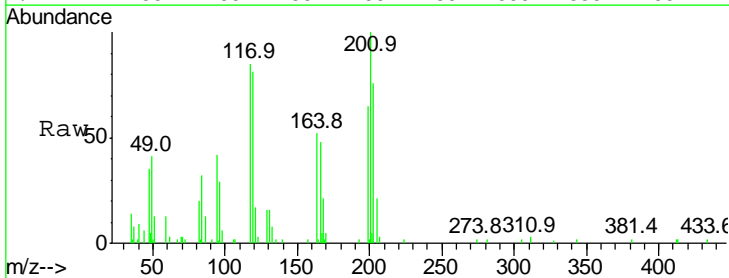
Instrument :  
 BNA\_G  
 ClientSampleId :  
 SSTDICC010

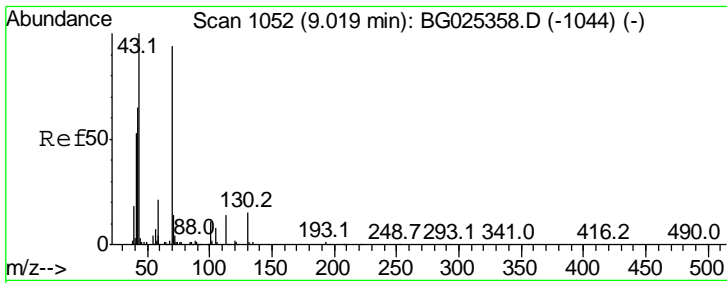
Tgt Ion	Resp	Lower	Upper
107	107		
108	132.4	85.6	128.4#
77	71.2	51.4	77.2
79	71.2	49.2	73.8



#18  
 Hexachloroethane  
 Concen: 10.66 ng  
 RT: 9.30 min Scan# 1100  
 Delta R.T. 0.01 min  
 Lab File: BG025356.D  
 Acq: 21 Dec 2016 13:32

Tgt Ion	Resp	Lower	Upper
117	117		
119	95.0	69.8	104.6
201	117.7	95.4	143.0

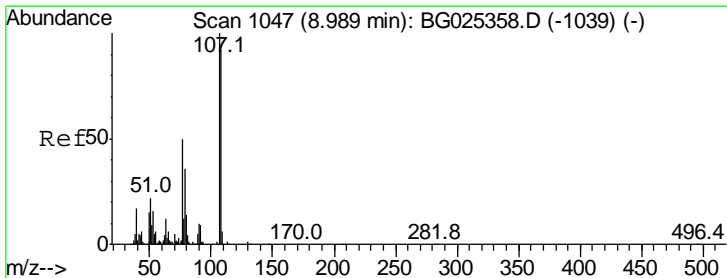
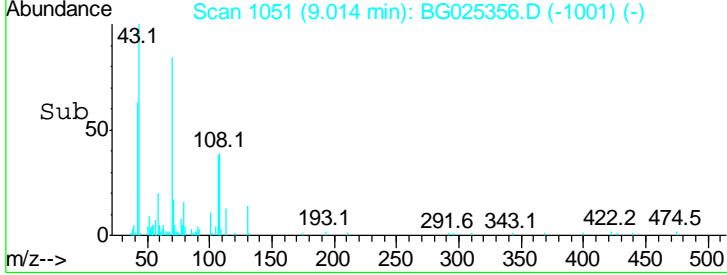
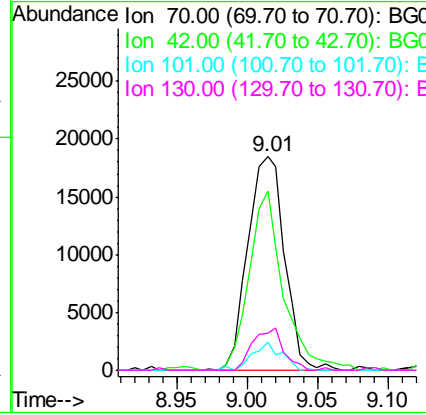
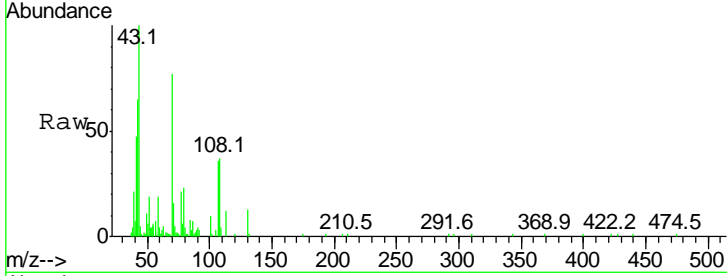




#19  
 n-Nitroso-di-n-propylamine  
 Concen: 10.56 ng  
 RT: 9.01 min Scan# 1051  
 Delta R.T. -0.00 min  
 Lab File: BG025356.D  
 Acq: 21 Dec 2016 13:32

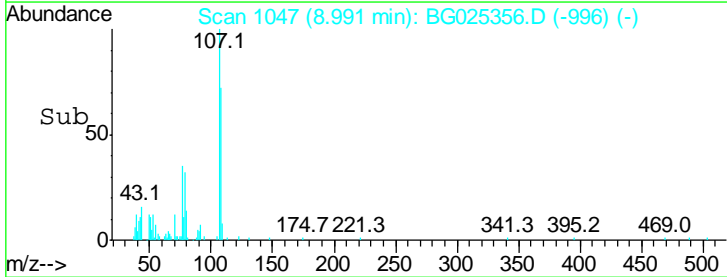
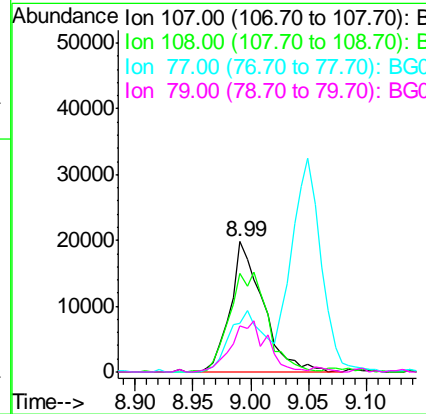
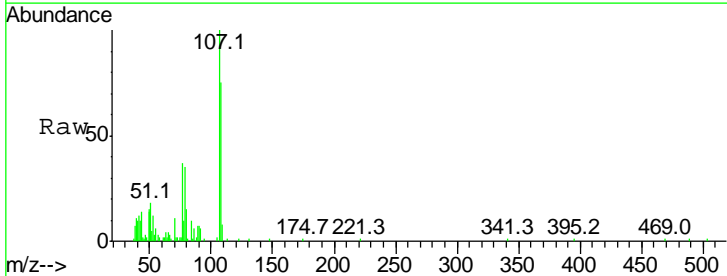
**Instrument :**  
 BNA\_G  
**ClientSampled :**  
 SSTDICC010

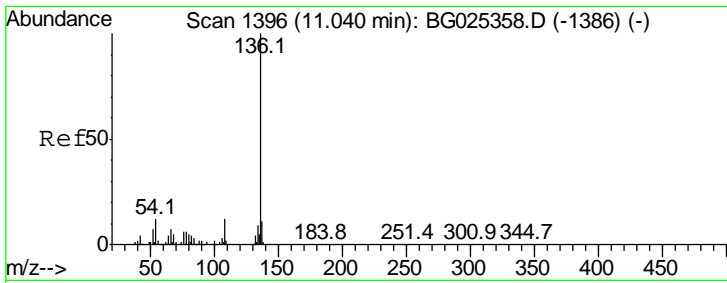
Tgt Ion	Resp	Lower	Upper
70	33911		
70	100		
42	84.0	56.1	84.1
101	13.2	7.5	11.3#
130	17.2	14.6	21.8



#20  
 3+4-Methylphenols  
 Concen: 9.74 ng  
 RT: 8.99 min Scan# 1047  
 Delta R.T. 0.00 min  
 Lab File: BG025356.D  
 Acq: 21 Dec 2016 13:32

Tgt Ion	Resp	Lower	Upper
107	38915		
107	100		
108	75.3	70.8	110.8
77	37.1	25.8	65.8
79	35.0	20.1	60.1

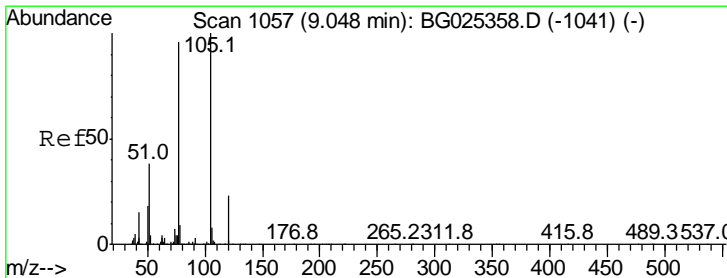
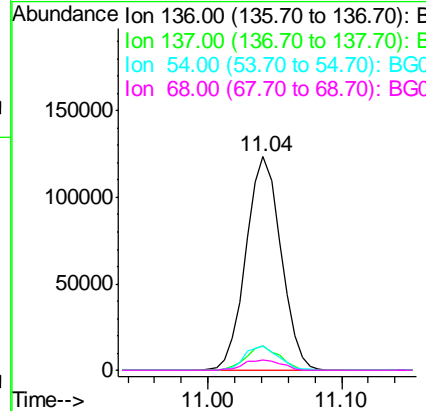
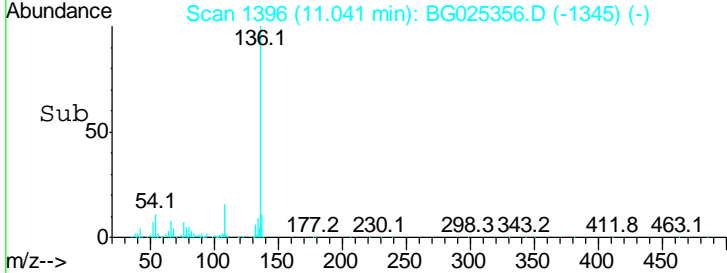
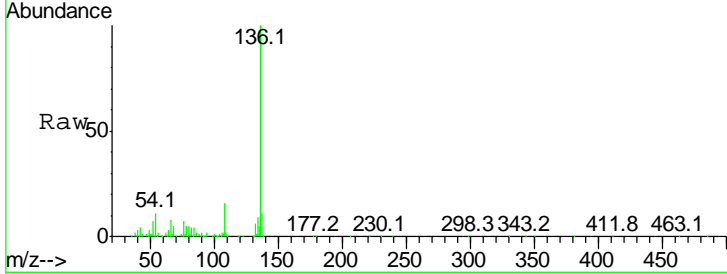




#21  
 Naphthalene-d8  
 Concen: 20.00 ng  
 RT: 11.04 min Scan# 1396  
 Delta R.T. 0.00 min  
 Lab File: BG025356.D  
 Acq: 21 Dec 2016 13:32

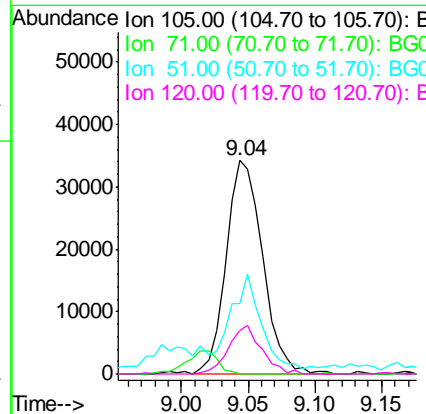
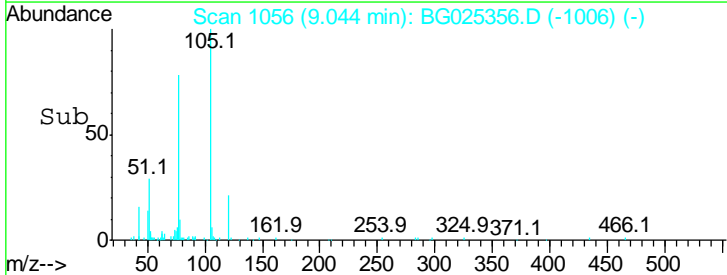
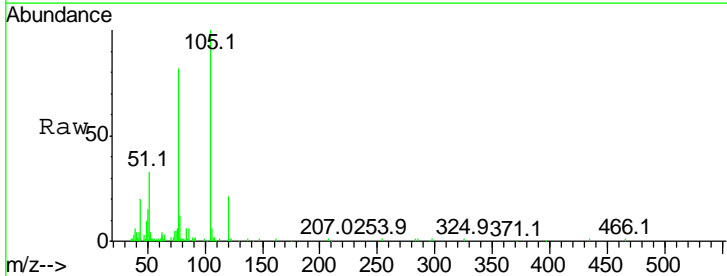
Instrument :  
 BNA\_G  
 ClientSampled :  
 SSTDICC010

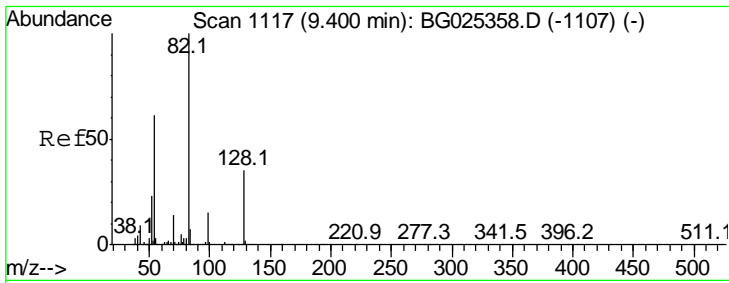
Tgt Ion	Resp	Lower	Upper
136	100		
137	11.3	8.9	13.3
54	11.4	9.3	13.9
68	4.6	5.1	7.7#



#22  
 Acetophenone  
 Concen: 11.39 ng  
 RT: 9.04 min Scan# 1056  
 Delta R.T. -0.00 min  
 Lab File: BG025356.D  
 Acq: 21 Dec 2016 13:32

Tgt Ion	Resp	Lower	Upper
105	100		
71	0.0	0.9	1.3#
51	32.9	34.0	51.0#
120	20.6	17.3	25.9

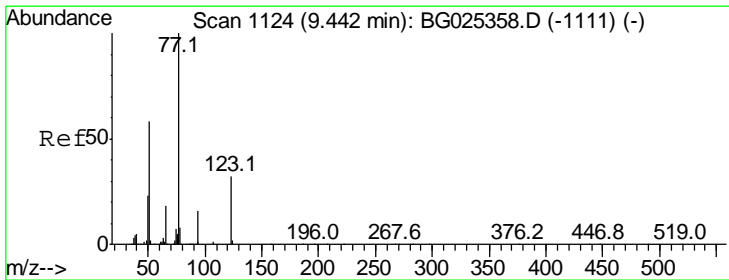
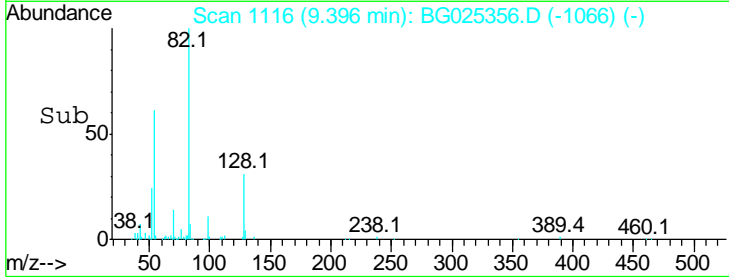
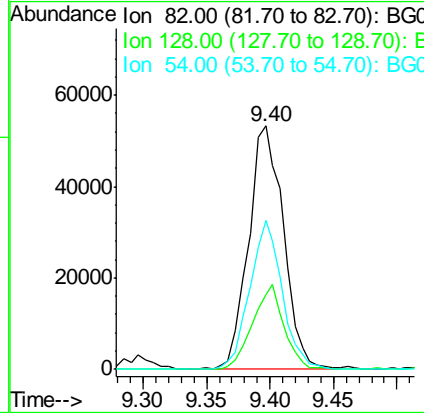
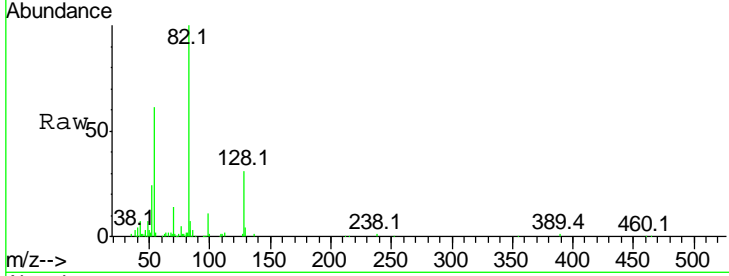




#23  
 Nitrobenzene-d5  
 Concen: 20.81 ng  
 RT: 9.40 min Scan# 1116  
 Delta R.T. -0.00 min  
 Lab File: BG025356.D  
 Acq: 21 Dec 2016 13:32

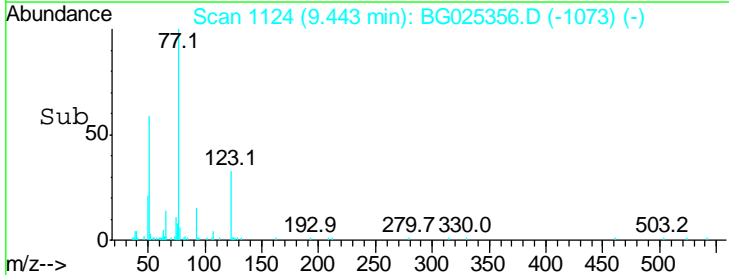
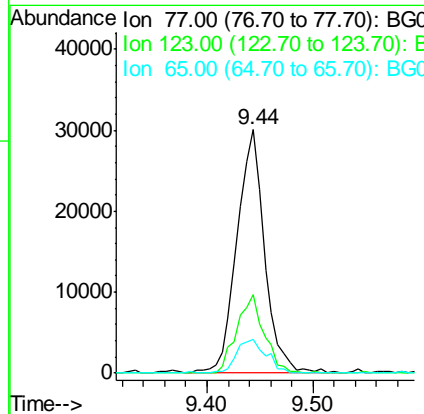
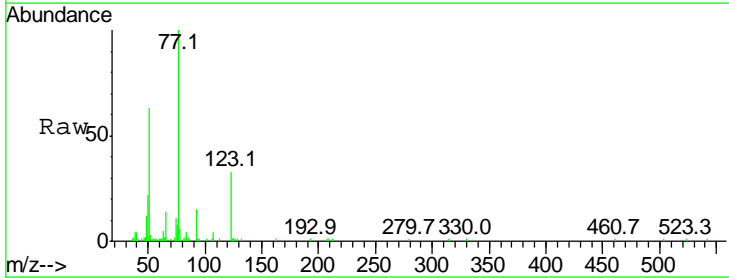
Instrument :  
 BNA\_G  
 ClientSampled :  
 SSTDICC010

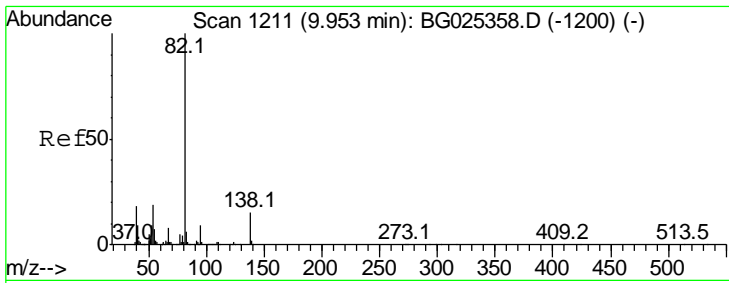
Tgt Ion	Resp	Lower	Upper
82	102042		
128	30.6	26.4	39.6
54	61.2	49.4	74.2



#24  
 Nitrobenzene  
 Concen: 9.97 ng  
 RT: 9.44 min Scan# 1124  
 Delta R.T. 0.00 min  
 Lab File: BG025356.D  
 Acq: 21 Dec 2016 13:32

Tgt Ion	Resp	Lower	Upper
77	54365		
123	32.5	26.1	39.1
65	13.9	12.4	18.6

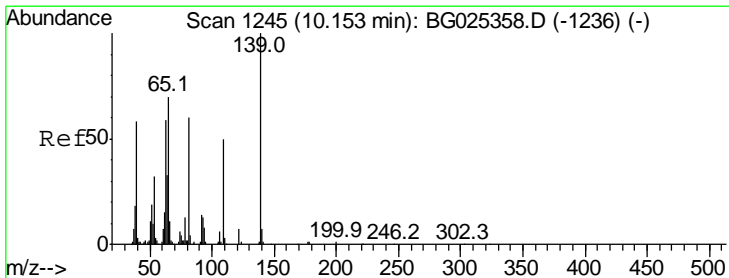
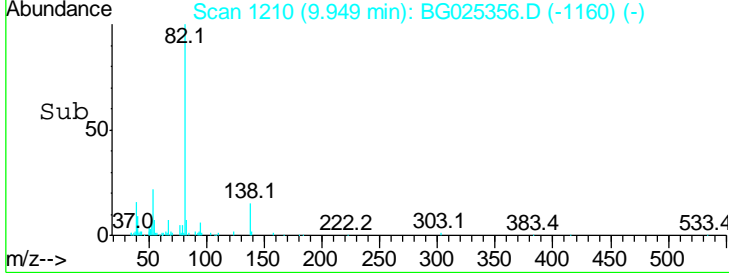
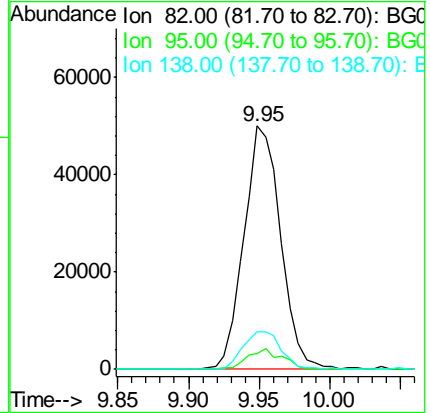
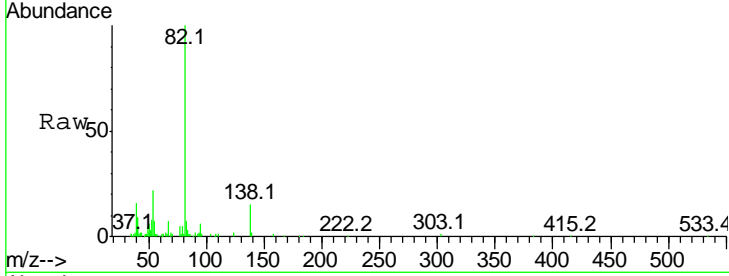




#25  
 Isophorone  
 Concen: 10.00 ng  
 RT: 9.95 min Scan# 1210  
 Delta R.T. -0.00 min  
 Lab File: BG025356.D  
 Acq: 21 Dec 2016 13:32

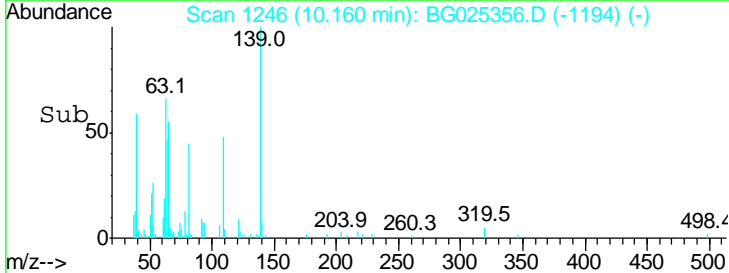
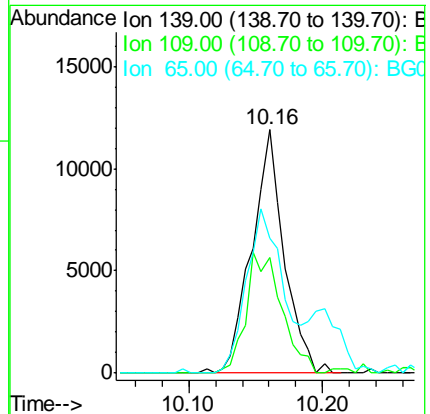
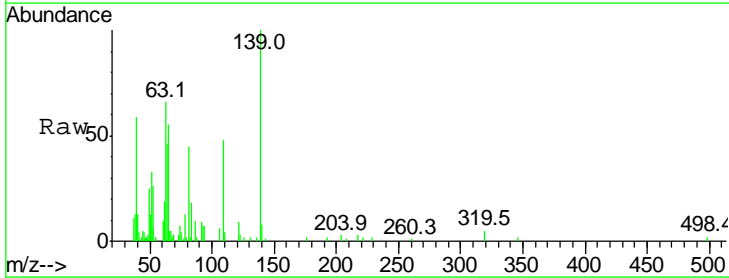
Instrument :  
 BNA\_G  
 ClientSampled :  
 SSTDICC010

Tgt Ion	Resp	Lower	Upper
82	100		
95	6.4	7.5	11.3#
138	15.5	12.3	18.5

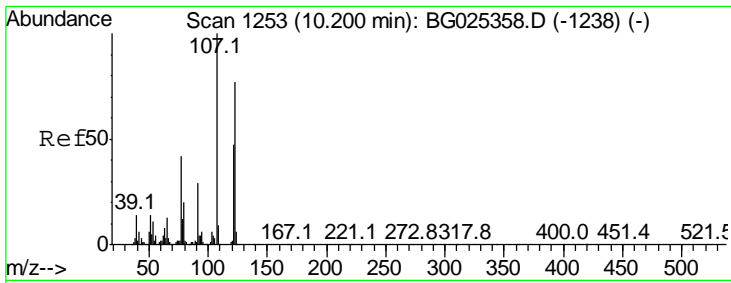


#26  
 2-Nitrophenol  
 Concen: 9.85 ng  
 RT: 10.16 min Scan# 1246  
 Delta R.T. 0.01 min  
 Lab File: BG025356.D  
 Acq: 21 Dec 2016 13:32

Tgt Ion	Resp	Lower	Upper
139	100		
109	47.5	38.6	58.0
65	55.4	57.1	85.7#



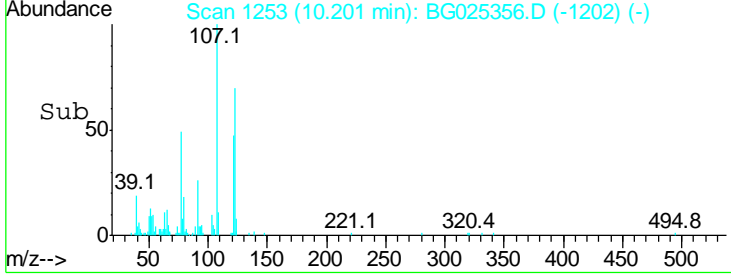
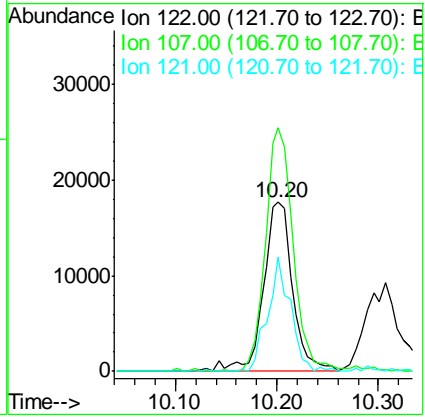
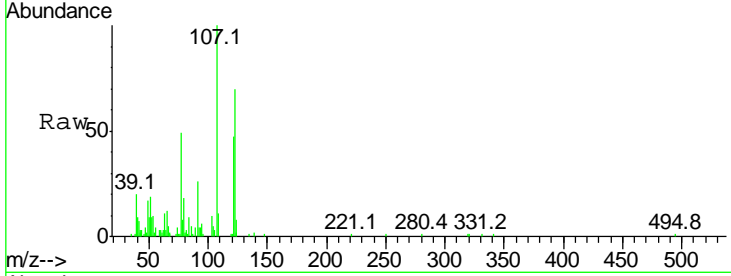




#27  
 2,4-Dimethylphenol  
 Concen: 9.98 ng  
 RT: 10.20 min Scan# 1253  
 Delta R.T. 0.00 min  
 Lab File: BG025356.D  
 Acq: 21 Dec 2016 13:32

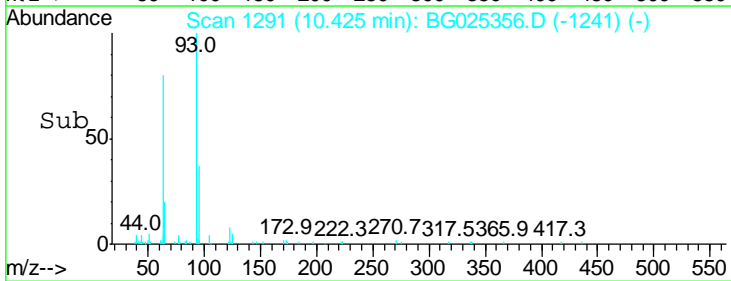
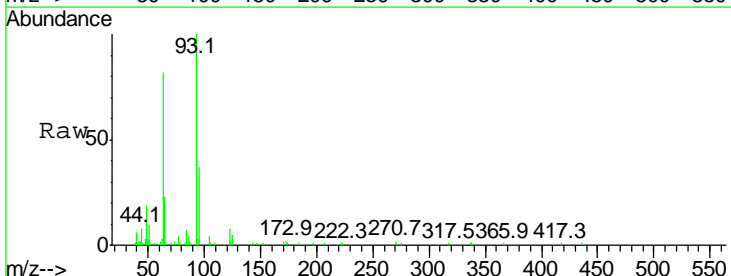
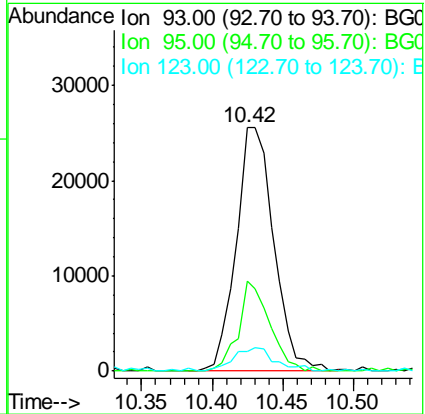
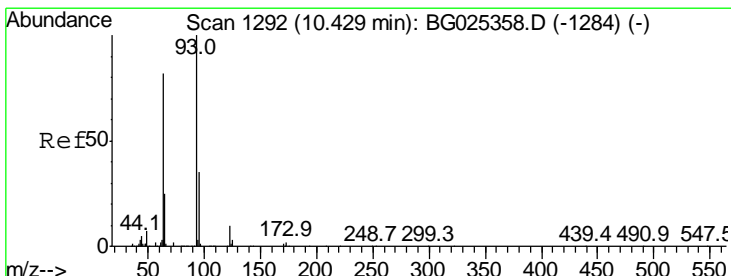
Instrument :  
 BNA\_G  
 ClientSampled :  
 SSTDICC010

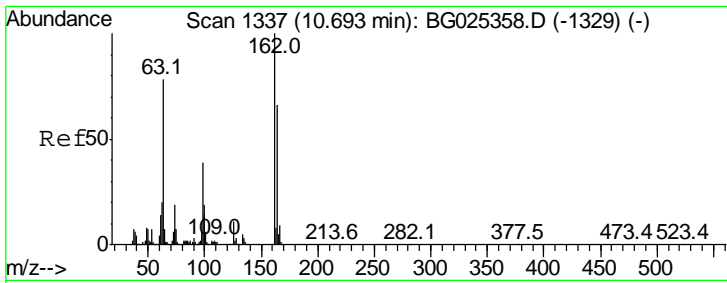
Tgt Ion	Resp	Lower	Upper
122	35383		
107	143.9	104.2	156.4
121	67.6	46.0	69.0



#28  
 bis(2-Chloroethoxy)methane  
 Concen: 10.13 ng  
 RT: 10.42 min Scan# 1291  
 Delta R.T. -0.00 min  
 Lab File: BG025356.D  
 Acq: 21 Dec 2016 13:32

Tgt Ion	Resp	Lower	Upper
93	47783		
95	36.8	25.7	38.5
123	7.8	8.3	12.5#

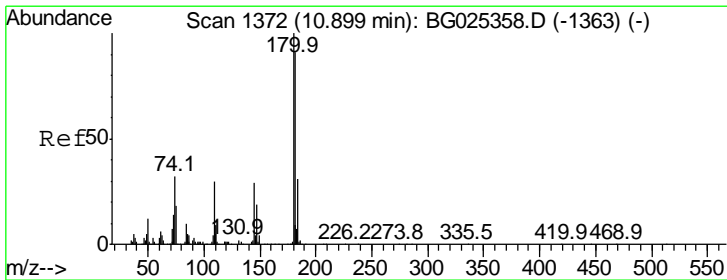
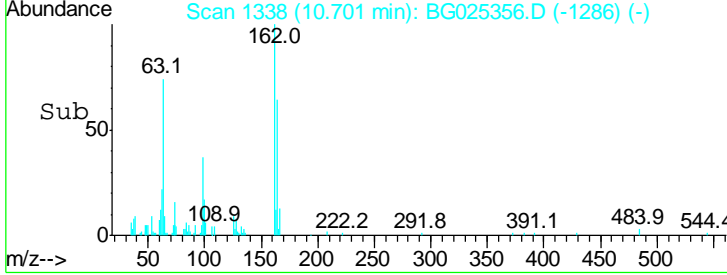
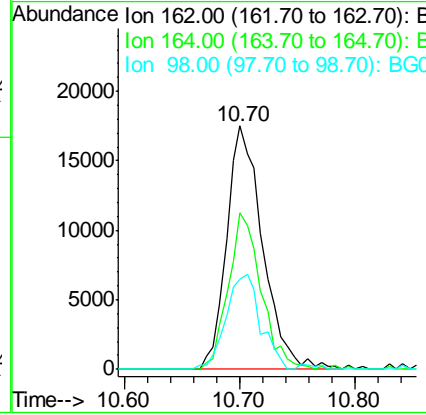
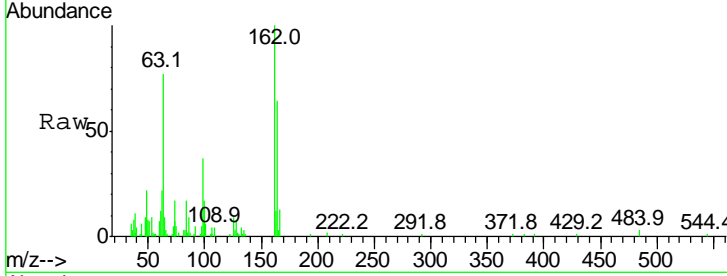




#29  
 2,4-Dichlorophenol  
 Concen: 10.13 ng  
 RT: 10.70 min Scan# 1338  
 Delta R.T. 0.01 min  
 Lab File: BG025356.D  
 Acq: 21 Dec 2016 13:32

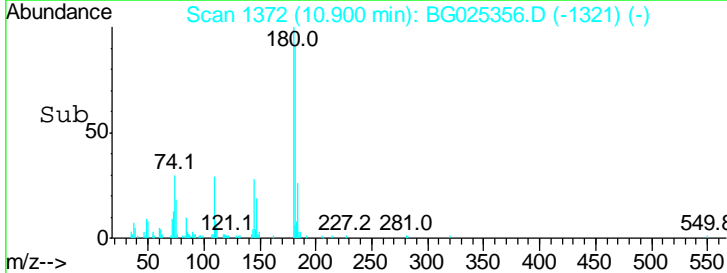
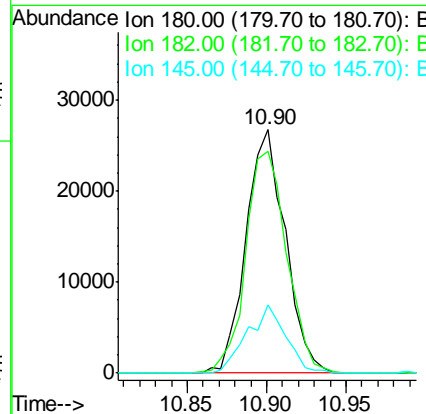
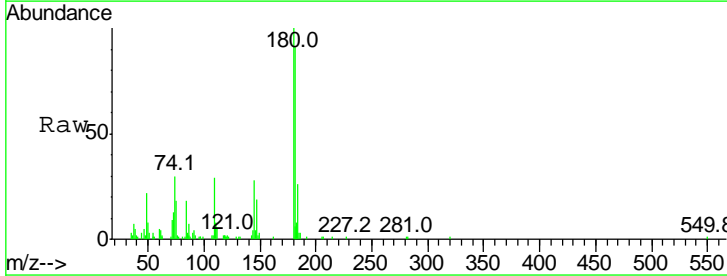
Instrument :  
 BNA\_G  
 ClientSampleId :  
 SSTDICC010

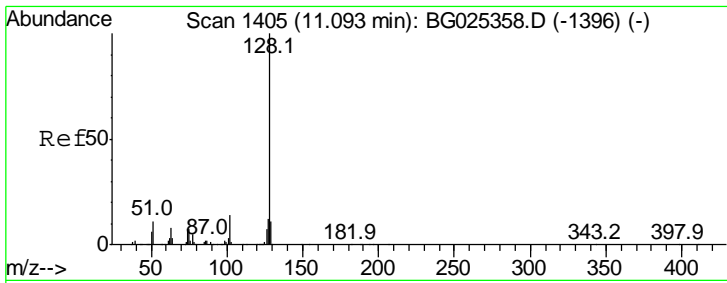
Tgt Ion	Resp	Lower	Upper
162	100		
164	64.2	42.4	82.4
98	36.9	20.3	60.3



#30  
 1,2,4-Trichlorobenzene  
 Concen: 10.41 ng  
 RT: 10.90 min Scan# 1372  
 Delta R.T. 0.00 min  
 Lab File: BG025356.D  
 Acq: 21 Dec 2016 13:32

Tgt Ion	Resp	Lower	Upper
180	100		
182	91.1	77.0	115.4
145	27.9	23.4	35.0

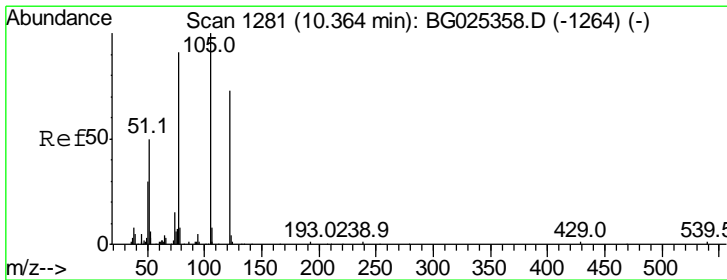
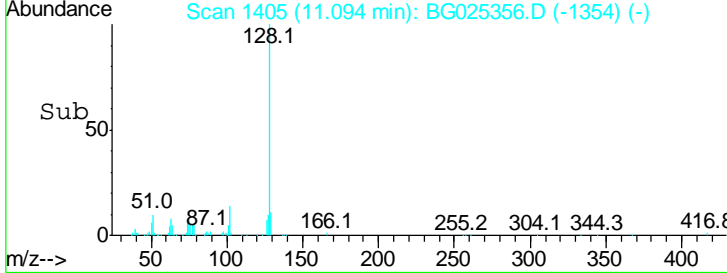
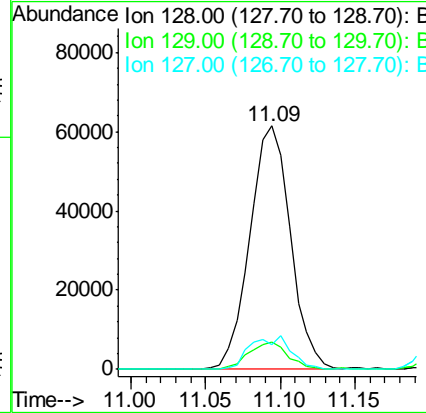
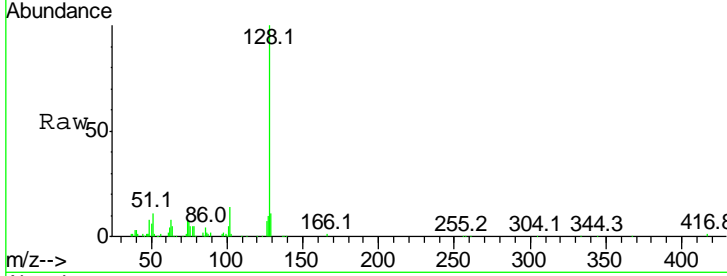




#31  
 Naphthalene  
 Concen: 10.37 ng  
 RT: 11.09 min Scan# 1405  
 Delta R.T. 0.00 min  
 Lab File: BG025356.D  
 Acq: 21 Dec 2016 13:32

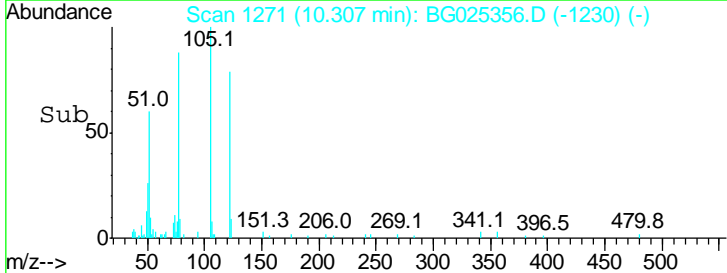
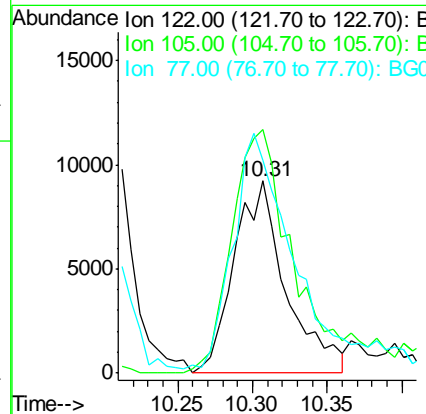
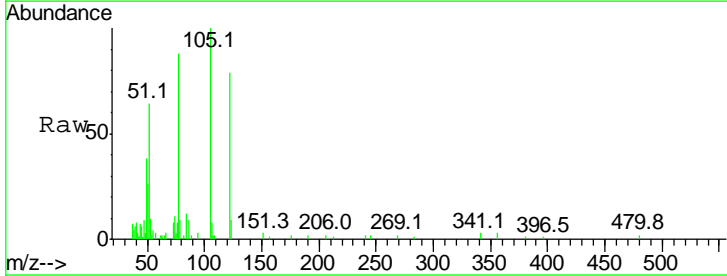
Instrument :  
 BNA\_G  
 ClientSampled :  
 SSTDICC010

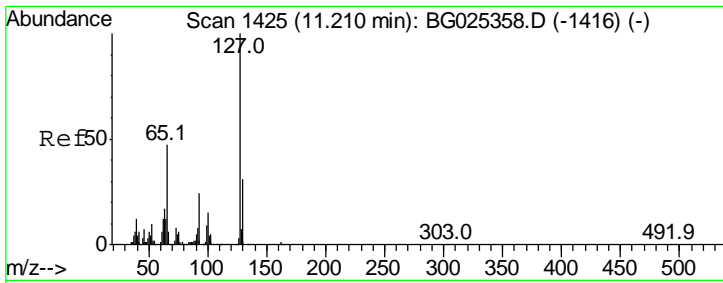
Tgt Ion	Resp	Lower	Upper
128	115421		
129	11.5	9.3	13.9
127	10.4	11.4	17.0#



#32  
 Benzoic acid  
 Concen: 7.55 ng  
 RT: 10.31 min Scan# 1271  
 Delta R.T. -0.06 min  
 Lab File: BG025356.D  
 Acq: 21 Dec 2016 13:32

Tgt Ion	Resp	Lower	Upper
122	22295		
105	126.8	120.1	160.1
77	110.9	104.6	144.6

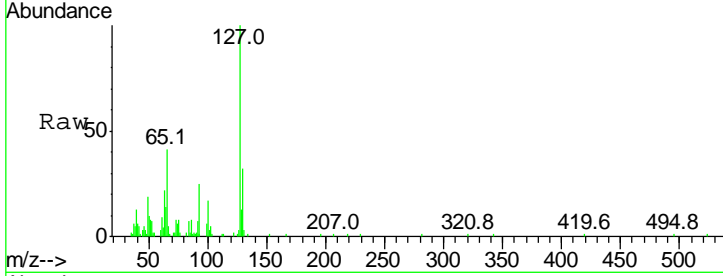




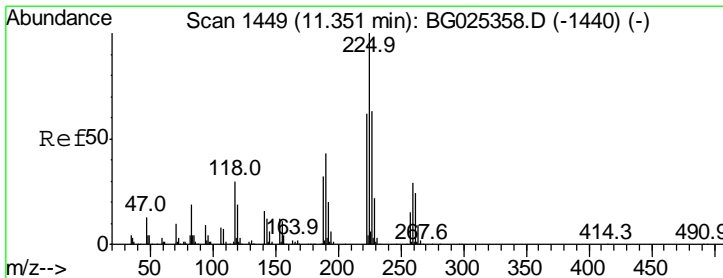
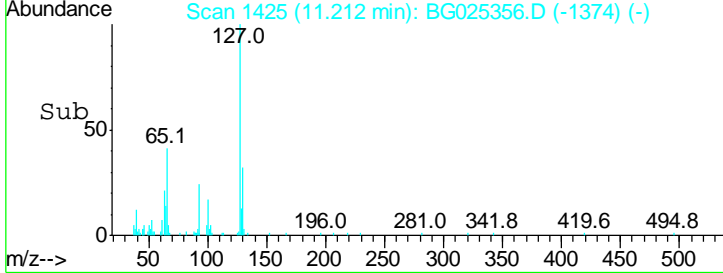
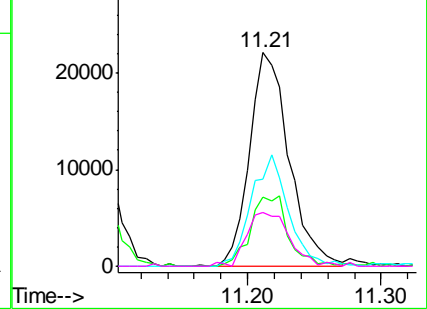
#33  
 4-Chloroaniline  
 Concen: 9.34 ng  
 RT: 11.21 min Scan# 1425  
 Delta R.T. 0.00 min  
 Lab File: BG025356.D  
 Acq: 21 Dec 2016 13:32

Instrument :  
 BNA\_G  
 ClientSampleId :  
 SSTDICC010

Tgt Ion	Resp	Lower	Upper
127	45141		
129	32.2	23.6	35.4
65	40.7	37.7	56.5
92	25.4	17.6	26.4

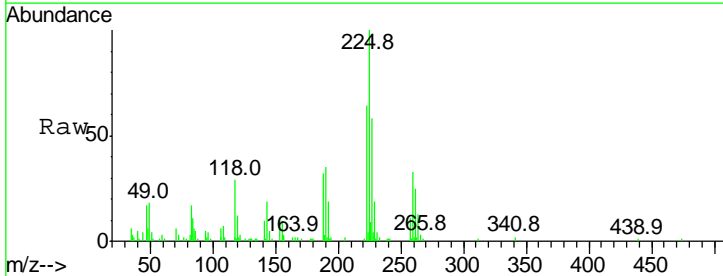


Abundance Ion 127.00 (126.70 to 127.70): E  
 Ion 129.00 (128.70 to 129.70): E  
 Ion 65.00 (64.70 to 65.70): BGC  
 Ion 92.00 (91.70 to 92.70): BGC

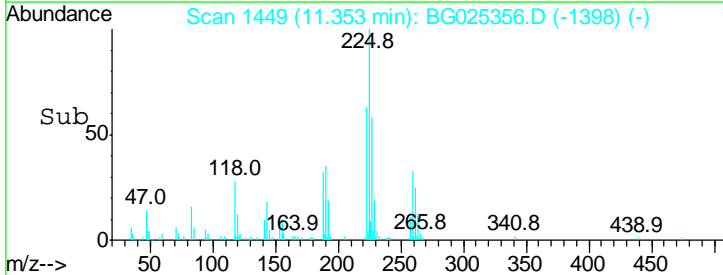
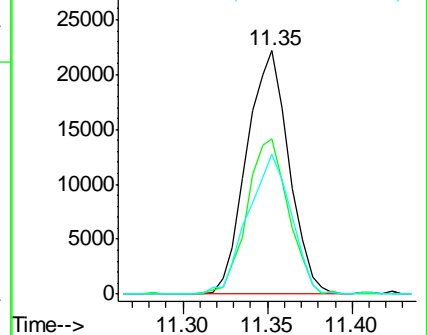


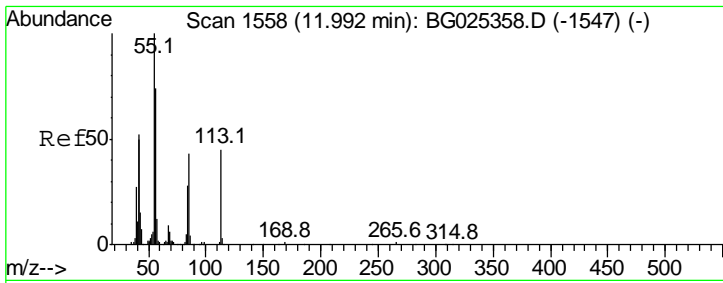
#34  
 Hexachlorobutadiene  
 Concen: 11.15 ng  
 RT: 11.35 min Scan# 1449  
 Delta R.T. 0.00 min  
 Lab File: BG025356.D  
 Acq: 21 Dec 2016 13:32

Tgt Ion	Resp	Lower	Upper
225	38494		
223	67.7	50.7	76.1
227	57.5	49.0	73.6



Abundance Ion 225.00 (224.70 to 225.70): E  
 Ion 223.00 (222.70 to 223.70): E  
 Ion 227.00 (226.70 to 227.70): E

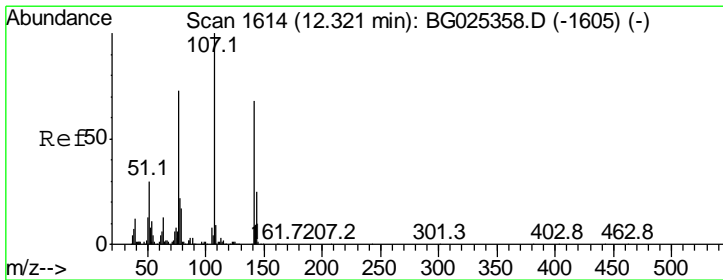
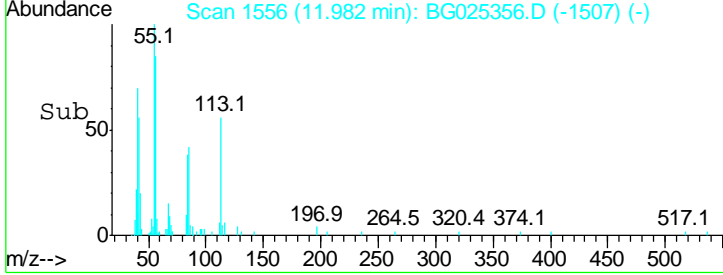
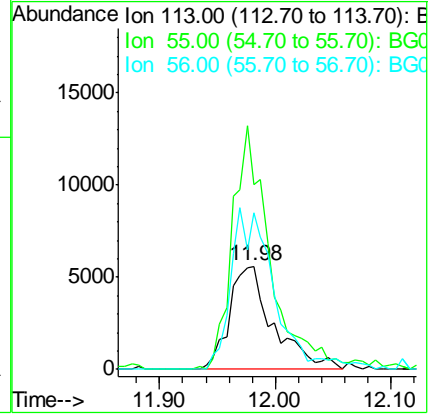
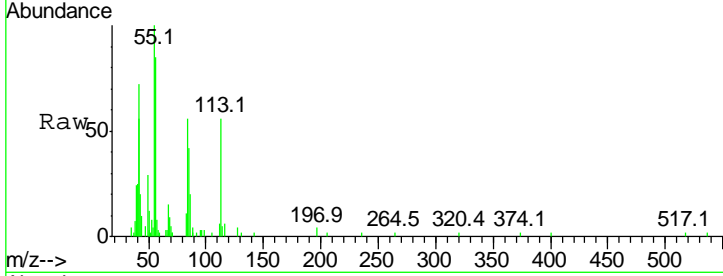




#35  
 Caprolactam  
 Concen: 10.83 ng  
 RT: 11.98 min Scan# 1556  
 Delta R.T. -0.01 min  
 Lab File: BG025356.D  
 Acq: 21 Dec 2016 13:32

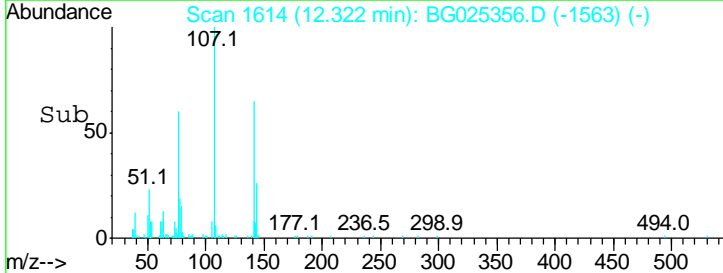
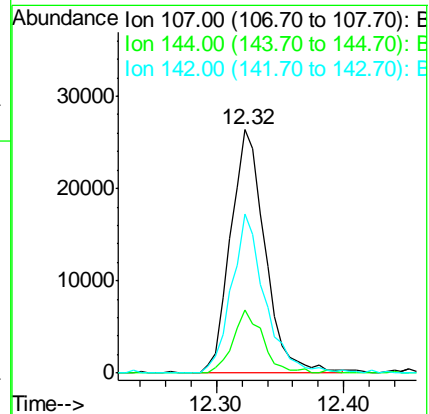
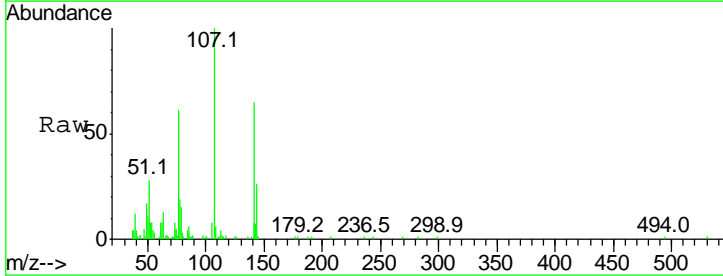
Instrument :  
 BNA\_G  
 ClientSampled :  
 SSTDICC010

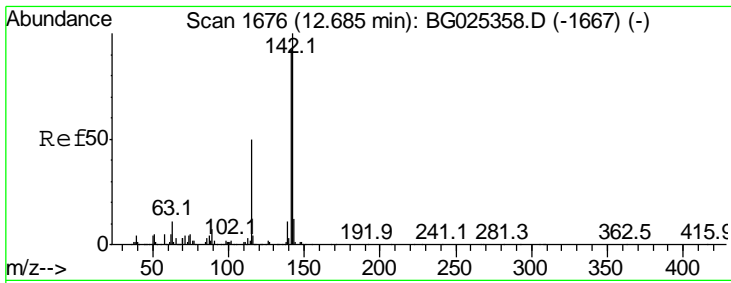
Tgt Ion	Resp	Lower	Upper
113	14754		
113	100		
55	178.7	198.6	238.6#
56	151.4	140.4	180.4



#36  
 4-Chloro-3-methylphenol  
 Concen: 11.06 ng  
 RT: 12.32 min Scan# 1614  
 Delta R.T. 0.00 min  
 Lab File: BG025356.D  
 Acq: 21 Dec 2016 13:32

Tgt Ion	Resp	Lower	Upper
107	49686		
107	100		
144	25.8	17.4	26.0
142	65.4	54.1	81.1

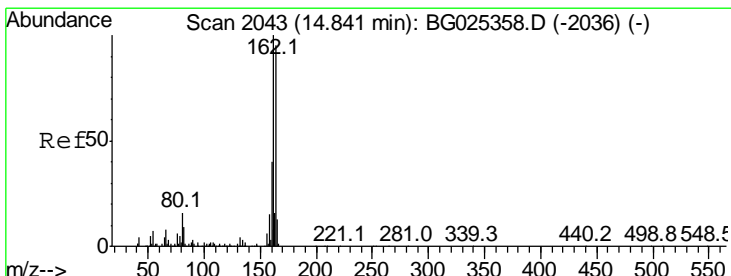
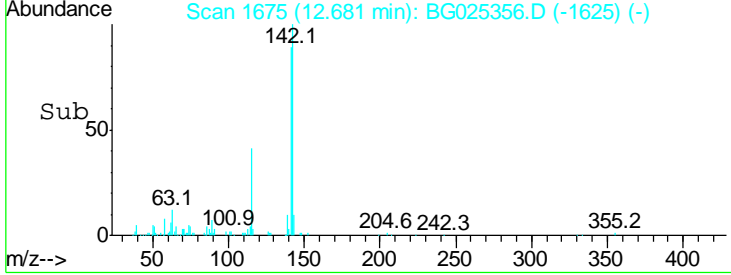
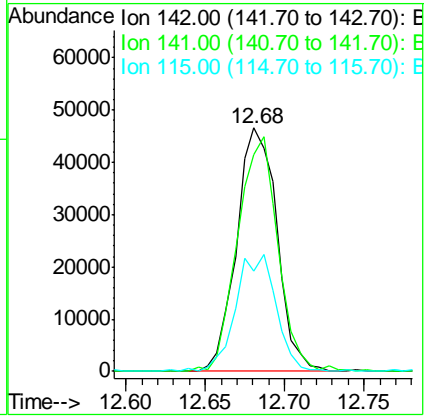
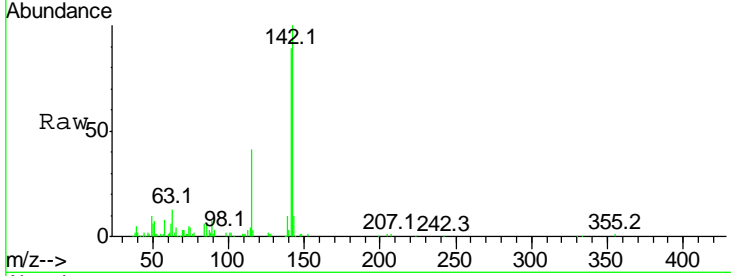




#37  
 2-Methylnaphthalene  
 Concen: 10.11 ng  
 RT: 12.68 min Scan# 1675  
 Delta R.T. -0.00 min  
 Lab File: BG025356.D  
 Acq: 21 Dec 2016 13:32

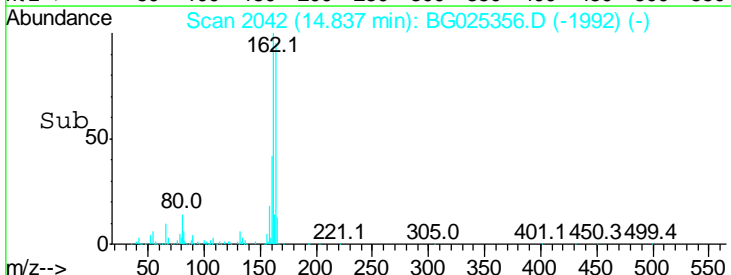
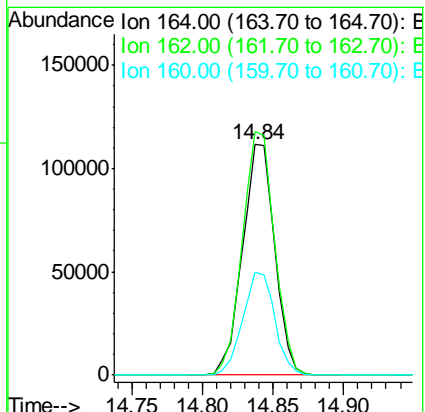
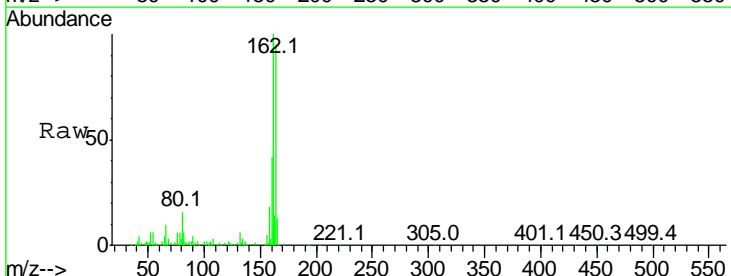
Instrument :  
 BNA\_G  
 ClientSampled :  
 SSTDICC010

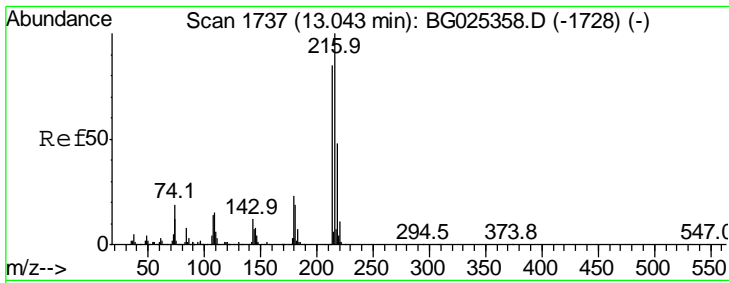
Tgt Ion	Resp	Lower	Upper
142	100		
141	88.9	70.4	105.6
115	41.1	35.5	53.3



#38  
 Acenaphthene-d10  
 Concen: 20.00 ng  
 RT: 14.84 min Scan# 2042  
 Delta R.T. -0.00 min  
 Lab File: BG025356.D  
 Acq: 21 Dec 2016 13:32

Tgt Ion	Resp	Lower	Upper
164	100		
162	105.6	85.1	127.7
160	44.9	34.7	52.1

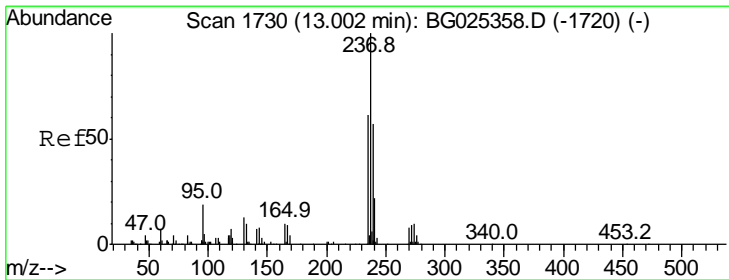
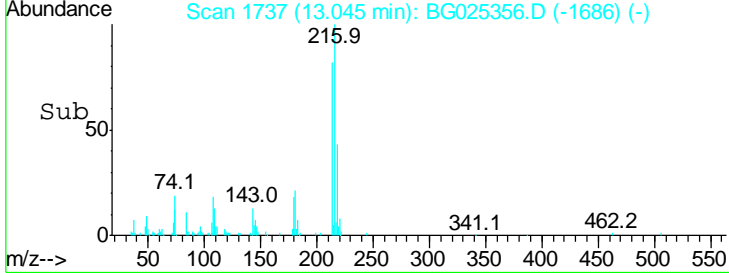
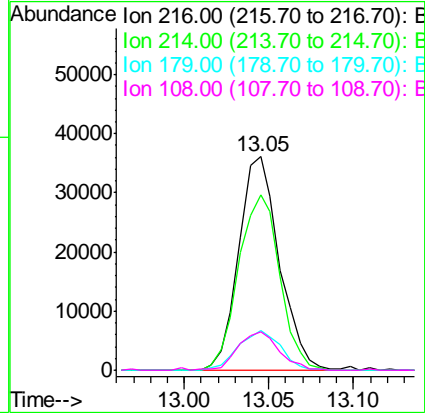
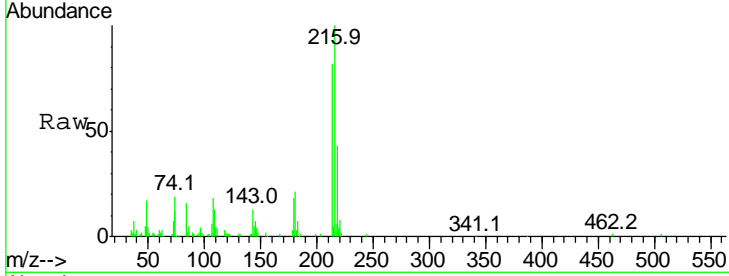




#39  
 1,2,4,5-Tetrachlorobenzene  
 Concen: 9.99 ng  
 RT: 13.05 min Scan# 1737  
 Delta R.T. 0.00 min  
 Lab File: BG025356.D  
 Acq: 21 Dec 2016 13:32

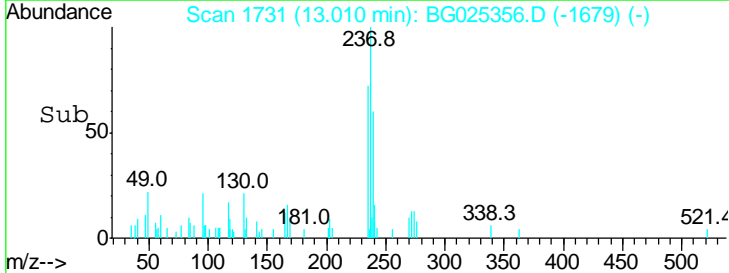
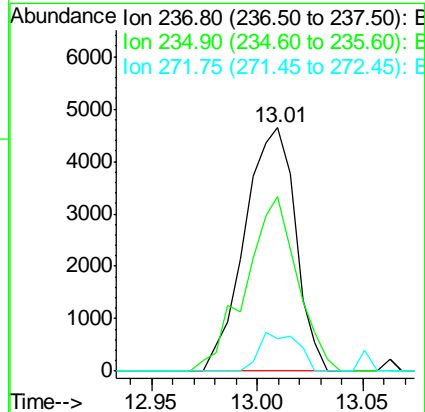
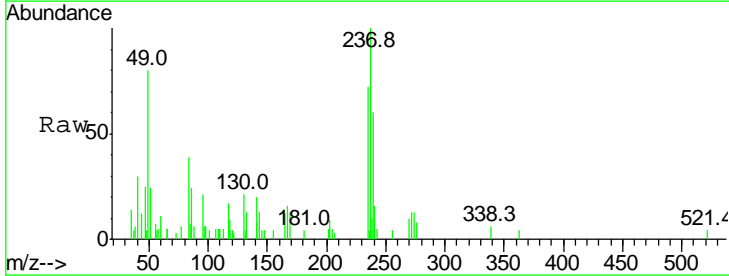
Instrument :  
 BNA\_G  
 ClientSampled :  
 SSTDICC010

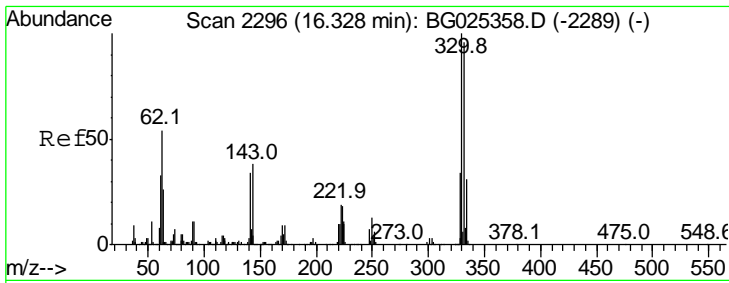
Tgt Ion	Resp	Lower	Upper
216	60339		
214	83.2	64.4	96.6
179	19.5	17.4	26.0
108	18.4	15.6	23.4



#40  
 Hexachlorocyclopentadiene  
 Concen: 2.28 ng  
 RT: 13.01 min Scan# 1731  
 Delta R.T. 0.01 min  
 Lab File: BG025356.D  
 Acq: 21 Dec 2016 13:32

Tgt Ion	Resp	Lower	Upper
237	7748		
235	71.8	39.4	79.4
272	13.4	0.0	32.0

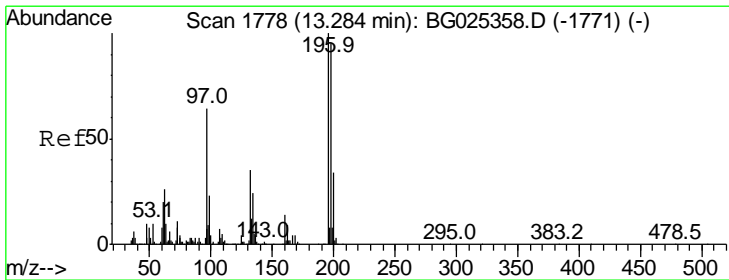
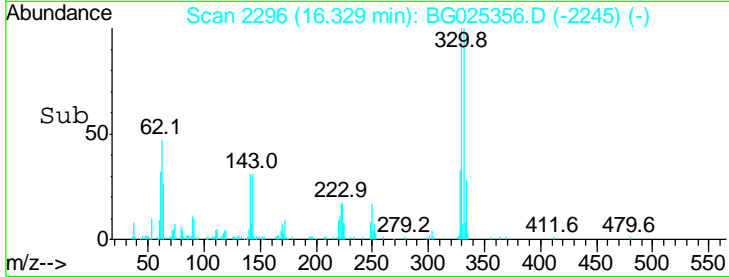
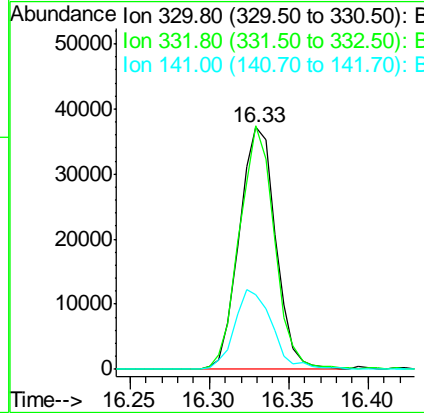
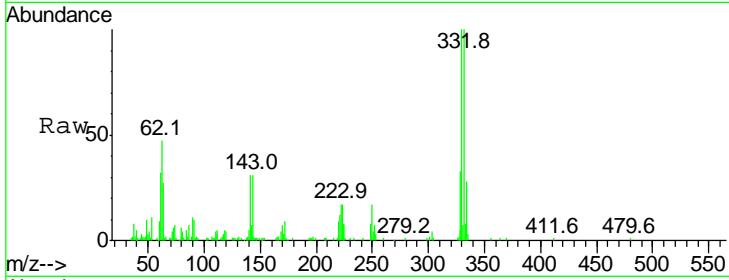




#41  
 2,4,6-Tribromophenol  
 Concen: 22.14 ng  
 RT: 16.33 min Scan# 2296  
 Delta R.T. 0.00 min  
 Lab File: BG025356.D  
 Acq: 21 Dec 2016 13:32

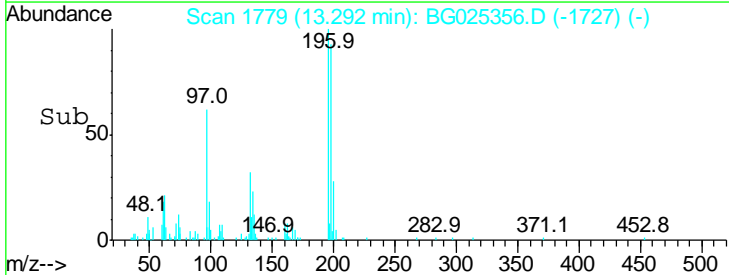
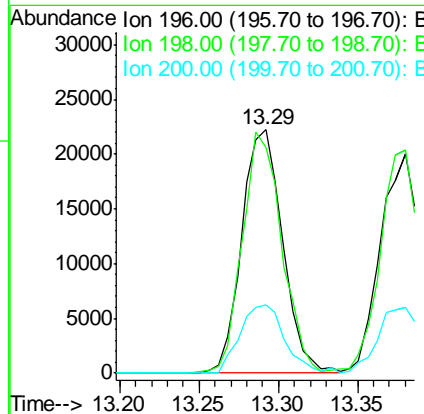
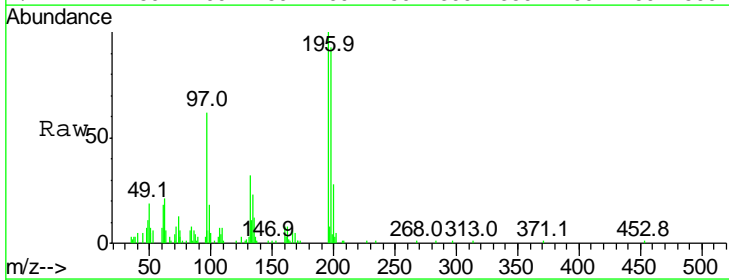
Instrument :  
 BNA\_G  
 ClientSampleId :  
 SSTDICC010

Tgt Ion	Resp	Lower	Upper
330	100		
332	96.6	77.3	115.9
141	34.2	32.1	48.1

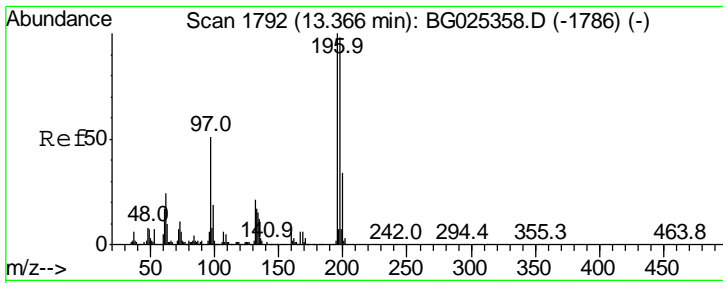


#42  
 2,4,6-Trichlorophenol  
 Concen: 10.95 ng  
 RT: 13.29 min Scan# 1779  
 Delta R.T. 0.01 min  
 Lab File: BG025356.D  
 Acq: 21 Dec 2016 13:32

Tgt Ion	Resp	Lower	Upper
196	100		
198	92.7	81.4	122.2
200	28.1	27.0	40.6



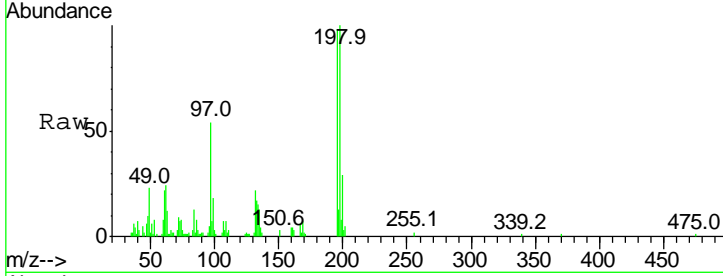




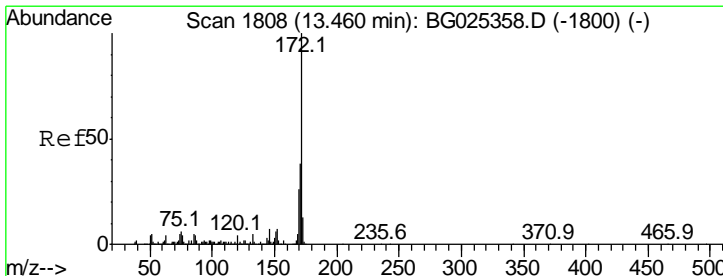
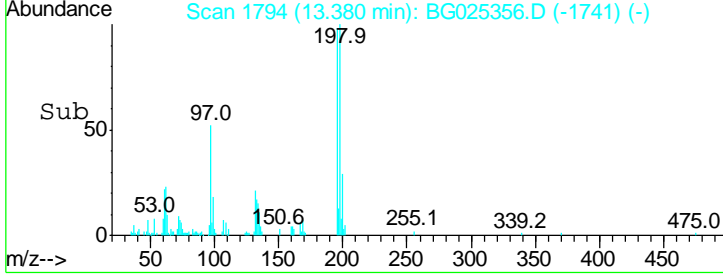
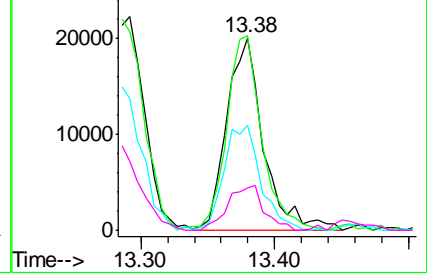
#43  
 2,4,5-Trichlorophenol  
 Concen: 9.88 ng  
 RT: 13.38 min Scan# 1794  
 Delta R.T. 0.01 min  
 Lab File: BG025356.D  
 Acq: 21 Dec 2016 13:32

Instrument :  
 BNA\_G  
 ClientSampleId :  
 SSTDICC010

Tgt Ion	Resp	Lower	Upper
196	100		
198	101.6	79.9	119.9
97	55.0	45.4	68.0
132	22.0	20.7	31.1

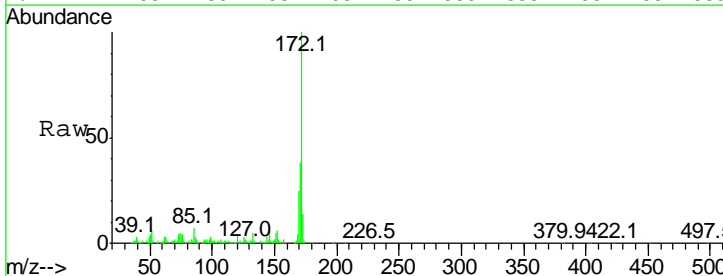


Abundance Ion 196.00 (195.70 to 196.70): E  
 Ion 198.00 (197.70 to 198.70): E  
 Ion 97.00 (96.70 to 97.70): BGC  
 Ion 132.00 (131.70 to 132.70): E

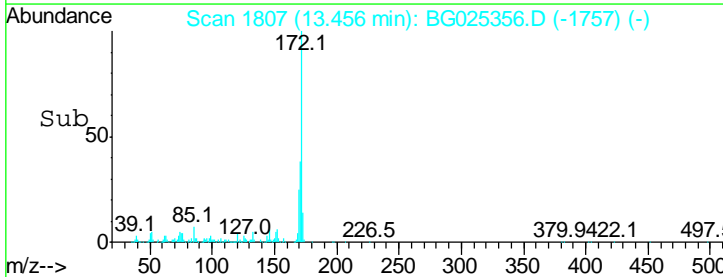
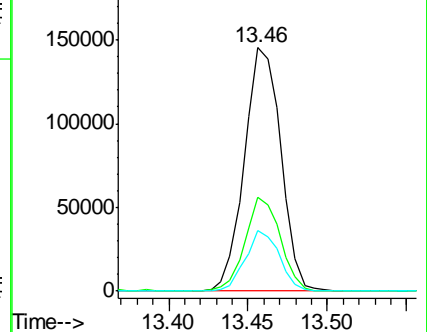


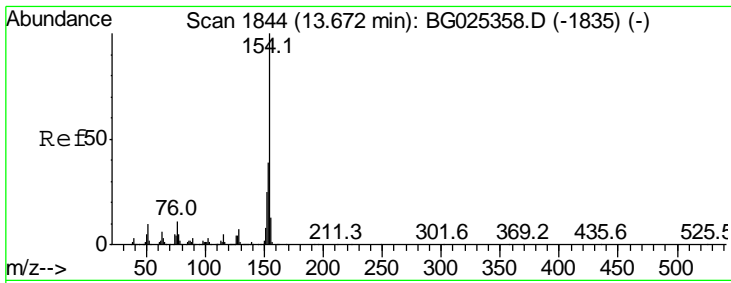
#44  
 2-Fluorobiphenyl  
 Concen: 21.59 ng  
 RT: 13.46 min Scan# 1807  
 Delta R.T. -0.00 min  
 Lab File: BG025356.D  
 Acq: 21 Dec 2016 13:32

Tgt Ion	Resp	Lower	Upper
172	100		
171	38.4	32.2	48.2
170	25.1	21.8	32.6



Abundance Ion 172.00 (171.70 to 172.70): E  
 Ion 171.00 (170.70 to 171.70): E  
 Ion 170.00 (169.70 to 170.70): E

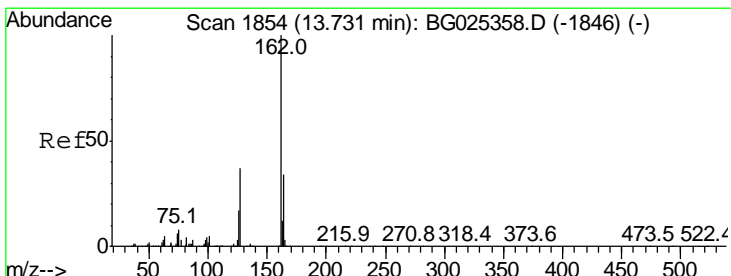
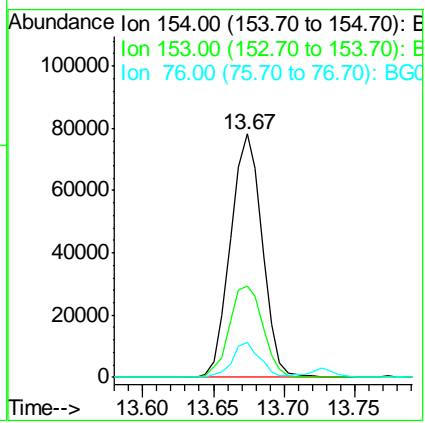
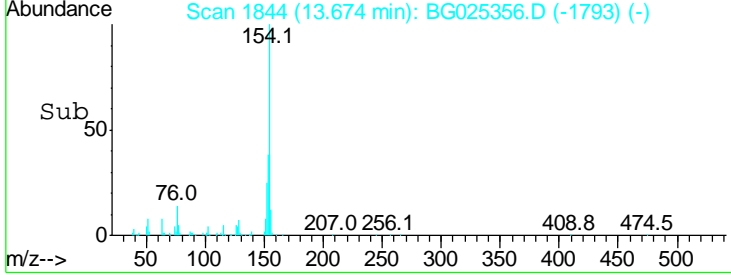
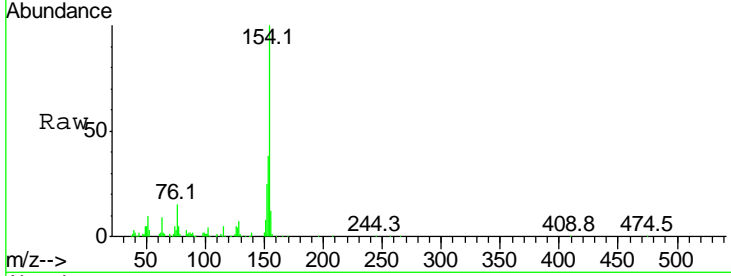




#45  
 1,1'-Biphenyl  
 Concen: 9.84 ng  
 RT: 13.67 min Scan# 1844  
 Delta R.T. 0.00 min  
 Lab File: BG025356.D  
 Acq: 21 Dec 2016 13:32

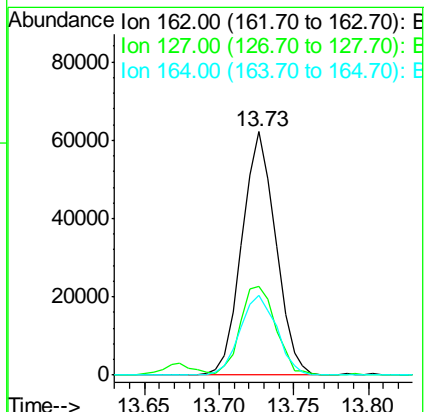
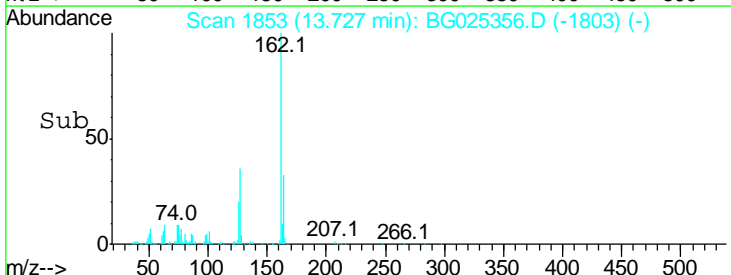
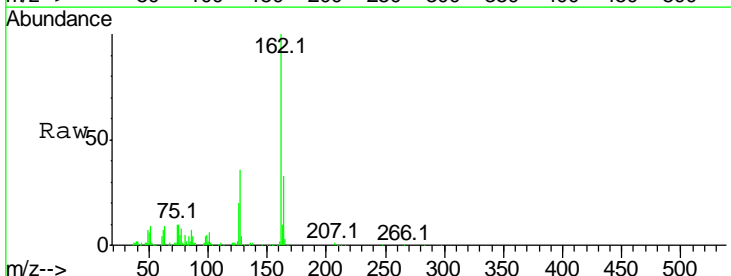
**Instrument :**  
 BNA\_G  
**ClientSampled :**  
 SSTDICC010

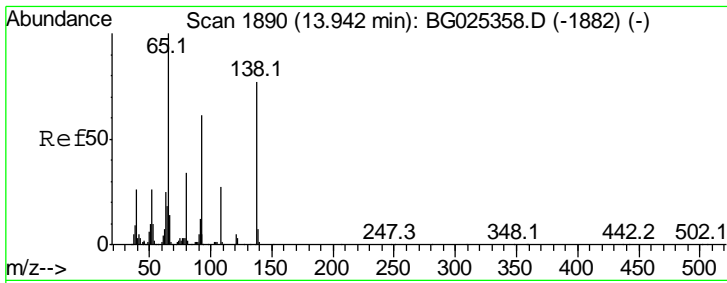
Tgt Ion	Resp	Lower	Upper
154	100		
153	37.8	23.0	63.0
76	14.6	0.0	33.5



#46  
 2-Chloronaphthalene  
 Concen: 10.34 ng  
 RT: 13.73 min Scan# 1853  
 Delta R.T. -0.00 min  
 Lab File: BG025356.D  
 Acq: 21 Dec 2016 13:32

Tgt Ion	Resp	Lower	Upper
162	100		
127	36.5	32.2	48.4
164	32.8	27.3	40.9

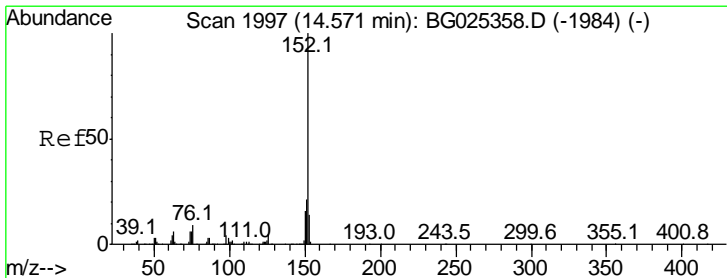
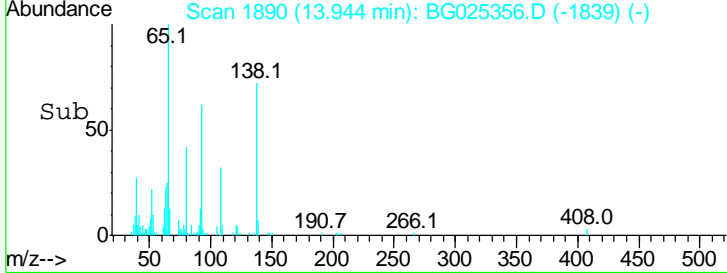
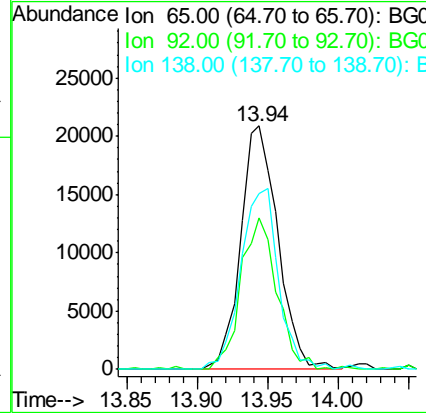
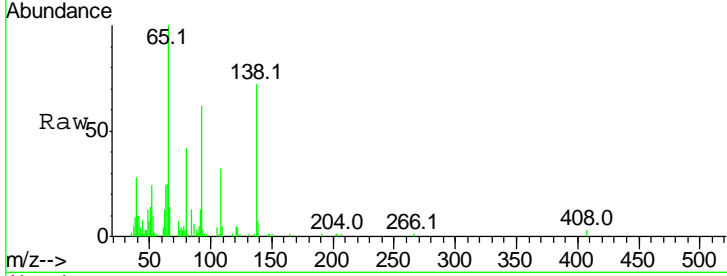




#47  
 2-Nitroaniline  
 Concen: 9.96 ng  
 RT: 13.94 min Scan# 1890  
 Delta R.T. 0.00 min  
 Lab File: BG025356.D  
 Acq: 21 Dec 2016 13:32

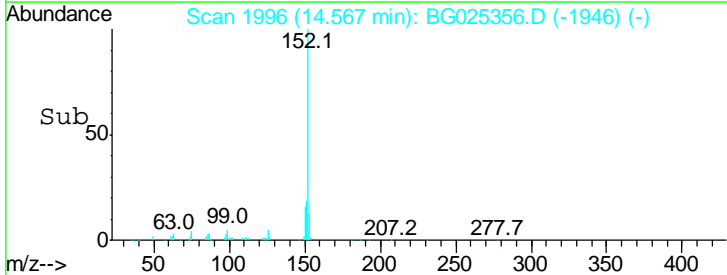
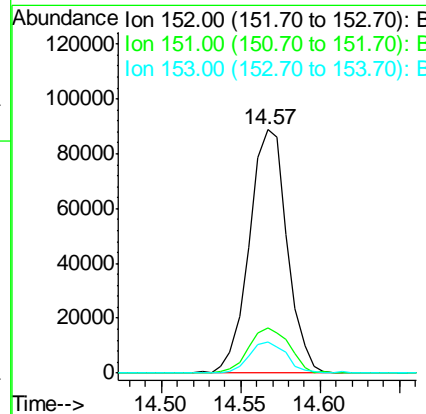
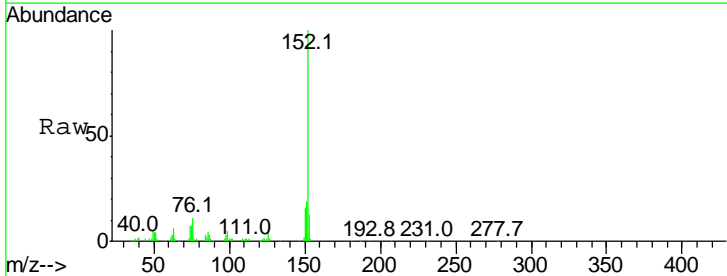
Instrument :  
 BNA\_G  
 ClientSampleId :  
 SSTDICC010

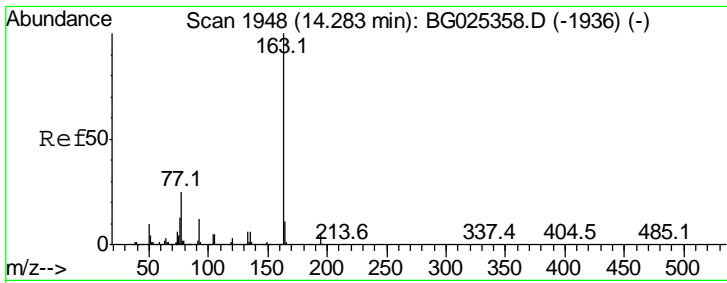
Tgt Ion	Resp	Lower	Upper
65	100		
92	62.3	49.0	73.4
138	72.0	58.6	87.8



#48  
 Acenaphthylene  
 Concen: 10.16 ng  
 RT: 14.57 min Scan# 1996  
 Delta R.T. -0.00 min  
 Lab File: BG025356.D  
 Acq: 21 Dec 2016 13:32

Tgt Ion	Resp	Lower	Upper
152	100		
151	18.8	18.2	27.2
153	12.9	11.3	16.9

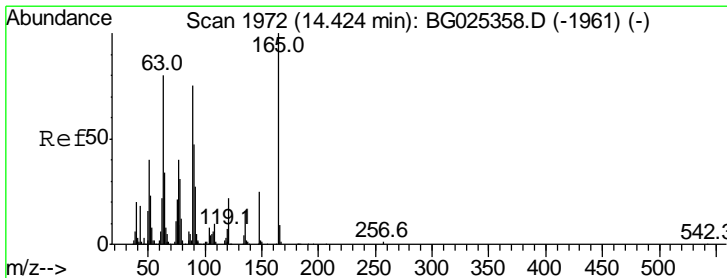
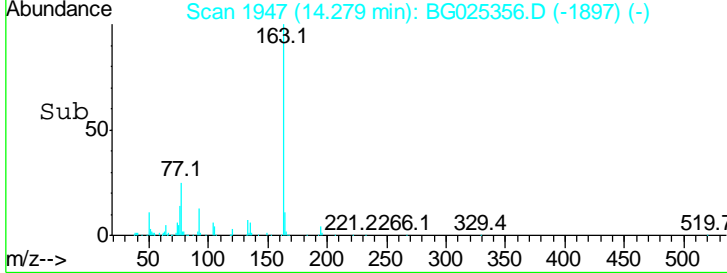
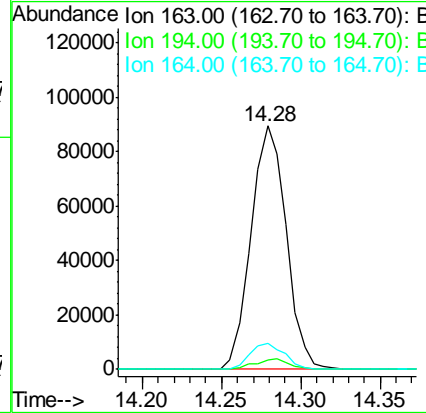
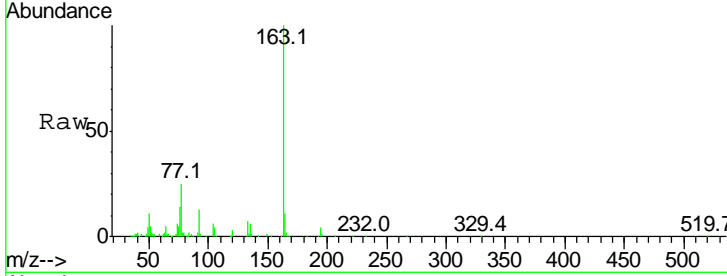




#49  
 Dimethylphthalate  
 Concen: 10.83 ng  
 RT: 14.28 min Scan# 1947  
 Delta R.T. -0.00 min  
 Lab File: BG025356.D  
 Acq: 21 Dec 2016 13:32

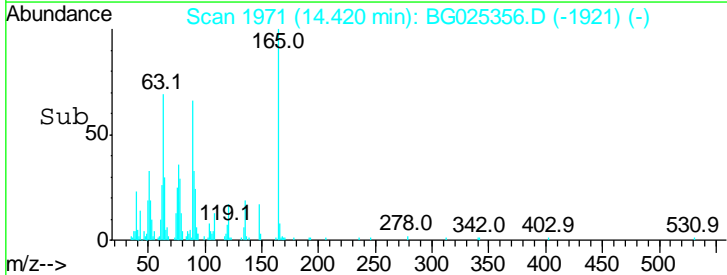
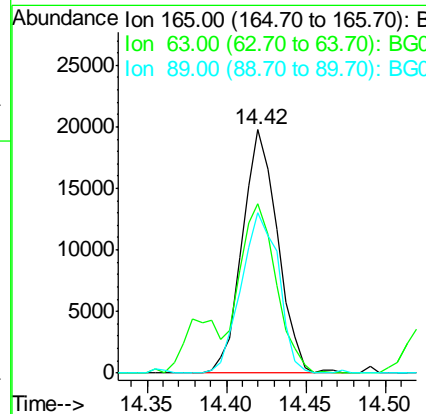
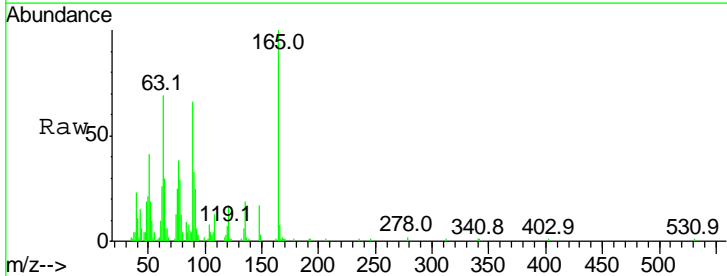
Instrument :  
 BNA\_G  
 ClientSampleId :  
 SSTDIC010

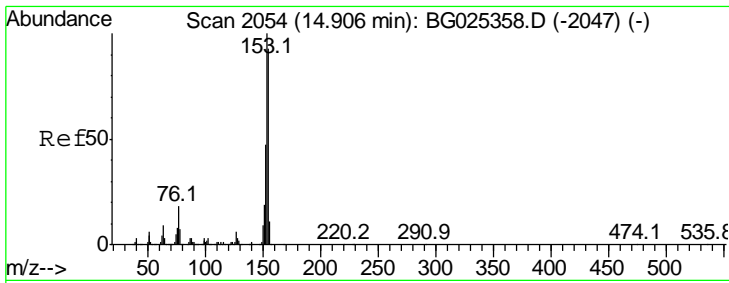
Tgt Ion	Resp	Lower	Upper
163	137635		
194	3.8	3.8	5.6
164	10.6	9.3	13.9



#50  
 2,6-Dinitrotoluene  
 Concen: 11.24 ng  
 RT: 14.42 min Scan# 1971  
 Delta R.T. -0.00 min  
 Lab File: BG025356.D  
 Acq: 21 Dec 2016 13:32

Tgt Ion	Resp	Lower	Upper
165	30496		
63	69.4	63.9	95.9
89	65.7	58.6	88.0

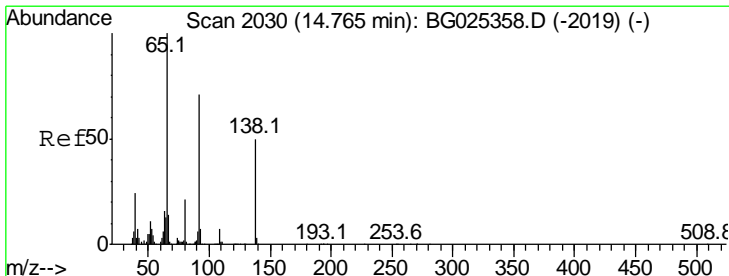
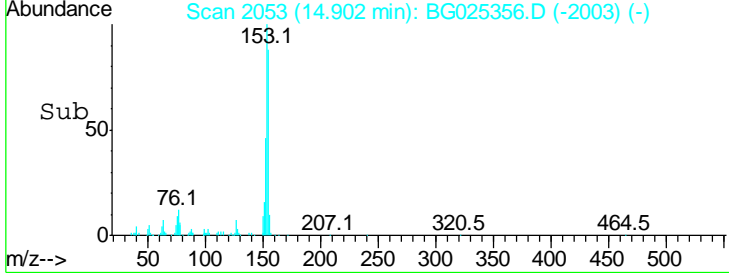
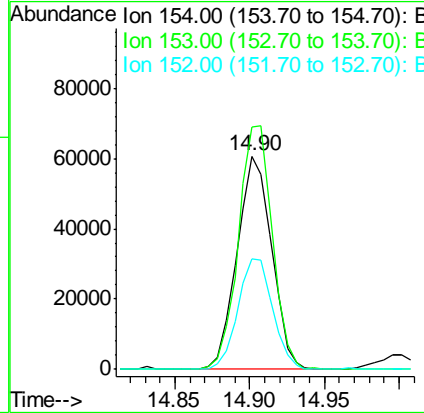
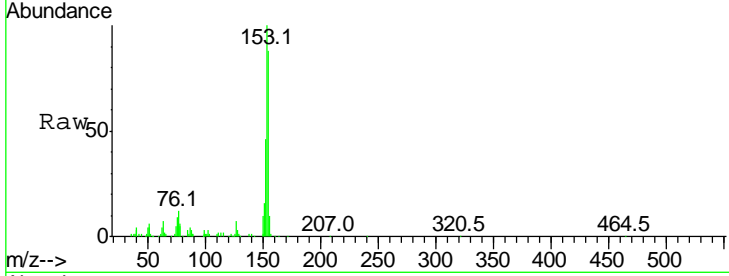




#51  
 Acenaphthene  
 Concen: 9.05 ng  
 RT: 14.90 min Scan# 2053  
 Delta R.T. -0.00 min  
 Lab File: BG025356.D  
 Acq: 21 Dec 2016 13:32

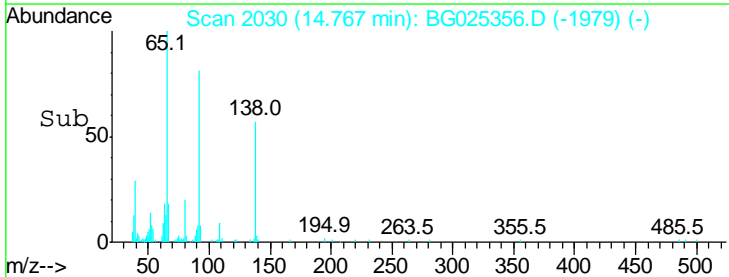
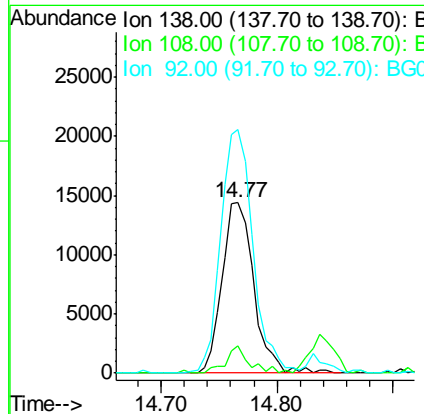
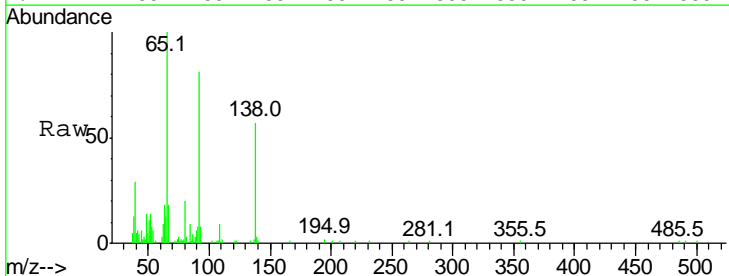
Instrument :  
 BNA\_G  
 ClientSampleId :  
 SSTDICC010

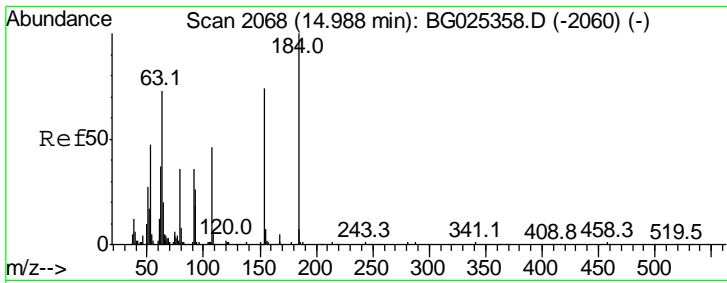
Tgt Ion	Resp	Lower	Upper
154	100		
153	113.9	87.8	131.6
152	52.2	42.2	63.4



#52  
 3-Nitroaniline  
 Concen: 9.80 ng  
 RT: 14.77 min Scan# 2030  
 Delta R.T. 0.00 min  
 Lab File: BG025356.D  
 Acq: 21 Dec 2016 13:32

Tgt Ion	Resp	Lower	Upper
138	100		
108	15.8	10.9	16.3
92	142.7	115.3	172.9

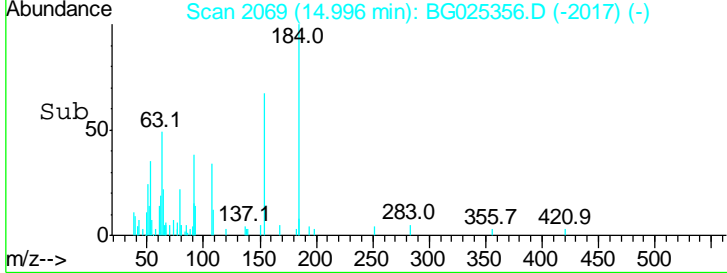
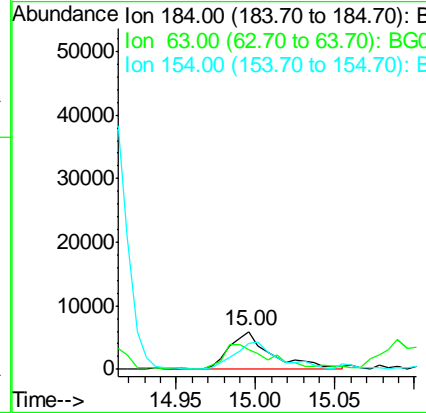
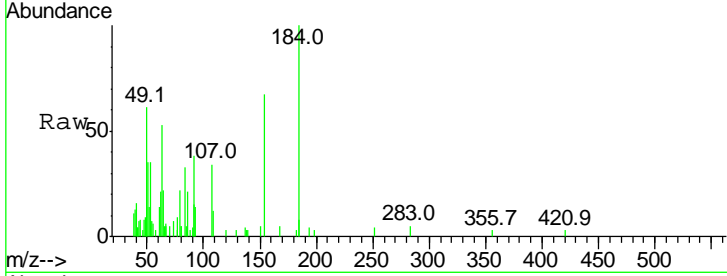




#53  
 2,4-Dinitrophenol  
 Concen: 5.57 ng  
 RT: 15.00 min Scan# 2069  
 Delta R.T. 0.01 min  
 Lab File: BG025356.D  
 Acq: 21 Dec 2016 13:32

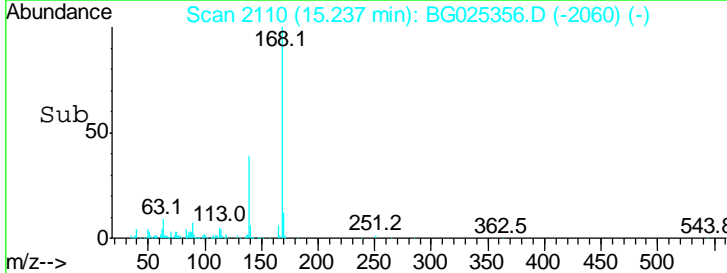
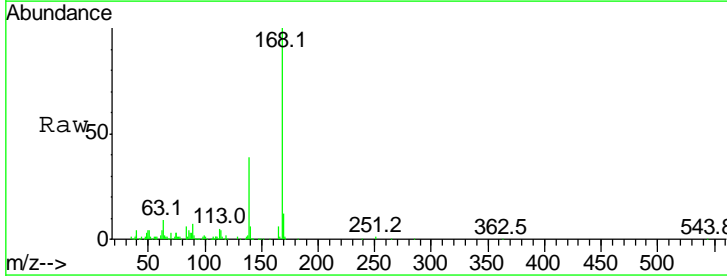
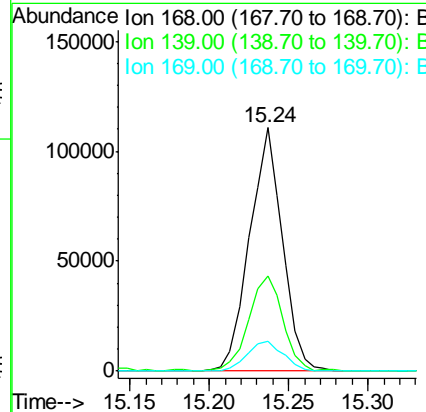
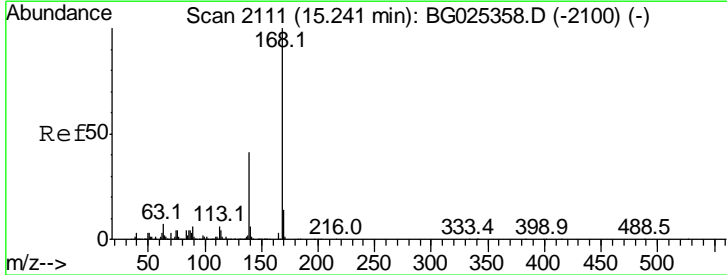
Instrument :  
 BNA\_G  
 ClientSampled :  
 SSTDICC010

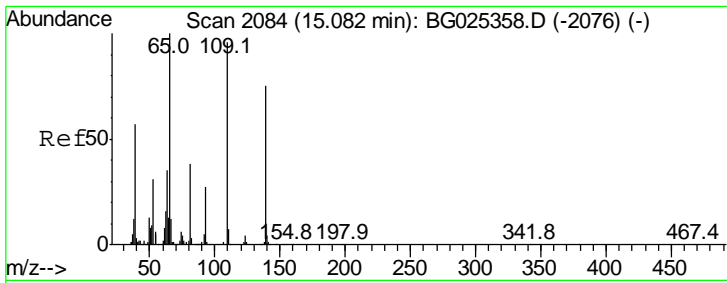
Tgt Ion	Resp	Lower	Upper
184	10953		
63	52.6	52.7	79.1#
154	66.6	57.3	85.9



#54  
 Dibenzofuran  
 Concen: 10.61 ng  
 RT: 15.24 min Scan# 2110  
 Delta R.T. -0.00 min  
 Lab File: BG025356.D  
 Acq: 21 Dec 2016 13:32

Tgt Ion	Resp	Lower	Upper
168	158583		
139	39.1	35.3	52.9
169	12.4	11.5	17.3

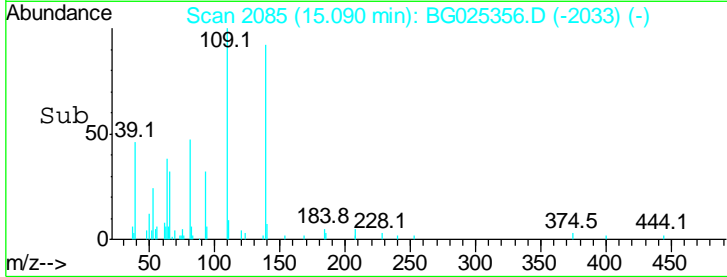
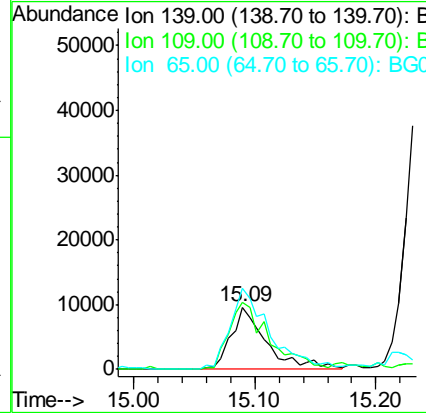
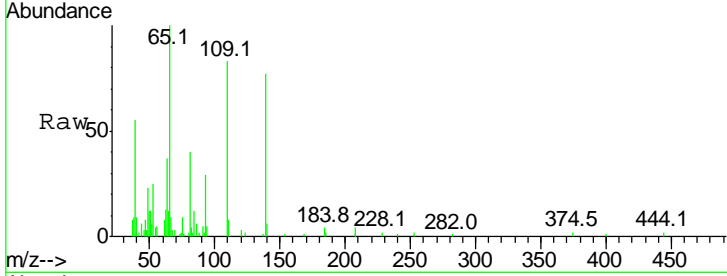




#55  
 4-Nitrophenol  
 Concen: 8.01 ng  
 RT: 15.09 min Scan# 2085  
 Delta R.T. 0.01 min  
 Lab File: BG025356.D  
 Acq: 21 Dec 2016 13:32

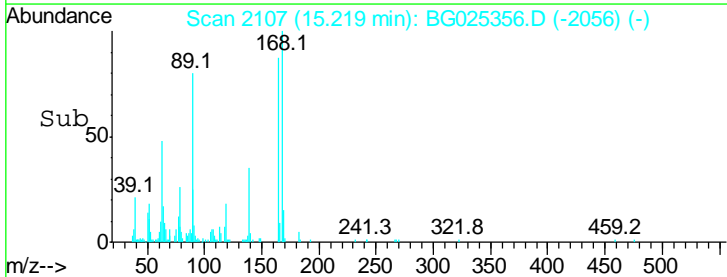
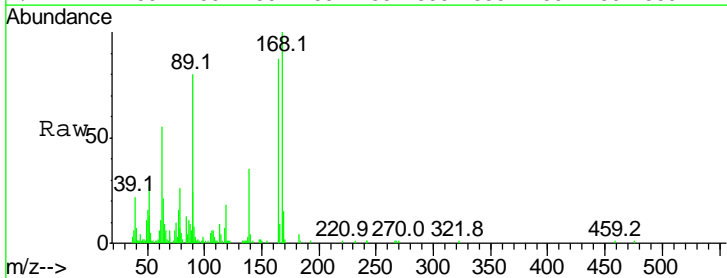
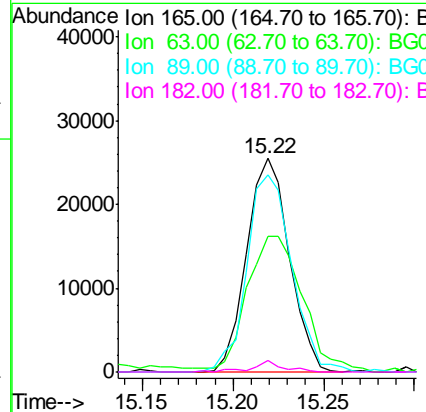
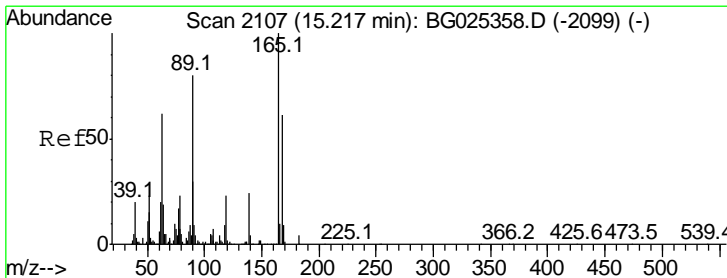
Instrument :  
 BNA\_G  
 ClientSampled :  
 SSTDICC010

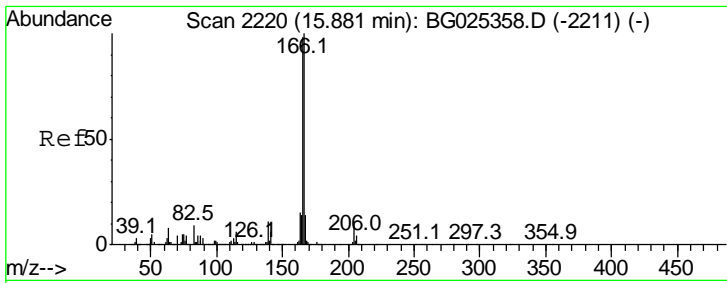
Tgt Ion	Resp	Lower	Upper
139	19583		
109	108.3	101.2	141.2
65	130.4	135.3	175.3#



#56  
 2,4-Dinitrotoluene  
 Concen: 10.54 ng  
 RT: 15.22 min Scan# 2107  
 Delta R.T. 0.00 min  
 Lab File: BG025356.D  
 Acq: 21 Dec 2016 13:32

Tgt Ion	Resp	Lower	Upper
165	41558		
165	100		
63	63.8	44.0	66.0
89	92.0	67.3	100.9
182	5.2	3.8	5.6

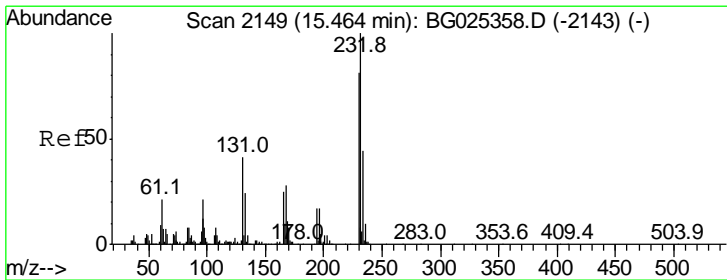
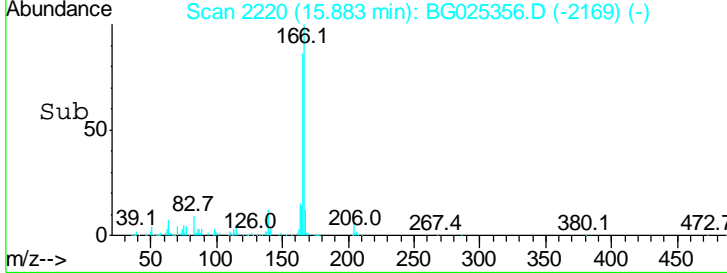
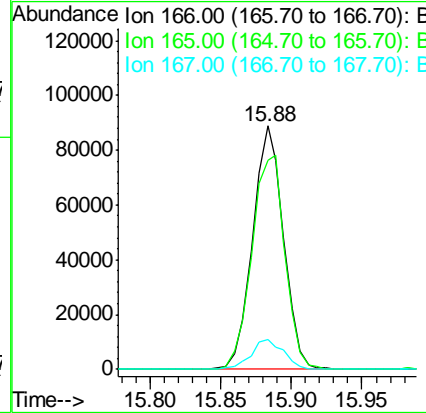
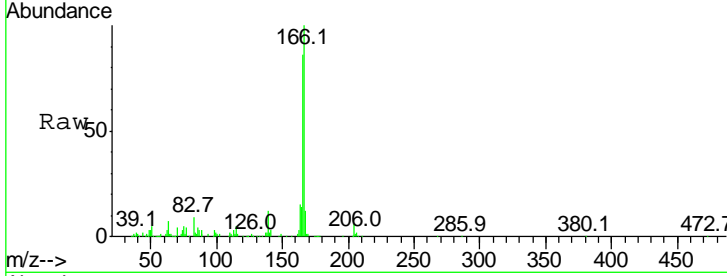




#57  
 Fluorene  
 Concen: 10.95 ng  
 RT: 15.88 min Scan# 2220  
 Delta R.T. 0.00 min  
 Lab File: BG025356.D  
 Acq: 21 Dec 2016 13:32

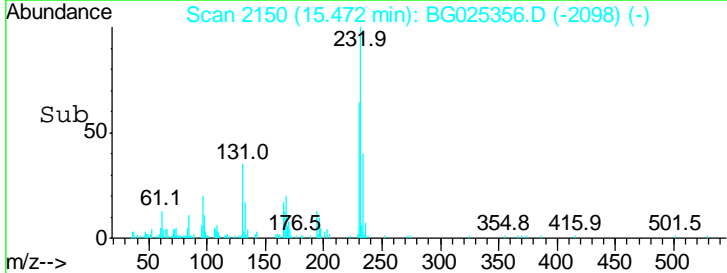
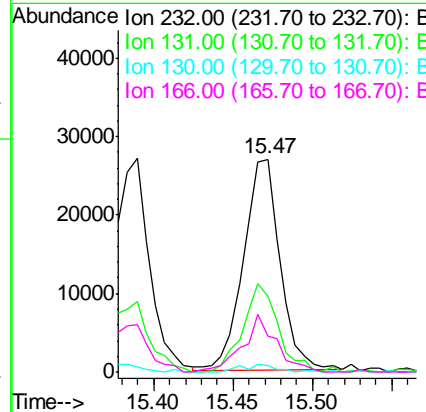
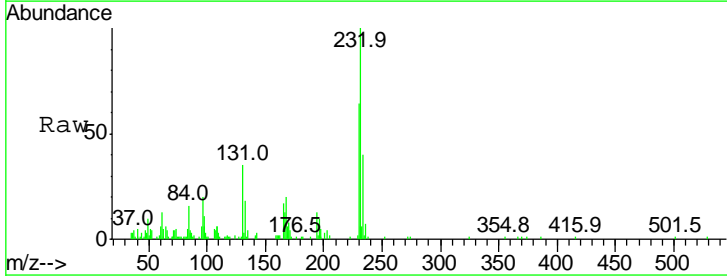
Instrument :  
 BNA\_G  
 ClientSampleId :  
 SSTDICC010

Tgt Ion	Resp	Lower	Upper
166	100		
165	85.7	78.6	117.8
167	12.1	11.6	17.4

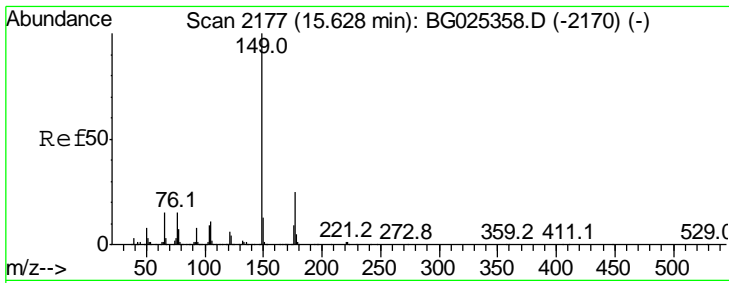


#58  
 2,3,4,6-Tetrachlorophenol  
 Concen: 10.59 ng  
 RT: 15.47 min Scan# 2150  
 Delta R.T. 0.01 min  
 Lab File: BG025356.D  
 Acq: 21 Dec 2016 13:32

Tgt Ion	Resp	Lower	Upper
232	100		
131	40.0	34.9	52.3
130	3.3	2.3	3.5
166	24.7	24.2	36.4



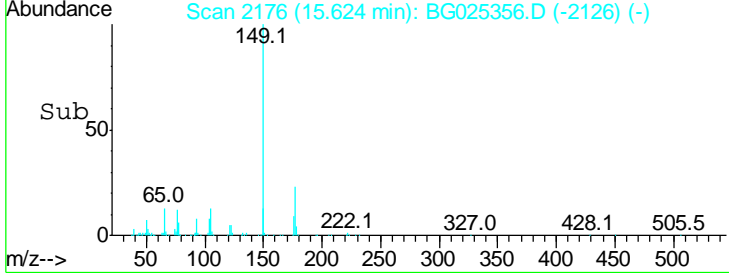
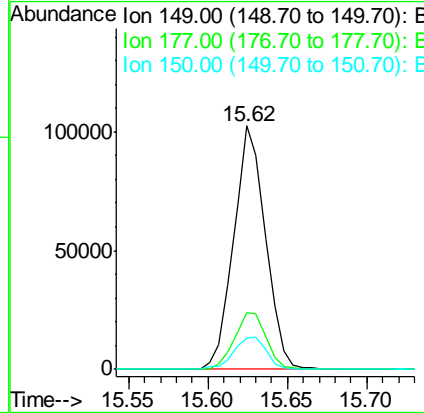
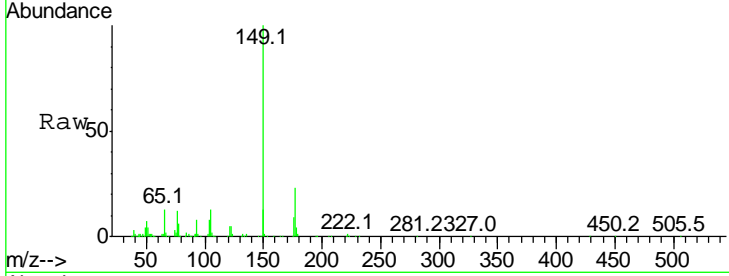




#59  
 Diethylphthalate  
 Concen: 10.67 ng  
 RT: 15.62 min Scan# 2176  
 Delta R.T. -0.00 min  
 Lab File: BG025356.D  
 Acq: 21 Dec 2016 13:32

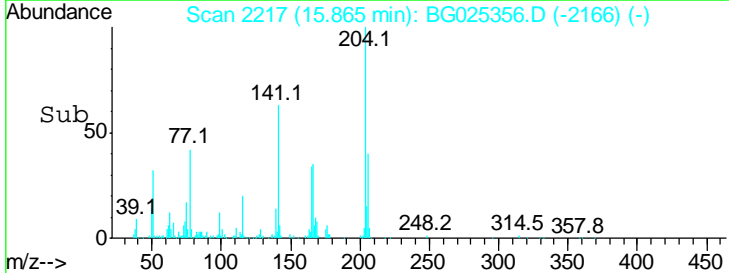
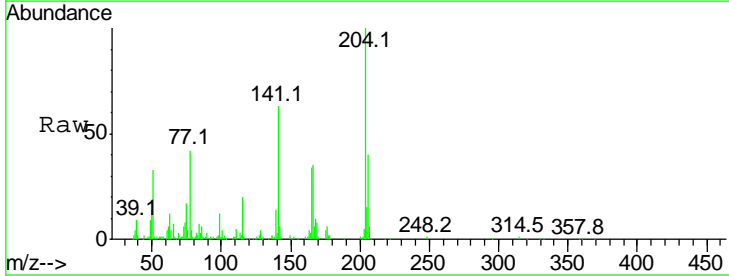
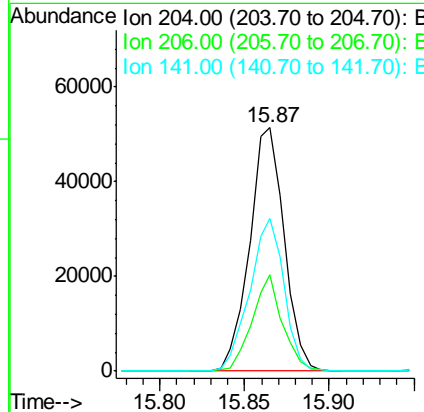
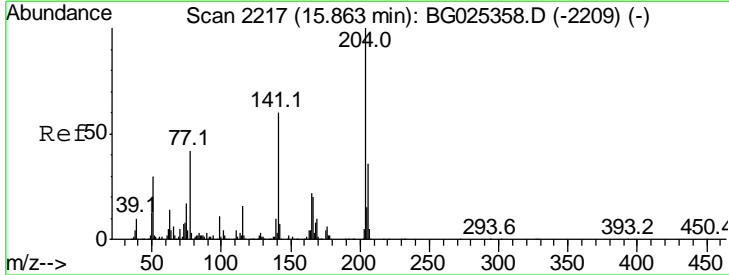
Instrument :  
 BNA\_G  
 ClientSampled :  
 SSTDICC010

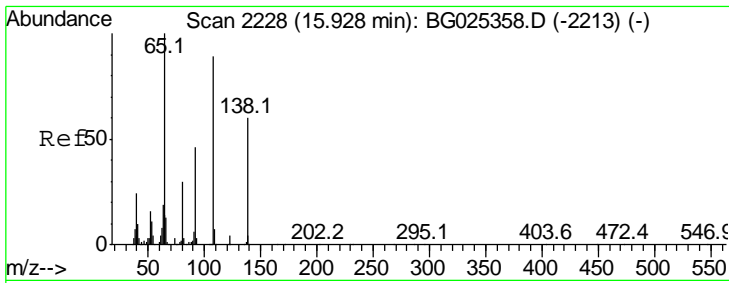
Tgt Ion	Resp	Lower	Upper
149	100		
177	23.5	20.1	30.1
150	13.0	10.2	15.2



#60  
 4-Chlorophenyl-phenylether  
 Concen: 10.54 ng  
 RT: 15.87 min Scan# 2217  
 Delta R.T. 0.00 min  
 Lab File: BG025356.D  
 Acq: 21 Dec 2016 13:32

Tgt Ion	Resp	Lower	Upper
204	100		
206	39.8	30.1	45.1
141	62.7	50.6	76.0

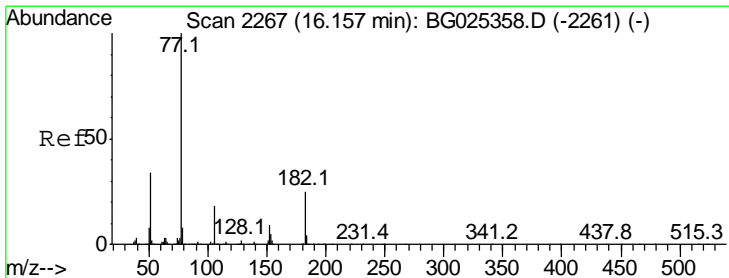
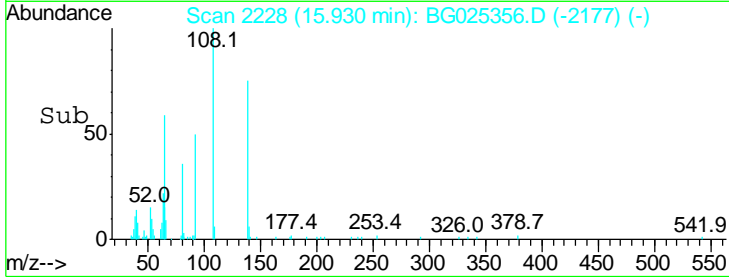
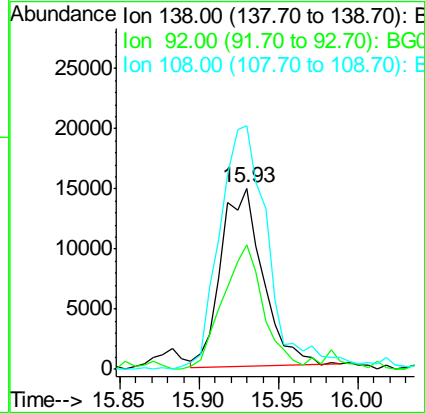
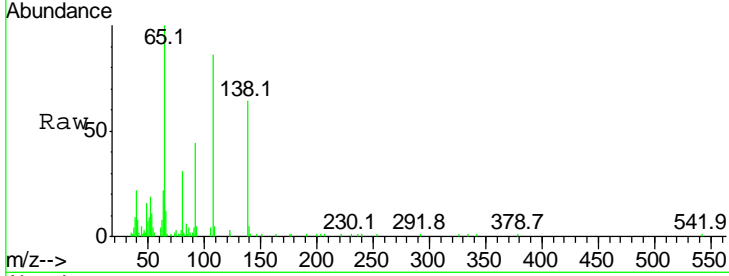




#61  
 4-Nitroaniline  
 Concen: 8.89 ng  
 RT: 15.93 min Scan# 2228  
 Delta R.T. 0.00 min  
 Lab File: BG025356.D  
 Acq: 21 Dec 2016 13:32

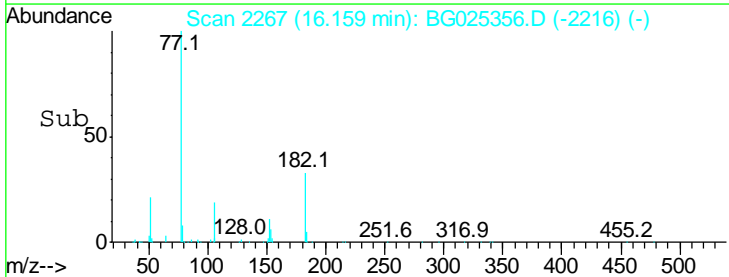
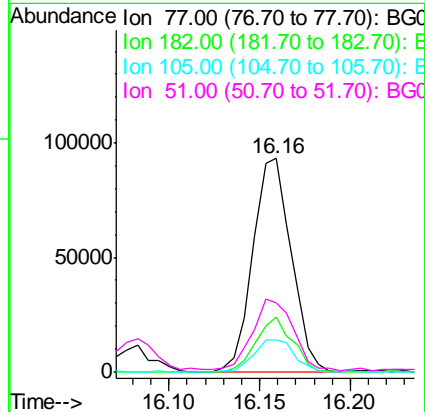
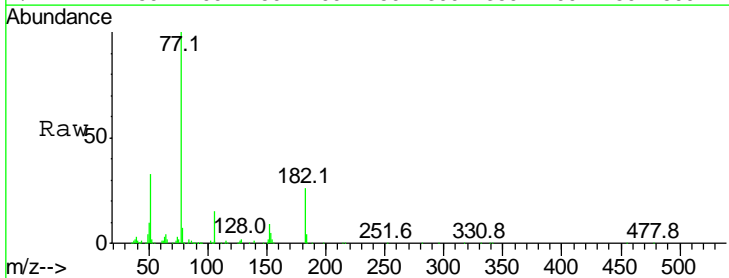
Instrument :  
 BNA\_G  
 ClientSampled :  
 SSTDICC010

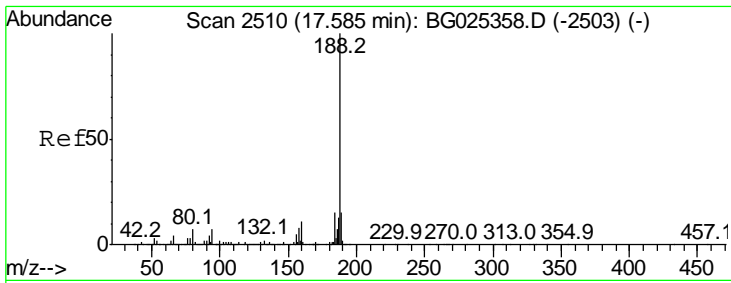
Tgt Ion	Resp	Lower	Upper
138	100		
92	69.0	44.2	84.2
108	134.2	104.8	144.8



#62  
 Azobenzene  
 Concen: 10.27 ng  
 RT: 16.16 min Scan# 2267  
 Delta R.T. 0.00 min  
 Lab File: BG025356.D  
 Acq: 21 Dec 2016 13:32

Tgt Ion	Resp	Lower	Upper
77	100		
182	25.6	4.7	44.7
105	14.8	0.0	36.3
51	32.6	16.4	56.4

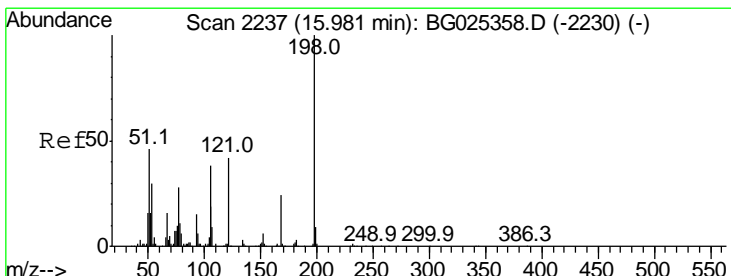
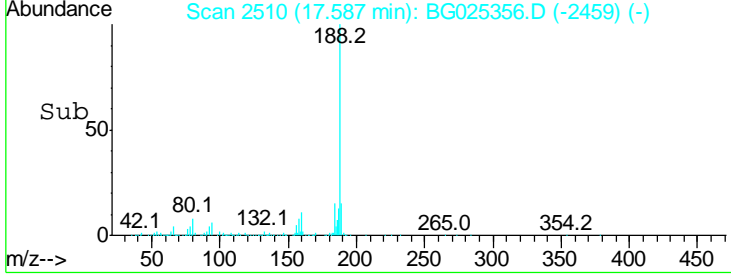
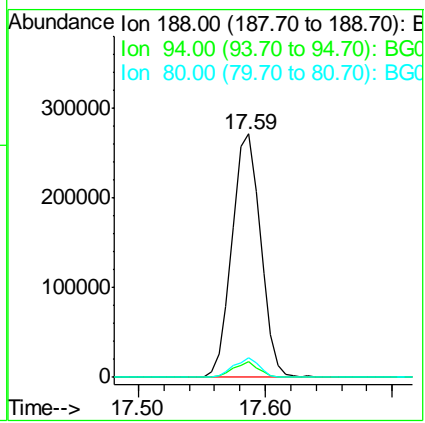
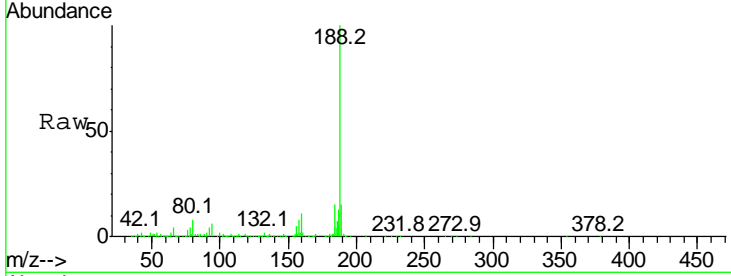




#63  
 Phenanthrene-d10  
 Concen: 20.00 ng  
 RT: 17.59 min Scan# 2510  
 Delta R.T. 0.00 min  
 Lab File: BG025356.D  
 Acq: 21 Dec 2016 13:32

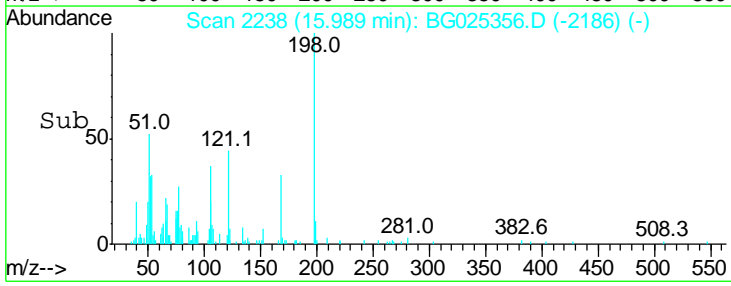
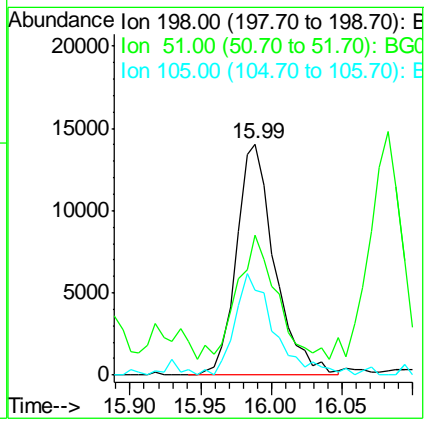
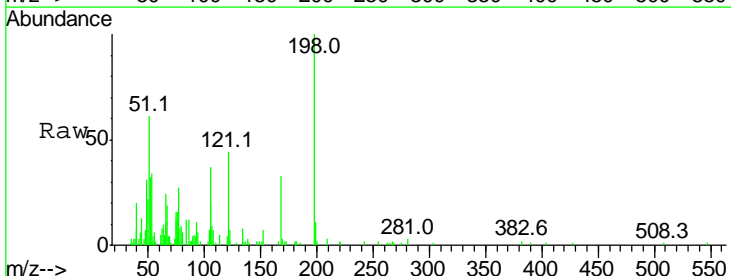
Instrument :  
 BNA\_G  
 ClientSampled :  
 SSTDICC010

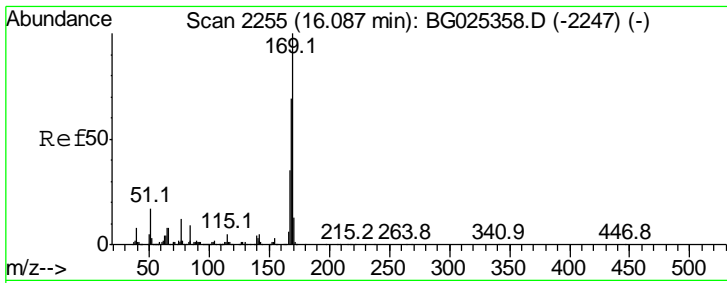
Tgt Ion	Resp	Lower	Upper
188	100		
94	6.4	5.8	8.8
80	8.2	7.5	11.3



#64  
 4,6-Dinitro-2-methylphenol  
 Concen: 9.08 ng  
 RT: 15.99 min Scan# 2238  
 Delta R.T. 0.01 min  
 Lab File: BG025356.D  
 Acq: 21 Dec 2016 13:32

Tgt Ion	Resp	Lower	Upper
198	100		
51	60.8	22.6	62.6
105	36.7	14.4	54.4

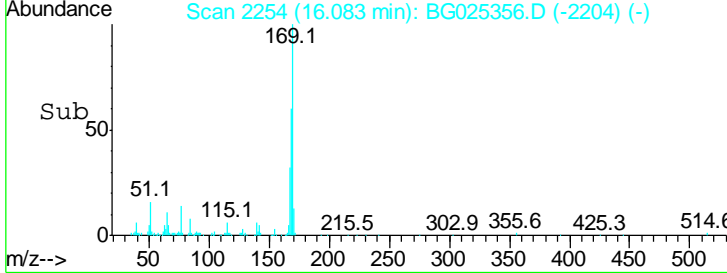
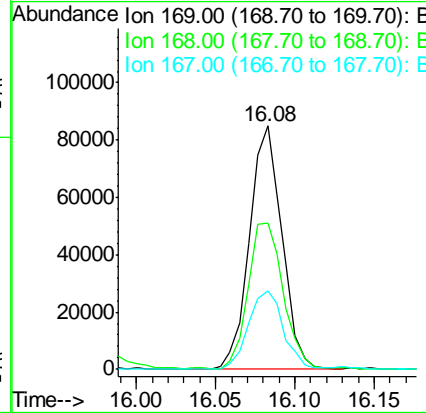
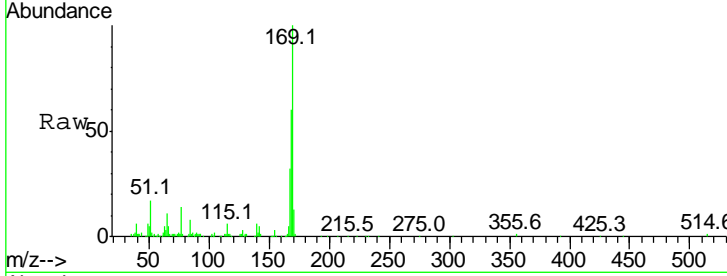




#65  
 n-Nitrosodiphenylamine  
 Concen: 10.42 ng  
 RT: 16.08 min Scan# 2254  
 Delta R.T. -0.00 min  
 Lab File: BG025356.D  
 Acq: 21 Dec 2016 13:32

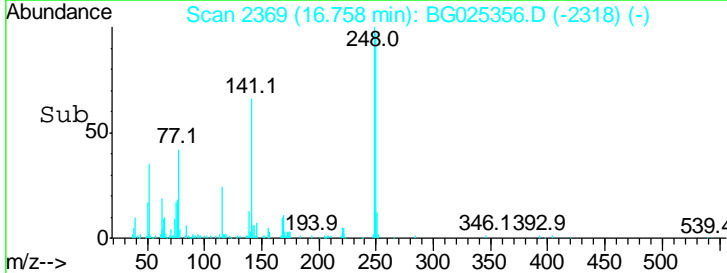
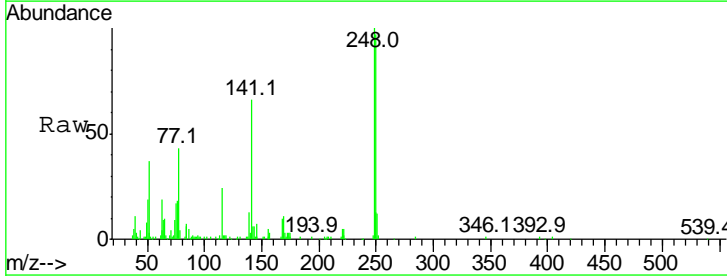
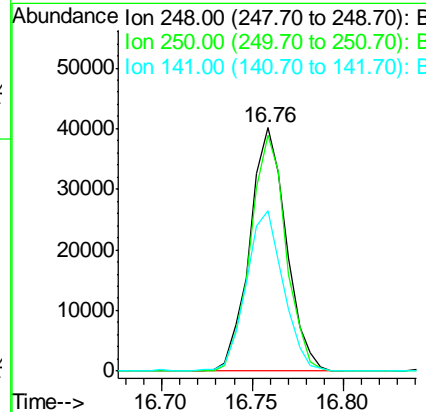
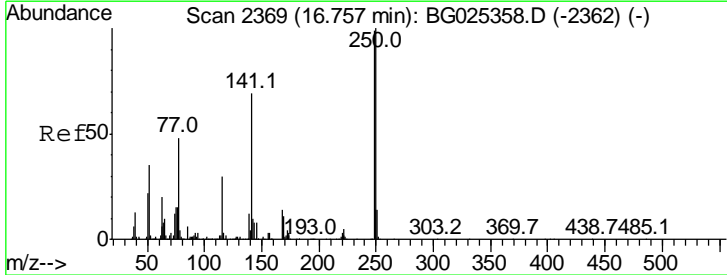
Instrument :  
 BNA\_G  
 ClientSampled :  
 SSTDICC010

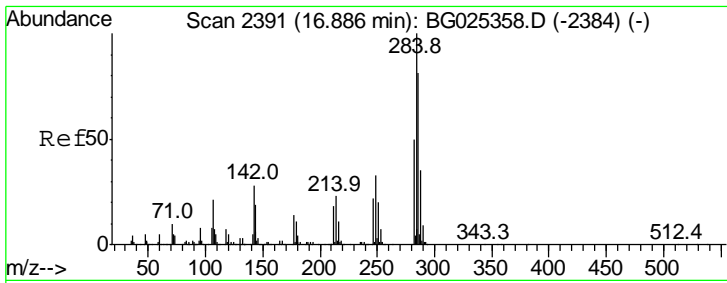
Tgt Ion	Resp	Lower	Upper
169	100		
168	60.0	55.7	83.5
167	32.4	29.8	44.6



#66  
 4-Bromophenyl-phenylether  
 Concen: 10.94 ng  
 RT: 16.76 min Scan# 2369  
 Delta R.T. 0.00 min  
 Lab File: BG025356.D  
 Acq: 21 Dec 2016 13:32

Tgt Ion	Resp	Lower	Upper
248	100		
250	96.8	75.0	112.6
141	65.9	55.2	82.8

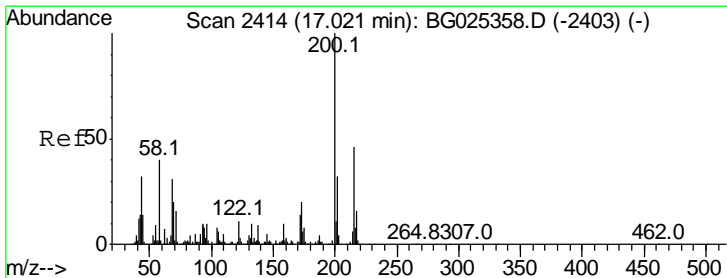
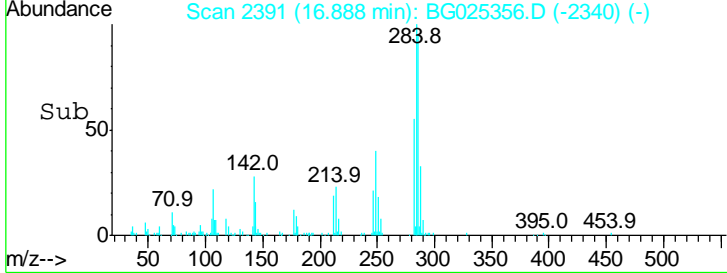
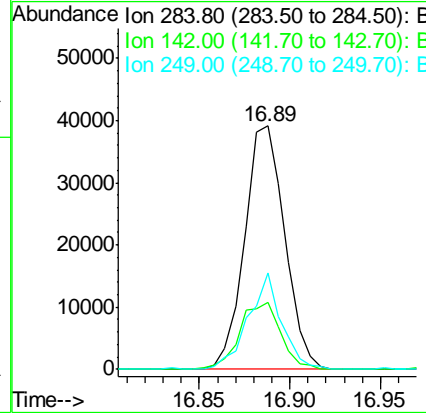
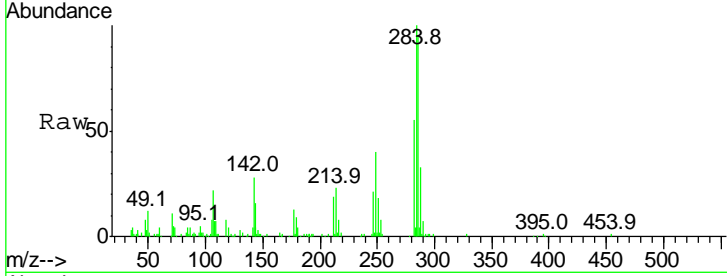




#67  
 Hexachlorobenzene  
 Concen: 10.55 ng  
 RT: 16.89 min Scan# 2391  
 Delta R.T. 0.00 min  
 Lab File: BG025356.D  
 Acq: 21 Dec 2016 13:32

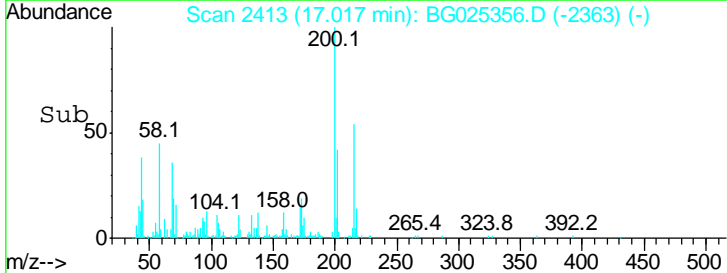
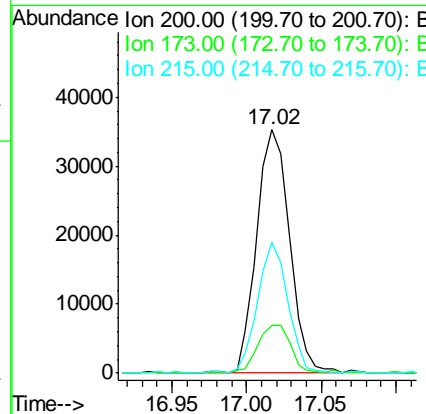
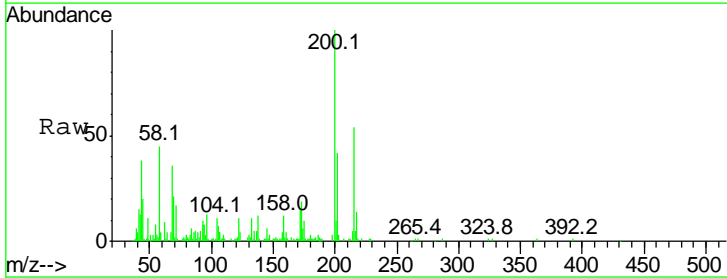
Instrument :  
 BNA\_G  
 ClientSampleId :  
 SSTDICC010

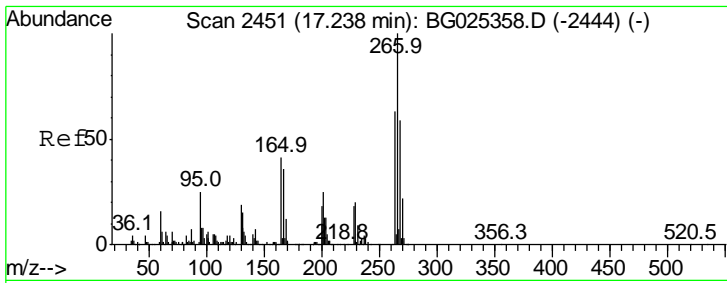
Tgt Ion	Resp	Lower	Upper
284	100		
142	27.6	29.9	44.9#
249	39.5	29.2	43.8



#68  
 Atrazine  
 Concen: 10.78 ng  
 RT: 17.02 min Scan# 2413  
 Delta R.T. -0.00 min  
 Lab File: BG025356.D  
 Acq: 21 Dec 2016 13:32

Tgt Ion	Resp	Lower	Upper
200	100		
173	19.5	3.0	43.0
215	53.5	28.4	68.4

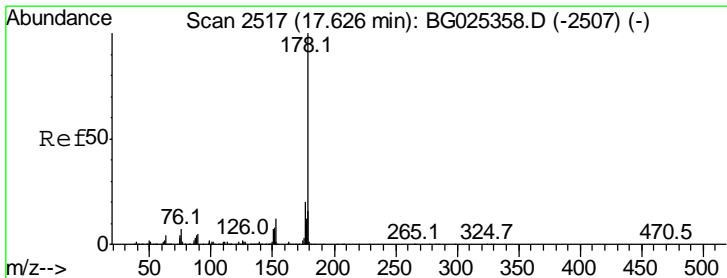
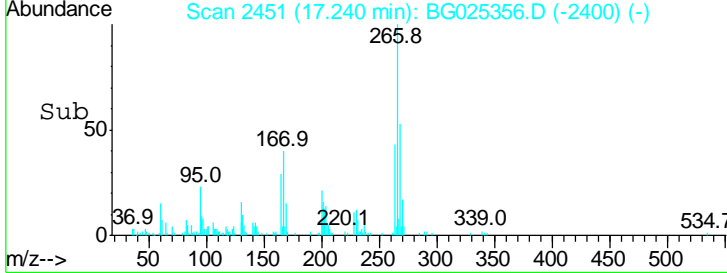
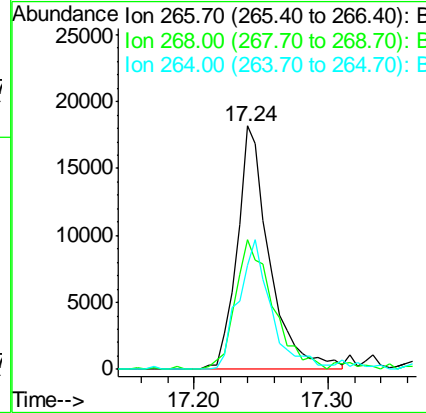
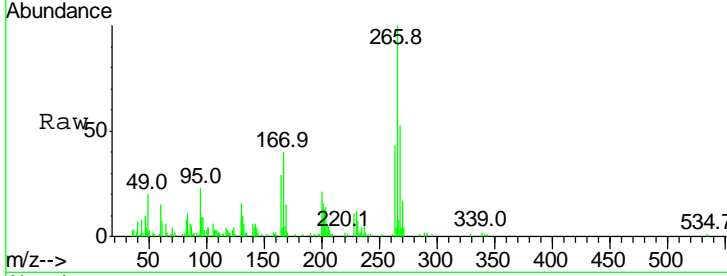




#69  
 Pentachlorophenol  
 Concen: 8.13 ng  
 RT: 17.24 min Scan# 2451  
 Delta R.T. 0.00 min  
 Lab File: BG025356.D  
 Acq: 21 Dec 2016 13:32

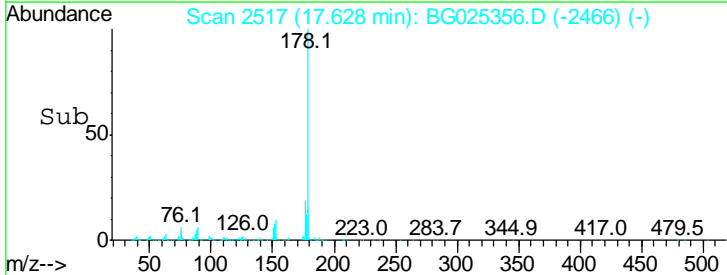
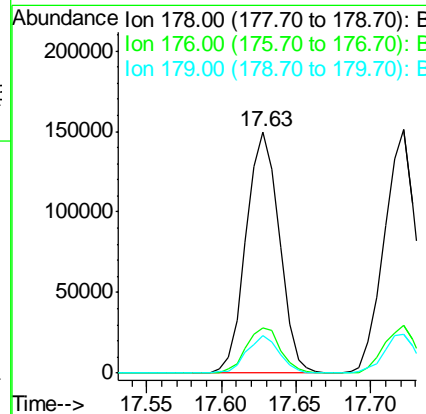
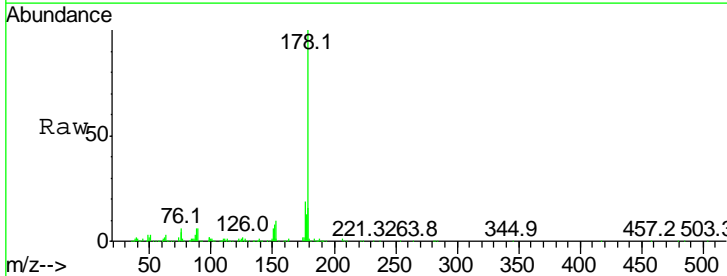
Instrument :  
 BNA\_G  
 ClientSampleID :  
 SSTDICC010

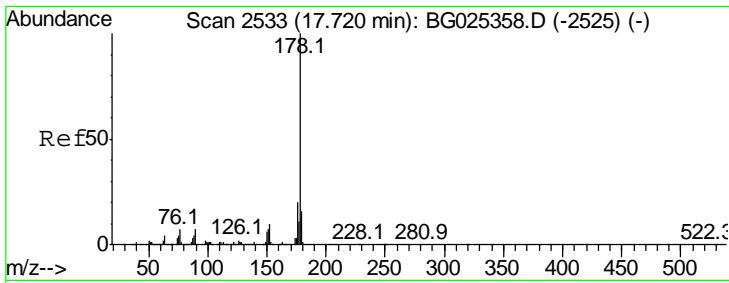
Tgt Ion	Resp	Lower	Upper
266	30503		
268	100	48.6	72.8
264	46.7	50.1	75.1#



#70  
 Phenanthrene  
 Concen: 10.69 ng  
 RT: 17.63 min Scan# 2517  
 Delta R.T. 0.00 min  
 Lab File: BG025356.D  
 Acq: 21 Dec 2016 13:32

Tgt Ion	Resp	Lower	Upper
178	231015		
176	100	17.7	26.5
179	18.6	15.0	22.6

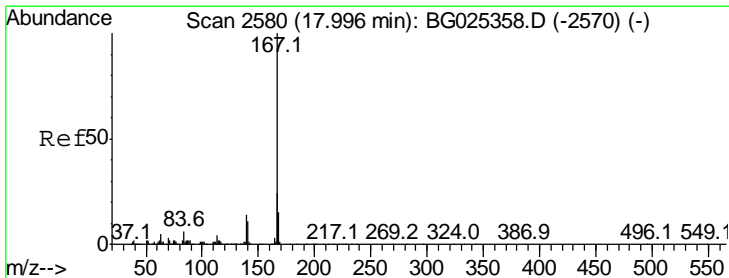
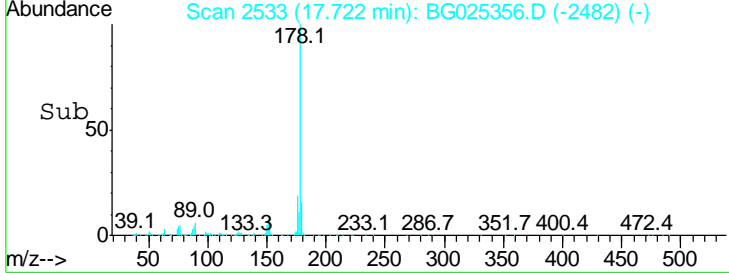
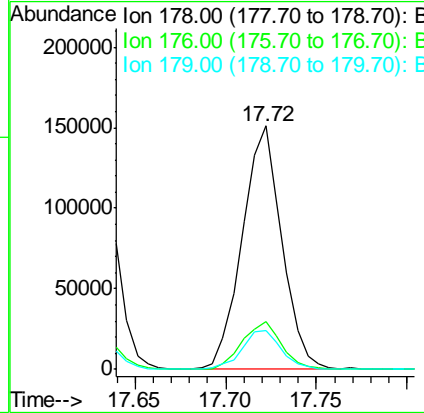
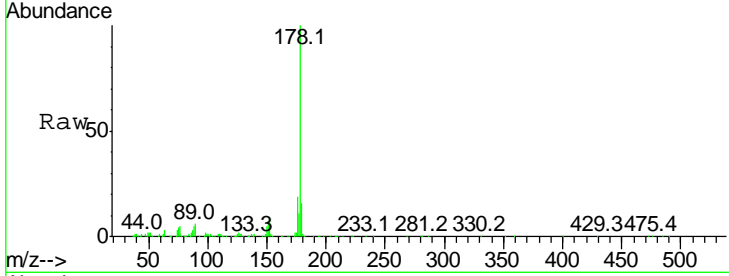




#71  
 Anthracene  
 Concen: 10.42 ng  
 RT: 17.72 min Scan# 2533  
 Delta R.T. 0.00 min  
 Lab File: BG025356.D  
 Acq: 21 Dec 2016 13:32

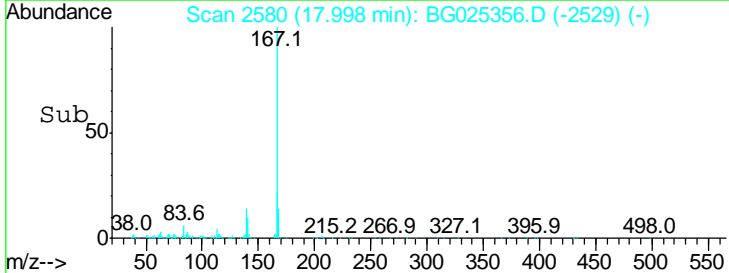
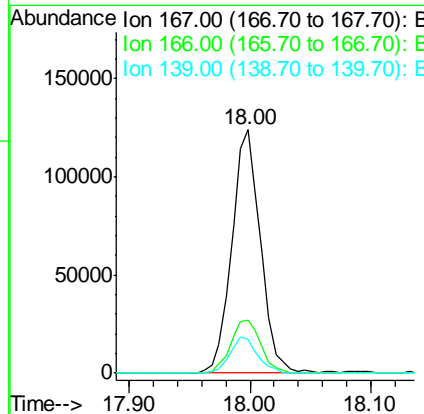
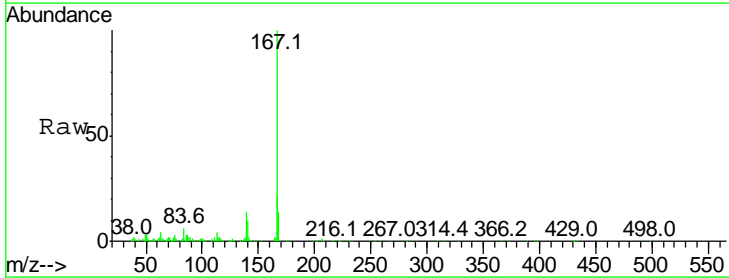
Instrument :  
 BNA\_G  
 ClientSampled :  
 SSTDICC010

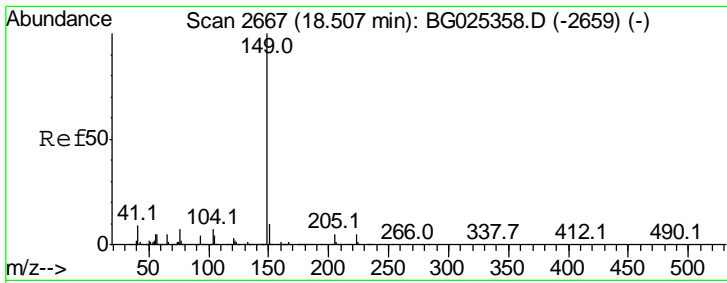
Tgt Ion	Resp	Lower	Upper
178	100		
176	19.4	16.4	24.6
179	15.7	13.8	20.8



#72  
 Carbazole  
 Concen: 10.31 ng  
 RT: 18.00 min Scan# 2580  
 Delta R.T. 0.00 min  
 Lab File: BG025356.D  
 Acq: 21 Dec 2016 13:32

Tgt Ion	Resp	Lower	Upper
167	100		
166	21.7	20.2	30.2
139	13.7	12.8	19.2

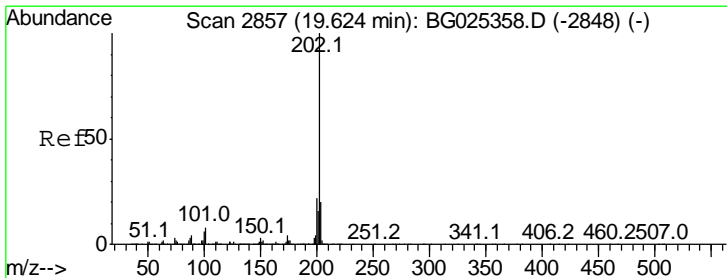
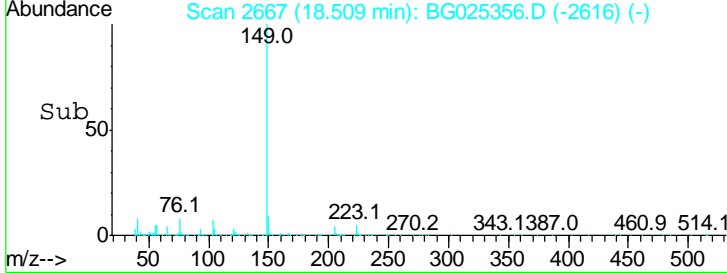
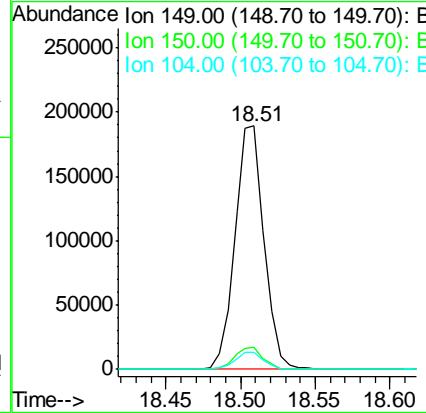
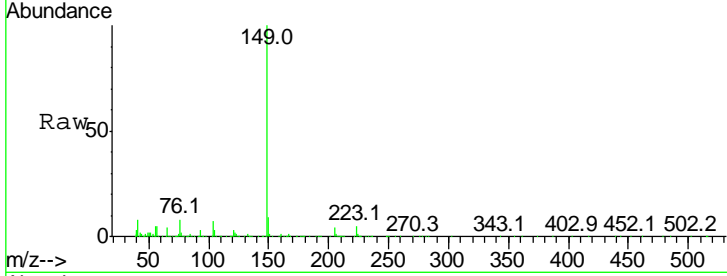




#73  
 Di-n-butylphthalate  
 Concen: 11.23 ng  
 RT: 18.51 min Scan# 2667  
 Delta R.T. 0.00 min  
 Lab File: BG025356.D  
 Acq: 21 Dec 2016 13:32

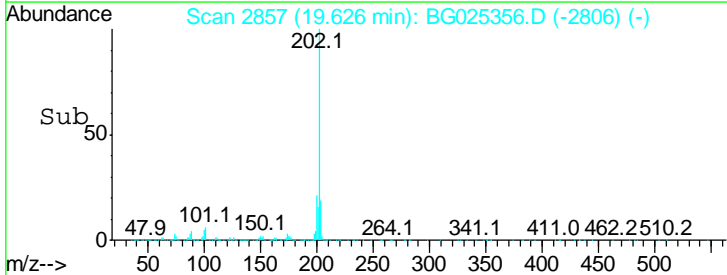
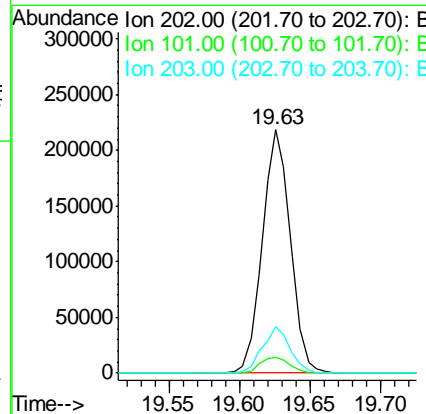
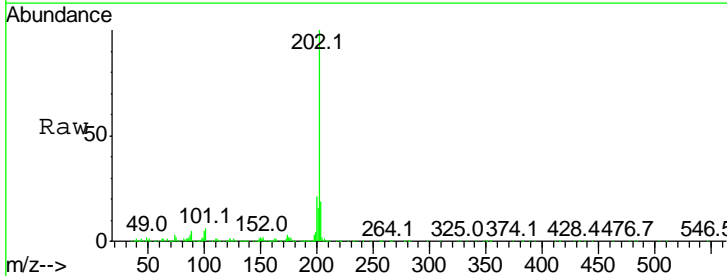
Instrument :  
 BNA\_G  
 ClientSampleId :  
 SSTDICC010

Tgt Ion	Resp	Lower	Upper
149	100		
150	9.2	9.1	13.7
104	7.1	6.7	10.1

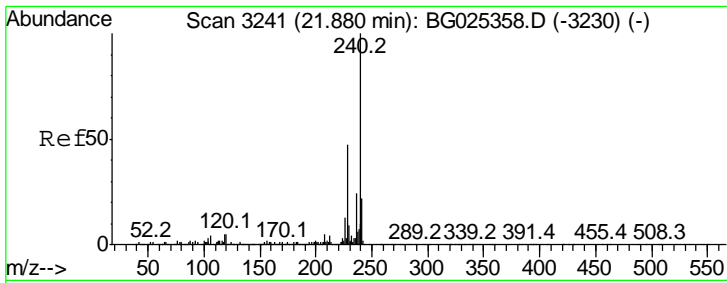


#74  
 Fluoranthene  
 Concen: 11.15 ng  
 RT: 19.63 min Scan# 2857  
 Delta R.T. 0.00 min  
 Lab File: BG025356.D  
 Acq: 21 Dec 2016 13:32

Tgt Ion	Resp	Lower	Upper
202	100		
101	6.3	0.0	30.1
203	18.9	1.3	41.3



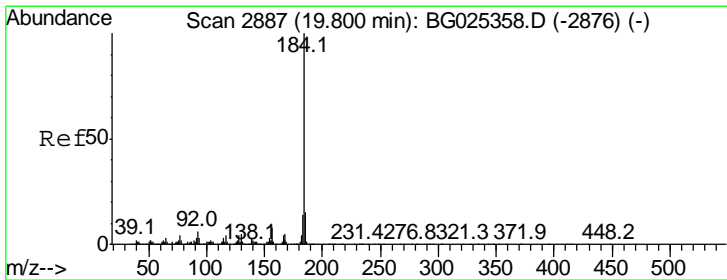
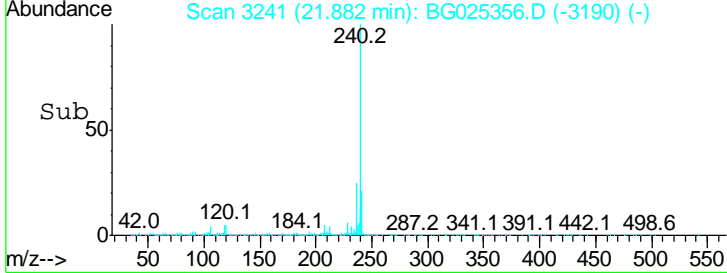
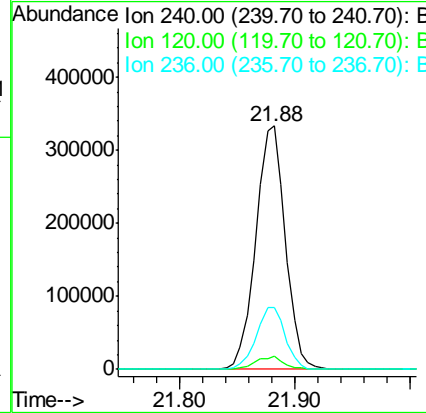
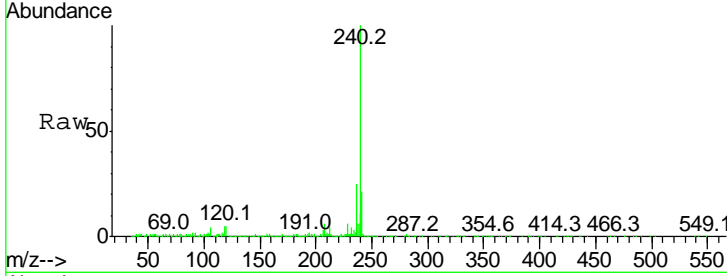




#75  
 Chrysene-d12  
 Concen: 20.00 ng  
 RT: 21.88 min Scan# 3241  
 Delta R.T. 0.00 min  
 Lab File: BG025356.D  
 Acq: 21 Dec 2016 13:32

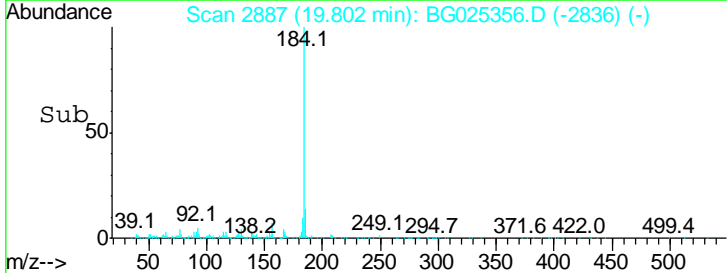
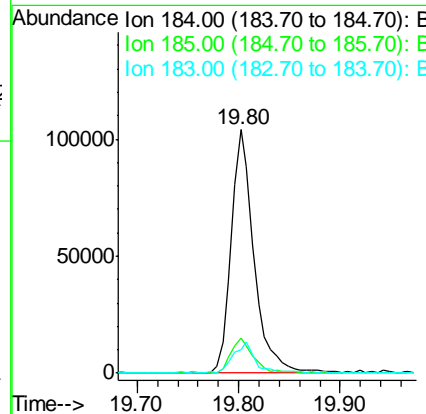
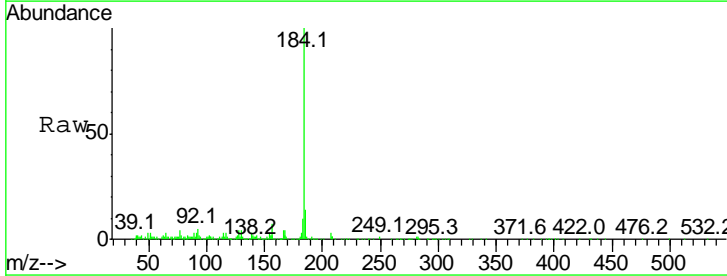
Instrument :  
 BNA\_G  
 ClientSampled :  
 SSTDICC010

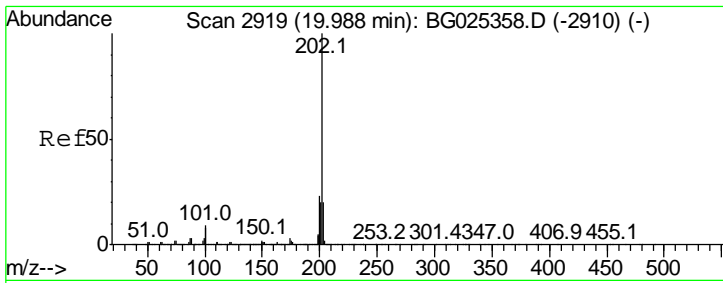
Tgt Ion	Resp	Lower	Upper
240	593126		
120	5.3	5.7	8.5#
236	25.3	22.2	33.4



#76  
 Benzidine  
 Concen: 11.66 ng  
 RT: 19.80 min Scan# 2887  
 Delta R.T. 0.00 min  
 Lab File: BG025356.D  
 Acq: 21 Dec 2016 13:32

Tgt Ion	Resp	Lower	Upper
184	162932		
185	14.2	13.0	19.6
183	9.6	11.0	16.6#

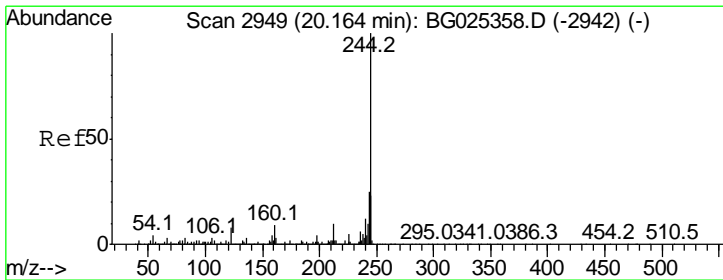
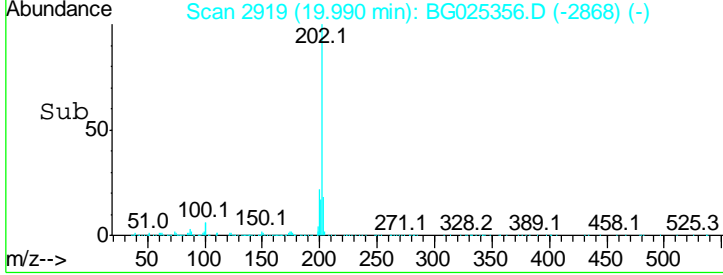
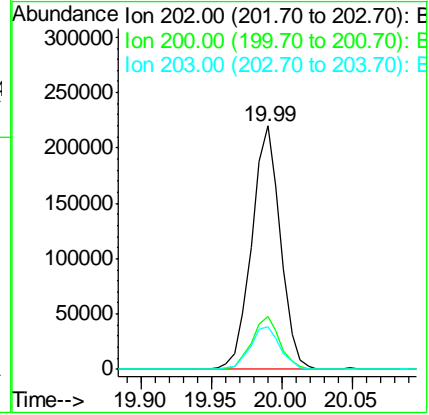
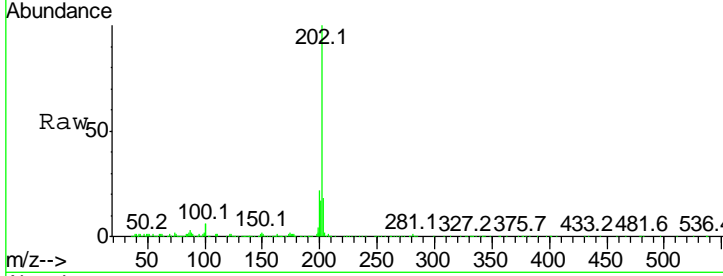




#77  
 Pyrene  
 Concen: 10.81 ng  
 RT: 19.99 min Scan# 2919  
 Delta R.T. 0.00 min  
 Lab File: BG025356.D  
 Acq: 21 Dec 2016 13:32

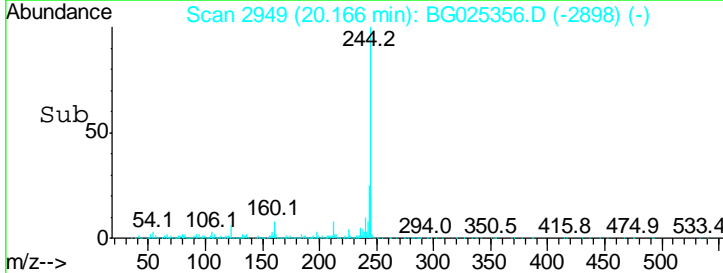
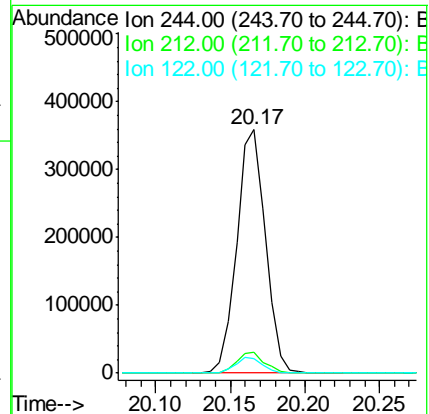
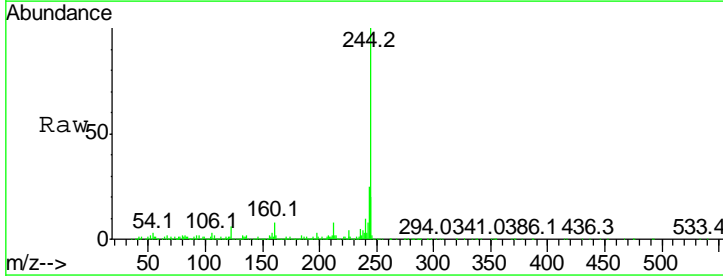
Instrument :  
 BNA\_G  
 ClientSampleId :  
 SSTDICC010

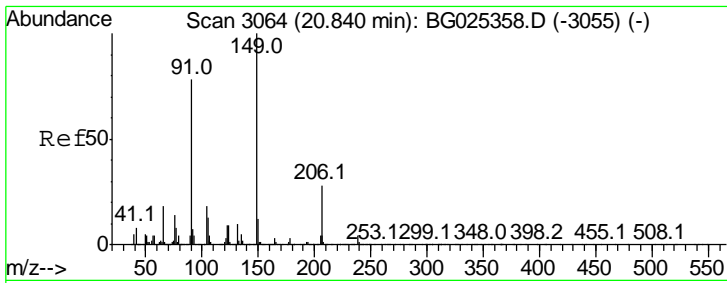
Tgt Ion	Resp	Lower	Upper
202	100		
200	21.9	19.6	29.4
203	17.8	15.8	23.8



#78  
 Terphenyl-d14  
 Concen: 24.24 ng  
 RT: 20.17 min Scan# 2949  
 Delta R.T. 0.00 min  
 Lab File: BG025356.D  
 Acq: 21 Dec 2016 13:32

Tgt Ion	Resp	Lower	Upper
244	100		
212	8.4	10.0	15.0#
122	6.0	8.6	12.8#

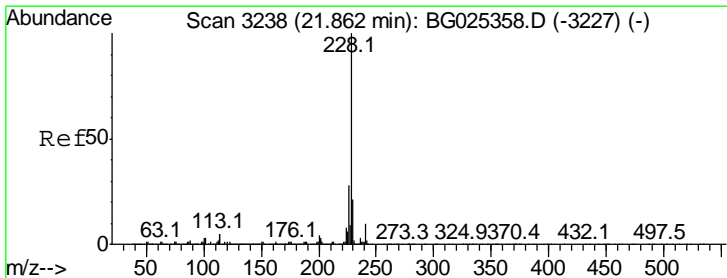
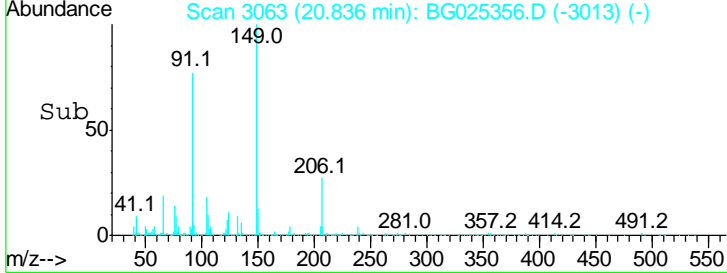
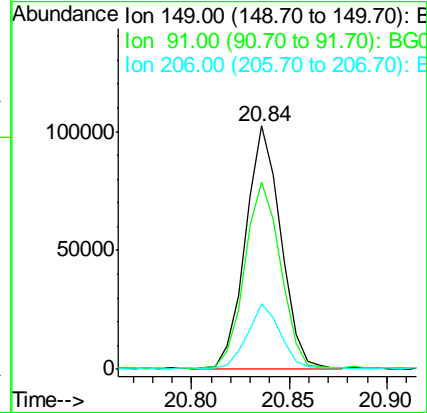
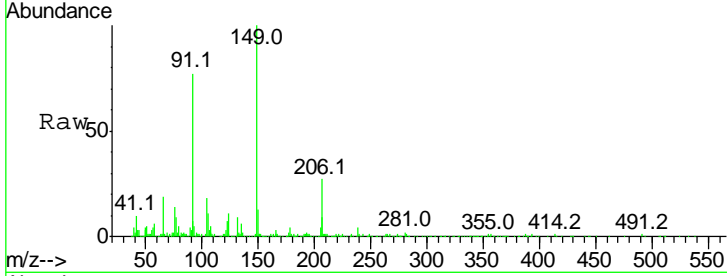




#79  
 Butylbenzylphthalate  
 Concen: 10.51 ng  
 RT: 20.84 min Scan# 3063  
 Delta R.T. -0.00 min  
 Lab File: BG025356.D  
 Acq: 21 Dec 2016 13:32

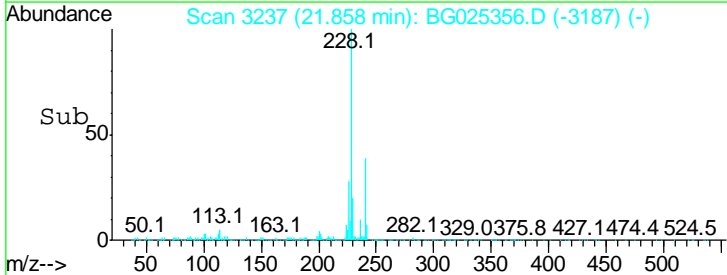
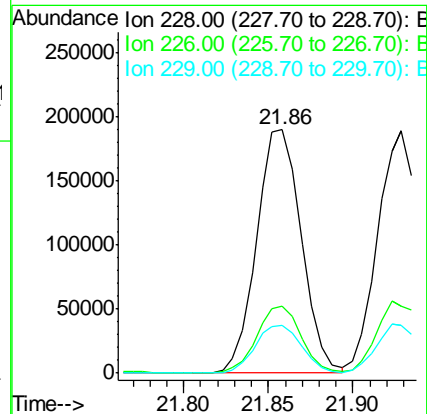
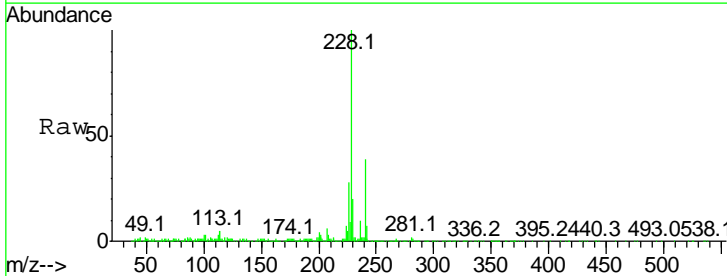
Instrument :  
 BNA\_G  
 ClientSampled :  
 SSTDICC010

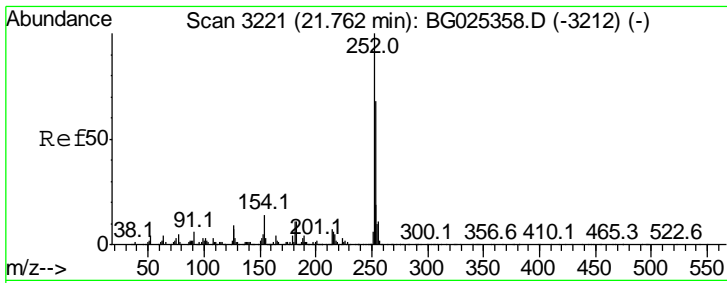
Tgt Ion	Resp	Lower	Upper
149	126998		
91	77.0	63.5	95.3
206	26.9	21.0	31.6



#80  
 Benzo(a)anthracene  
 Concen: 10.70 ng  
 RT: 21.86 min Scan# 3237  
 Delta R.T. -0.00 min  
 Lab File: BG025356.D  
 Acq: 21 Dec 2016 13:32

Tgt Ion	Resp	Lower	Upper
228	348648		
226	27.6	24.9	37.3
229	19.7	18.2	27.2

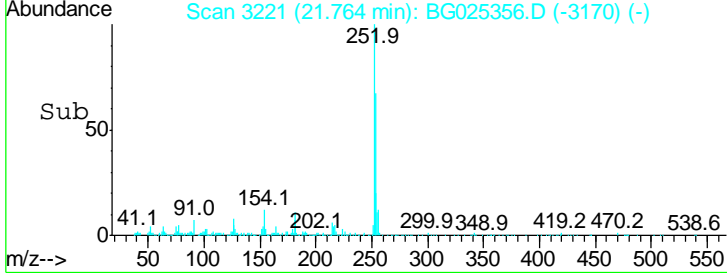
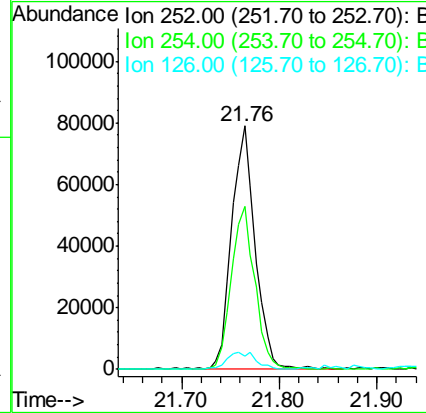
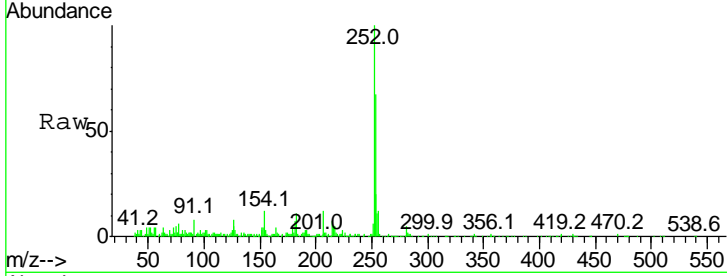




#81  
 3,3'-Dichlorobenzidine  
 Concen: 10.09 ng  
 RT: 21.76 min Scan# 3221  
 Delta R.T. 0.00 min  
 Lab File: BG025356.D  
 Acq: 21 Dec 2016 13:32

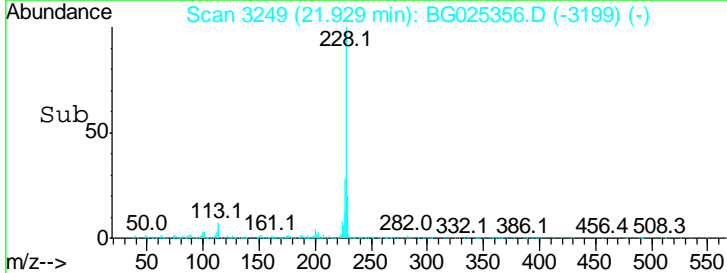
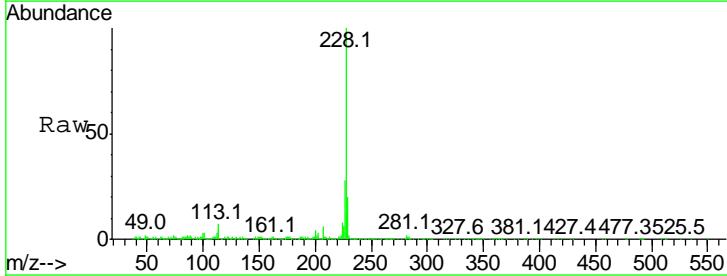
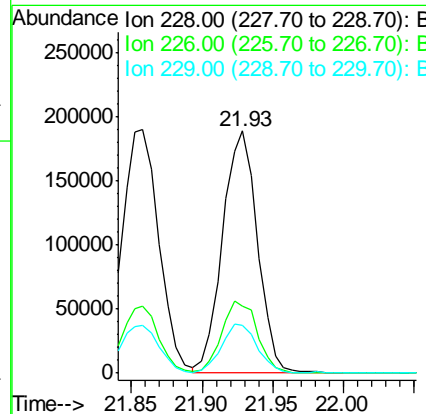
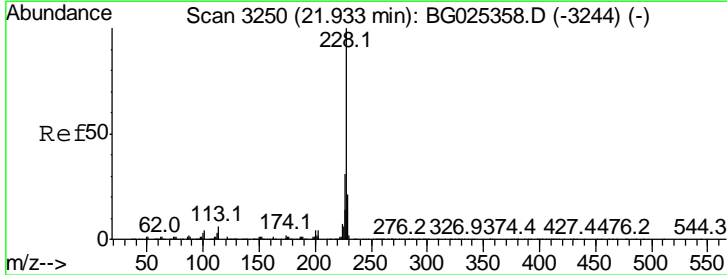
**Instrument :**  
 BNA\_G  
**ClientSampled :**  
 SSTDICC010

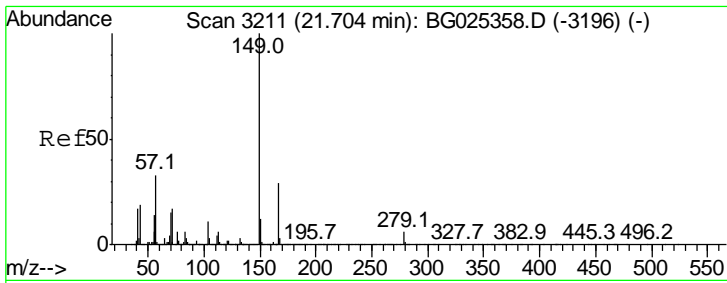
Tgt Ion	Resp	Lower	Upper
252	100		
254	67.0	53.1	79.7
126	5.2	7.0	10.4#



#82  
 Chrysene  
 Concen: 10.42 ng  
 RT: 21.93 min Scan# 3249  
 Delta R.T. -0.00 min  
 Lab File: BG025356.D  
 Acq: 21 Dec 2016 13:32

Tgt Ion	Resp	Lower	Upper
228	100		
226	27.5	27.0	40.4
229	19.7	17.8	26.6

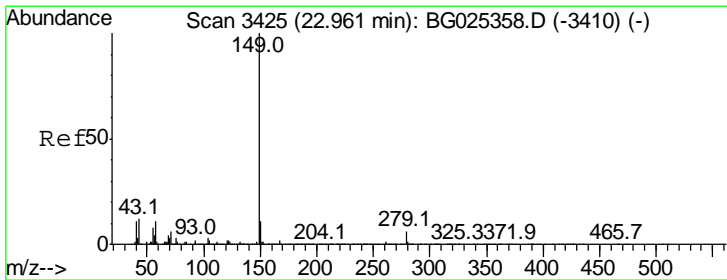
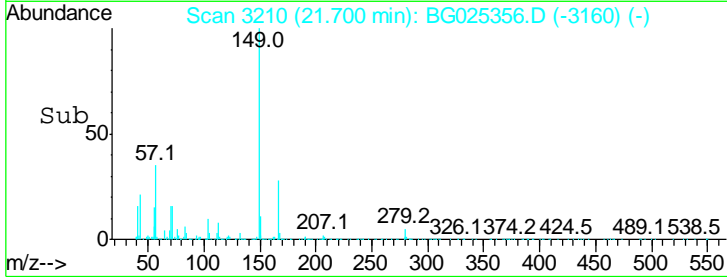
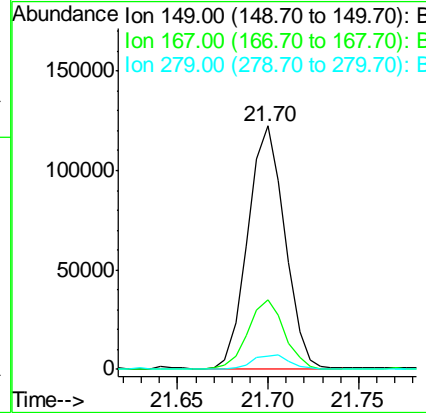
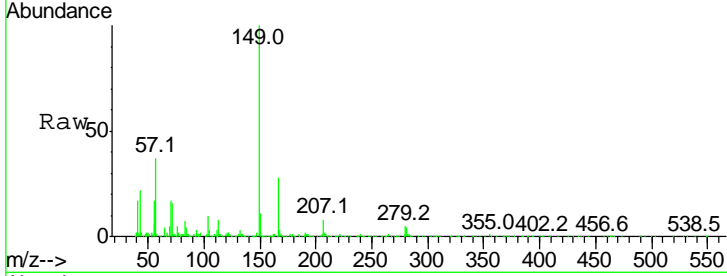




#83  
 Bis(2-ethylhexyl)phthalate  
 Concen: 9.96 ng  
 RT: 21.70 min Scan# 3210  
 Delta R.T. -0.00 min  
 Lab File: BG025356.D  
 Acq: 21 Dec 2016 13:32

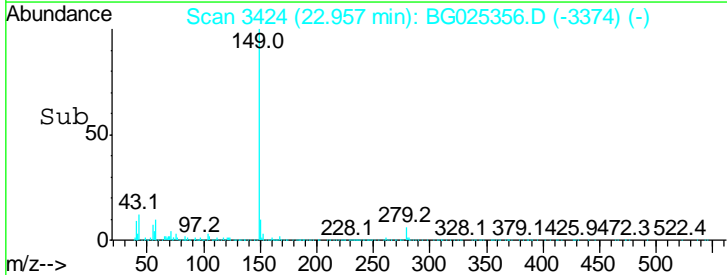
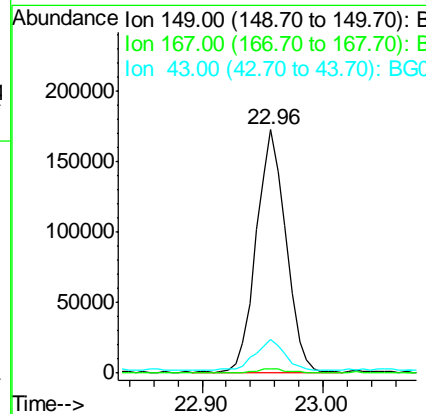
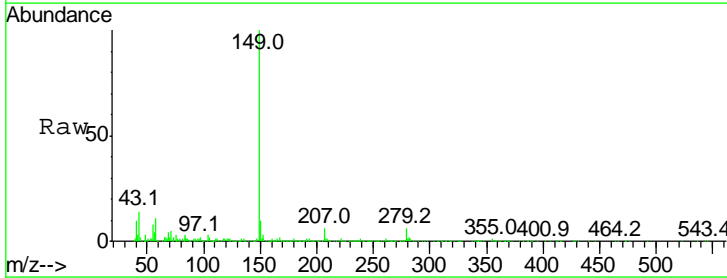
Instrument :  
 BNA\_G  
 ClientSampleId :  
 SSTDICC010

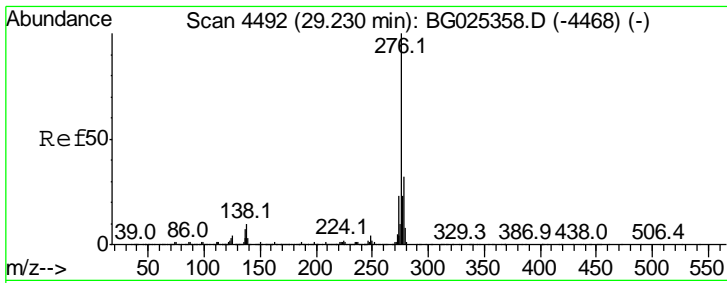
Tgt Ion	Resp	Lower	Upper
149	172283		
167	28.4	23.7	35.5
279	5.4	4.6	6.8



#84  
 Di-n-octyl phthalate  
 Concen: 10.27 ng  
 RT: 22.96 min Scan# 3424  
 Delta R.T. -0.00 min  
 Lab File: BG025356.D  
 Acq: 21 Dec 2016 13:32

Tgt Ion	Resp	Lower	Upper
149	294663		
167	2.0	1.4	2.2
43	12.6	11.8	17.6

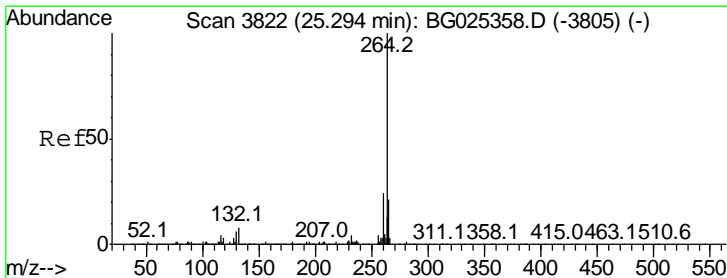
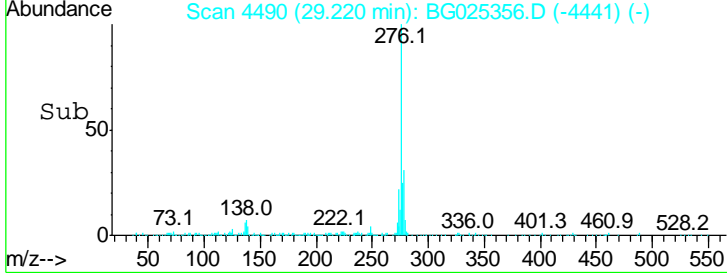
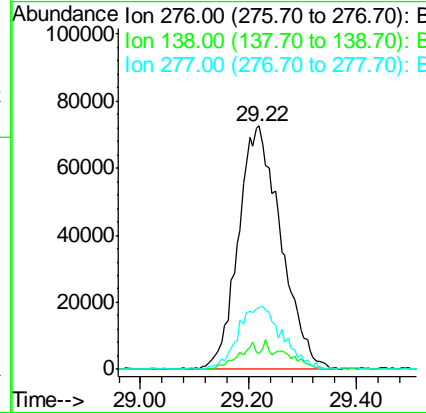
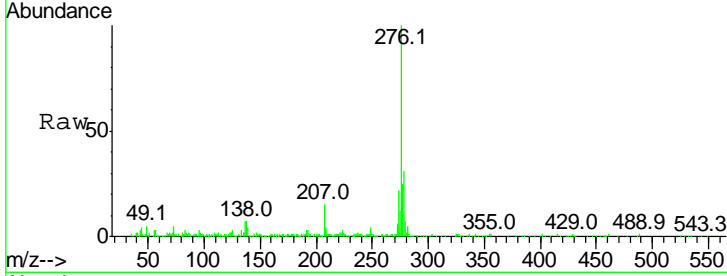




#85  
 Indeno(1,2,3-cd)pyrene  
 Concen: 9.29 ng  
 RT: 29.22 min Scan# 4490  
 Delta R.T. -0.01 min  
 Lab File: BG025356.D  
 Acq: 21 Dec 2016 13:32

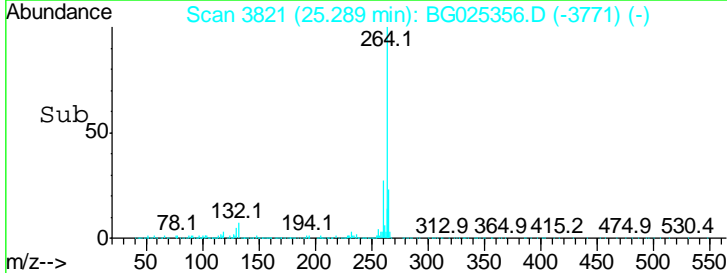
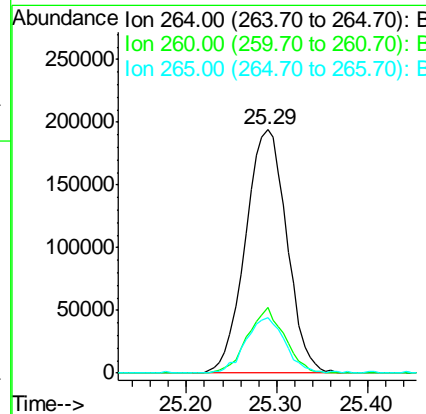
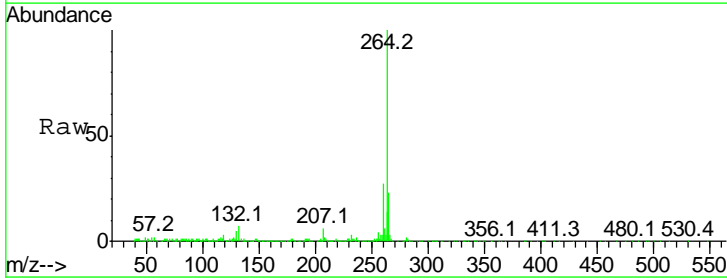
Instrument :  
 BNA\_G  
 ClientSampleId :  
 SSTDICC010

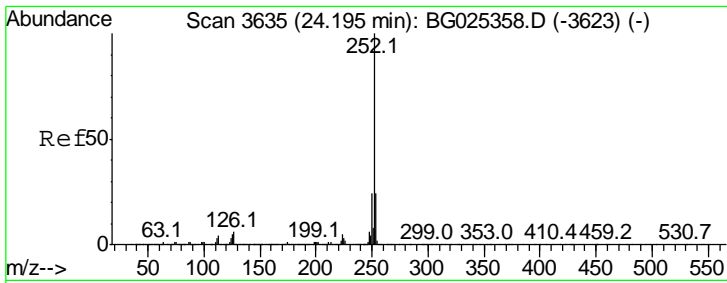
Tgt Ion	Resp	Lower	Upper
276	100		
138	0.8	4.7	7.1#
277	27.0	20.6	31.0



#86  
 Perylene-d12  
 Concen: 20.00 ng  
 RT: 25.29 min Scan# 3821  
 Delta R.T. -0.00 min  
 Lab File: BG025356.D  
 Acq: 21 Dec 2016 13:32

Tgt Ion	Resp	Lower	Upper
264	100		
260	26.8	21.8	32.8
265	22.7	18.2	27.4

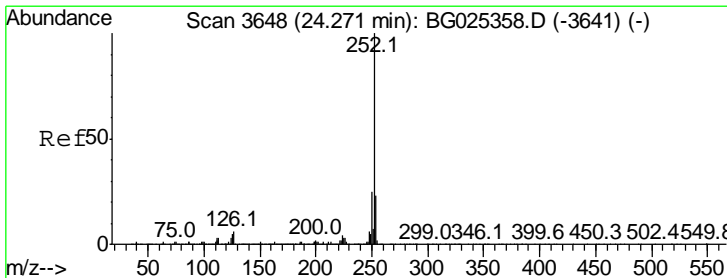
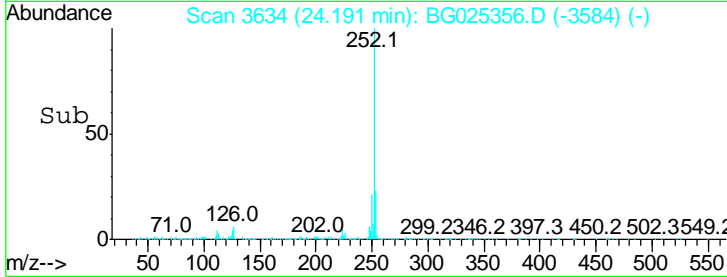
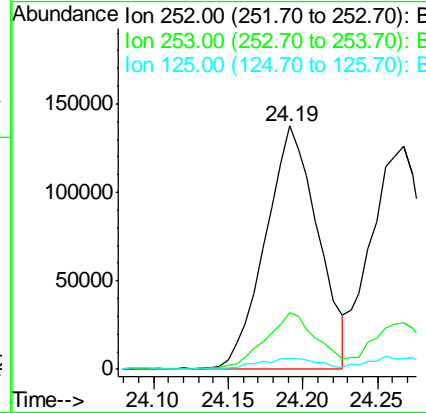
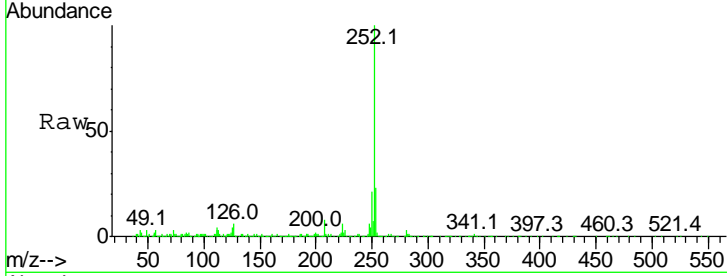




#87  
 Benzo(b)fluoranthene  
 Concen: 10.07 ng  
 RT: 24.19 min Scan# 3634  
 Delta R.T. -0.00 min  
 Lab File: BG025356.D  
 Acq: 21 Dec 2016 13:32

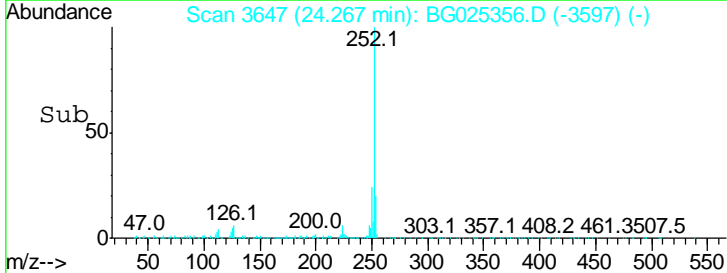
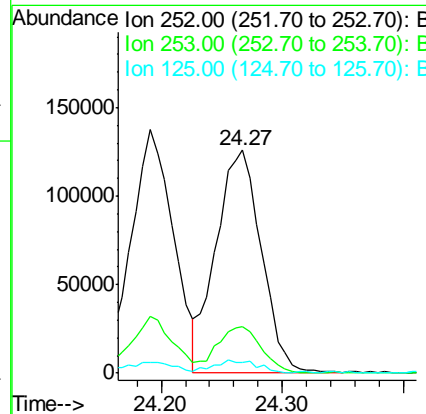
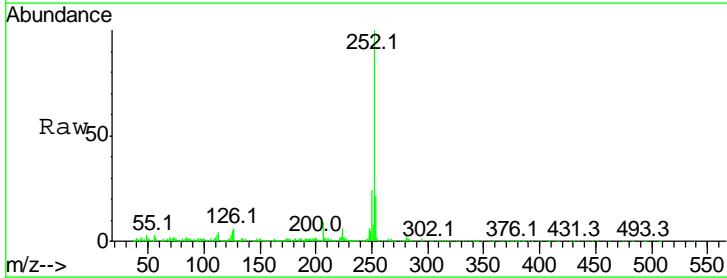
Instrument :  
 BNA\_G  
 ClientSampleId :  
 SSTDICC010

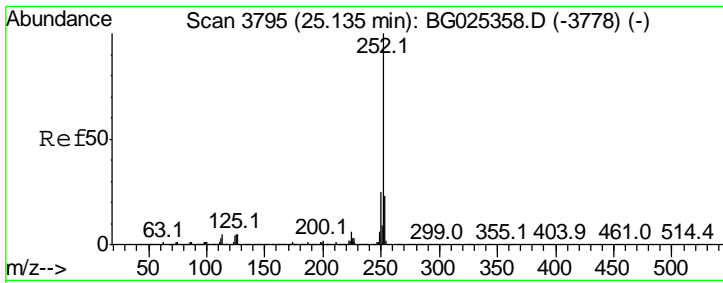
Tgt Ion	Resp	Lower	Upper
252	100		
253	23.3	18.7	28.1
125	4.3	5.3	7.9#



#88  
 Benzo(k)fluoranthene  
 Concen: 10.10 ng  
 RT: 24.27 min Scan# 3647  
 Delta R.T. -0.00 min  
 Lab File: BG025356.D  
 Acq: 21 Dec 2016 13:32

Tgt Ion	Resp	Lower	Upper
252	100		
253	20.6	20.2	30.2
125	5.0	5.1	7.7#

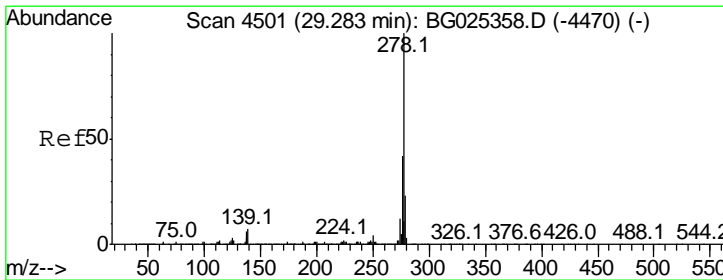
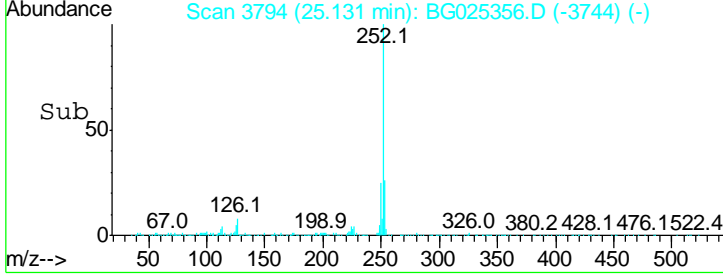
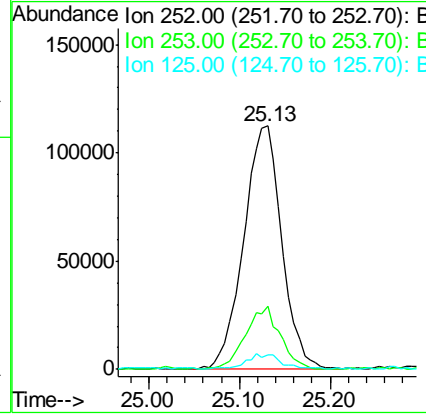
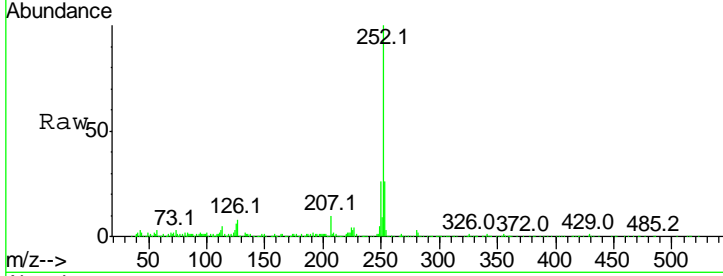




#89  
 Benzo(a)pyrene  
 Concen: 10.06 ng  
 RT: 25.13 min Scan# 3794  
 Delta R.T. -0.00 min  
 Lab File: BG025356.D  
 Acq: 21 Dec 2016 13:32

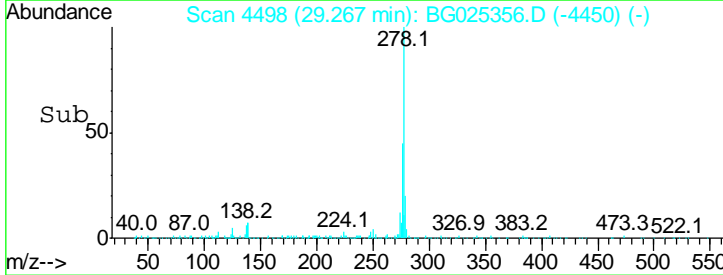
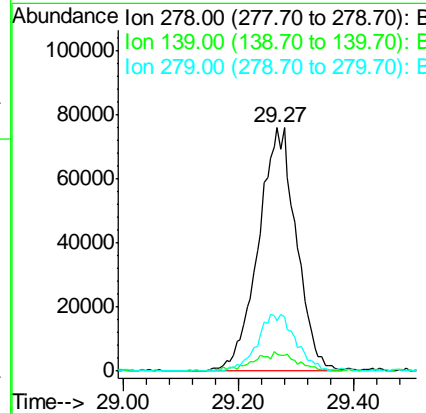
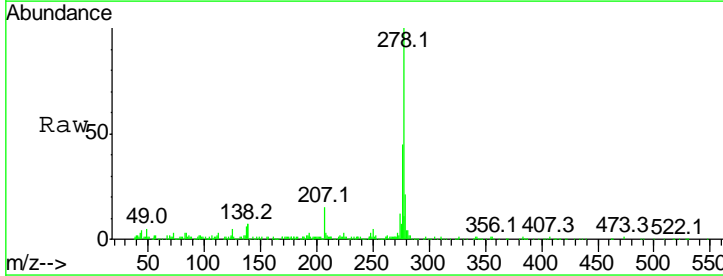
Instrument :  
 BNA\_G  
 ClientSampleId :  
 SSTDICC010

Tgt Ion	Resp	Lower	Upper
252	100		
253	26.0	19.2	28.8
125	5.7	5.4	8.0

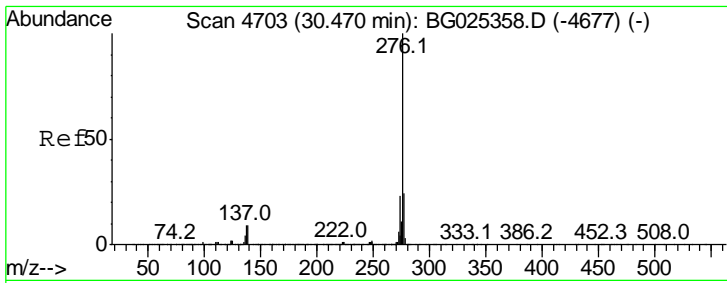


#90  
 Dibenzo(a,h)anthracene  
 Concen: 9.74 ng  
 RT: 29.27 min Scan# 4498  
 Delta R.T. -0.02 min  
 Lab File: BG025356.D  
 Acq: 21 Dec 2016 13:32

Tgt Ion	Resp	Lower	Upper
278	100		
139	7.3	7.7	11.5#
279	20.6	19.1	28.7







#91  
 Benzo(a,h,i)perylene  
 Concen: 9.39 ng  
 RT: 30.46 min Scan# 4701  
 Delta R.T. -0.01 min  
 Lab File: BG025356.D  
 Acq: 21 Dec 2016 13:32

Instrument :  
 BNA\_G  
 ClientSampleId :  
 SSTDICC010

Tot Ion: 276 Resp: 334757

Ion	Ratio	Lower	Upper
276	100		
277	22.2	18.6	27.8
138	7.9	8.1	12.1#

