

Data Path : Z:\HPCHEM1\BNA G\DATA\BG122817\
 Data File : BG031829.D
 Acq On : 28 Dec 2017 17:34
 Operator : SJ/JU
 Sample : I6685-06MSD
 Misc :
 ALS Vial : 8 Sample Multiplier: 1

Instrument :
 BNA_G
 ClientSampleId :

Quant Time: Dec 28 18:08:03 2017
 Quant Method : Z:\HPCHEM1\BNA G\METHODS\8270-BG122117.M
 Quant Title : ASP BNA STANDARDS FOR 5 POINT CALIBRATION
 QLast Update : Fri Dec 22 11:08:55 2017
 Response via : Initial Calibration

Internal Standards	R.T.	QIon	Response	Conc	Units	Dev(Min)
1) 1,4-Dichlorobenzene-d4	8.81	152	53075	20.00	ng	-0.03
21) Naphthalene-d8	11.69	136	212532	20.00	ng	-0.03
38) Acenaphthene-d10	15.43	164	143165	20.00	ng	-0.03
63) Phenanthrene-d10	18.16	188	359074	20.00	ng	-0.04
75) Chrysene-d12	22.51	240	411536	20.00	ng	-0.06
86) Perylene-d12	26.26	264	446467	20.00	ng	-0.10

System Monitoring Compounds

5) 2-Fluorophenol	6.23	112	387862	133.10	ng	-0.02
7) Phenol-d6	7.91	99	454808	120.21	ng	-0.02
23) Nitrobenzene-d5	10.00	82	294353	104.58	ng	-0.03
41) 2,4,6-Tribromophenol	16.91	330	355752	162.85	ng	-0.03
44) 2-Fluorobiphenyl	14.06	172	1037678	90.97	ng	-0.03
78) Terphenyl-d14	20.70	244	1773997	98.48	ng	-0.04

Target Compounds

						Qvalue
2) 1,4-Dioxane	3.89	88	36834	34.100	ng	# 72
3) Pyridine	4.35	79	82641	28.622	ng	# 77
4) n-Nitrosodimethylamine	4.24	42	43836	37.623	ng	# 79
6) Aniline	8.10	93	30401	6.246	ng	# 88
8) 2-Chlorophenol	8.35	128	143558	42.471	ng	# 79
9) Benzaldehyde	7.90	77	29263	12.845	ng	86
10) Phenol	7.94	94	144120	37.731	ng	92
11) bis(2-Chloroethyl)ether	8.19	93	117118	36.920	ng	# 81
12) 1,3-Dichlorobenzene	8.69	146	160304	38.190	ng	# 93
13) 1,4-Dichlorobenzene	8.84	146	163087	38.034	ng	93
14) 1,2-Dichlorobenzene	9.18	146	156934	38.626	ng	95
15) Benzyl Alcohol	9.03	79	113531	39.974	ng	93
16) 2,2'-oxybis(1-Chloropropan	9.33	45	116942	45.268	ng	79
17) 2-Methylphenol	9.23	107	113133	41.395	ng	96
18) Hexachloroethane	9.93	117	50419	38.823	ng	# 83
19) n-Nitroso-di-n-propylamine	9.62	70	91060	35.243	ng	# 80
20) 3+4-Methylphenols	9.57	107	156183	40.209	ng	95
22) Acetophenone	9.65	105	209689	42.466	ng	# 85
24) Nitrobenzene	10.04	77	130579	45.015	ng	# 78
25) Isophorone	10.57	82	259093	42.762	ng	# 86
26) 2-Nitrophenol	10.77	139	83645	54.996	ng	# 83
27) 2,4-Dimethylphenol	10.81	122	152107	47.527	ng	90
28) bis(2-Chloroethoxy)methane	11.05	93	165506	40.710	ng	# 92
29) 2,4-Dichlorophenol	11.31	162	176870	47.075	ng	90
30) 1,2,4-Trichlorobenzene	11.54	180	183960	40.100	ng	99
31) Naphthalene	11.74	128	585259	54.565	ng	98
32) Benzoic acid	10.93	122	88575	41.619	ng	# 72
33) 4-Chloroaniline	11.83	127	19084	3.996	ng	# 91
34) Hexachlorobutadiene	12.01	225	123741	39.290	ng	98
35) Caprolactam	12.57	113	42659	37.457	ng	# 46
36) 4-Chloro-3-methylphenol	12.90	107	155941	44.940	ng	# 80
37) 2-Methylnaphthalene	13.30	142	373533	42.959	ng	92
39) 1,2,4,5-Tetrachlorobenzene	13.65	216	250143	41.482	ng	# 97
40) Hexachlorocyclopentadiene	13.63	237	310570	97.627	ng	90

Data Path : Z:\HPCHEM1\BNA G\DATA\BG122817\
 Data File : BG031829.D
 Acq On : 28 Dec 2017 17:34
 Operator : SJ/JU
 Sample : I6685-06MSD
 Misc :
 ALS Vial : 8 Sample Multiplier: 1

Instrument :
 BNA_G
 ClientSampleId :

Quant Time: Dec 28 18:08:03 2017
 Quant Method : Z:\HPCHEM1\BNA G\METHODS\8270-BG122117.M
 Quant Title : ASP BNA STANDARDS FOR 5 POINT CALIBRATION
 QLast Update : Fri Dec 22 11:08:55 2017
 Response via : Initial Calibration

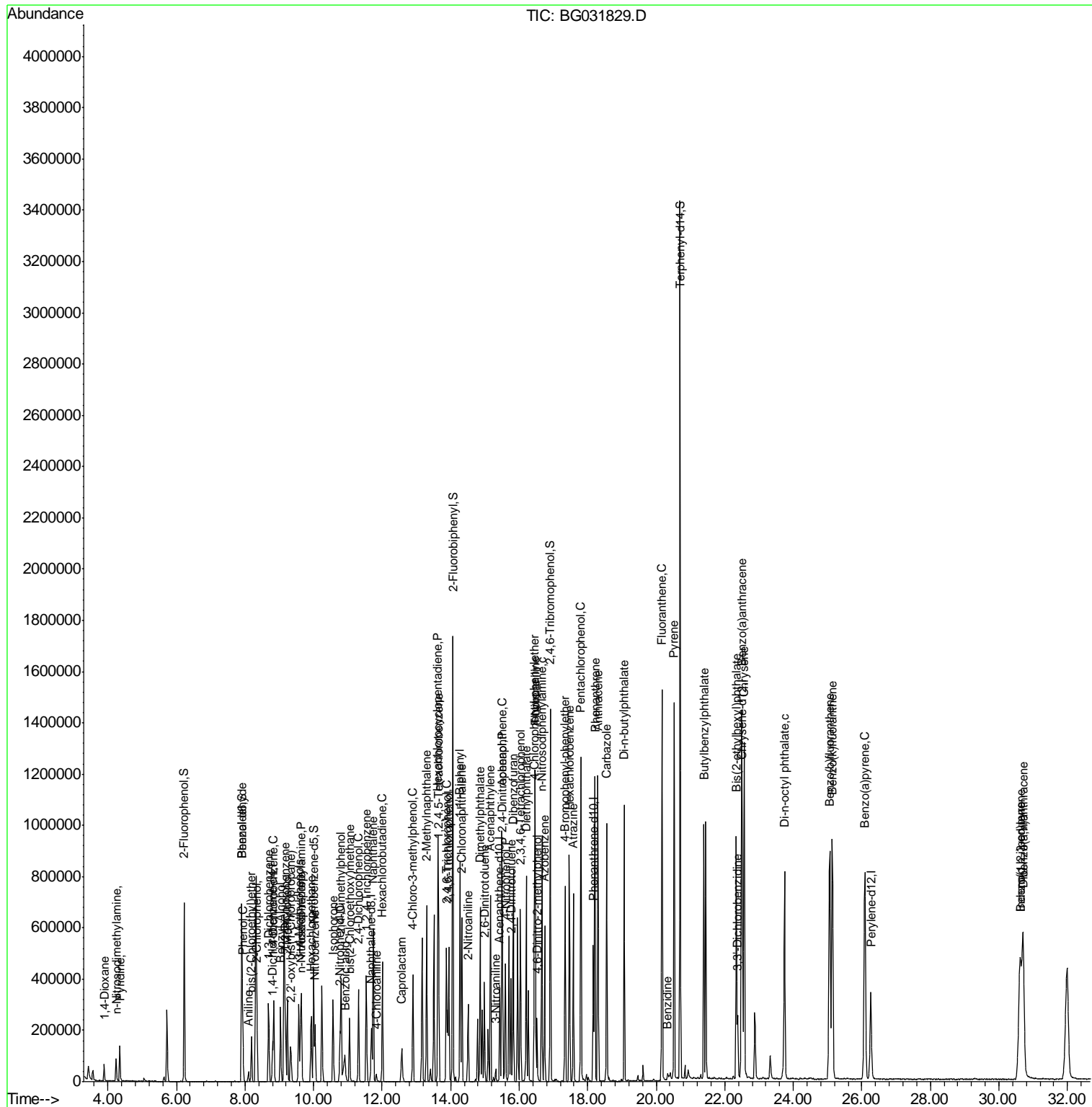
Internal Standards	R.T.	QIon	Response	Conc	Units	Dev(Min)
42) 2,4,6-Trichlorophenol	13.88	196	163450	47.012	ng	98
43) 2,4,5-Trichlorophenol	13.95	196	178609	46.356	ng #	90
45) 1,1'-Biphenyl	14.28	154	526367	43.047	ng	96
46) 2-Chloronaphthalene	14.33	162	393756	42.218	ng	96
47) 2-Nitroaniline	14.51	65	79835	49.562	ng #	60
48) Acenaphthylene	15.16	152	610674	40.927	ng	98
49) Dimethylphthalate	14.86	163	542833	43.040	ng	99
50) 2,6-Dinitrotoluene	14.99	165	120487	51.930	ng #	65
51) Acenaphthene	15.50	154	451713	46.224	ng	98
52) 3-Nitroaniline	15.32	138	18501	8.173	ng #	66
53) 2,4-Dinitrophenol	15.51	184	122529	120.084	ng #	77
54) Dibenzofuran	15.83	168	647065	43.196	ng	97
55) 4-Nitrophenol	15.60	139	164521	89.298	ng #	70
56) 2,4-Dinitrotoluene	15.77	165	171705	57.553	ng #	61
57) Fluorene	16.47	166	522771	42.959	ng	99
58) 2,3,4,6-Tetrachlorophenol	16.04	232	185683	49.395	ng #	84
59) Diethylphthalate	16.21	149	516023	41.978	ng	96
60) 4-Chlorophenyl-phenylether	16.45	204	309647	41.587	ng	90
61) 4-Nitroaniline	16.47	138	58068	26.287	ng #	76
62) Azobenzene	16.74	77	334889	42.480	ng	81
64) 4,6-Dinitro-2-methylphenol	16.53	198	87448	49.704	ng #	64
65) n-Nitrosodiphenylamine	16.66	169	480219	40.268	ng	98
66) 4-Bromophenyl-phenylether	17.34	248	228357	43.979	ng	92
67) Hexachlorobenzene	17.47	284	234468	44.173	ng #	90
68) Atrazine	17.58	200	186583	40.236	ng	98
69) Pentachlorophenol	17.80	266	311042	85.194	ng	99
70) Phenanthrene	18.21	178	881959	43.402	ng	99
71) Anthracene	18.30	178	889091	43.373	ng	99
72) Carbazole	18.55	167	767638	42.310	ng	100
73) Di-n-butylphthalate	19.06	149	856575	42.483	ng	99
74) Fluoranthene	20.17	202	1082900	43.431	ng	96
76) Benzidine	20.33	184	44965	3.540	ng	96
77) Pyrene	20.53	202	1098459	41.786	ng	99
79) Butylbenzylphthalate	21.39	149	389276	44.112	ng #	75
80) Benzo(a)anthracene	22.49	228	1120495	42.802	ng	100
81) 3,3'-Dichlorobenzidine	22.38	252	120485	11.871	ng #	98
82) Chrysene	22.57	228	1046175	42.237	ng	98
83) Bis(2-ethylhexyl)phthalate	22.34	149	549687	42.995	ng #	97
84) Di-n-octyl phthalate	23.74	149	952667	44.245	ng #	87
85) Indeno(1,2,3-cd)pyrene	30.62	276	1428725	44.962	ng #	79
87) Benzo(b)fluoranthene	25.06	252	1206754	43.543	ng #	96
88) Benzo(k)fluoranthene	25.14	252	1175130	42.369	ng #	97
89) Benzo(a)pyrene	26.08	252	1170701	44.107	ng #	98
90) Dibenzo(a,h)anthracene	30.70	278	1177991	42.973	ng #	95
91) Benzo(g,h,i)perylene	30.62	276	1428725	44.144	ng #	93

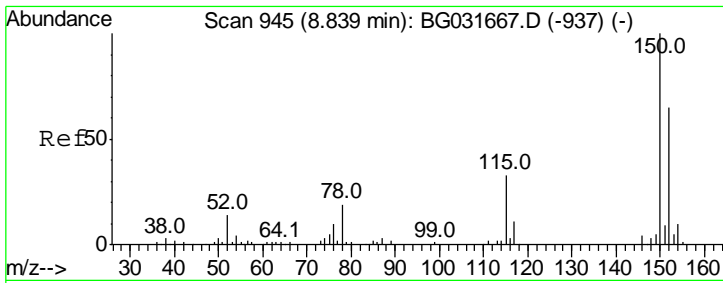
(#) = qualifier out of range (m) = manual integration (+) = signals summed

Data Path : Z:\HPCHEM1\BNA G\DATA\BG122817\
 Data File : BG031829.D
 Acq On : 28 Dec 2017 17:34
 Operator : SJ/JU
 Sample : I6685-06MSD
 Misc :
 ALS Vial : 8 Sample Multiplier: 1

Instrument :
 BNA_G
 Client Sampled :

Quant Time: Dec 28 18:08:03 2017
 Quant Method : Z:\HPCHEM1\BNA G\METHODS\8270-BG122117.M
 Quant Title : ASP BNA STANDARDS FOR 5 POINT CALIBRATION
 QLast Update : Fri Dec 22 11:08:55 2017
 Response via : Initial Calibration



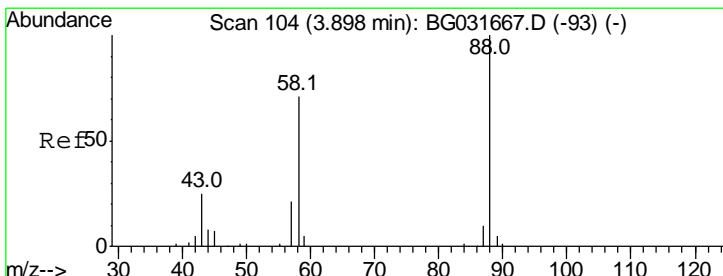
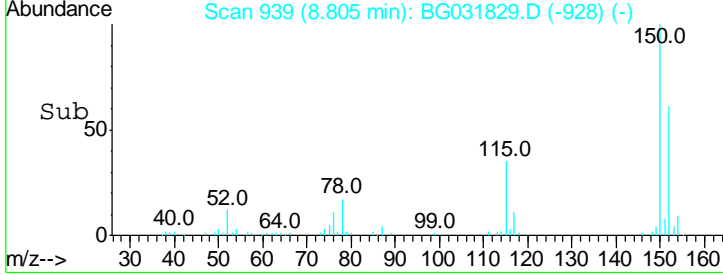
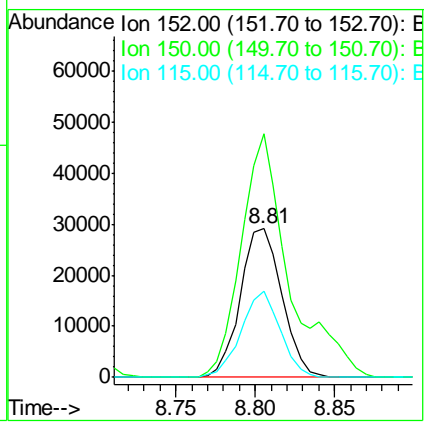
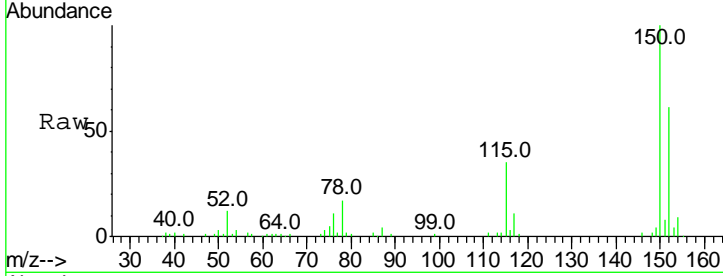


#1
 1,4-Dichlorobenzene-d4
 Concen: 20.000 ng
 RT: 8.81 min Scan# 939
 Delta R.T. -0.03 min
 Lab File: BG031829.D
 Acq: 28 Dec 2017 17:34

Instrument :
 BNA_G
 ClientSampled :

Tgt Ion: 152 Resp: 53075

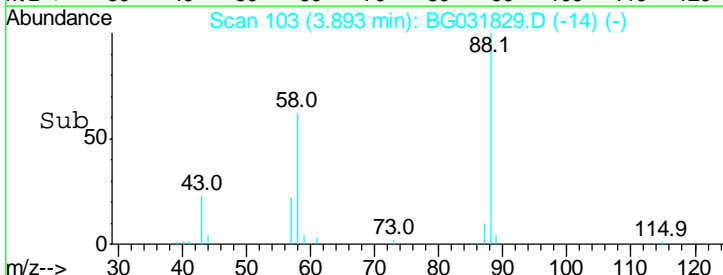
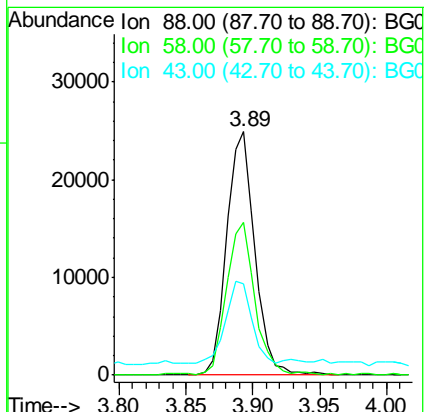
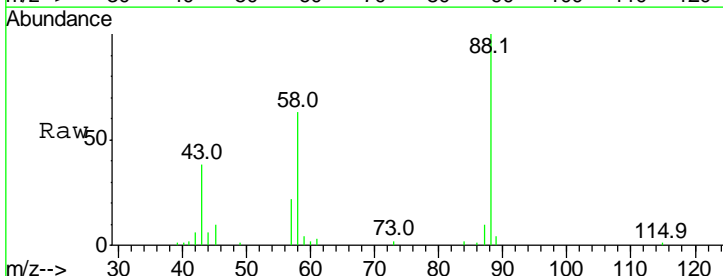
Ion	Ratio	Lower	Upper
152	100		
150	164.0	126.6	189.8
115	57.9	53.0	79.4

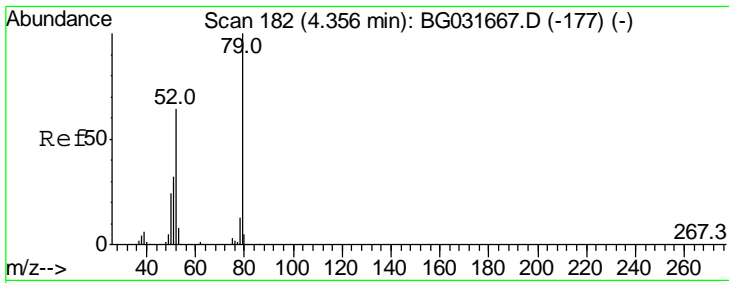


#2
 1,4-Dioxane
 Concen: 34.100 ng
 RT: 3.89 min Scan# 103
 Delta R.T. -0.00 min
 Lab File: BG031829.D
 Acq: 28 Dec 2017 17:34

Tgt Ion: 88 Resp: 36834

Ion	Ratio	Lower	Upper
88	100		
58	63.8	79.6	119.4#
43	31.6	27.4	41.0

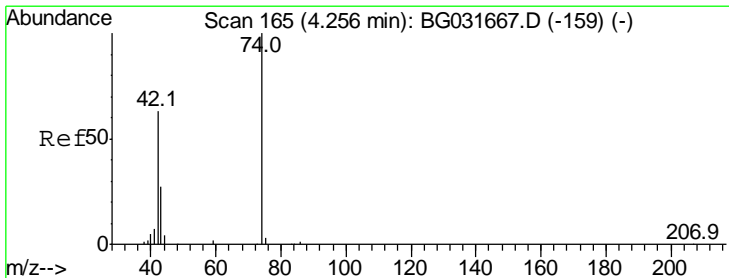
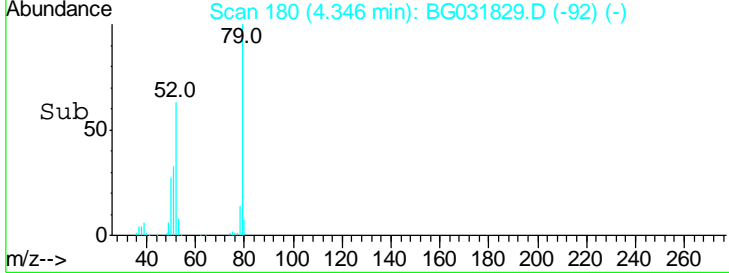
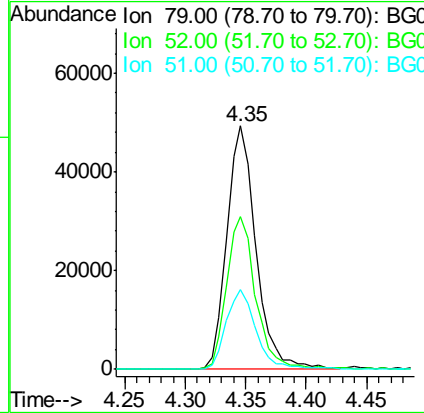
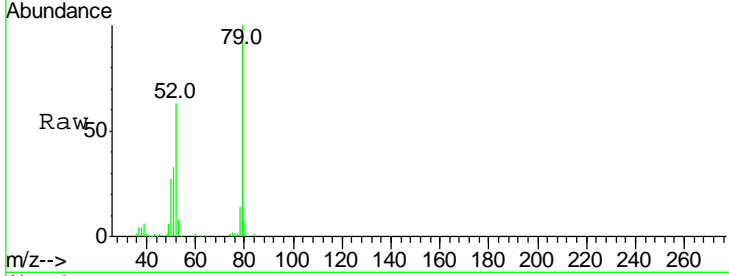




#3
 Pyridine
 Concen: 28.622 ng
 RT: 4.35 min Scan# 180
 Delta R.T. -0.01 min
 Lab File: BG031829.D
 Acq: 28 Dec 2017 17:34

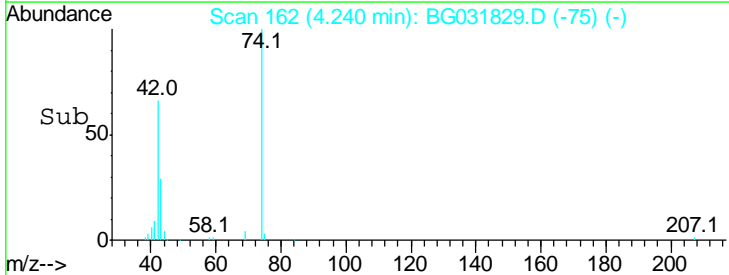
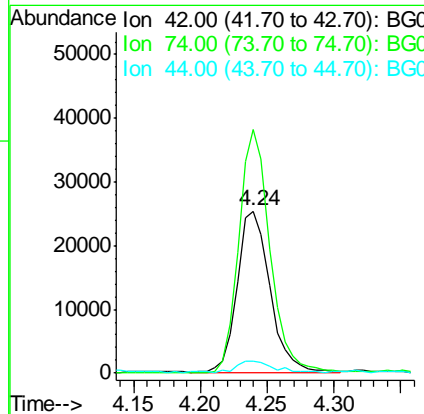
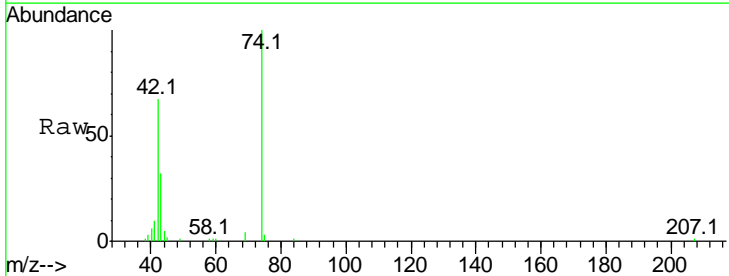
Instrument :
 BNA_G
 ClientSampled :

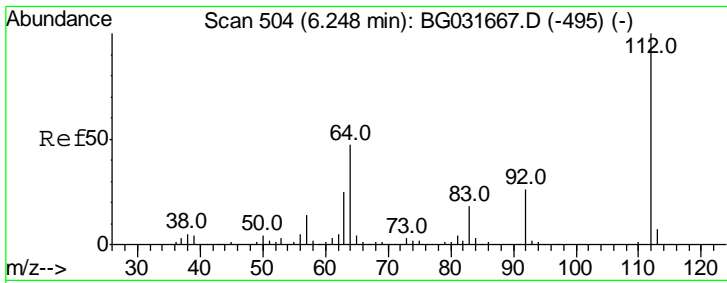
Tgt Ion	Resp	Lower	Upper
79	100		
52	62.8	69.9	104.9#
51	32.6	34.0	51.0#



#4
 n-Nitrosodimethylamine
 Concen: 37.623 ng
 RT: 4.24 min Scan# 162
 Delta R.T. -0.02 min
 Lab File: BG031829.D
 Acq: 28 Dec 2017 17:34

Tgt Ion	Resp	Lower	Upper
42	100		
74	150.3	102.5	153.7
44	7.6	18.9	28.3#

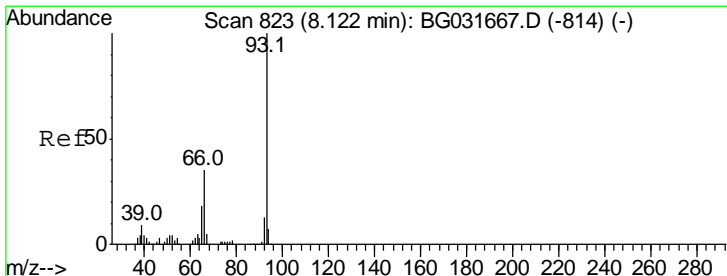
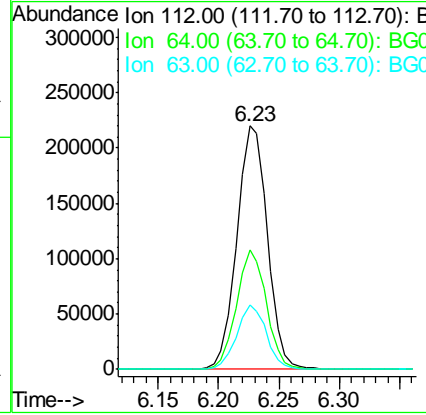
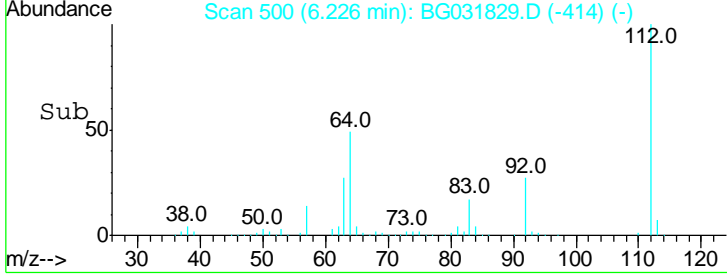
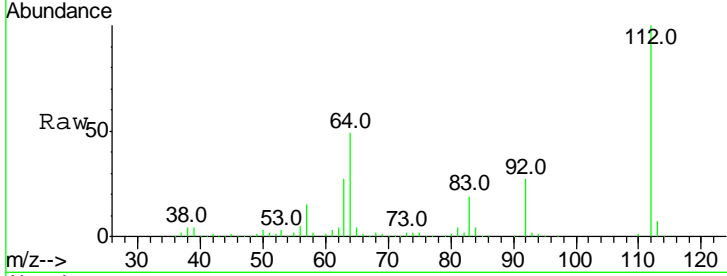




#5
 2-Fluorophenol
 Concen: 133.103 ng
 RT: 6.23 min Scan# 500
 Delta R.T. -0.02 min
 Lab File: BG031829.D
 Acq: 28 Dec 2017 17:34

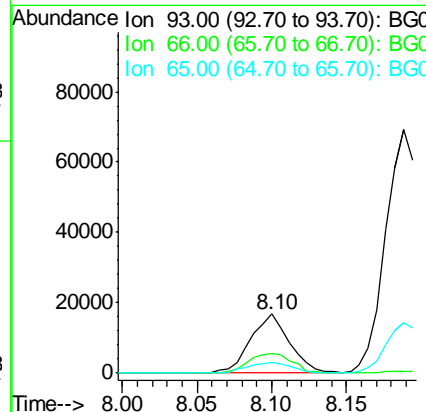
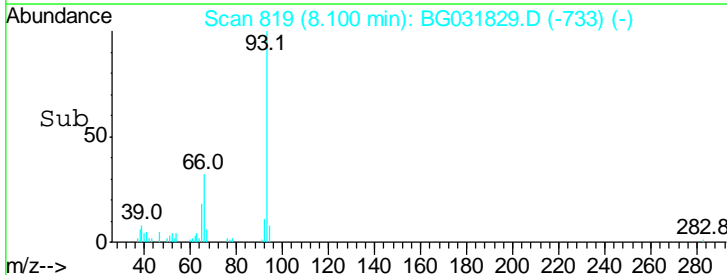
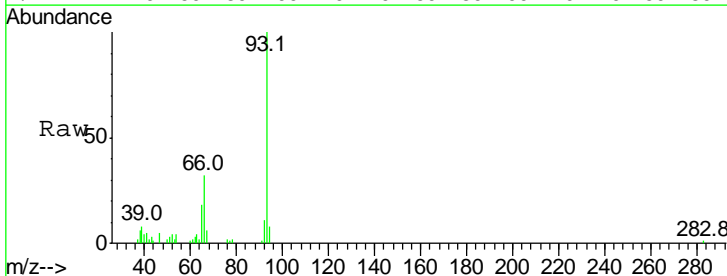
Instrument :
 BNA_G
 ClientSampled :

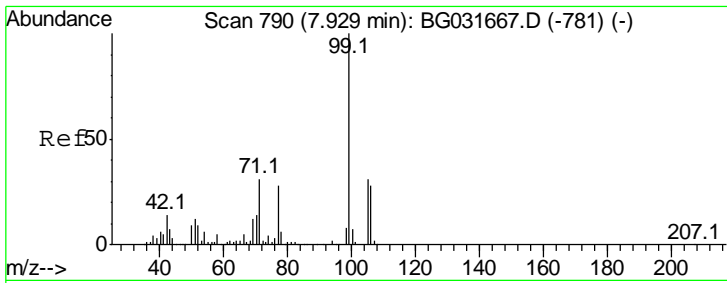
Tgt Ion	Resp	Lower	Upper
112	100		
64	48.9	56.3	84.5#
63	26.7	30.1	45.1#



#6
 Aniline
 Concen: 6.246 ng
 RT: 8.10 min Scan# 819
 Delta R.T. -0.02 min
 Lab File: BG031829.D
 Acq: 28 Dec 2017 17:34

Tgt Ion	Resp	Lower	Upper
93	100		
66	32.4	33.7	50.5#
65	17.5	16.1	24.1

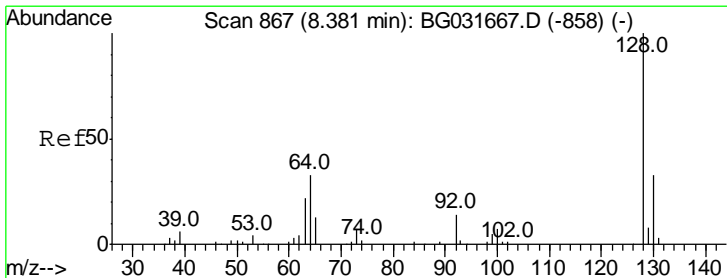
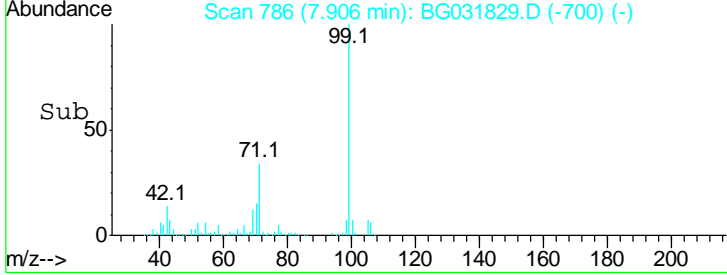
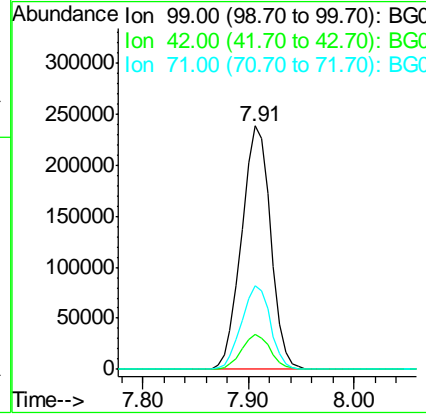
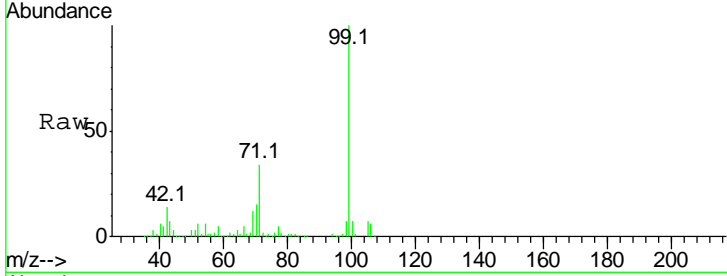




#7
 Phenol-d6
 Concen: 120.214 ng
 RT: 7.91 min Scan# 786
 Delta R.T. -0.02 min
 Lab File: BG031829.D
 Acq: 28 Dec 2017 17:34

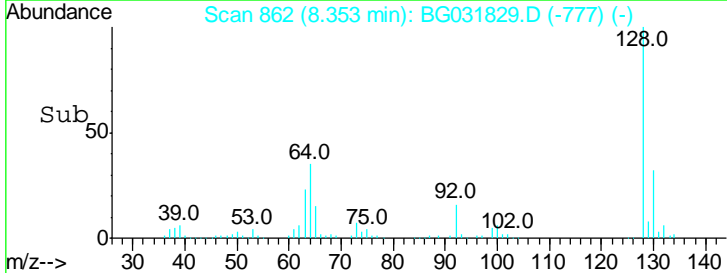
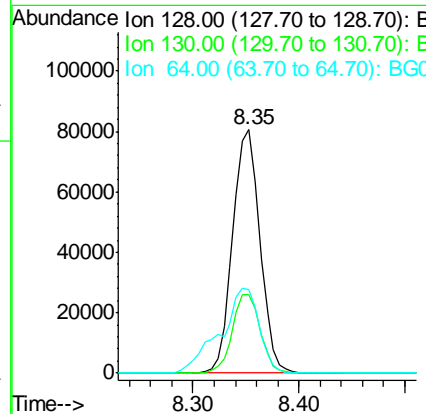
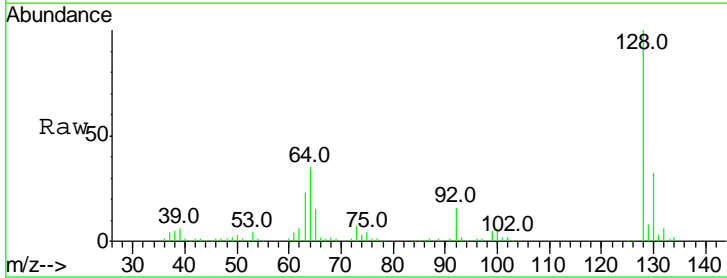
Instrument :
 BNA_G
 ClientSampled :

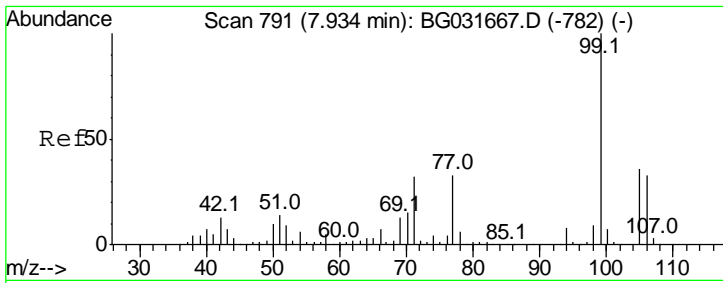
Tgt Ion	Resp	Lower	Upper
99	100		
42	14.2	14.1	21.1
71	34.4	26.1	39.1



#8
 2-Chlorophenol
 Concen: 42.471 ng
 RT: 8.35 min Scan# 862
 Delta R.T. -0.03 min
 Lab File: BG031829.D
 Acq: 28 Dec 2017 17:34

Tgt Ion	Resp	Lower	Upper
128	100		
130	32.5	14.0	54.0
64	34.5	37.7	77.7#

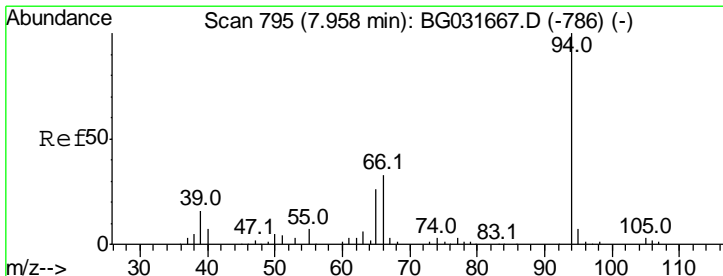
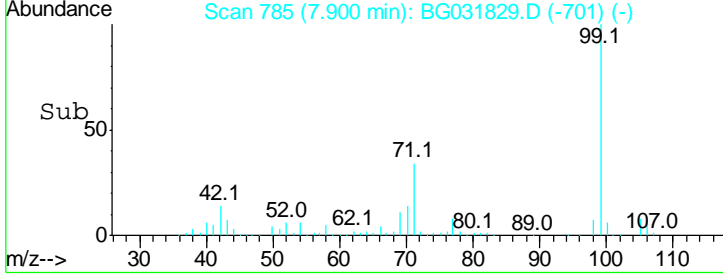
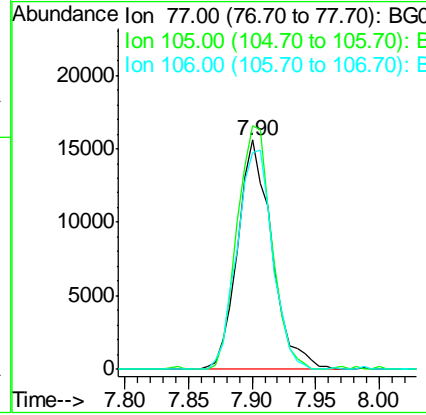
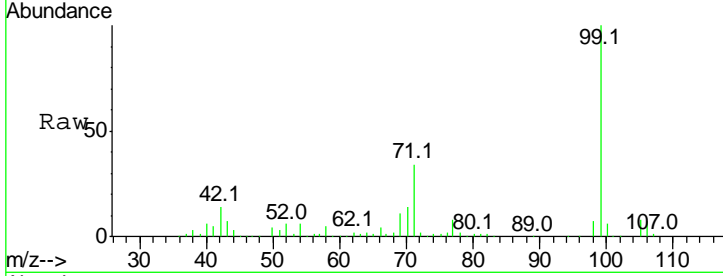




#9
Benzaldehyde
Concen: 12.845 ng
RT: 7.90 min Scan# 785
Delta R.T. -0.03 min
Lab File: BG031829.D
Acq: 28 Dec 2017 17:34

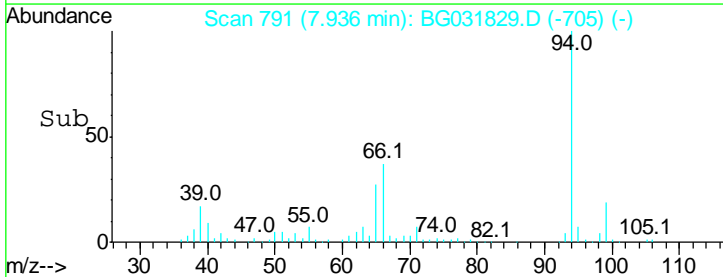
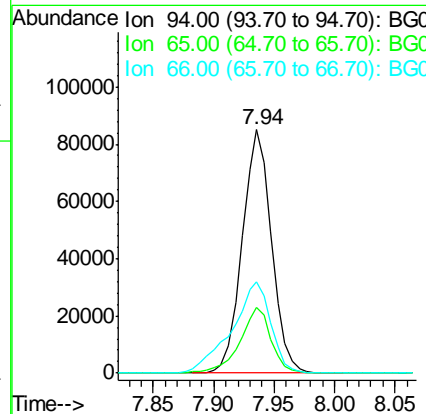
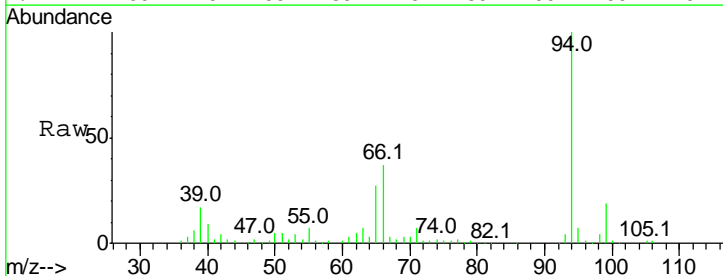
Instrument :
BNA_G
ClientSampled :

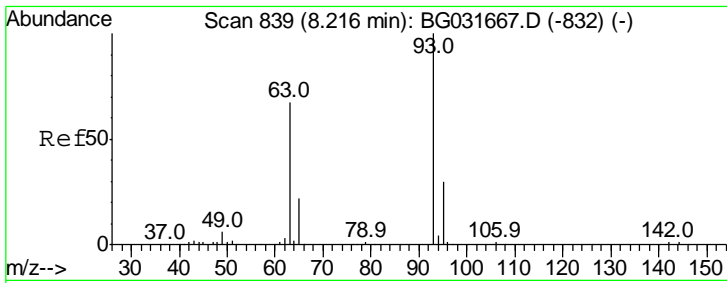
Tgt Ion	Resp	Lower	Upper
77	100		
105	106.4	71.3	111.3
106	94.7	64.2	104.2



#10
Phenol
Concen: 37.731 ng
RT: 7.94 min Scan# 791
Delta R.T. -0.02 min
Lab File: BG031829.D
Acq: 28 Dec 2017 17:34

Tgt Ion	Resp	Lower	Upper
94	100		
65	27.1	11.9	51.9
66	37.4	22.2	62.2

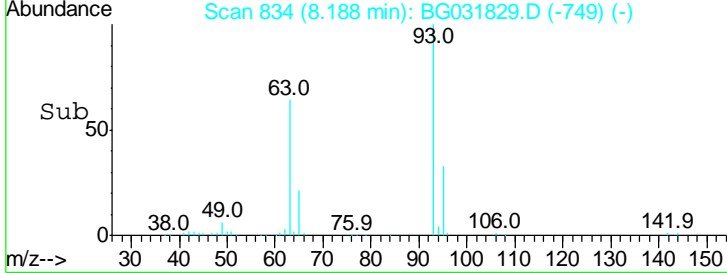
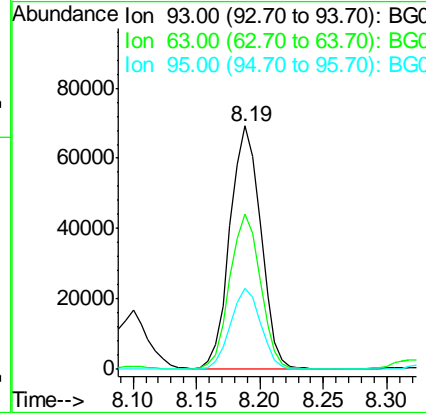
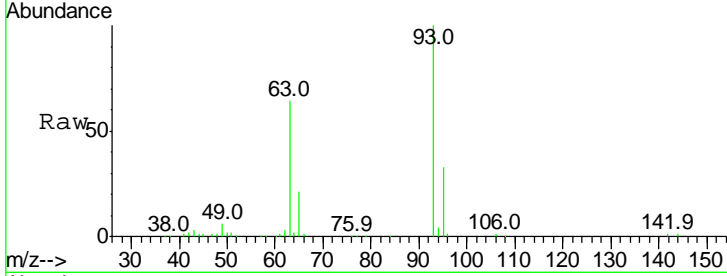




#11
 bis(2-Chloroethyl)ether
 Concen: 36.920 ng
 RT: 8.19 min Scan# 834
 Delta R.T. -0.03 min
 Lab File: BG031829.D
 Acq: 28 Dec 2017 17:34

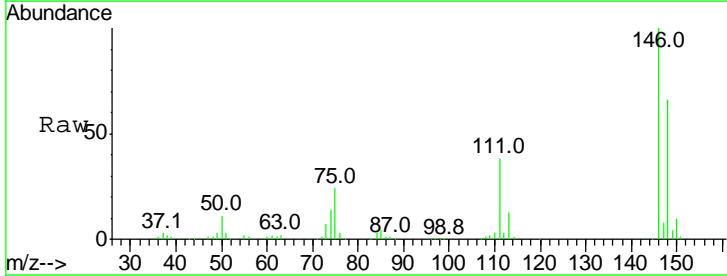
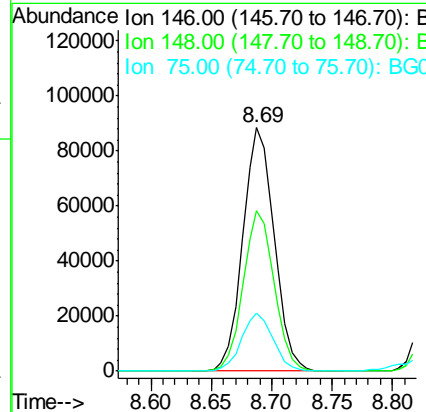
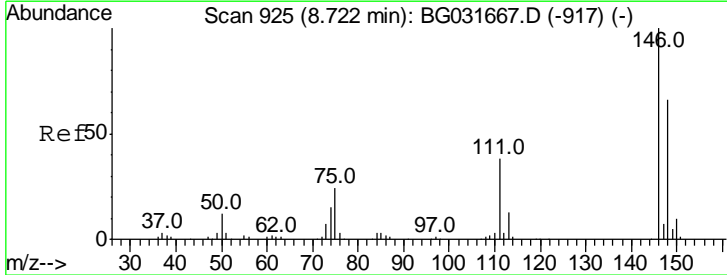
Instrument :
 BNA_G
 ClientSampled :

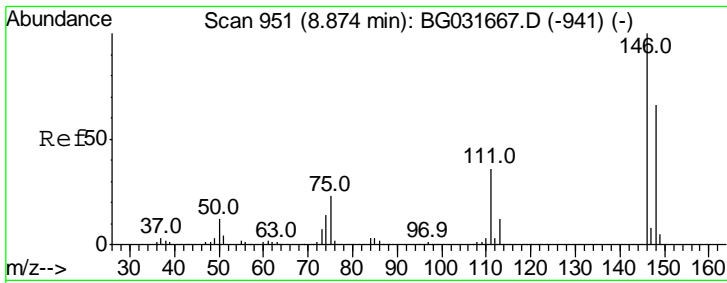
Tgt Ion	Resp	Lower	Upper
93	117118		
93	100		
63	63.7	67.1	107.1#
95	33.2	11.5	51.5



#12
 1,3-Dichlorobenzene
 Concen: 38.190 ng
 RT: 8.69 min Scan# 919
 Delta R.T. -0.03 min
 Lab File: BG031829.D
 Acq: 28 Dec 2017 17:34

Tgt Ion	Resp	Lower	Upper
146	160304		
146	100		
148	65.8	51.4	77.2
75	24.0	26.6	39.8#

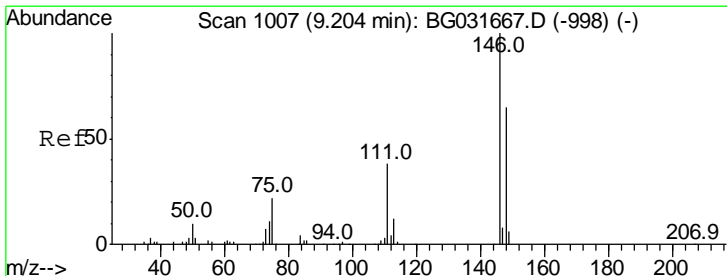
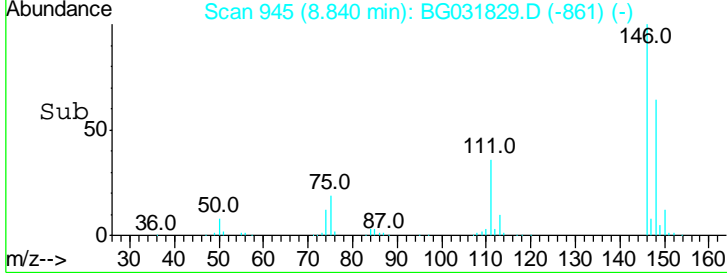
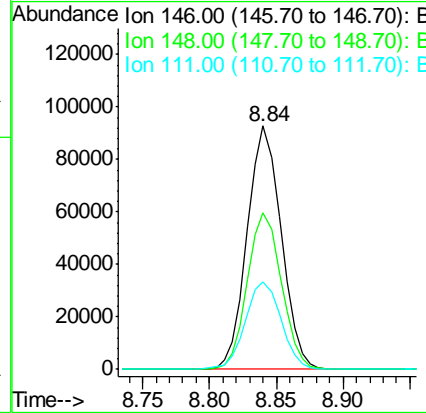
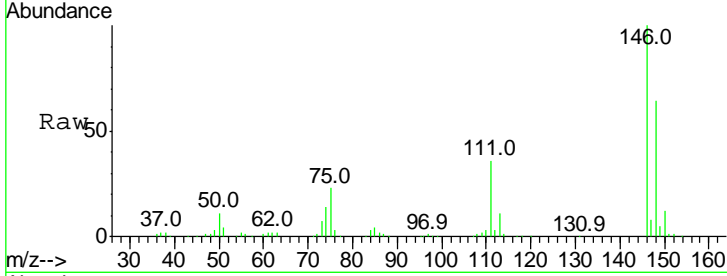




#13
 1,4-Dichlorobenzene
 Concen: 38.034 ng
 RT: 8.84 min Scan# 945
 Delta R.T. -0.03 min
 Lab File: BG031829.D
 Acq: 28 Dec 2017 17:34

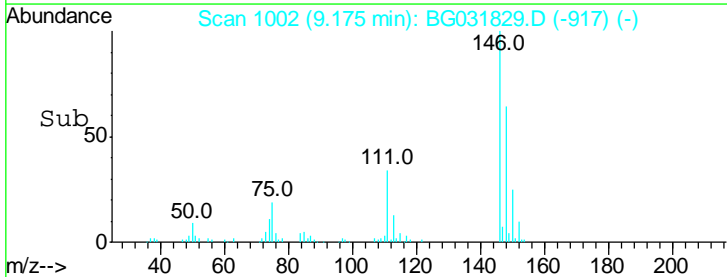
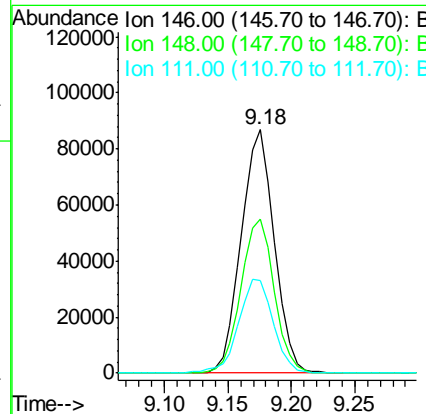
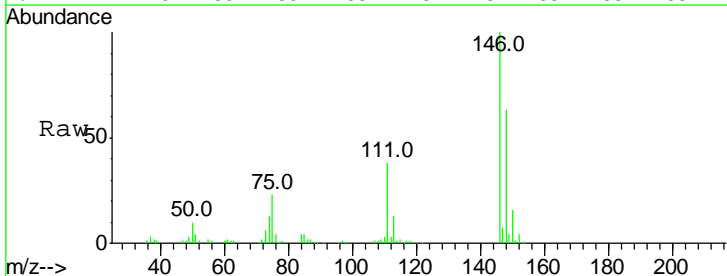
Instrument :
 BNA_G
 ClientSampled :

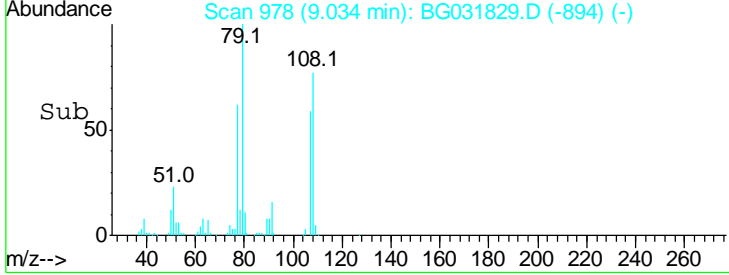
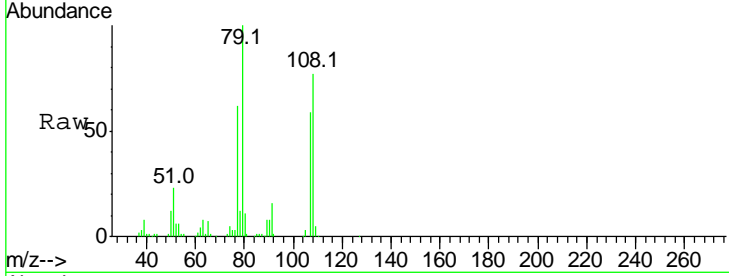
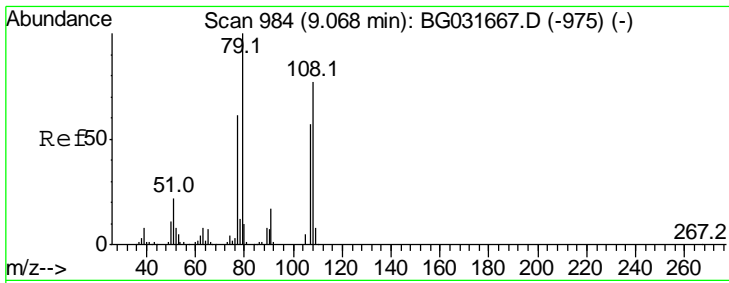
Tgt Ion	Resp	Lower	Upper
146	100		
148	64.2	53.7	80.5
111	36.1	35.2	52.8



#14
 1,2-Dichlorobenzene
 Concen: 38.626 ng
 RT: 9.18 min Scan# 1002
 Delta R.T. -0.03 min
 Lab File: BG031829.D
 Acq: 28 Dec 2017 17:34

Tgt Ion	Resp	Lower	Upper
146	100		
148	63.5	49.3	73.9
111	37.8	34.3	51.5

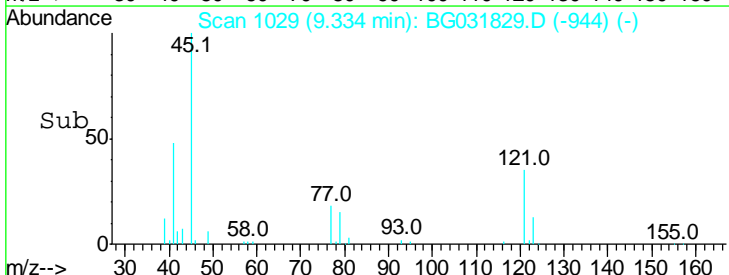
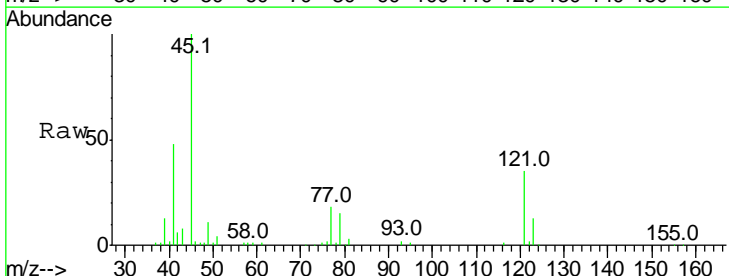
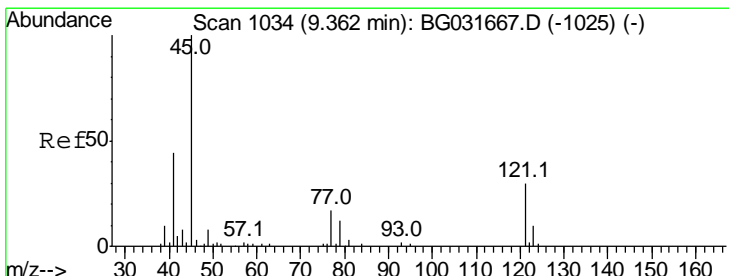
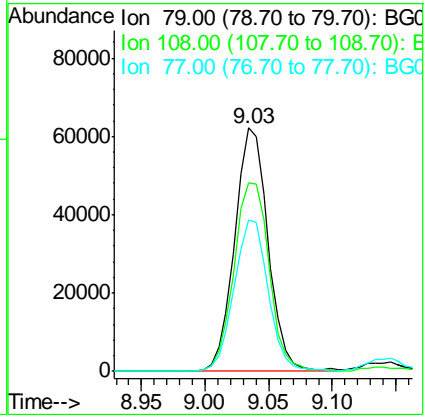




#15
 Benzyl Alcohol
 Concen: 39.974 ng
 RT: 9.03 min Scan# 978
 Delta R.T. -0.03 min
 Lab File: BG031829.D
 Acq: 28 Dec 2017 17:34

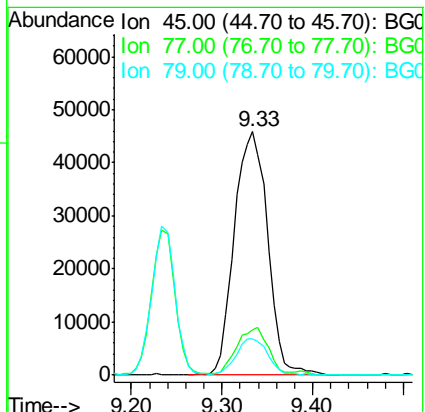
Instrument :
 BNA_G
 ClientSampled :

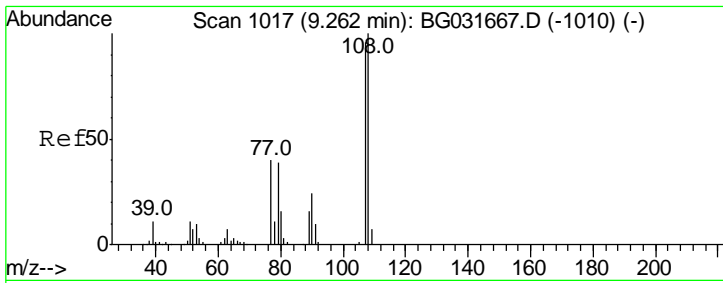
Tgt Ion	Resp	Lower	Upper
79	100		
108	77.4	57.2	85.8
77	62.4	46.1	69.1



#16
 2,2'-oxybis(1-Chloropropane)
 Concen: 45.268 ng
 RT: 9.33 min Scan# 1029
 Delta R.T. -0.03 min
 Lab File: BG031829.D
 Acq: 28 Dec 2017 17:34

Tgt Ion	Resp	Lower	Upper
45	100		
77	18.5	0.0	30.2
79	15.0	0.0	27.9

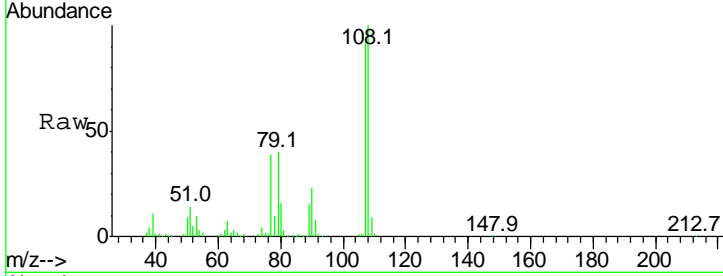




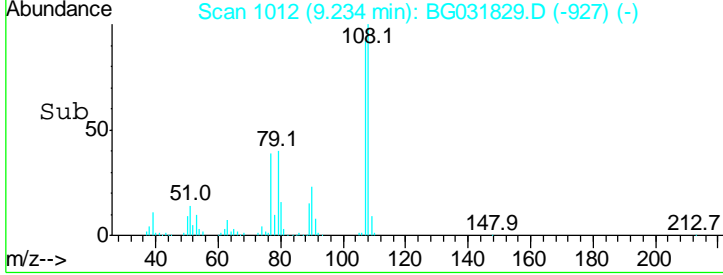
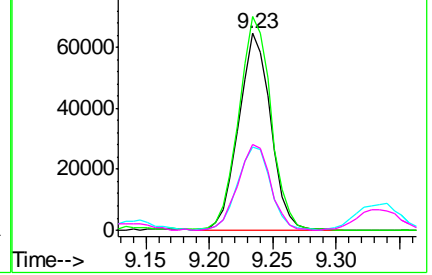
#17
 2-Methylphenol
 Concen: 41.395 ng
 RT: 9.23 min Scan# 1012
 Delta R.T. -0.03 min
 Lab File: BG031829.D
 Acq: 28 Dec 2017 17:34

Instrument :
 BNA_G
 ClientSampled :

Tgt Ion	Resp	Lower	Upper
107	100		
108	108.7	83.9	125.9
77	42.3	37.2	55.8
79	43.7	36.2	54.2

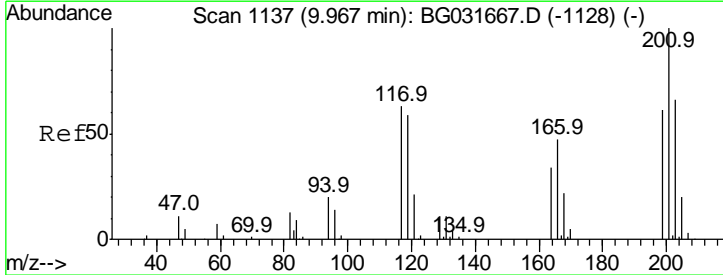


Abundance Ion 107.00 (106.70 to 107.70): E
 Ion 108.00 (107.70 to 108.70): E
 Ion 77.00 (76.70 to 77.70): BG
 Ion 79.00 (78.70 to 79.70): BG

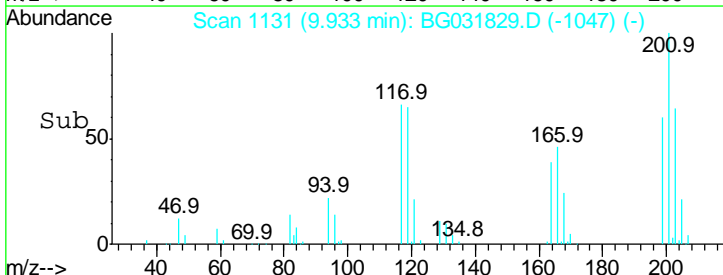
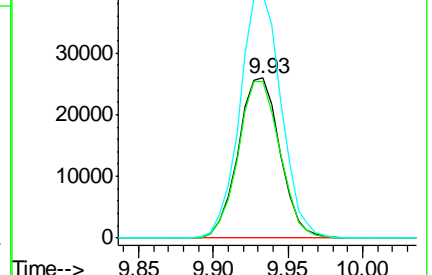


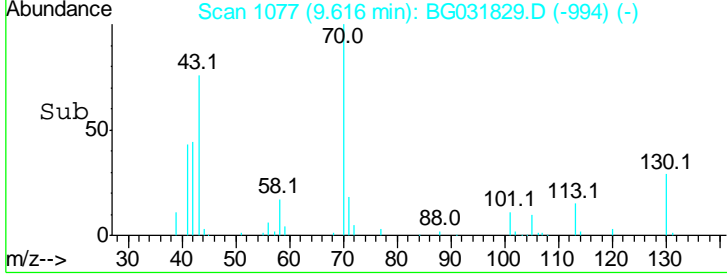
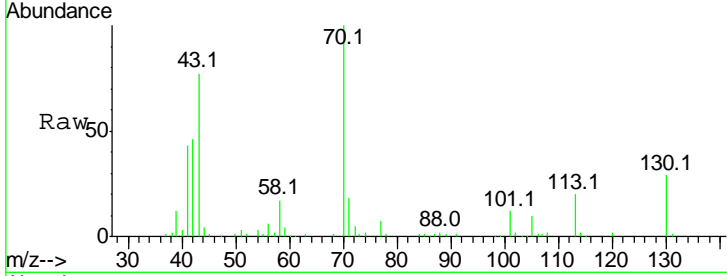
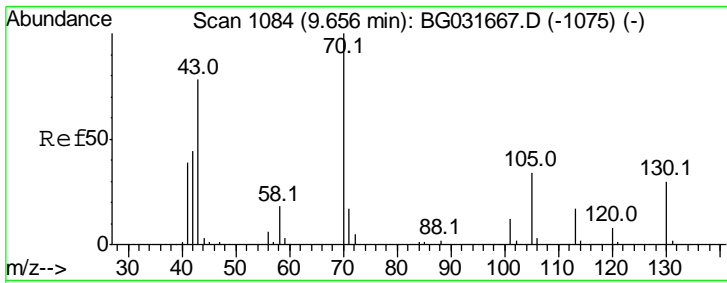
#18
 Hexachloroethane
 Concen: 38.823 ng
 RT: 9.93 min Scan# 1131
 Delta R.T. -0.03 min
 Lab File: BG031829.D
 Acq: 28 Dec 2017 17:34

Tgt Ion	Resp	Lower	Upper
117	100		
119	98.0	76.7	115.1
201	151.8	95.7	143.5#



Abundance Ion 117.00 (116.70 to 117.70): E
 Ion 119.00 (118.70 to 119.70): E
 Ion 201.00 (200.70 to 201.70): E

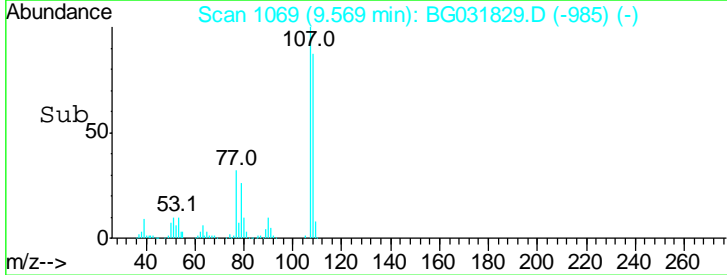
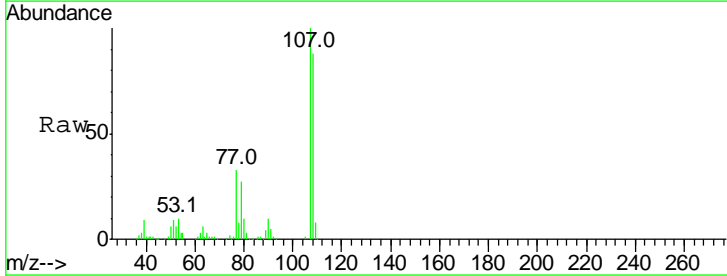
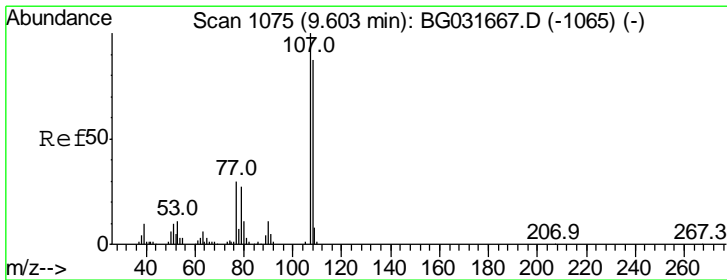
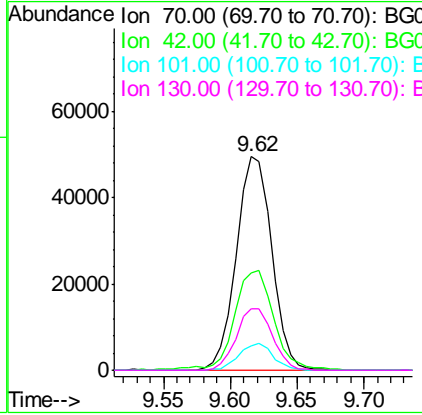




#19
 n-Nitroso-di-n-propylamine
 Concen: 35.243 ng
 RT: 9.62 min Scan# 1077
 Delta R.T. -0.04 min
 Lab File: BG031829.D
 Acq: 28 Dec 2017 17:34

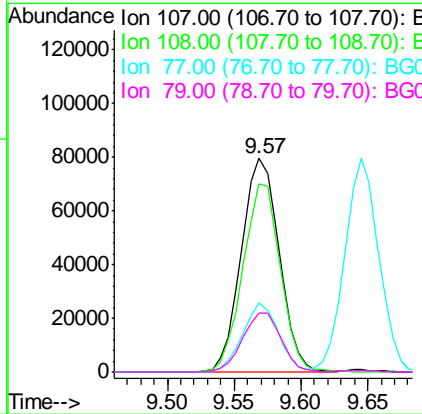
Instrument :
 BNA_G
 ClientSampled :

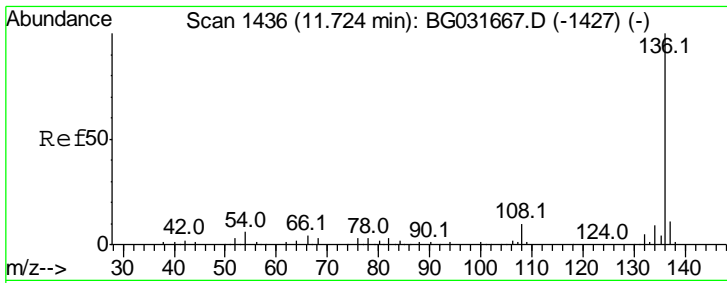
Tgt Ion	Resp	Lower	Upper
70	100		
42	45.7	49.1	73.7#
101	11.5	8.5	12.7
130	28.5	13.4	20.0#



#20
 3+4-Methylphenols
 Concen: 40.209 ng
 RT: 9.57 min Scan# 1069
 Delta R.T. -0.03 min
 Lab File: BG031829.D
 Acq: 28 Dec 2017 17:34

Tgt Ion	Resp	Lower	Upper
107	100		
108	88.4	61.6	101.6
77	32.5	13.9	53.9
79	27.4	8.8	48.8

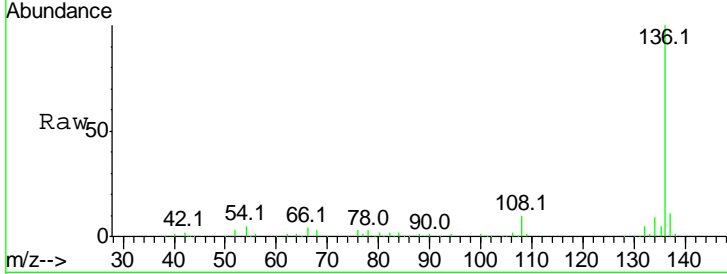




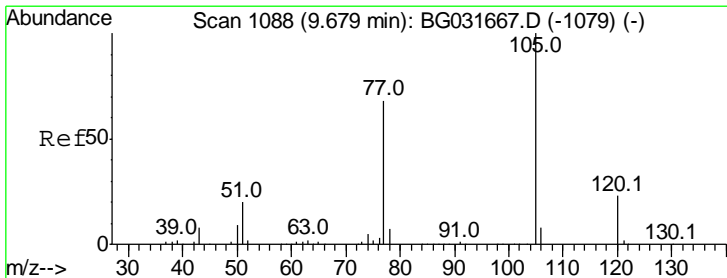
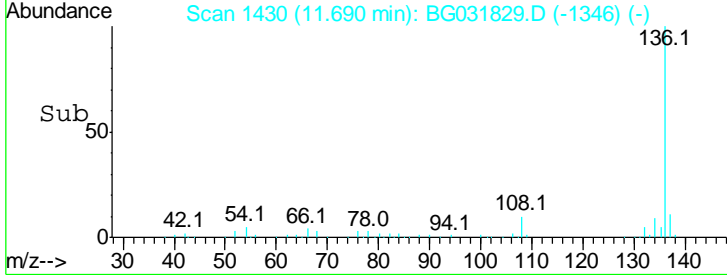
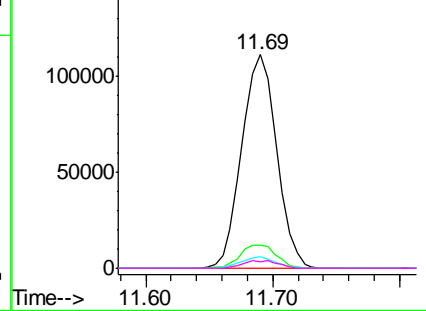
#21
 Naphthalene-d8
 Concen: 20.000 ng
 RT: 11.69 min Scan# 1430
 Delta R.T. -0.03 min
 Lab File: BG031829.D
 Acq: 28 Dec 2017 17:34

Instrument :
 BNA_G
 ClientSampled :

Tgt Ion	Resp	Lower	Upper
136	100		
137	10.8	9.2	13.8
54	5.3	10.3	15.5#
68	3.1	4.5	6.7#

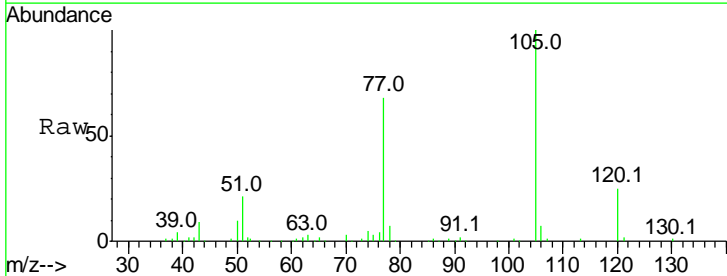


Abundance Ion 136.00 (135.70 to 136.70): E
 Ion 137.00 (136.70 to 137.70): E
 Ion 54.00 (53.70 to 54.70): BGC
 Ion 68.00 (67.70 to 68.70): BGC

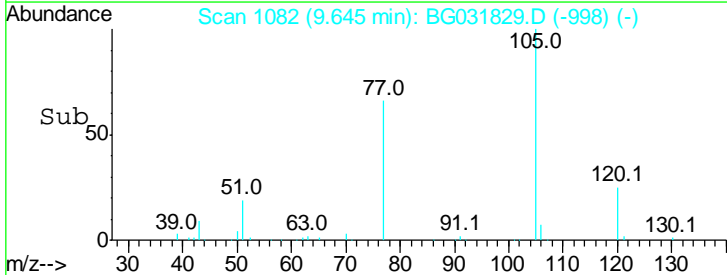
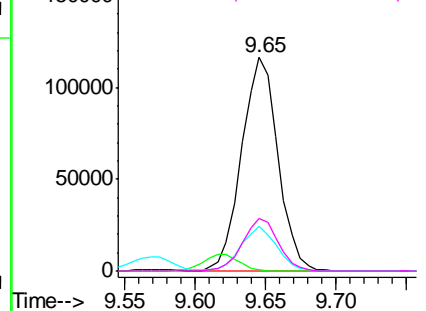


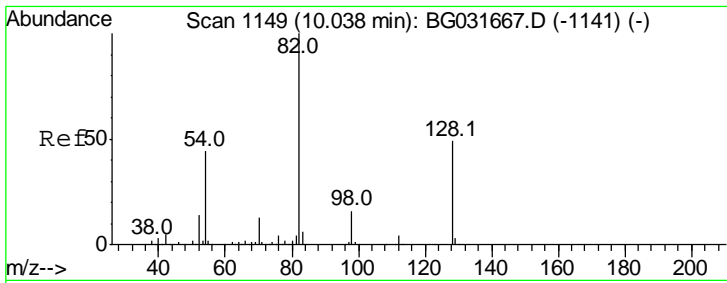
#22
 Acetophenone
 Concen: 42.466 ng
 RT: 9.65 min Scan# 1082
 Delta R.T. -0.03 min
 Lab File: BG031829.D
 Acq: 28 Dec 2017 17:34

Tgt Ion	Resp	Lower	Upper
105	100		
71	0.3	3.0	4.4#
51	20.7	26.1	39.1#
120	24.8	17.4	26.2



Abundance Ion 105.00 (104.70 to 105.70): E
 Ion 71.00 (70.70 to 71.70): BGC
 Ion 51.00 (50.70 to 51.70): BGC
 Ion 120.00 (119.70 to 120.70): E

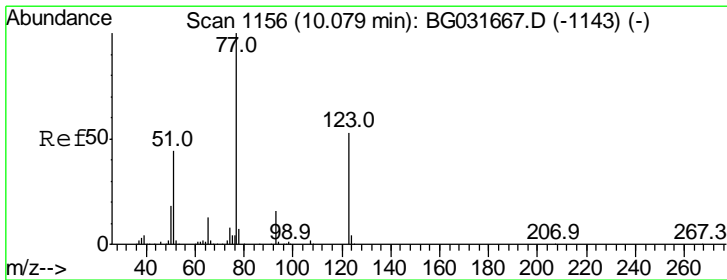
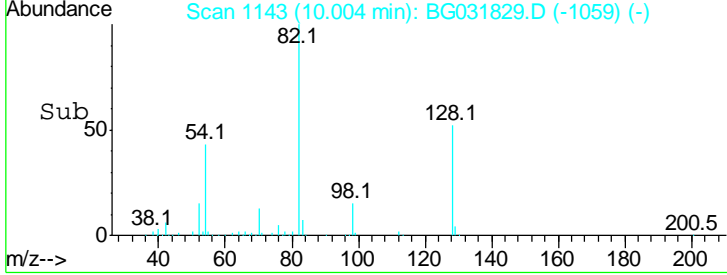
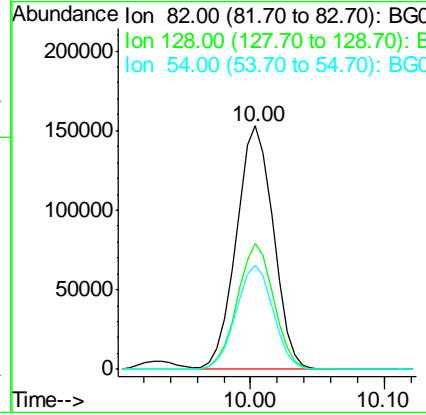
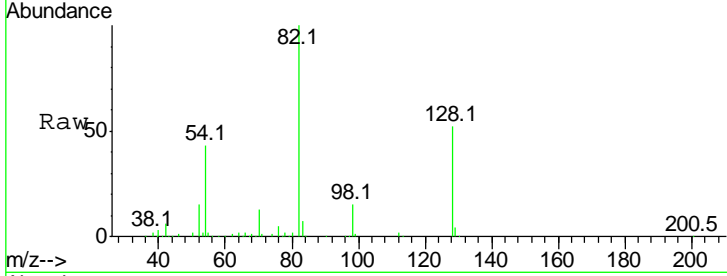




#23
 Nitrobenzene-d5
 Concen: 104.583 ng
 RT: 10.00 min Scan# 1143
 Delta R.T. -0.03 min
 Lab File: BG031829.D
 Acq: 28 Dec 2017 17:34

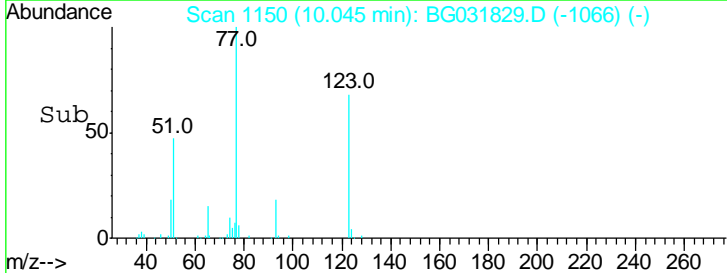
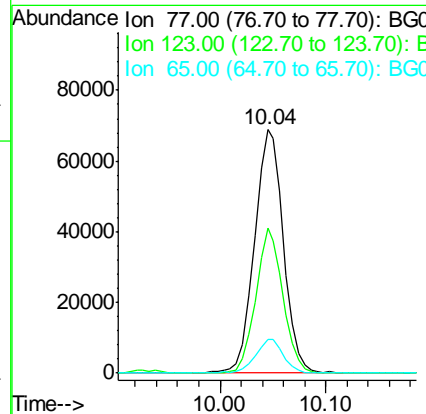
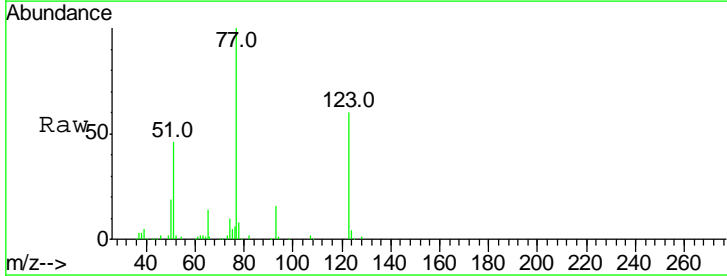
Instrument :
 BNA_G
 ClientSampled :

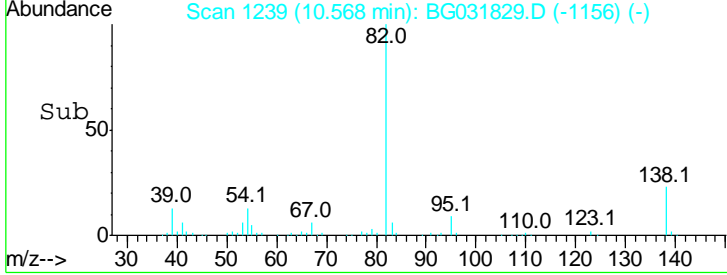
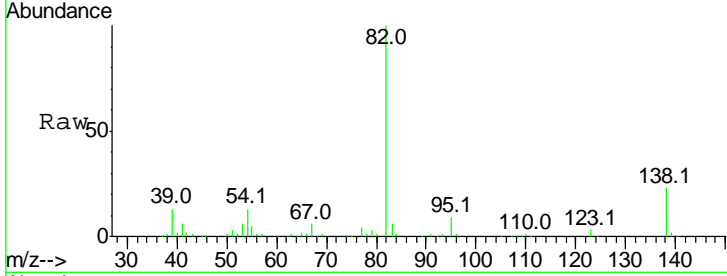
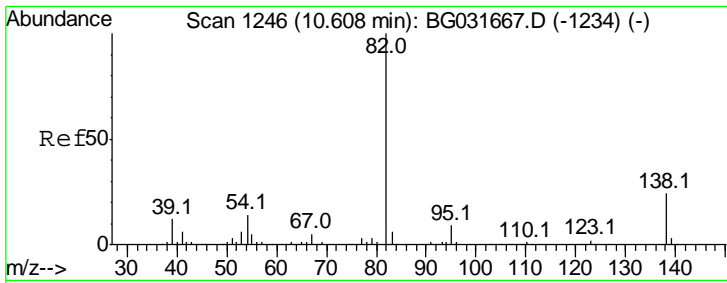
Tgt Ion	Resp	Lower	Upper
82	100		
128	51.7	29.7	44.5#
54	42.6	43.1	64.7#



#24
 Nitrobenzene
 Concen: 45.015 ng
 RT: 10.04 min Scan# 1150
 Delta R.T. -0.03 min
 Lab File: BG031829.D
 Acq: 28 Dec 2017 17:34

Tgt Ion	Resp	Lower	Upper
77	100		
123	59.5	33.0	49.6#
65	13.9	13.0	19.6

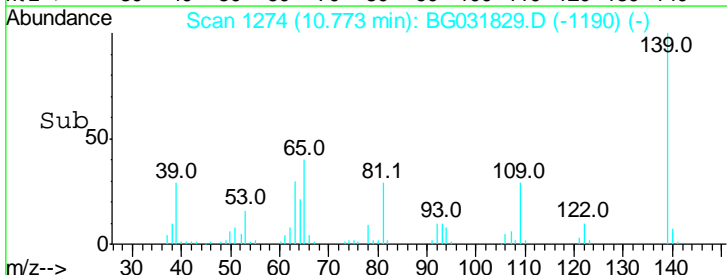
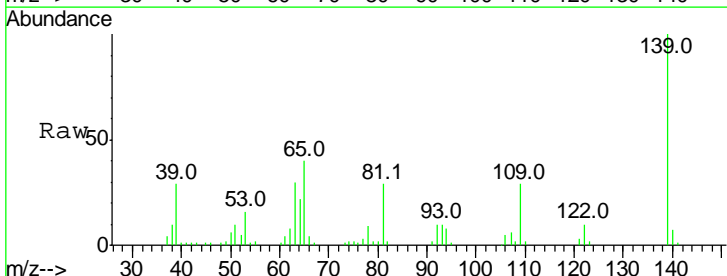
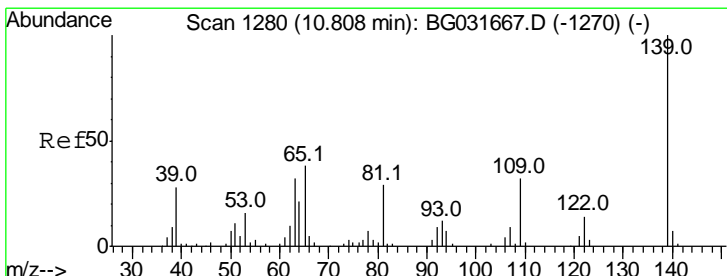
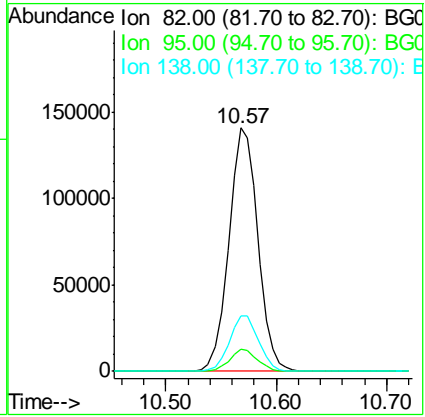




#25
 Isophorone
 Concen: 42.762 ng
 RT: 10.57 min Scan# 1239
 Delta R.T. -0.04 min
 Lab File: BG031829.D
 Acq: 28 Dec 2017 17:34

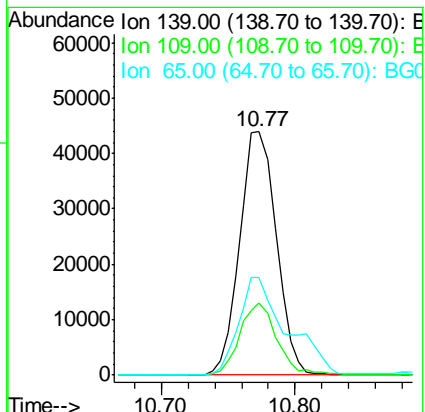
Instrument :
 BNA_G
 ClientSampled :

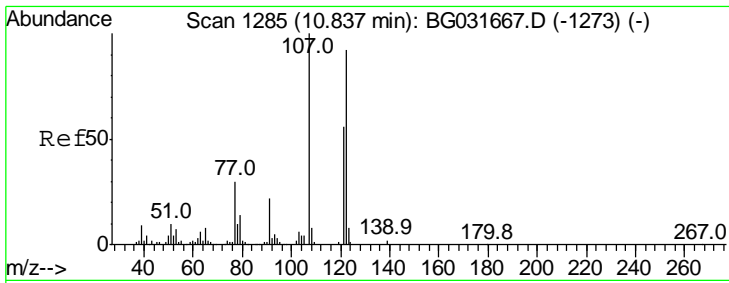
Tgt Ion	Resp	Lower	Upper
82	100		
95	8.9	6.2	9.2
138	22.9	12.1	18.1#



#26
 2-Nitrophenol
 Concen: 54.996 ng
 RT: 10.77 min Scan# 1274
 Delta R.T. -0.03 min
 Lab File: BG031829.D
 Acq: 28 Dec 2017 17:34

Tgt Ion	Resp	Lower	Upper
139	100		
109	29.5	24.2	36.2
65	40.1	47.4	71.0#

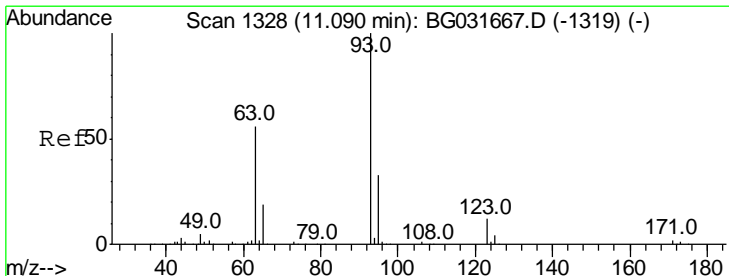
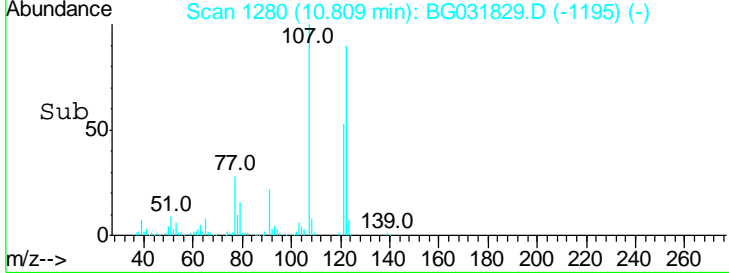
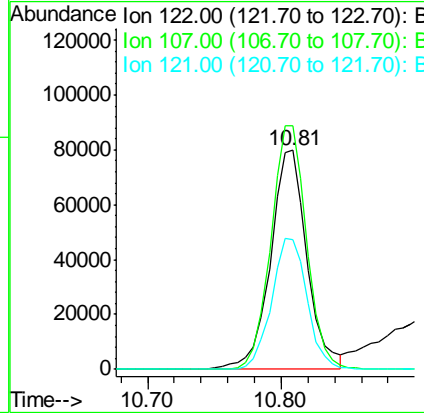
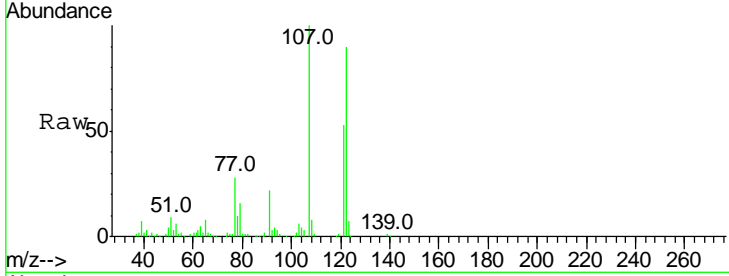




#27
 2,4-Dimethylphenol
 Concen: 47.527 ng
 RT: 10.81 min Scan# 1280
 Delta R.T. -0.03 min
 Lab File: BG031829.D
 Acq: 28 Dec 2017 17:34

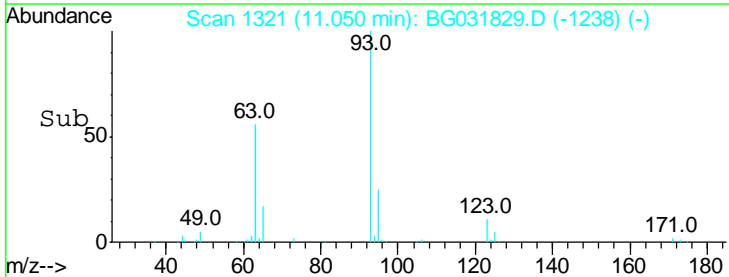
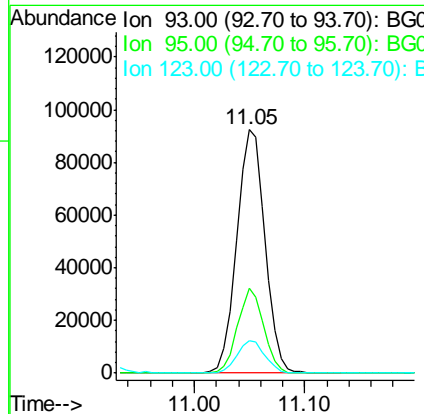
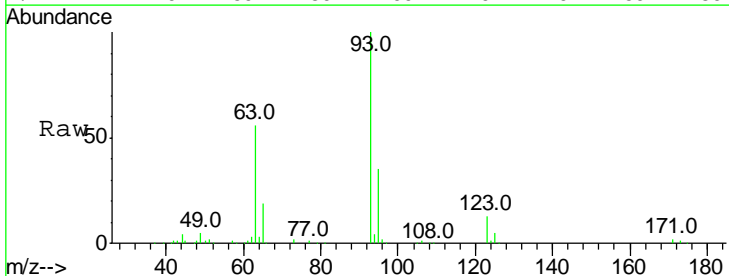
Instrument :
 BNA_G
 ClientSampled :

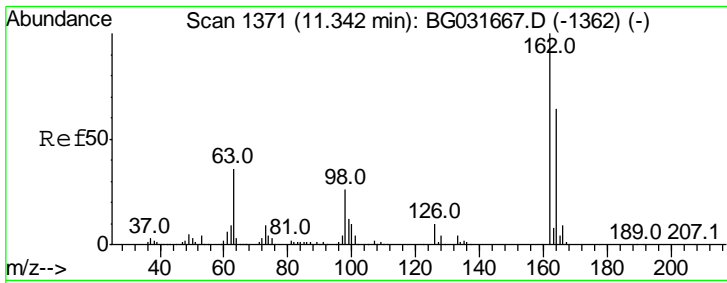
Tgt Ion	Resp	Lower	Upper
122	152107		
107	110.9	100.2	150.2
121	58.9	44.4	66.6



#28
 bis(2-Chloroethoxy)methane
 Concen: 40.710 ng
 RT: 11.05 min Scan# 1321
 Delta R.T. -0.04 min
 Lab File: BG031829.D
 Acq: 28 Dec 2017 17:34

Tgt Ion	Resp	Lower	Upper
93	165506		
95	34.9	24.3	36.5
123	13.4	8.4	12.6#

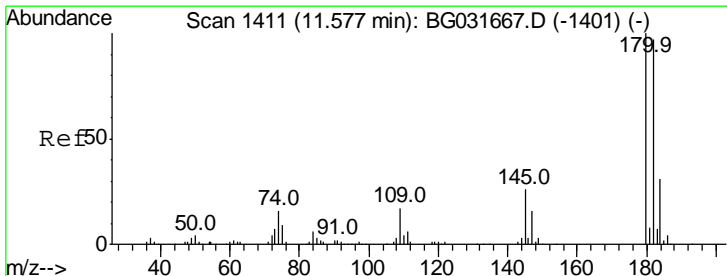
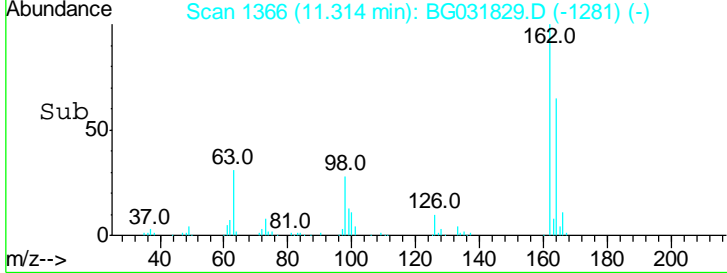
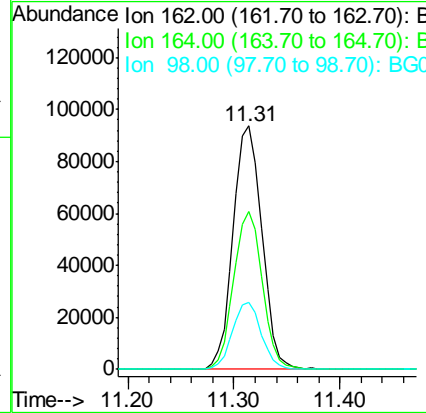
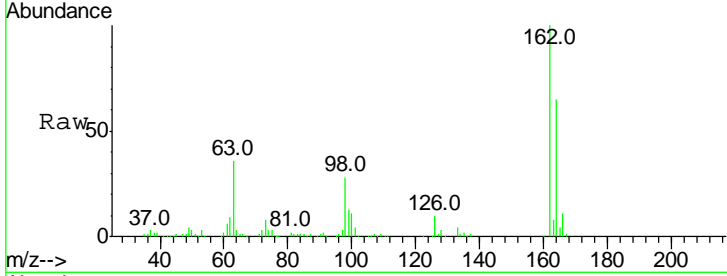




#29
 2,4-Dichlorophenol
 Concen: 47.075 ng
 RT: 11.31 min Scan# 1366
 Delta R.T. -0.03 min
 Lab File: BG031829.D
 Acq: 28 Dec 2017 17:34

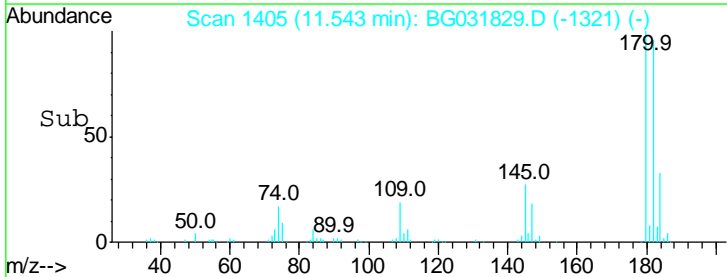
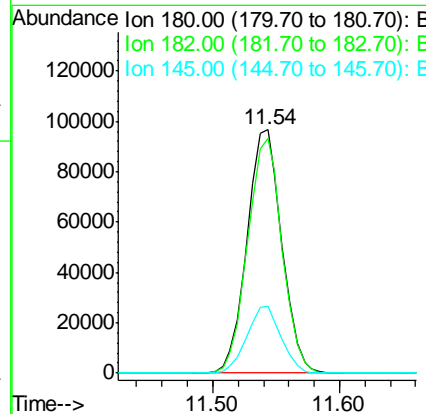
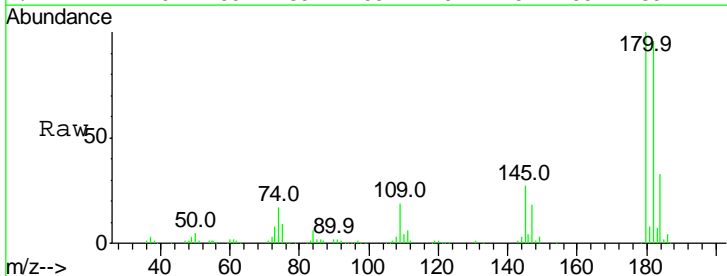
Instrument :
 BNA_G
 ClientSampled :

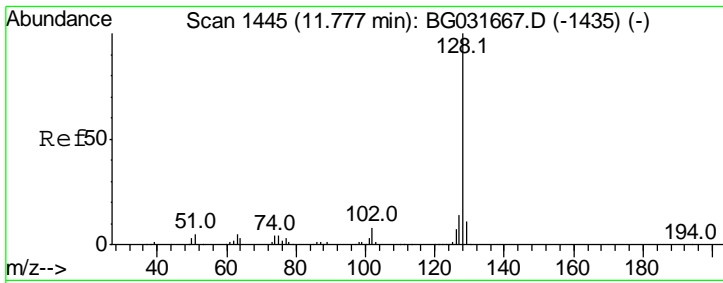
Tgt Ion	Resp	Lower	Upper
162	100		
164	65.0	48.0	88.0
98	27.7	21.1	61.1



#30
 1,2,4-Trichlorobenzene
 Concen: 40.100 ng
 RT: 11.54 min Scan# 1405
 Delta R.T. -0.03 min
 Lab File: BG031829.D
 Acq: 28 Dec 2017 17:34

Tgt Ion	Resp	Lower	Upper
180	100		
182	96.2	77.5	116.3
145	27.5	23.4	35.2

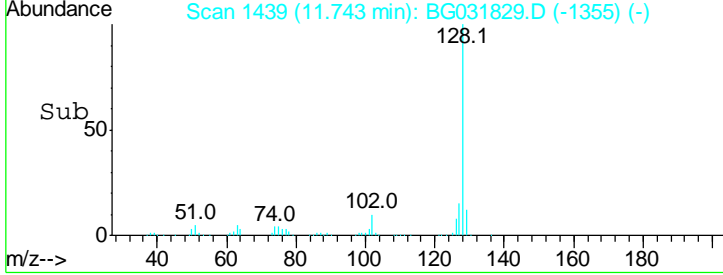
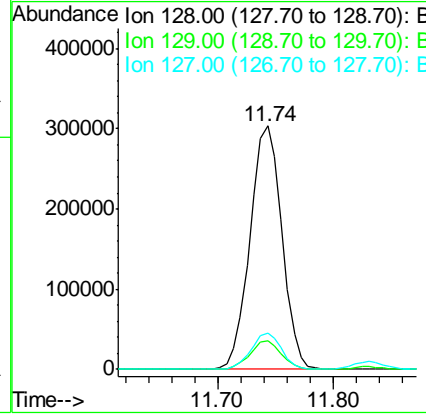
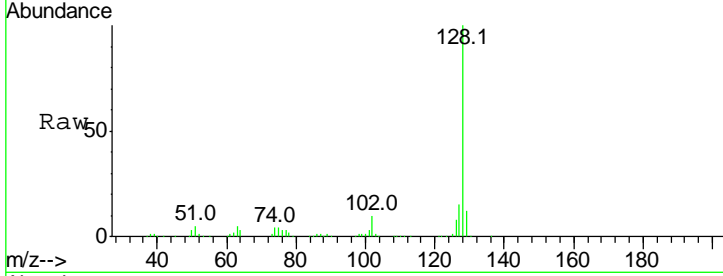




#31
 Naphthalene
 Concen: 54.565 ng
 RT: 11.74 min Scan# 1439
 Delta R.T. -0.03 min
 Lab File: BG031829.D
 Acq: 28 Dec 2017 17:34

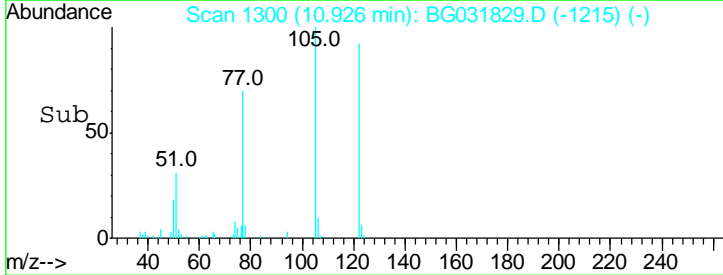
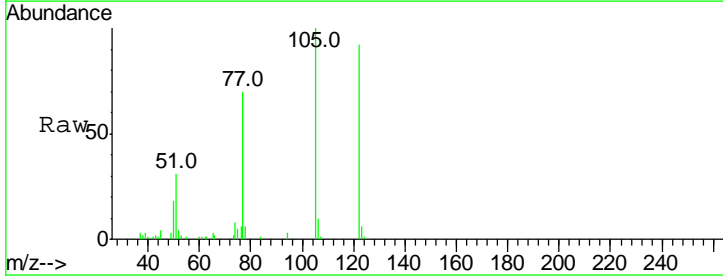
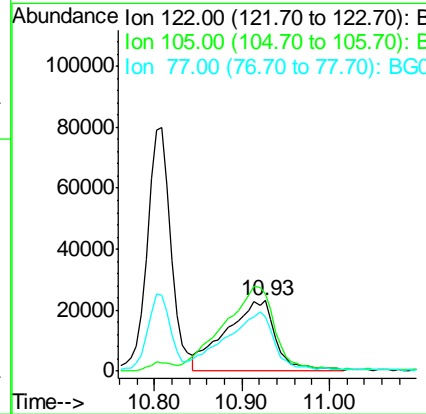
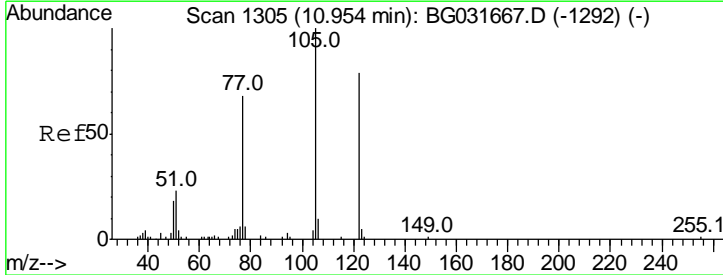
Instrument :
 BNA_G
 ClientSampled :

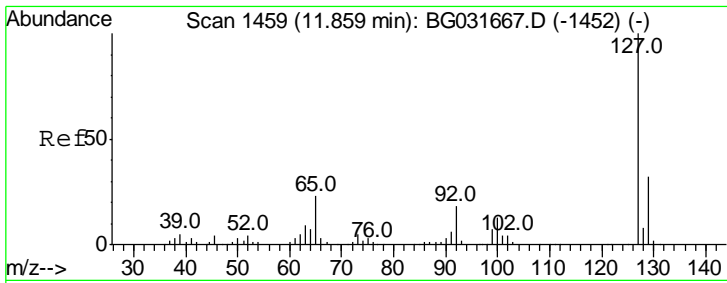
Tgt Ion	Resp	Lower	Upper
128	100		
129	11.6	8.6	12.8
127	15.1	11.6	17.4



#32
 Benzoic acid
 Concen: 41.619 ng
 RT: 10.93 min Scan# 1300
 Delta R.T. -0.03 min
 Lab File: BG031829.D
 Acq: 28 Dec 2017 17:34

Tgt Ion	Resp	Lower	Upper
122	100		
105	108.6	123.5	163.5#
77	76.5	85.7	125.7#

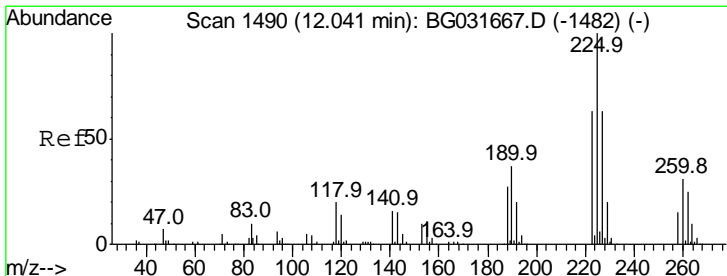
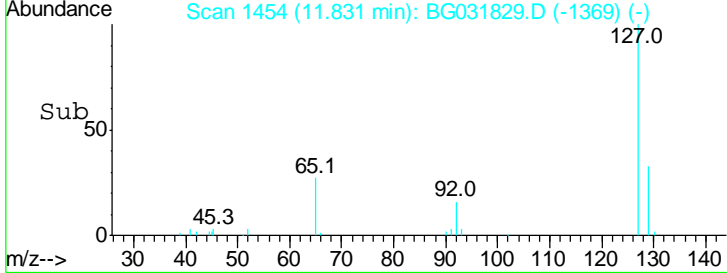
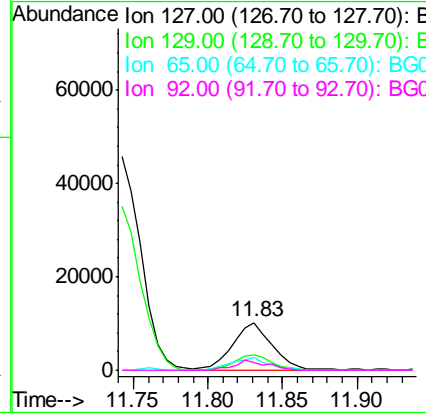
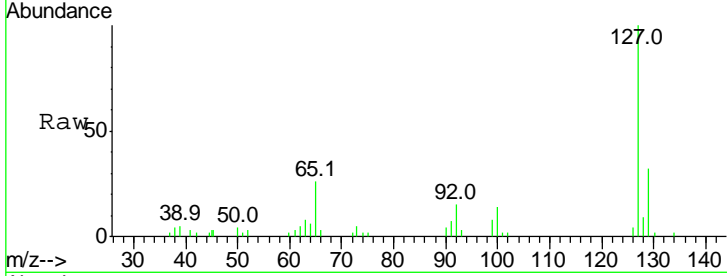




#33
 4-Chloroaniline
 Concen: 3.996 ng
 RT: 11.83 min Scan# 1454
 Delta R.T. -0.03 min
 Lab File: BG031829.D
 Acq: 28 Dec 2017 17:34

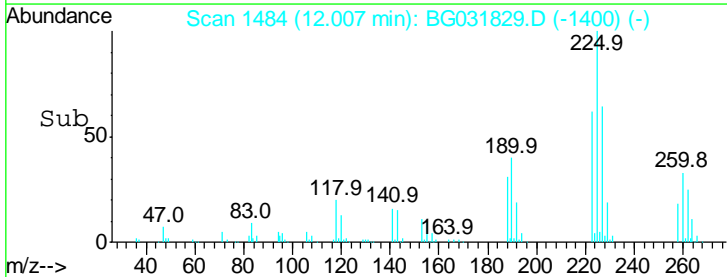
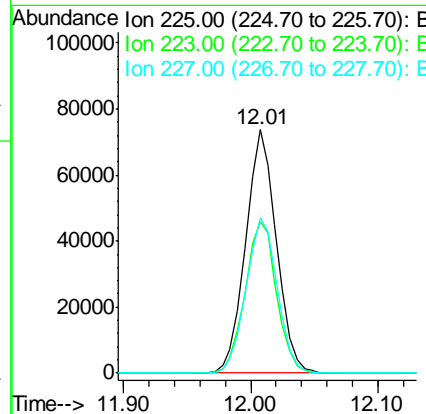
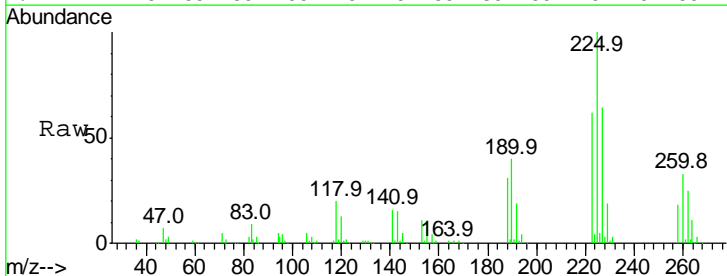
Instrument :
 BNA_G
 ClientSampled :

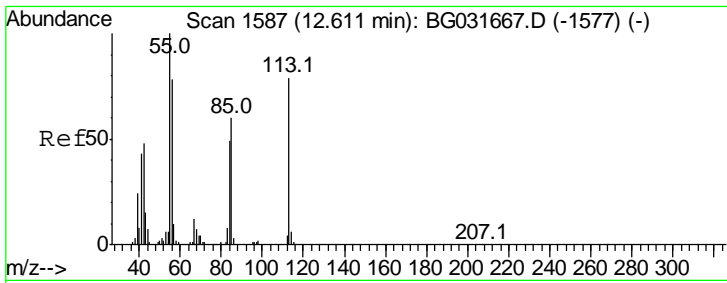
Tgt Ion	Resp	Lower	Upper
127	19084		
129	31.7	24.0	36.0
65	26.2	27.0	40.4#
92	15.3	16.6	25.0#



#34
 Hexachlorobutadiene
 Concen: 39.290 ng
 RT: 12.01 min Scan# 1484
 Delta R.T. -0.03 min
 Lab File: BG031829.D
 Acq: 28 Dec 2017 17:34

Tgt Ion	Resp	Lower	Upper
225	123741		
223	62.3	49.7	74.5
227	63.7	48.1	72.1

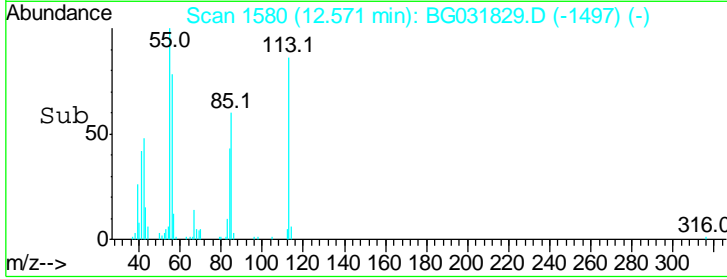
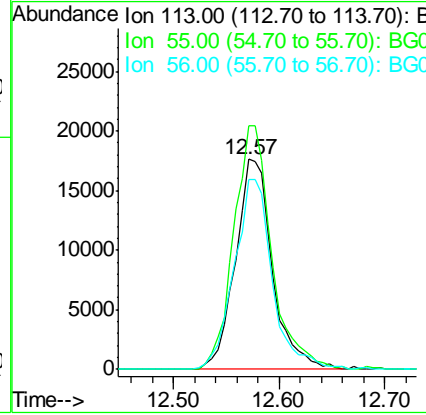
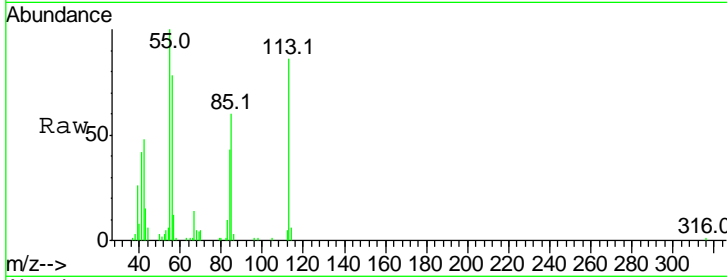




#35
 Caprolactam
 Concen: 37.457 ng
 RT: 12.57 min Scan# 1580
 Delta R.T. -0.04 min
 Lab File: BG031829.D
 Acq: 28 Dec 2017 17:34

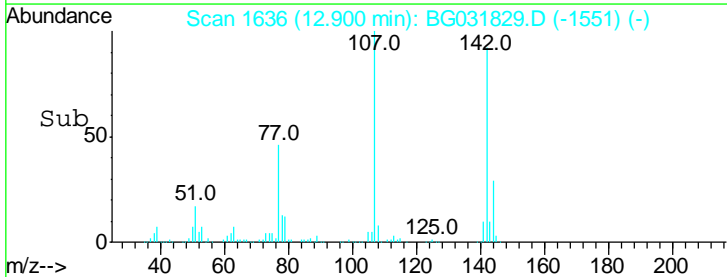
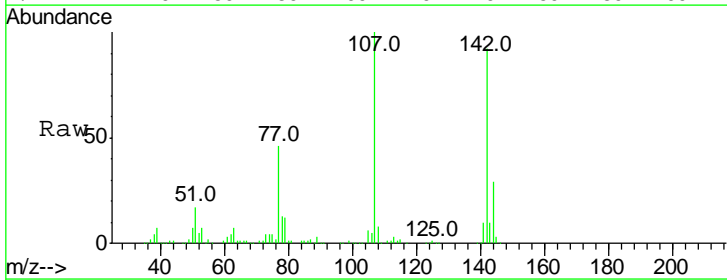
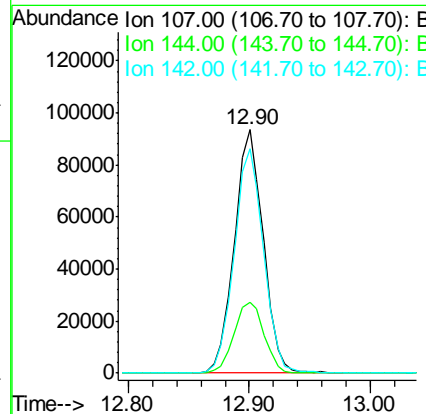
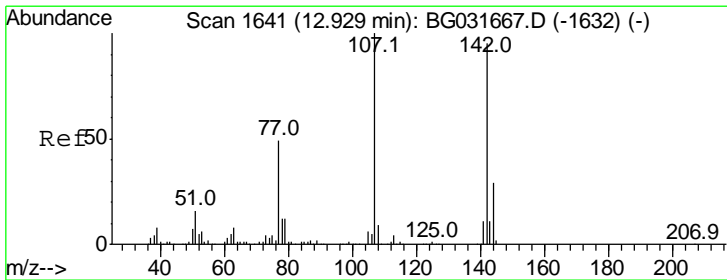
Instrument :
 BNA_G
 ClientSampled :

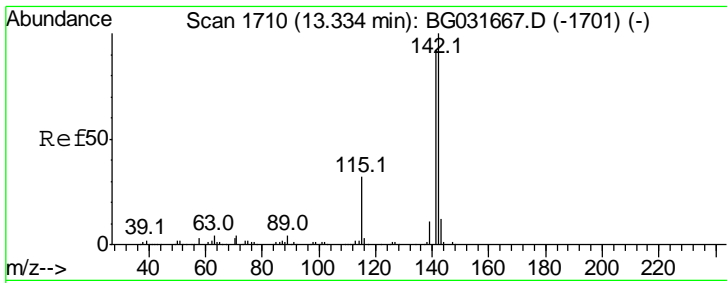
Tgt Ion	Resp	Lower	Upper
113	100		
55	115.8	186.9	226.9#
56	90.3	130.9	170.9#



#36
 4-Chloro-3-methylphenol
 Concen: 44.940 ng
 RT: 12.90 min Scan# 1636
 Delta R.T. -0.03 min
 Lab File: BG031829.D
 Acq: 28 Dec 2017 17:34

Tgt Ion	Resp	Lower	Upper
107	100		
144	28.9	18.2	27.4#
142	92.1	59.0	88.4#

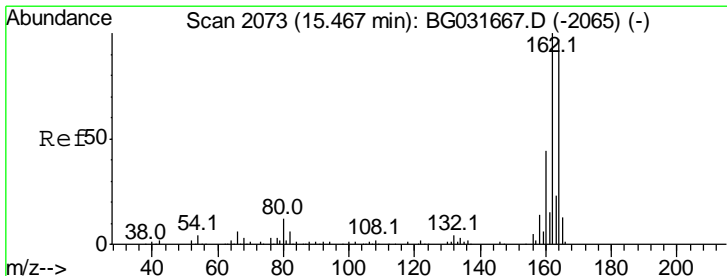
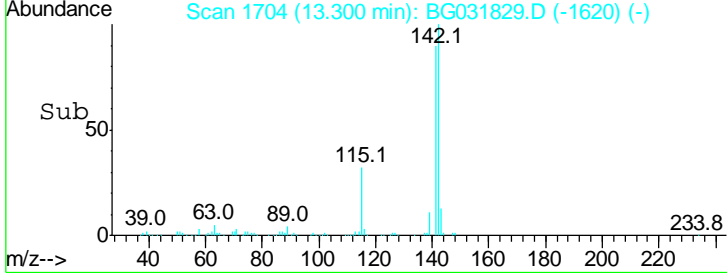
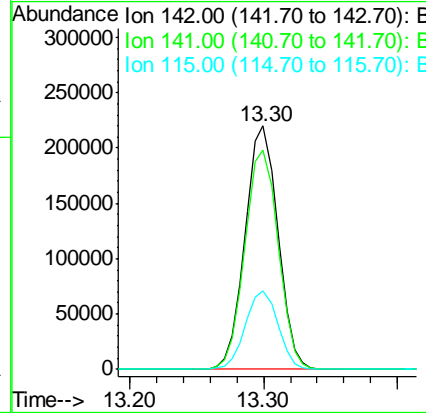
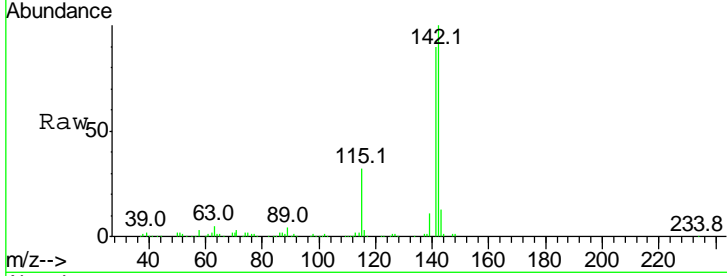




#37
 2-Methylnaphthalene
 Concen: 42.959 ng
 RT: 13.30 min Scan# 1704
 Delta R.T. -0.03 min
 Lab File: BG031829.D
 Acq: 28 Dec 2017 17:34

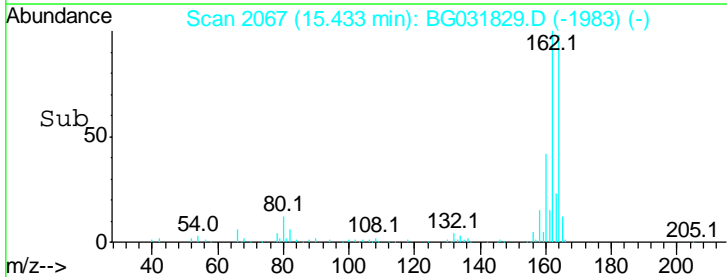
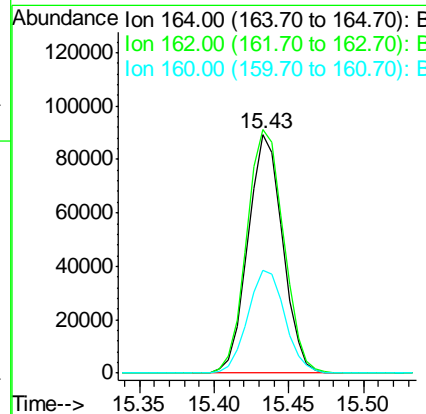
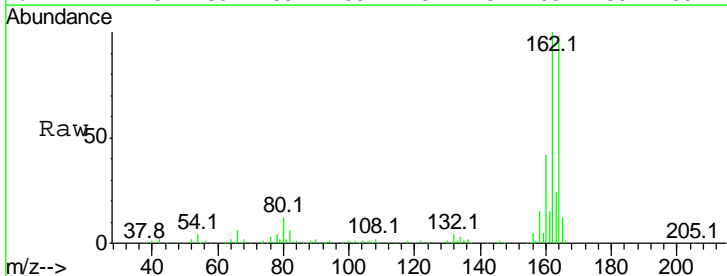
Instrument :
 BNA_G
 ClientSampled :

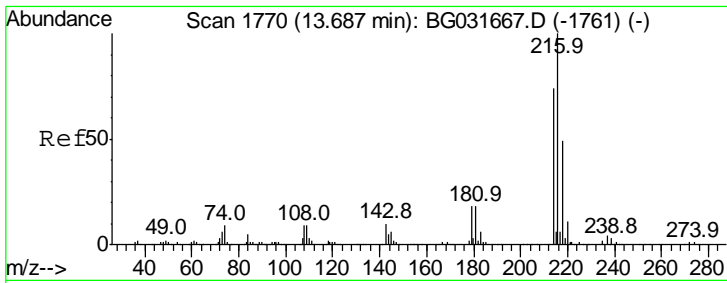
Tgt Ion	Resp	Lower	Upper
142	100		
141	89.9	67.1	100.7
115	32.0	30.7	46.1



#38
 Acenaphthene-d10
 Concen: 20.000 ng
 RT: 15.43 min Scan# 2067
 Delta R.T. -0.03 min
 Lab File: BG031829.D
 Acq: 28 Dec 2017 17:34

Tgt Ion	Resp	Lower	Upper
164	100		
162	102.1	78.8	118.2
160	43.0	35.4	53.0

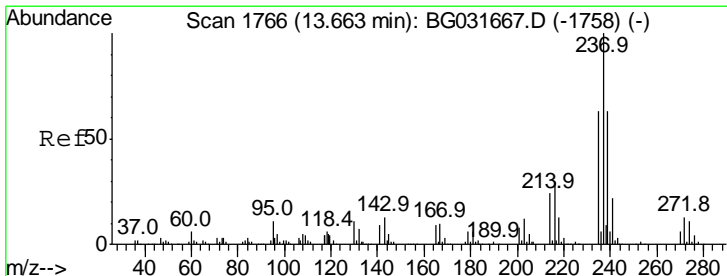
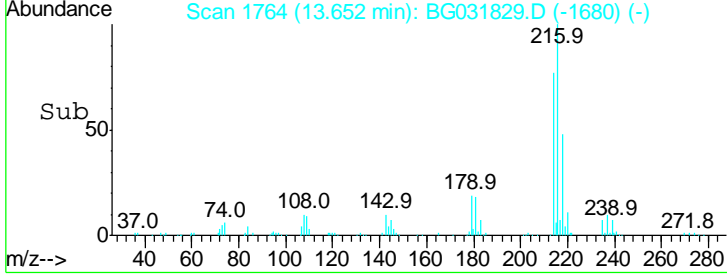
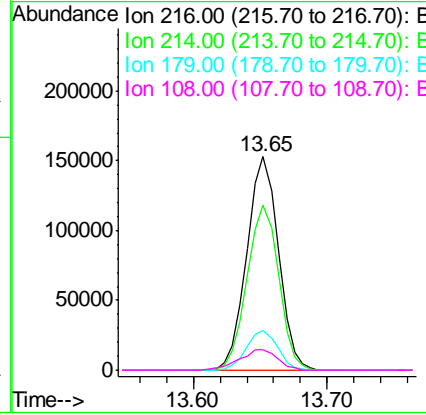
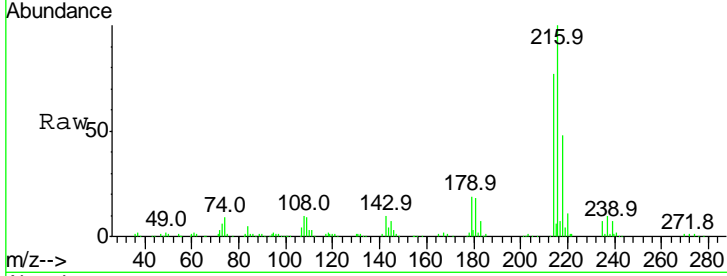




#39
 1,2,4,5-Tetrachlorobenzene
 Concen: 41.482 ng
 RT: 13.65 min Scan# 1764
 Delta R.T. -0.03 min
 Lab File: BG031829.D
 Acq: 28 Dec 2017 17:34

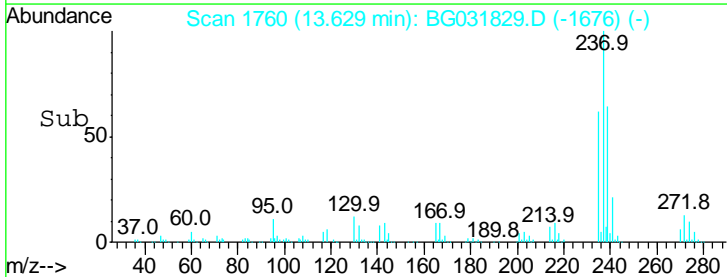
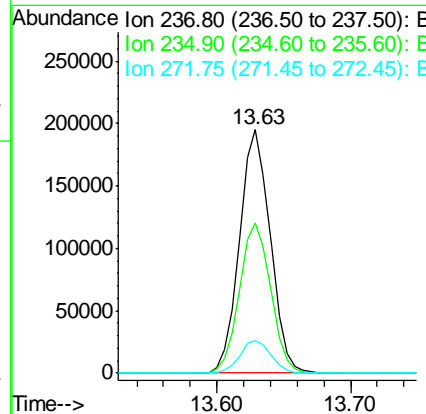
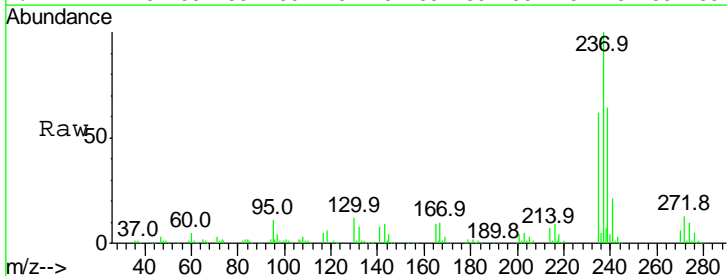
Instrument :
 BNA_G
 ClientSampled :

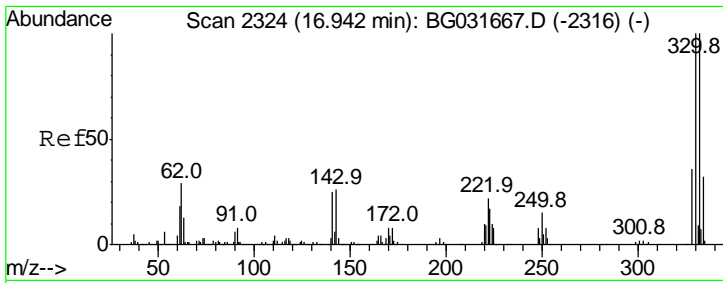
Tgt Ion	Resp	Lower	Upper
216	100		
214	77.5	63.0	94.4
179	18.7	17.0	25.6
108	12.0	12.8	19.2



#40
 Hexachlorocyclopentadiene
 Concen: 97.627 ng
 RT: 13.63 min Scan# 1760
 Delta R.T. -0.03 min
 Lab File: BG031829.D
 Acq: 28 Dec 2017 17:34

Tgt Ion	Resp	Lower	Upper
237	100		
235	61.5	50.4	90.4
272	13.4	0.0	31.8

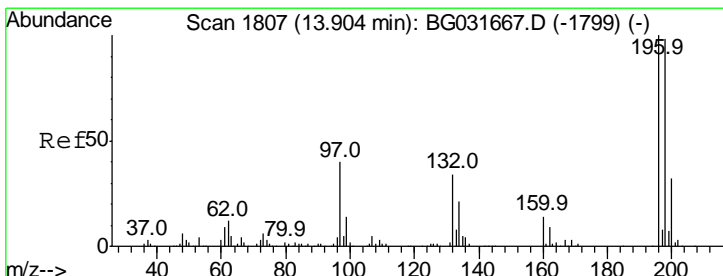
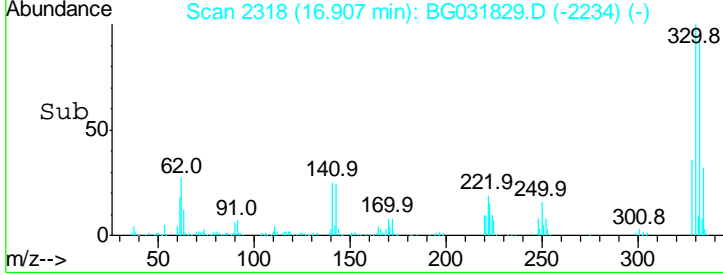
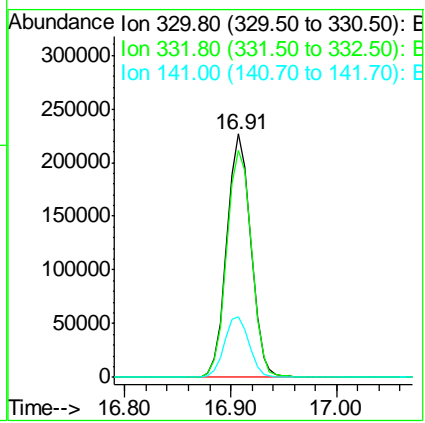
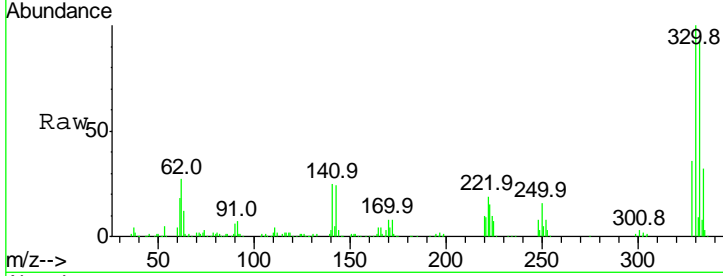




#41
 2,4,6-Tribromophenol
 Concen: 162.853 ng
 RT: 16.91 min Scan# 2318
 Delta R.T. -0.03 min
 Lab File: BG031829.D
 Acq: 28 Dec 2017 17:34

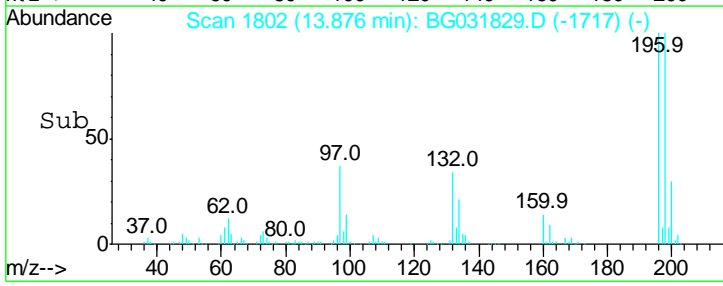
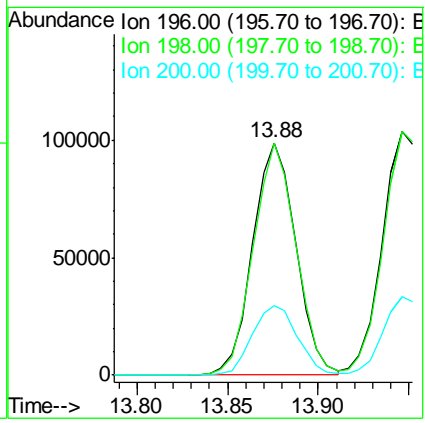
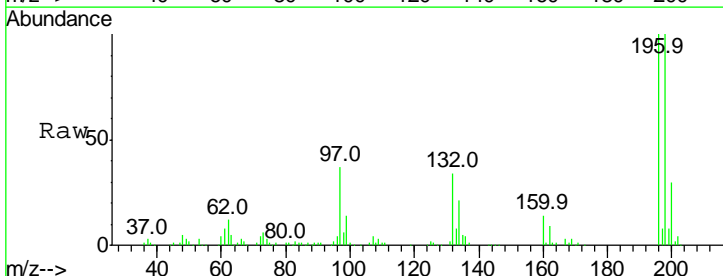
Instrument :
 BNA_G
 ClientSampled :

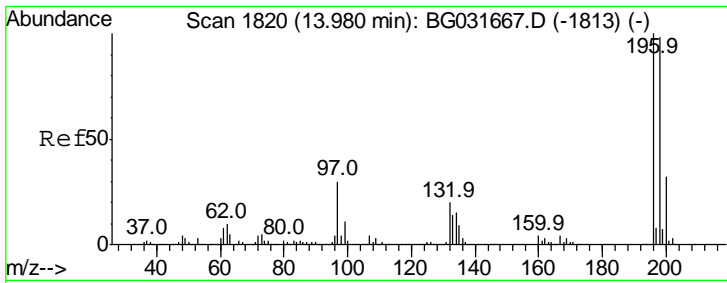
Tgt Ion	Resp	Lower	Upper
330	100		
332	96.1	77.0	115.6
141	25.6	25.2	37.8



#42
 2,4,6-Trichlorophenol
 Concen: 47.012 ng
 RT: 13.88 min Scan# 1802
 Delta R.T. -0.03 min
 Lab File: BG031829.D
 Acq: 28 Dec 2017 17:34

Tgt Ion	Resp	Lower	Upper
196	100		
198	99.9	78.2	117.2
200	30.1	24.6	36.8

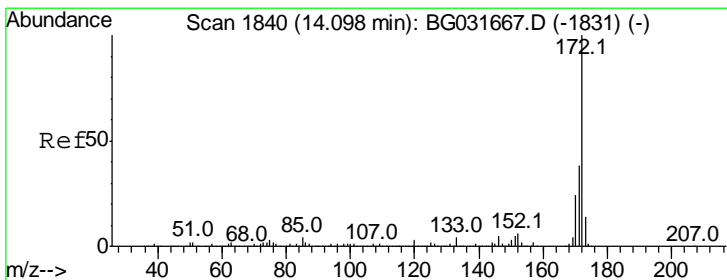
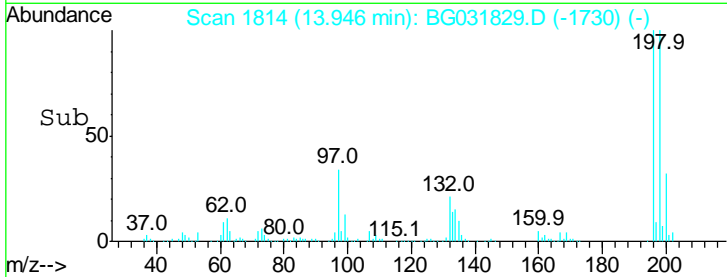
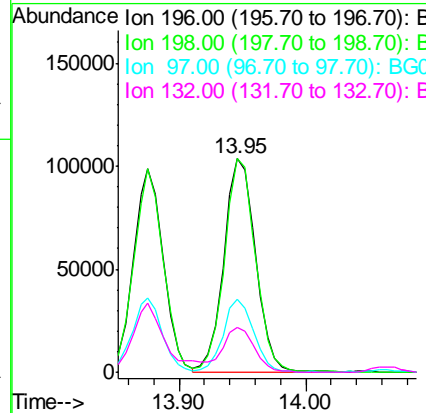
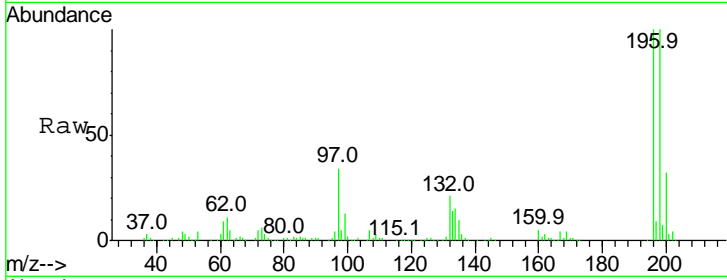




#43
 2,4,5-Trichlorophenol
 Concen: 46.356 ng
 RT: 13.95 min Scan# 1814
 Delta R.T. -0.03 min
 Lab File: BG031829.D
 Acq: 28 Dec 2017 17:34

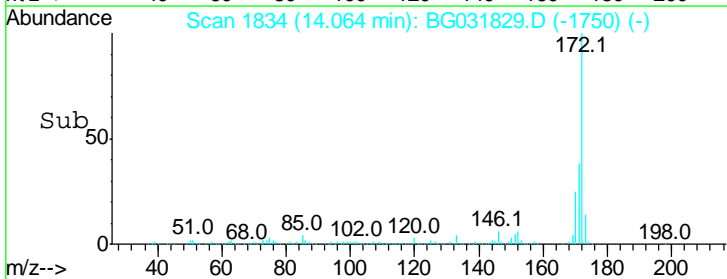
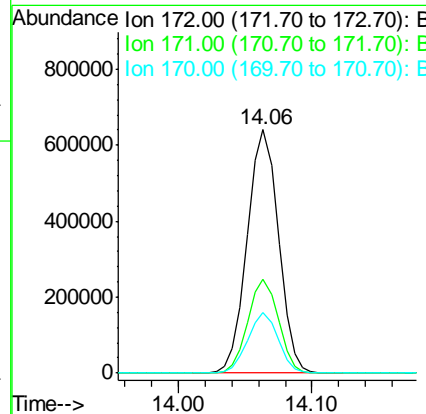
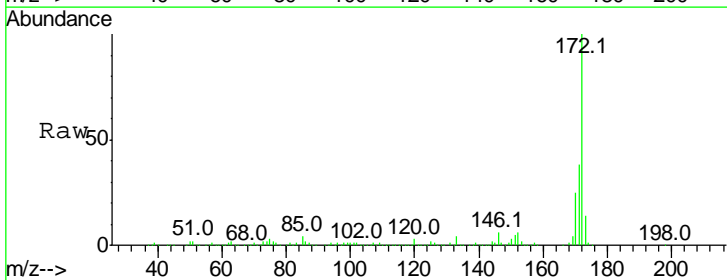
Instrument :
 BNA_G
 ClientSampled :

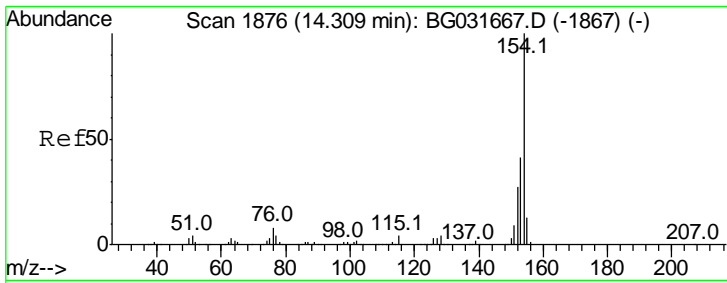
Tgt Ion	Resp	Lower	Upper
196	100		
198	100.1	76.2	114.4
97	34.4	38.7	58.1#
132	21.2	20.2	30.2



#44
 2-Fluorobiphenyl
 Concen: 90.974 ng
 RT: 14.06 min Scan# 1834
 Delta R.T. -0.03 min
 Lab File: BG031829.D
 Acq: 28 Dec 2017 17:34

Tgt Ion	Resp	Lower	Upper
172	100		
171	38.4	30.0	45.0
170	24.7	19.5	29.3

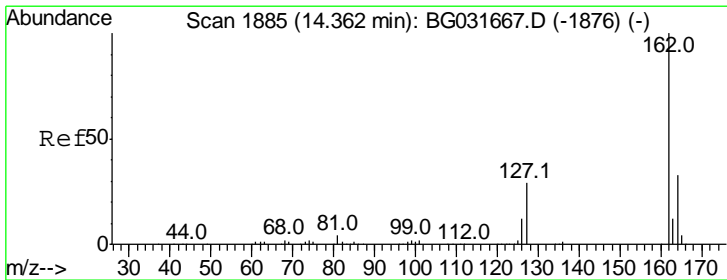
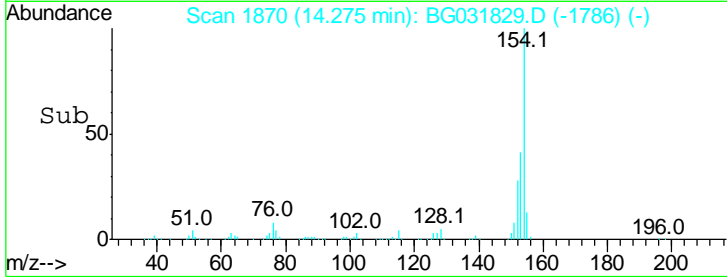
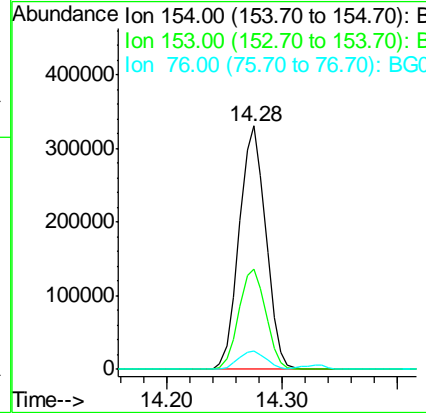
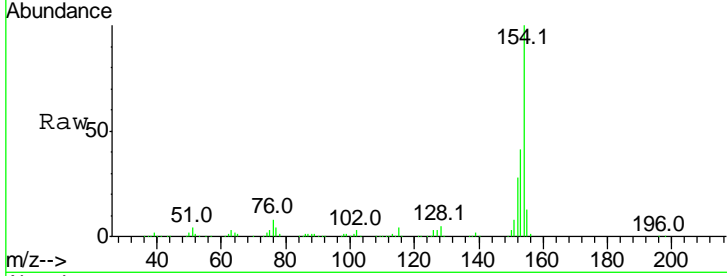




#45
 1,1'-Biphenyl
 Concen: 43.047 ng
 RT: 14.28 min Scan# 1870
 Delta R.T. -0.03 min
 Lab File: BG031829.D
 Acq: 28 Dec 2017 17:34

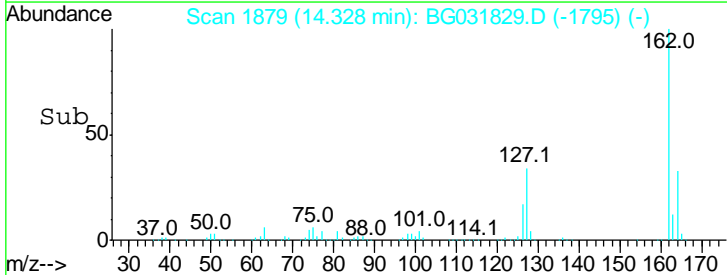
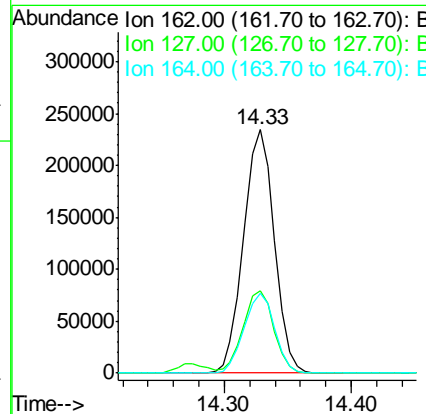

Instrument :
 BNA_G
 ClientSampled :

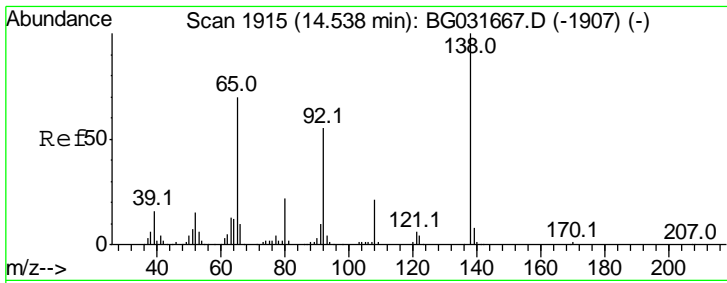
Tgt Ion	Resp	Lower	Upper
154	100		
153	41.0	19.8	59.8
76	7.7	0.0	31.9



#46
 2-Chloronaphthalene
 Concen: 42.218 ng
 RT: 14.33 min Scan# 1879
 Delta R.T. -0.03 min
 Lab File: BG031829.D
 Acq: 28 Dec 2017 17:34

Tgt Ion	Resp	Lower	Upper
162	100		
127	34.0	30.7	46.1
164	32.9	26.0	39.0

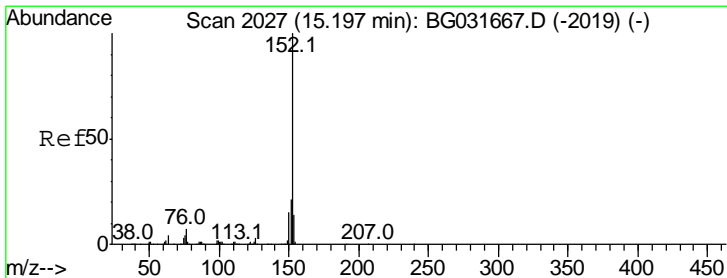
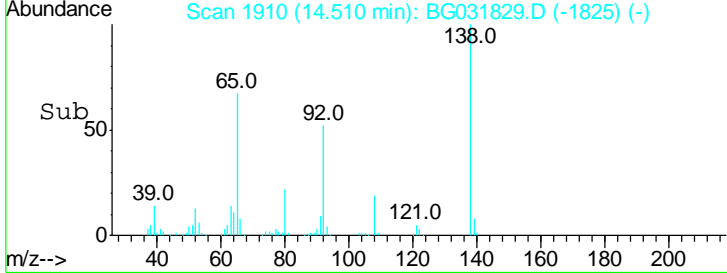
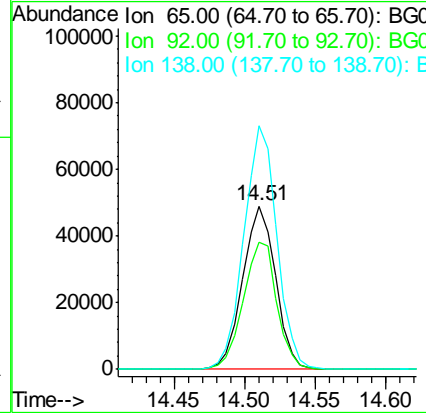
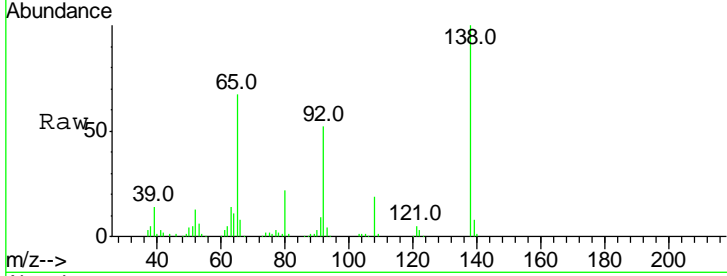




#47
 2-Nitroaniline
 Concen: 49.562 ng
 RT: 14.51 min Scan# 1910
 Delta R.T. -0.03 min
 Lab File: BG031829.D
 Acq: 28 Dec 2017 17:34

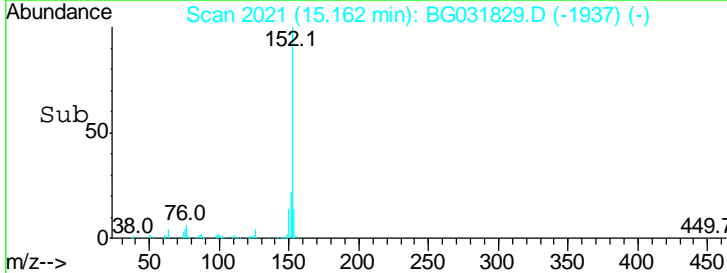
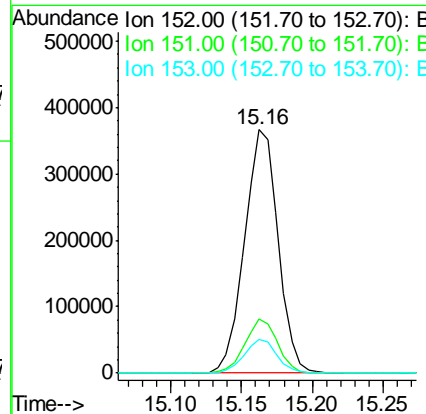
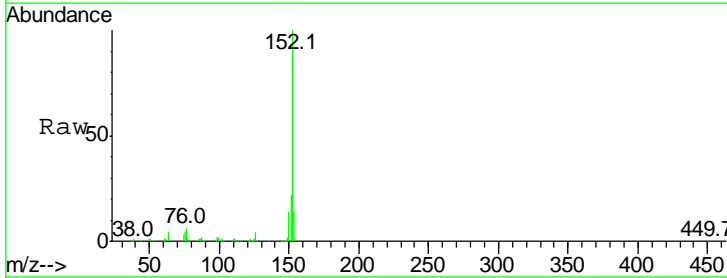
Instrument :
 BNA_G
 ClientSampled :

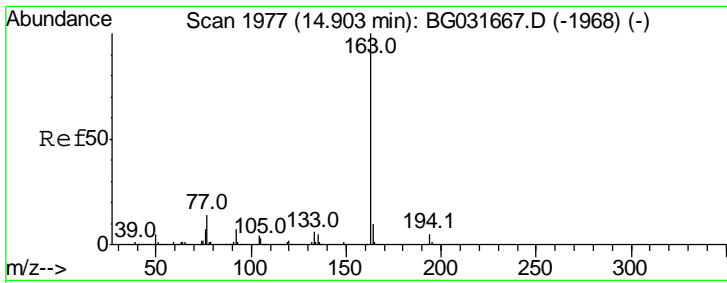
Tgt Ion	Resp	Lower	Upper
65	100		
92	77.6	54.6	82.0
138	148.8	72.9	109.3#



#48
 Acenaphthylene
 Concen: 40.927 ng
 RT: 15.16 min Scan# 2021
 Delta R.T. -0.03 min
 Lab File: BG031829.D
 Acq: 28 Dec 2017 17:34

Tgt Ion	Resp	Lower	Upper
152	100		
151	22.1	17.2	25.8
153	13.7	10.2	15.4

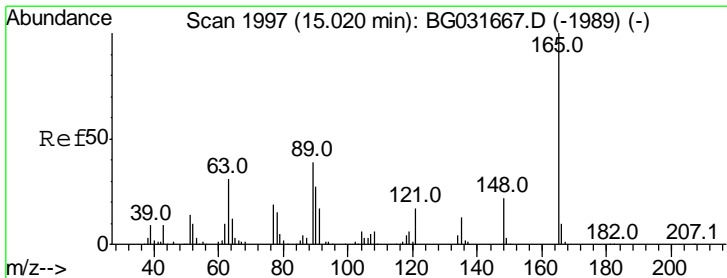
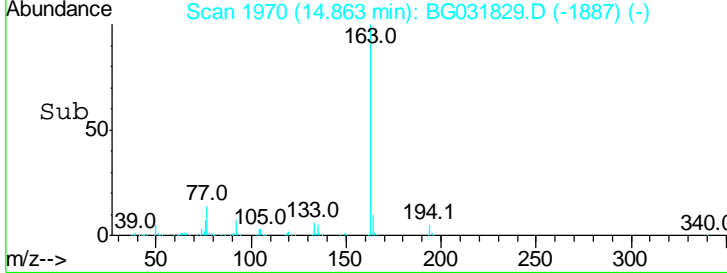
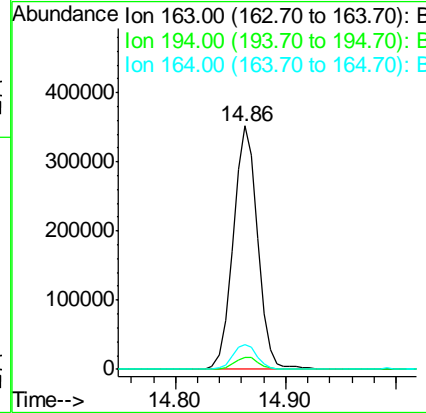
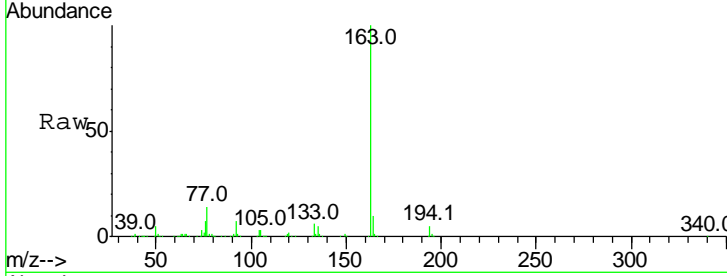




#49
 Dimethylphthalate
 Concen: 43.040 ng
 RT: 14.86 min Scan# 1970
 Delta R.T. -0.04 min
 Lab File: BG031829.D
 Acq: 28 Dec 2017 17:34

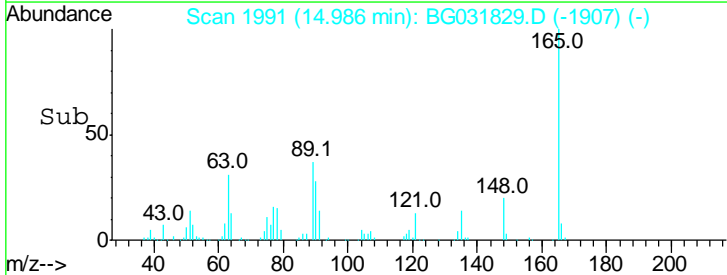
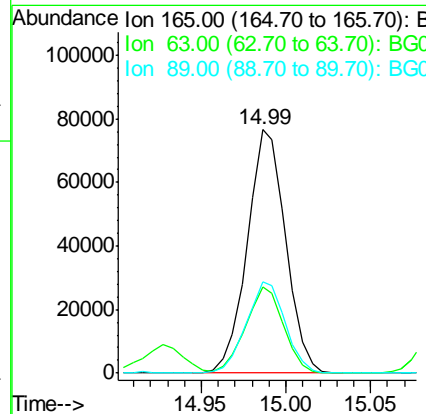
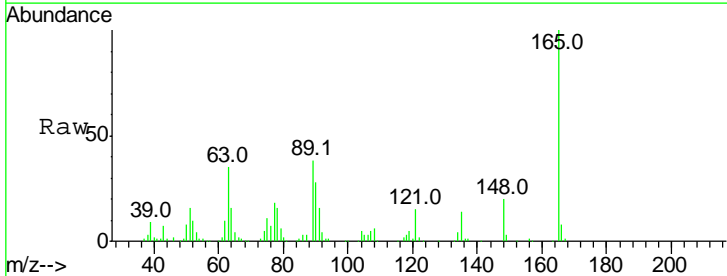
Instrument :
 BNA_G
 ClientSampled :

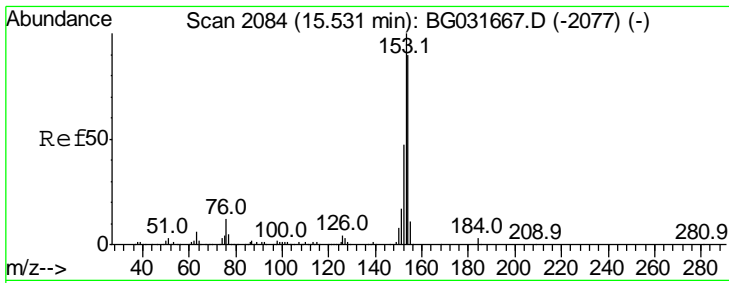
Tgt Ion	Resp	Lower	Upper
163	100		
194	5.1	3.4	5.2
164	10.0	8.2	12.4



#50
 2,6-Dinitrotoluene
 Concen: 51.930 ng
 RT: 14.99 min Scan# 1991
 Delta R.T. -0.03 min
 Lab File: BG031829.D
 Acq: 28 Dec 2017 17:34

Tgt Ion	Resp	Lower	Upper
165	100		
63	35.3	52.7	79.1#
89	37.6	49.2	73.8#

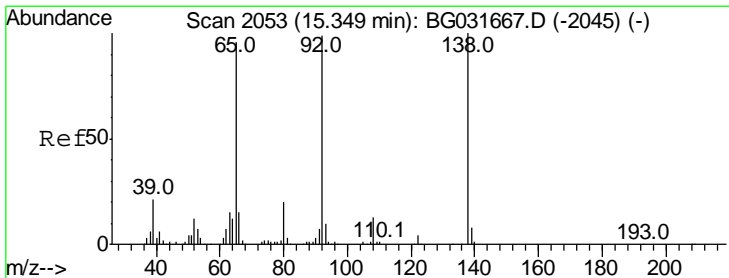
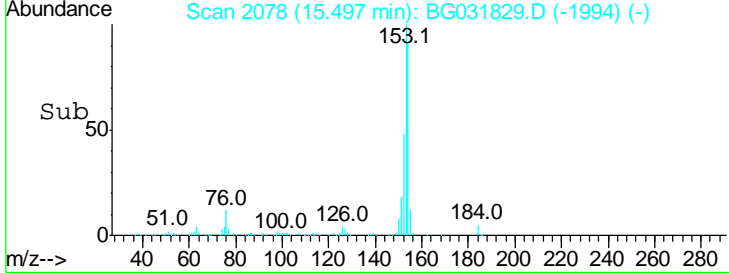
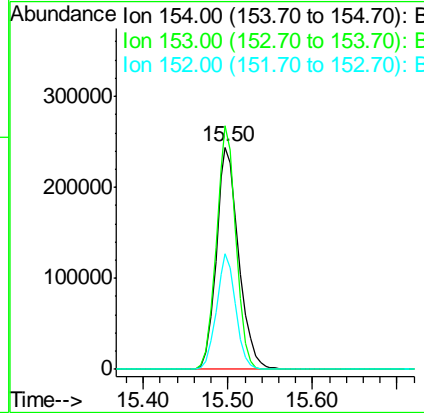
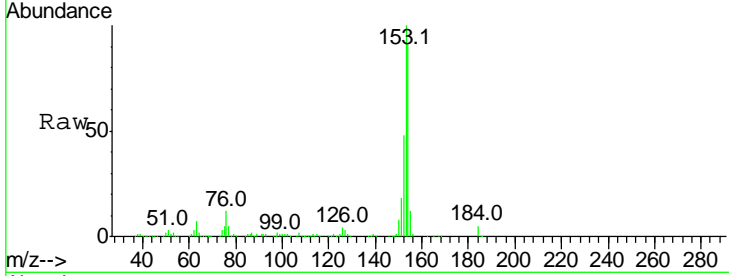




#51
 Acenaphthene
 Concen: 46.224 ng
 RT: 15.50 min Scan# 2078
 Delta R.T. -0.03 min
 Lab File: BG031829.D
 Acq: 28 Dec 2017 17:34

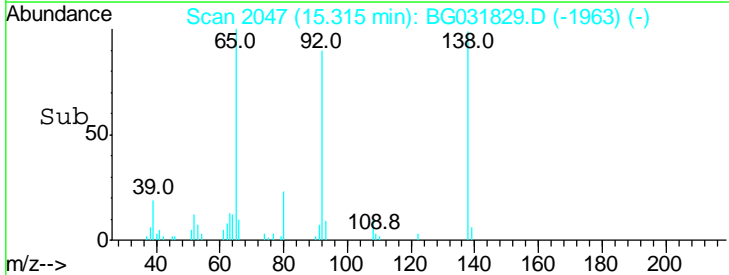
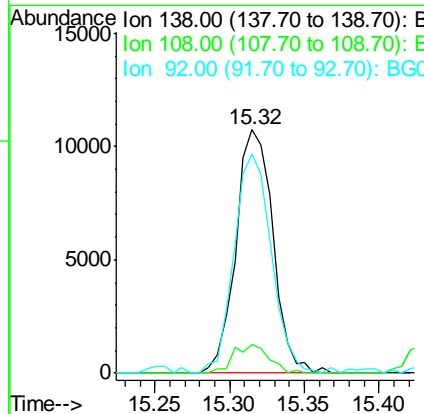
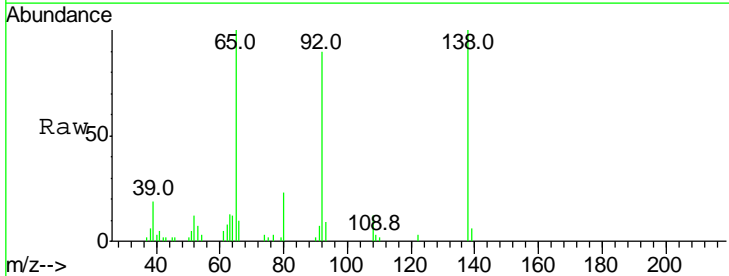
Instrument :
 BNA_G
 ClientSampled :

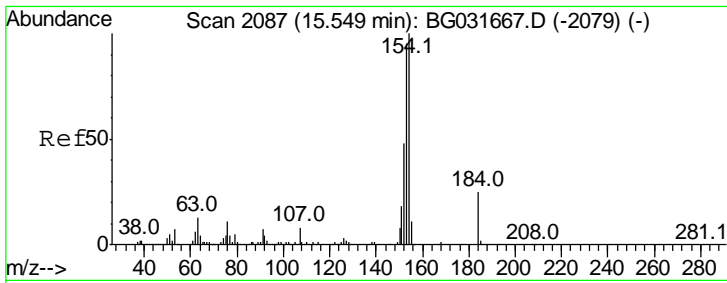
Tgt Ion	Resp	Lower	Upper
154	100		
153	109.7	90.4	135.6
152	52.2	41.6	62.4



#52
 3-Nitroaniline
 Concen: 8.173 ng
 RT: 15.32 min Scan# 2047
 Delta R.T. -0.03 min
 Lab File: BG031829.D
 Acq: 28 Dec 2017 17:34

Tgt Ion	Resp	Lower	Upper
138	100		
108	11.5	17.5	26.3#
92	90.1	105.8	158.8#

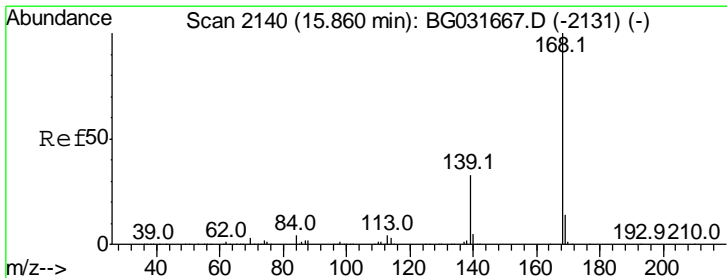
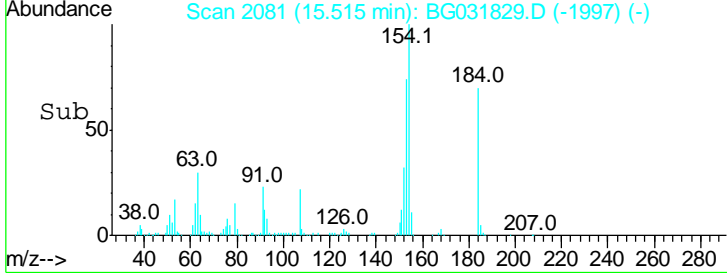
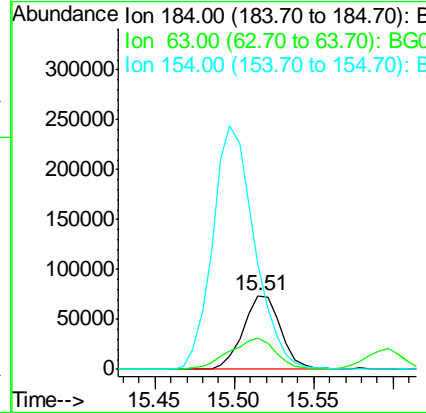
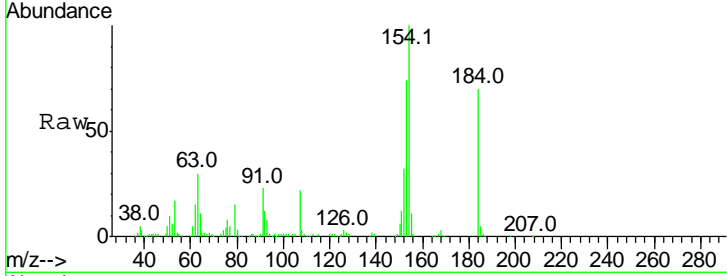




#53
 2,4-Dinitrophenol
 Concen: 120.084 ng
 RT: 15.51 min Scan# 2081
 Delta R.T. -0.03 min
 Lab File: BG031829.D
 Acq: 28 Dec 2017 17:34

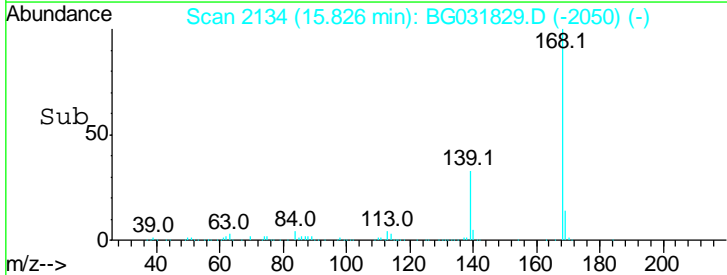
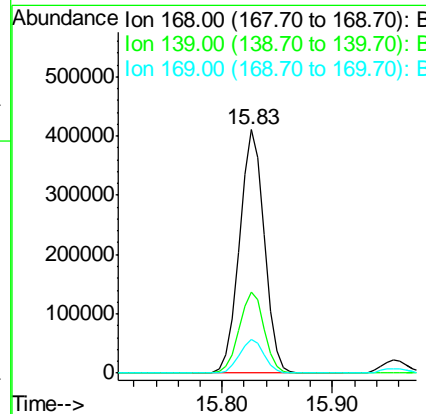
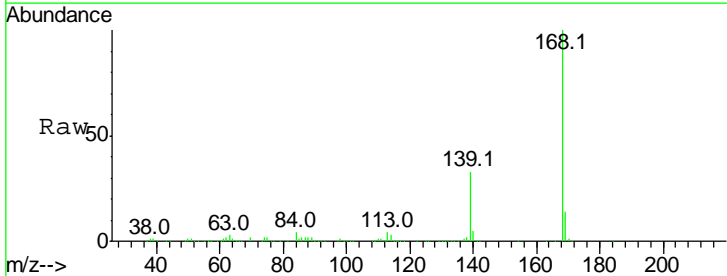
Instrument :
 BNA_G
 ClientSampled :

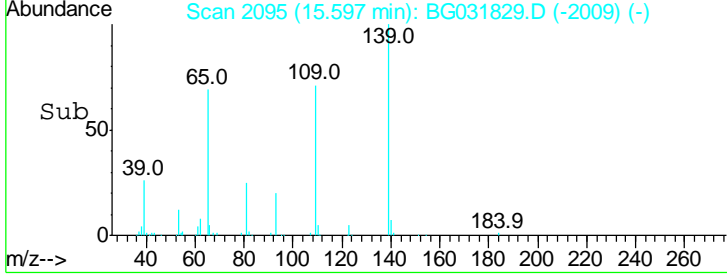
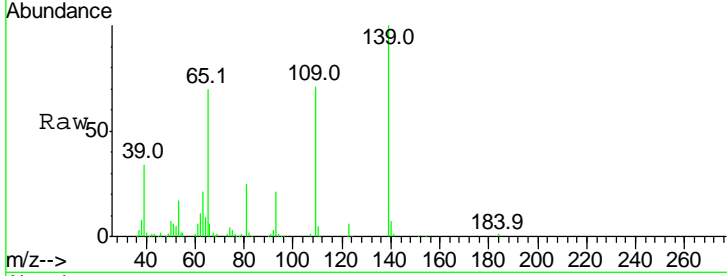
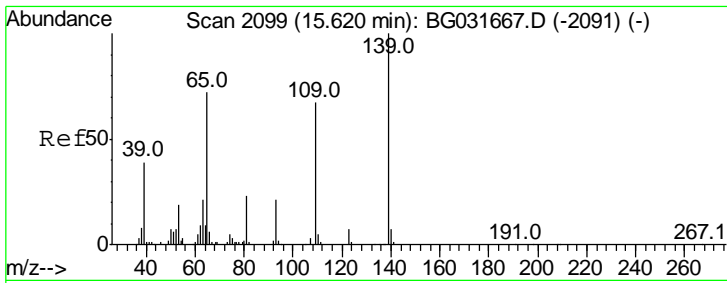
Tgt Ion	Resp	Lower	Upper
184	100		
63	42.2	59.8	89.8#
154	142.9	101.8	152.8



#54
 Dibenzofuran
 Concen: 43.196 ng
 RT: 15.83 min Scan# 2134
 Delta R.T. -0.03 min
 Lab File: BG031829.D
 Acq: 28 Dec 2017 17:34

Tgt Ion	Resp	Lower	Upper
168	100		
139	33.2	28.6	43.0
169	13.9	11.2	16.8

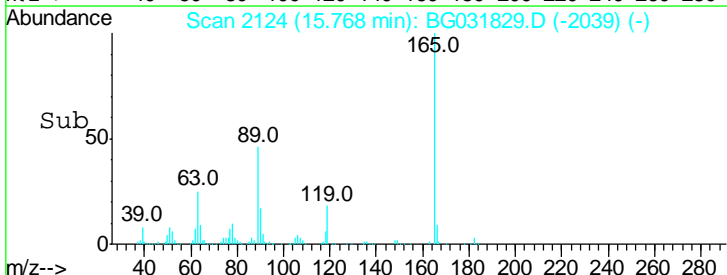
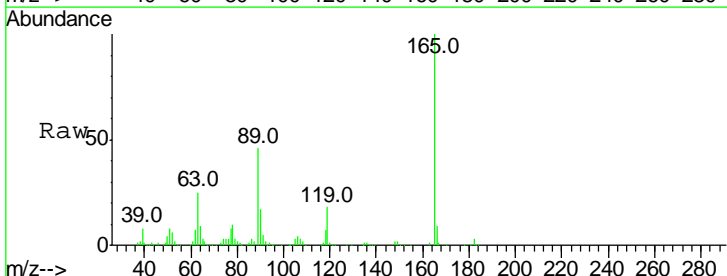
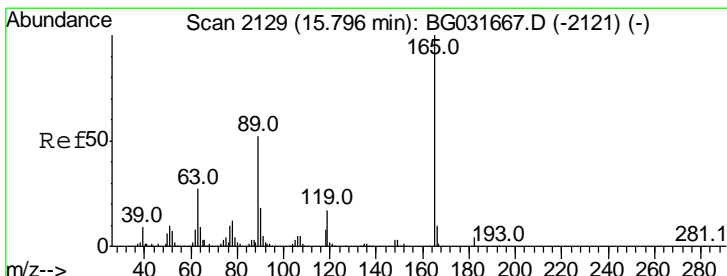
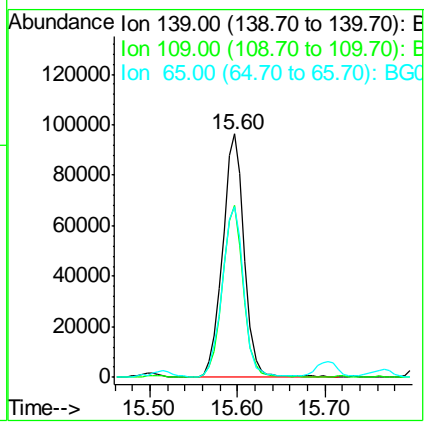




#55
 4-Nitrophenol
 Concen: 89.298 ng
 RT: 15.60 min Scan# 2095
 Delta R.T. -0.02 min
 Lab File: BG031829.D
 Acq: 28 Dec 2017 17:34

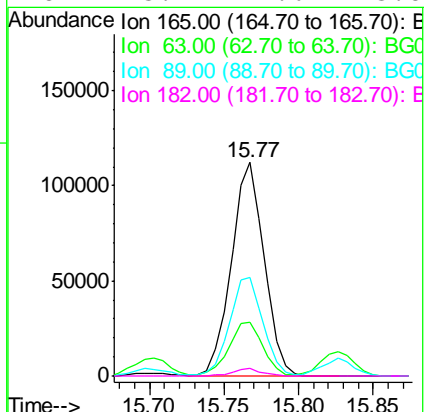
Instrument :
 BNA_G
 ClientSampled :

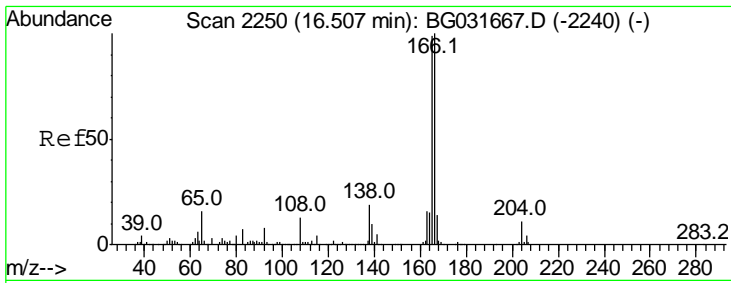
Tgt Ion	Resp	Lower	Upper
139	100		
109	70.7	62.2	102.2
65	70.3	97.2	137.2#



#56
 2,4-Dinitrotoluene
 Concen: 57.553 ng
 RT: 15.77 min Scan# 2124
 Delta R.T. -0.03 min
 Lab File: BG031829.D
 Acq: 28 Dec 2017 17:34

Tgt Ion	Resp	Lower	Upper
165	100		
63	25.2	42.0	63.0#
89	46.1	66.9	100.3#
182	3.4	2.6	3.8



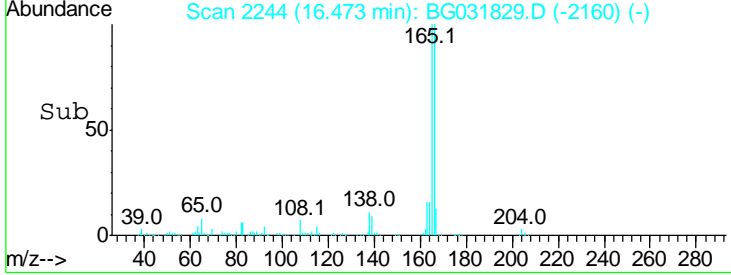
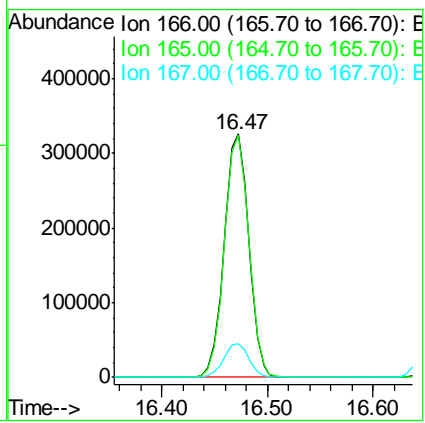
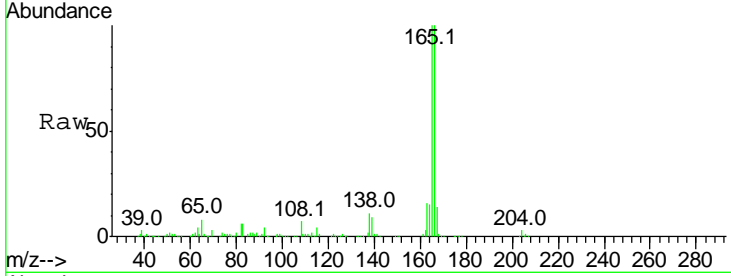


#57
 Fluorene
 Concen: 42.959 ng
 RT: 16.47 min Scan# 2244
 Delta R.T. -0.03 min
 Lab File: BG031829.D
 Acq: 28 Dec 2017 17:34

Instrument :
 BNA_G
 ClientSampled :

Tgt Ion:166 Resp: 522771

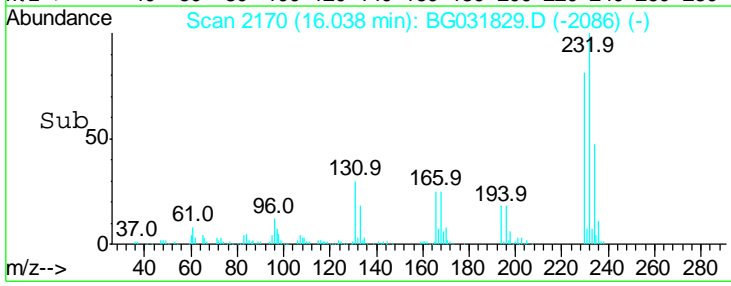
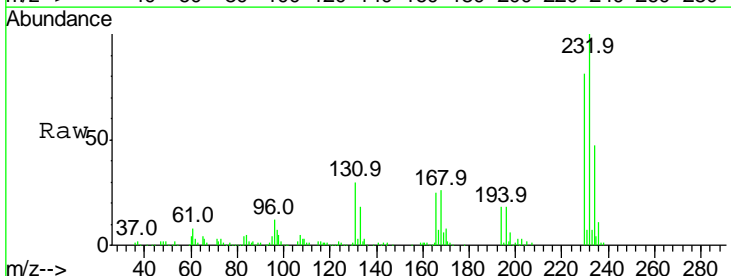
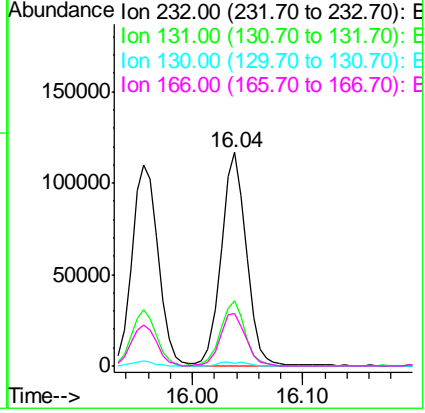
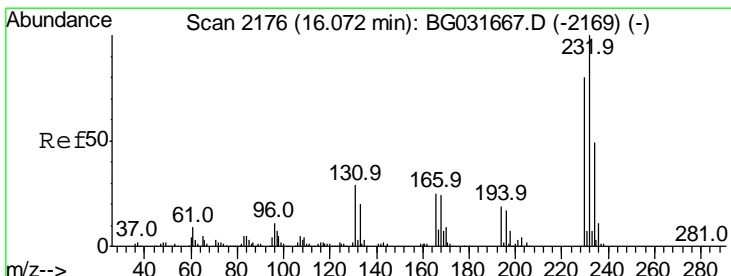
Ion	Ratio	Lower	Upper
166	100		
165	99.6	80.6	121.0
167	13.7	10.4	15.6

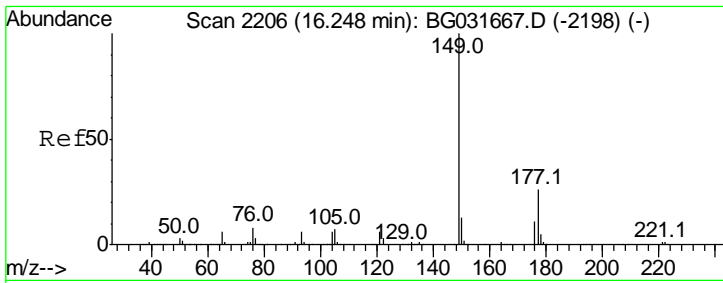


#58
 2,3,4,6-Tetrachlorophenol
 Concen: 49.395 ng
 RT: 16.04 min Scan# 2170
 Delta R.T. -0.03 min
 Lab File: BG031829.D
 Acq: 28 Dec 2017 17:34

Tgt Ion:232 Resp: 185683

Ion	Ratio	Lower	Upper
232	100		
131	29.2	33.5	50.3#
130	1.9	2.2	3.2#
166	25.3	24.8	37.2

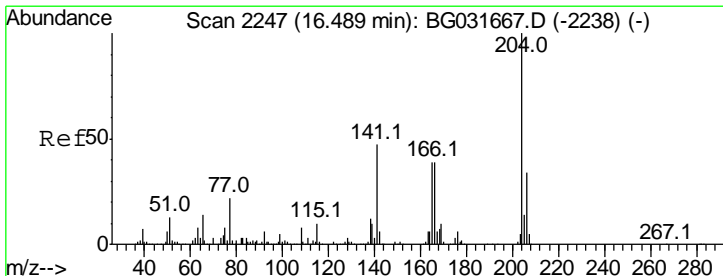
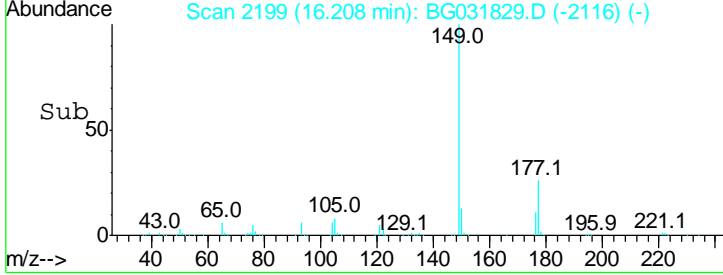
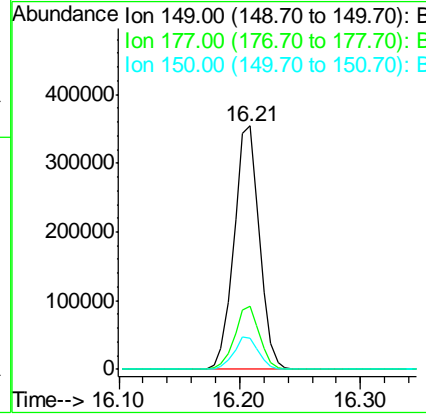
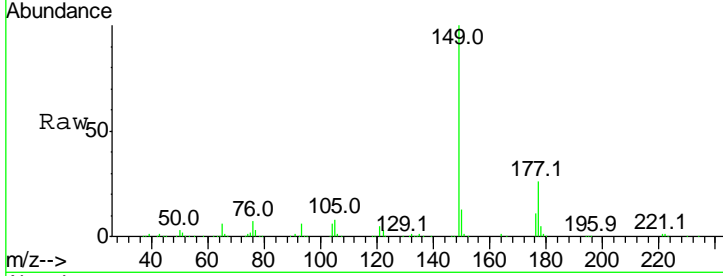




#59
 Diethylphthalate
 Concen: 41.978 ng
 RT: 16.21 min Scan# 2199
 Delta R.T. -0.04 min
 Lab File: BG031829.D
 Acq: 28 Dec 2017 17:34

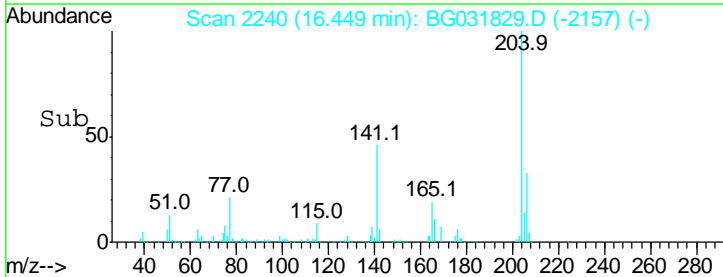
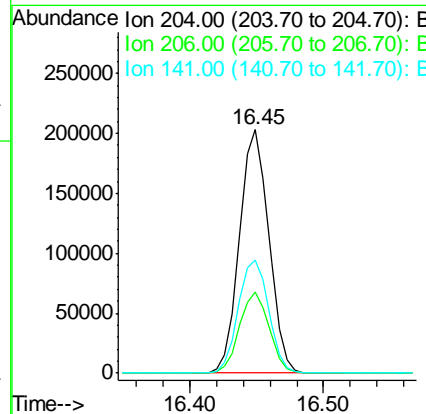
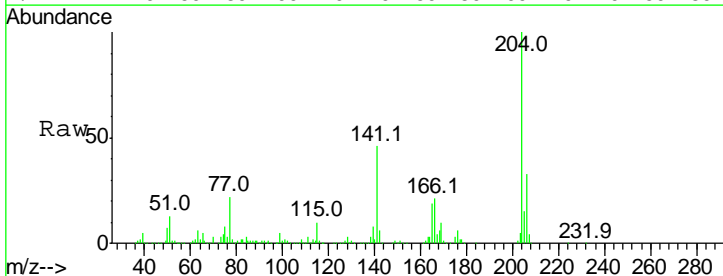
Instrument :
 BNA_G
 ClientSampled :

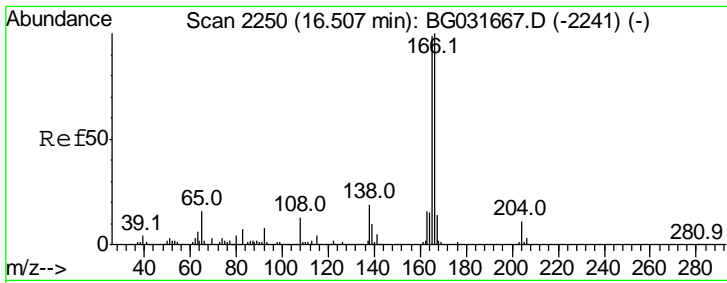
Tgt Ion	Resp	Lower	Upper
149	516023		
177	26.0	18.5	27.7
150	12.8	10.2	15.2



#60
 4-Chlorophenyl-phenylether
 Concen: 41.587 ng
 RT: 16.45 min Scan# 2240
 Delta R.T. -0.04 min
 Lab File: BG031829.D
 Acq: 28 Dec 2017 17:34

Tgt Ion	Resp	Lower	Upper
204	309647		
206	33.4	26.2	39.2
141	46.5	45.8	68.6

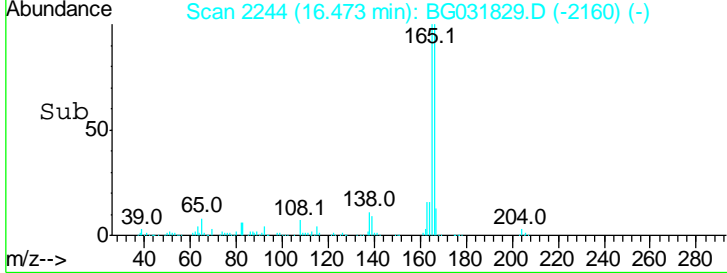
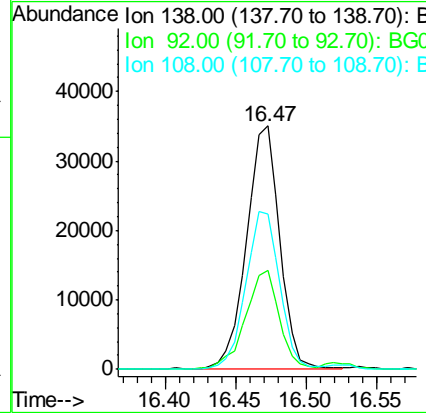
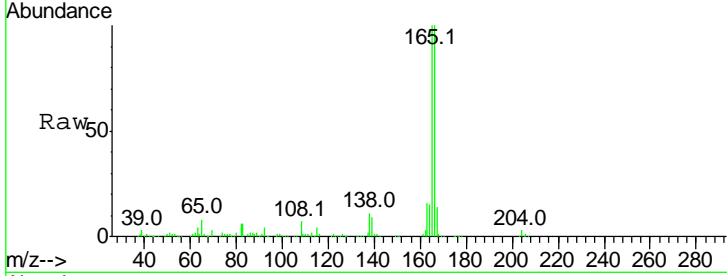




#61
 4-Nitroaniline
 Concen: 26.287 ng
 RT: 16.47 min Scan# 2244
 Delta R.T. -0.03 min
 Lab File: BG031829.D
 Acq: 28 Dec 2017 17:34

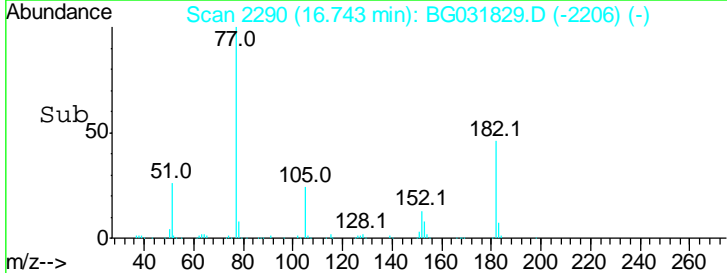
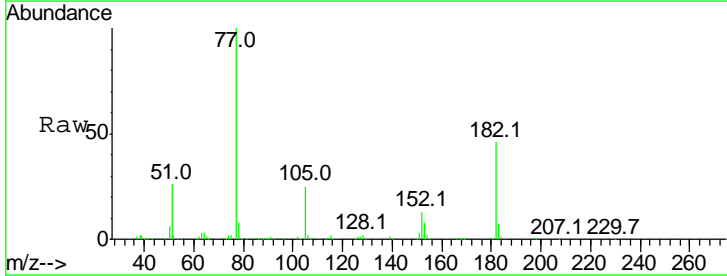
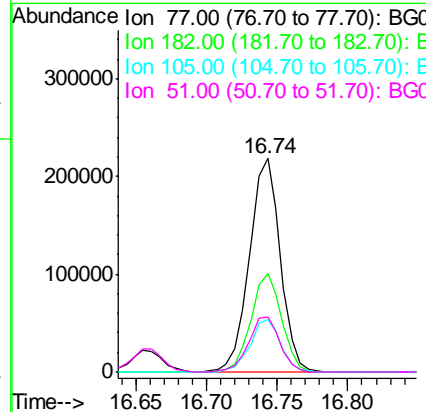
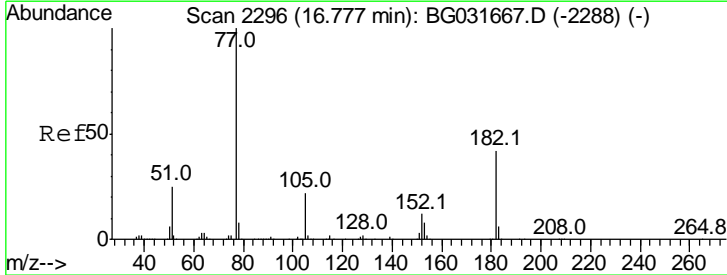
Instrument :
 BNA_G
 ClientSampled :

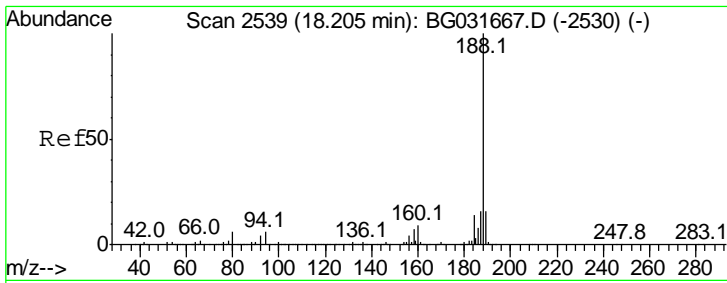
Tgt Ion	Resp	Lower	Upper
138	100		
92	40.8	40.1	80.1
108	64.0	65.4	105.4#



#62
 Azobenzene
 Concen: 42.480 ng
 RT: 16.74 min Scan# 2290
 Delta R.T. -0.03 min
 Lab File: BG031829.D
 Acq: 28 Dec 2017 17:34

Tgt Ion	Resp	Lower	Upper
77	100		
182	46.2	7.4	47.4
105	24.6	0.3	40.3
51	25.9	11.6	51.6

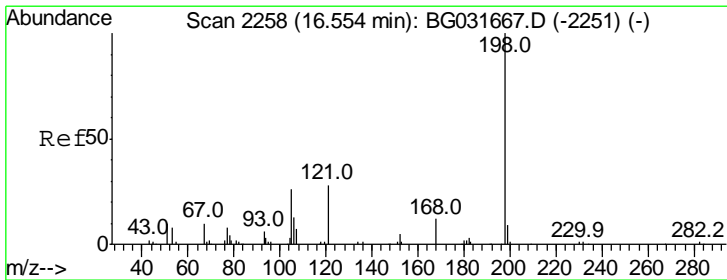
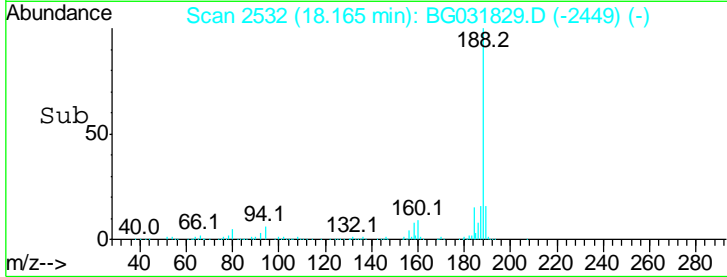
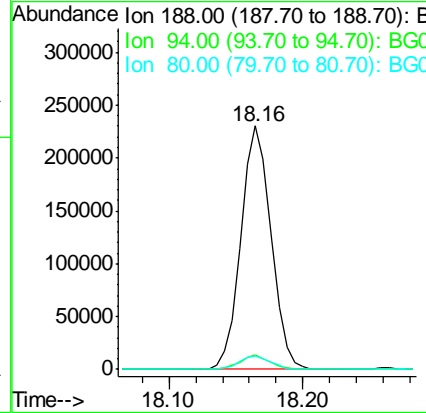
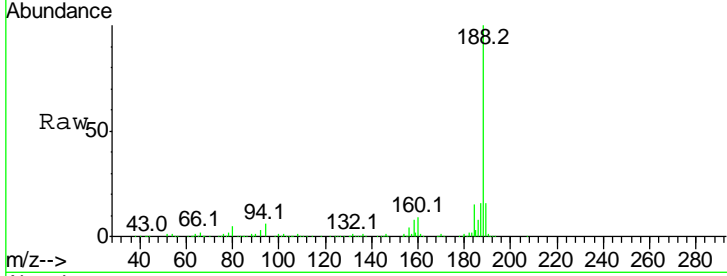




#63
 Phenanthrene-d10
 Concen: 20.000 ng
 RT: 18.16 min Scan# 2532
 Delta R.T. -0.04 min
 Lab File: BG031829.D
 Acq: 28 Dec 2017 17:34

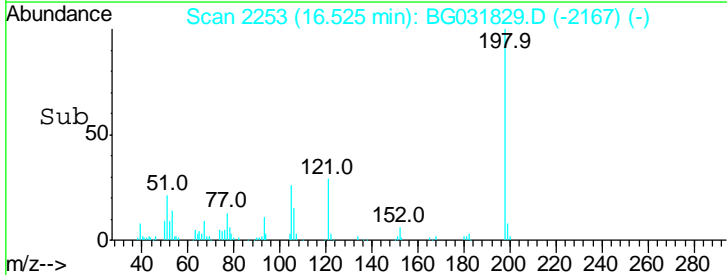
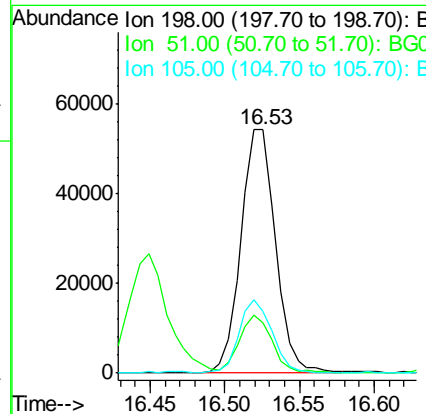
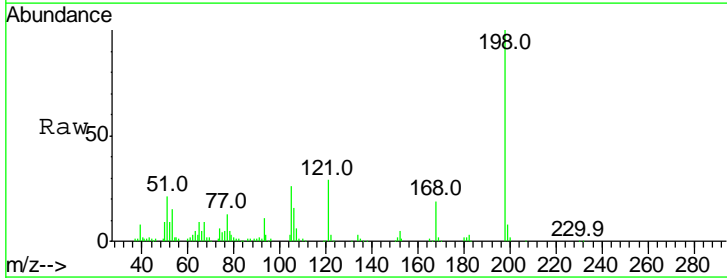
Instrument :
 BNA_G
 ClientSampled :

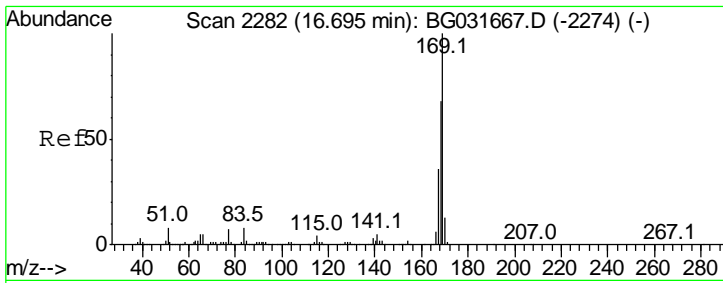
Tgt Ion	Resp	Lower	Upper
188	100		
94	6.1	6.9	10.3#
80	5.3	7.7	11.5#



#64
 4,6-Dinitro-2-methylphenol
 Concen: 49.704 ng
 RT: 16.53 min Scan# 2253
 Delta R.T. -0.03 min
 Lab File: BG031829.D
 Acq: 28 Dec 2017 17:34

Tgt Ion	Resp	Lower	Upper
198	100		
51	20.7	30.6	70.6#
105	25.6	23.8	63.8

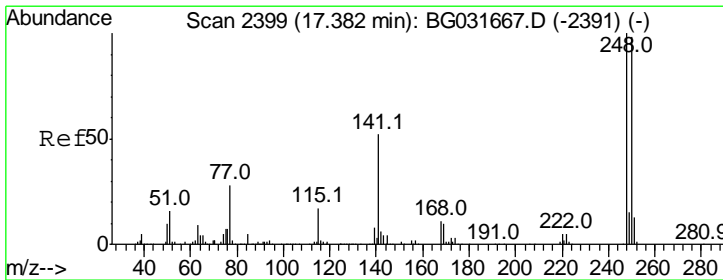
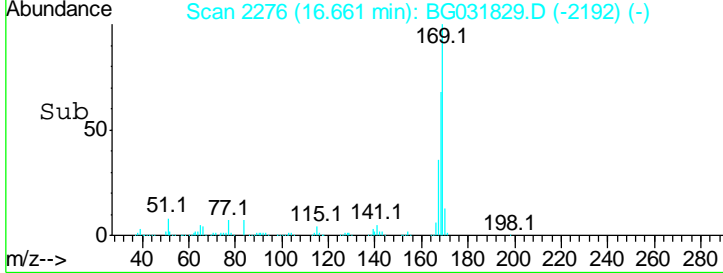
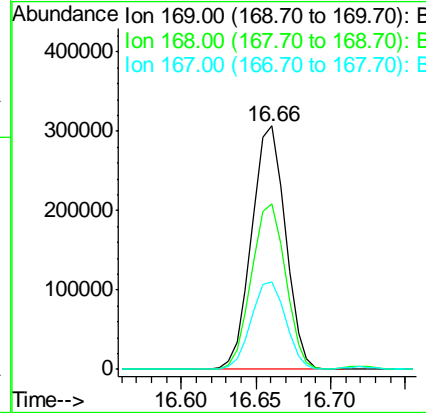
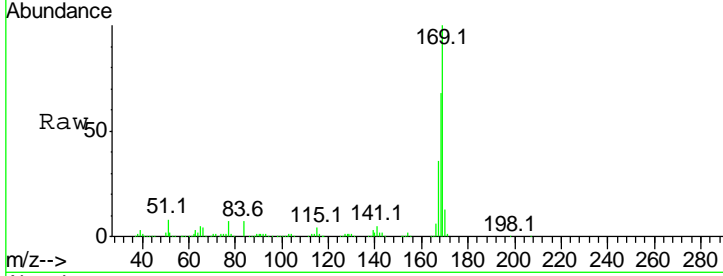




#65
 n-Nitrosodiphenylamine
 Concen: 40.268 ng
 RT: 16.66 min Scan# 2276
 Delta R.T. -0.03 min
 Lab File: BG031829.D
 Acq: 28 Dec 2017 17:34

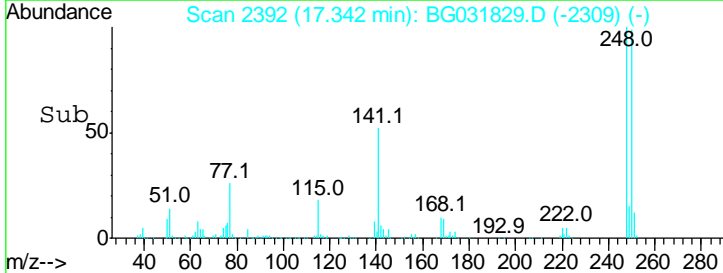
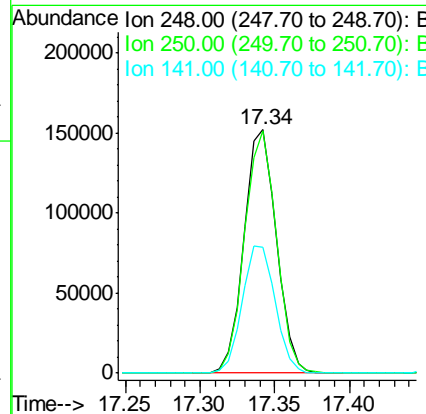
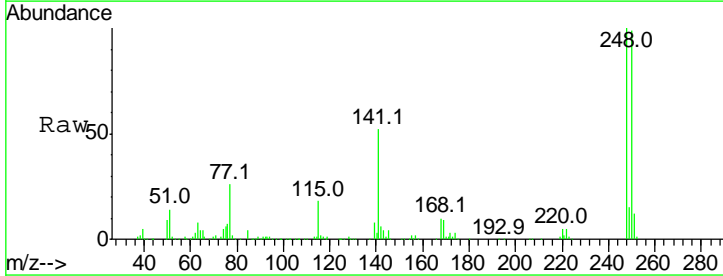
Instrument :
 BNA_G
 ClientSampled :

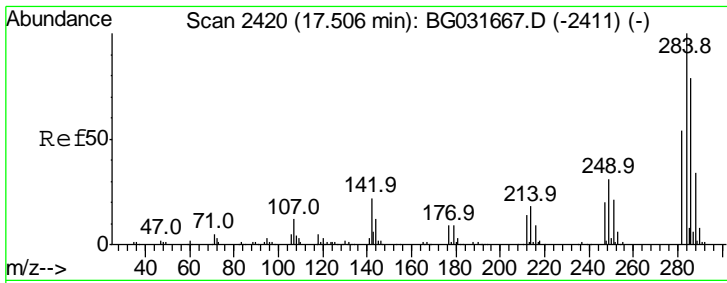
Tgt Ion	Resp	Lower	Upper
169	100		
168	68.1	55.7	83.5
167	36.1	30.1	45.1



#66
 4-Bromophenyl-phenylether
 Concen: 43.979 ng
 RT: 17.34 min Scan# 2392
 Delta R.T. -0.04 min
 Lab File: BG031829.D
 Acq: 28 Dec 2017 17:34

Tgt Ion	Resp	Lower	Upper
248	100		
250	99.3	77.1	115.7
141	51.6	50.8	76.2

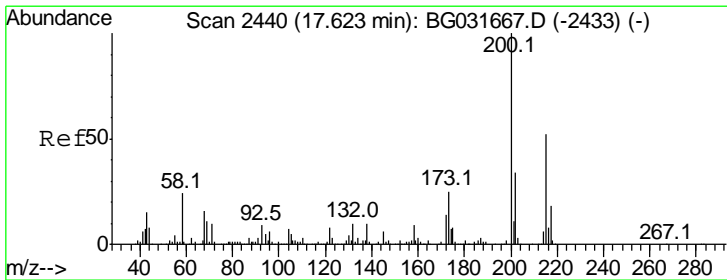
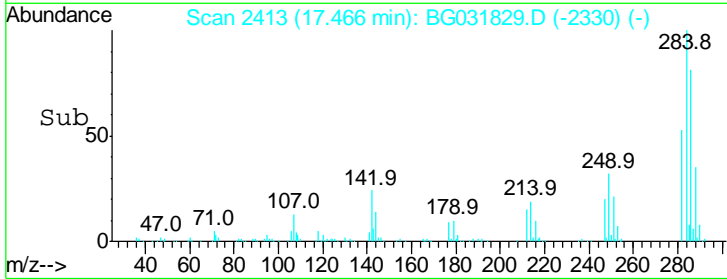
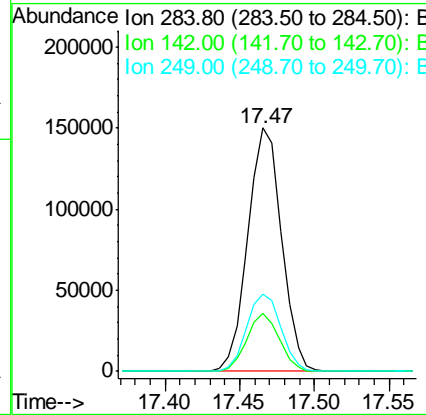
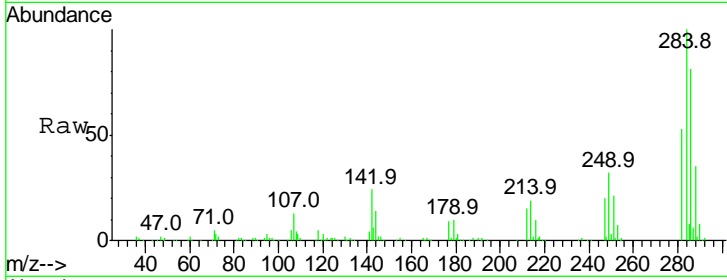




#67
 Hexachlorobenzene
 Concen: 44.173 ng
 RT: 17.47 min Scan# 2413
 Delta R.T. -0.04 min
 Lab File: BG031829.D
 Acq: 28 Dec 2017 17:34

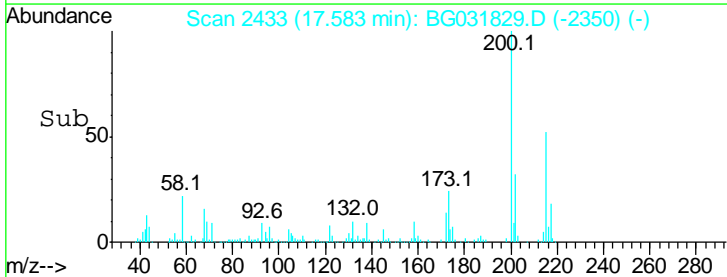
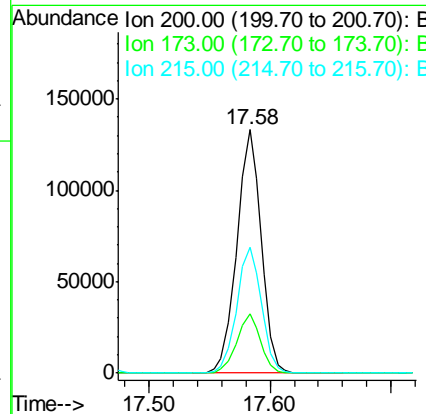
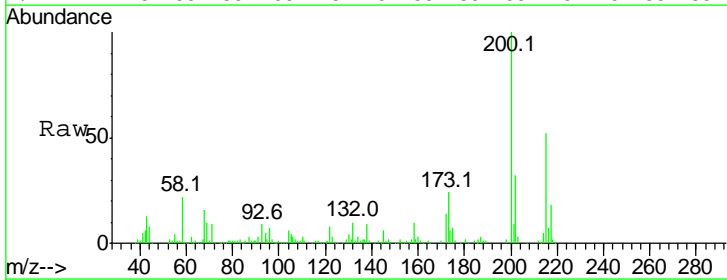
Instrument :
 BNA_G
 ClientSampled :

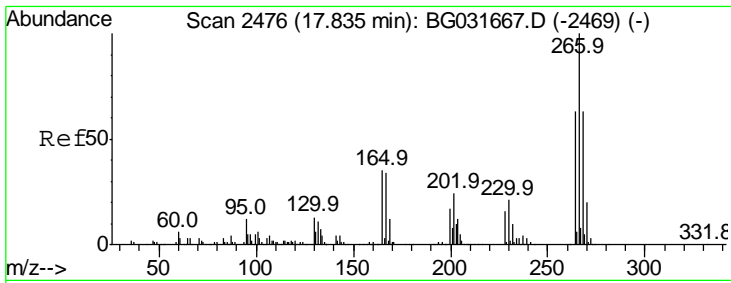
Tgt Ion	Resp	Lower	Upper
284	100		
142	24.1	26.8	40.2#
249	31.6	26.3	39.5



#68
 Atrazine
 Concen: 40.236 ng
 RT: 17.58 min Scan# 2433
 Delta R.T. -0.04 min
 Lab File: BG031829.D
 Acq: 28 Dec 2017 17:34

Tgt Ion	Resp	Lower	Upper
200	100		
173	24.4	5.2	45.2
215	51.7	30.4	70.4

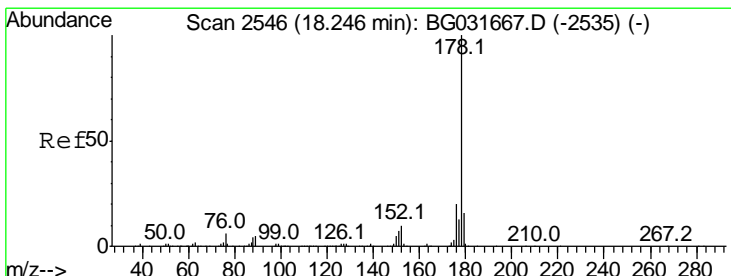
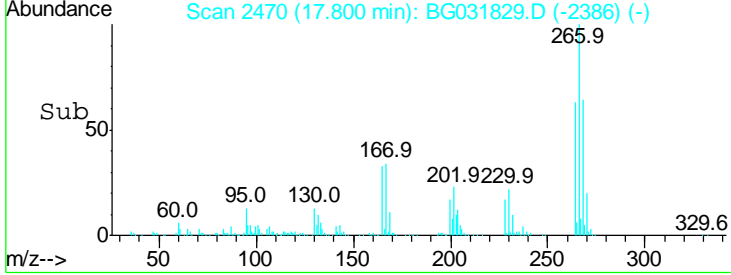
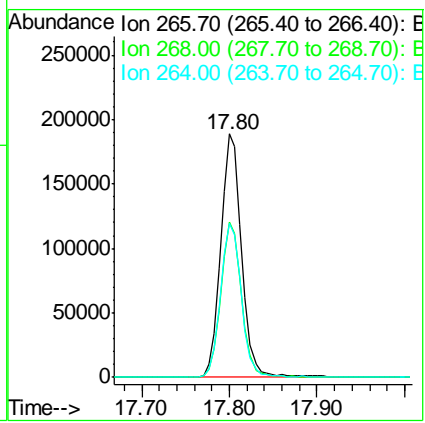
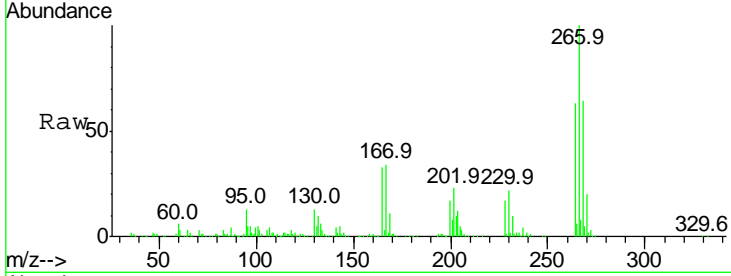




#69
 Pentachlorophenol
 Concen: 85.194 ng
 RT: 17.80 min Scan# 2470
 Delta R.T. -0.03 min
 Lab File: BG031829.D
 Acq: 28 Dec 2017 17:34

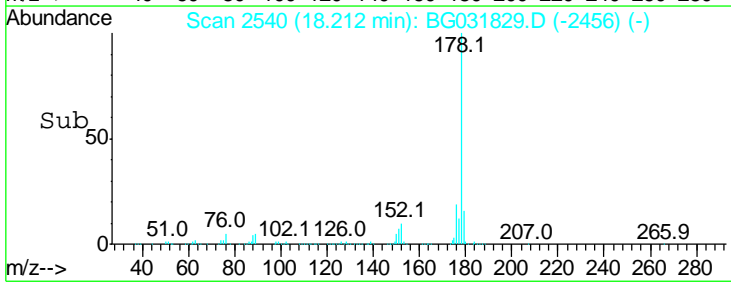
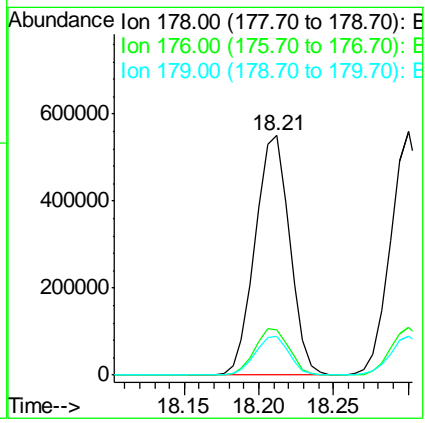
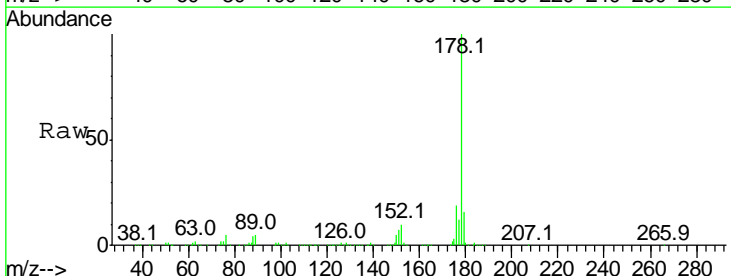
Instrument :
 BNA_G
 ClientSampled :

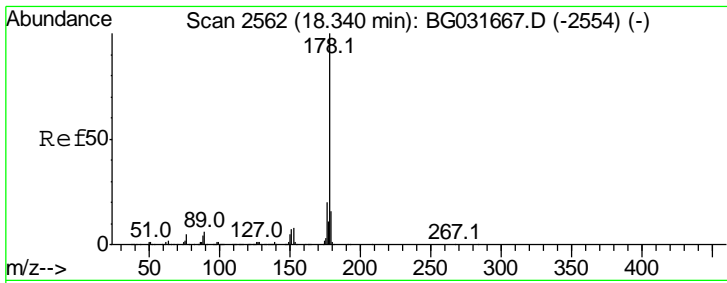
Tgt Ion	Resp	Lower	Upper
266	311042		
268	100	51.1	76.7
264	63.2	49.6	74.4



#70
 Phenanthrene
 Concen: 43.402 ng
 RT: 18.21 min Scan# 2540
 Delta R.T. -0.03 min
 Lab File: BG031829.D
 Acq: 28 Dec 2017 17:34

Tgt Ion	Resp	Lower	Upper
178	881959		
176	100	15.7	23.5
179	16.0	12.5	18.7

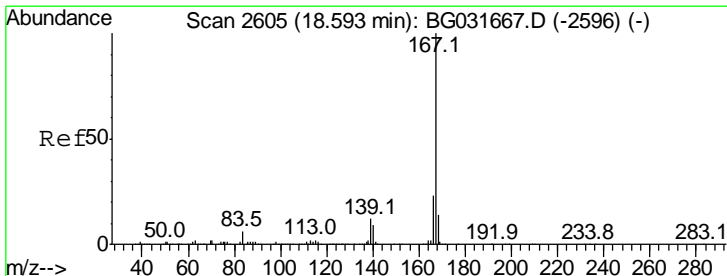
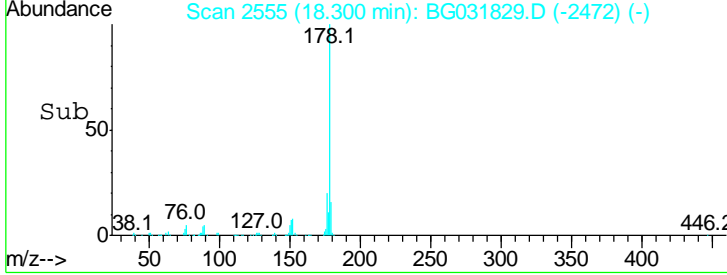
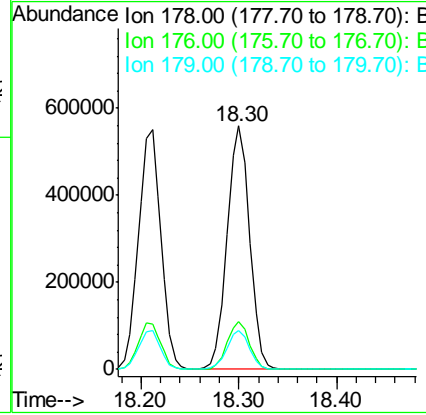
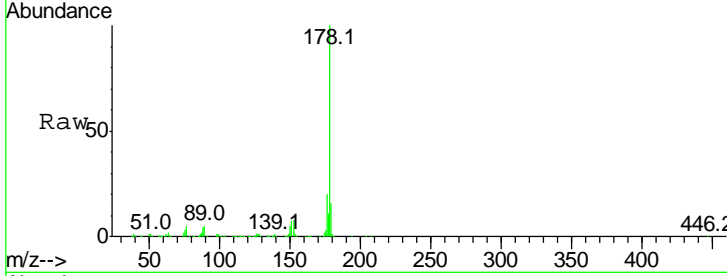




#71
 Anthracene
 Concen: 43.373 ng
 RT: 18.30 min Scan# 2555
 Delta R.T. -0.04 min
 Lab File: BG031829.D
 Acq: 28 Dec 2017 17:34

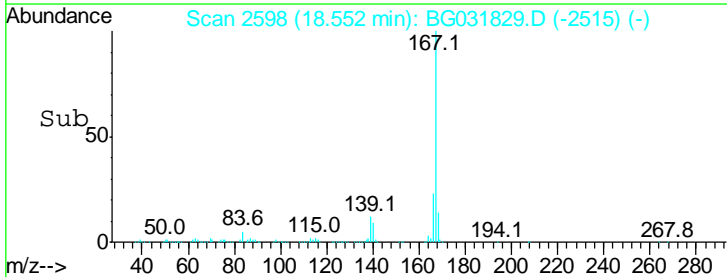
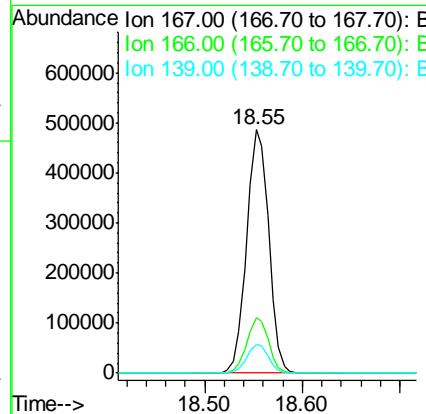
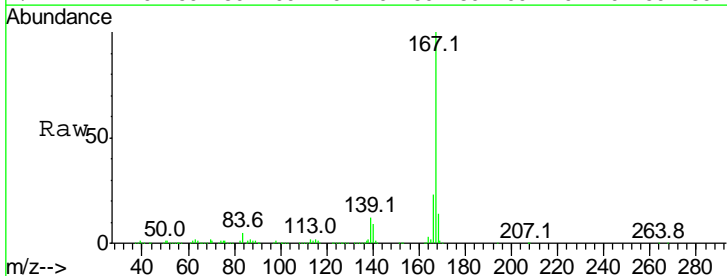
Instrument :
 BNA_G
 ClientSampled :

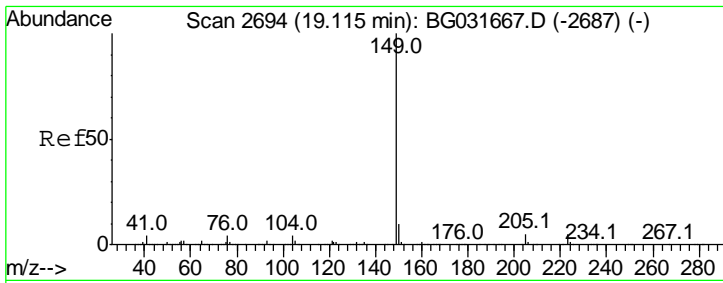
Tgt Ion	Resp	Lower	Upper
178	100		
176	19.6	16.0	24.0
179	16.1	12.5	18.7



#72
 Carbazole
 Concen: 42.310 ng
 RT: 18.55 min Scan# 2598
 Delta R.T. -0.04 min
 Lab File: BG031829.D
 Acq: 28 Dec 2017 17:34

Tgt Ion	Resp	Lower	Upper
167	100		
166	22.6	18.2	27.4
139	11.5	9.4	14.2

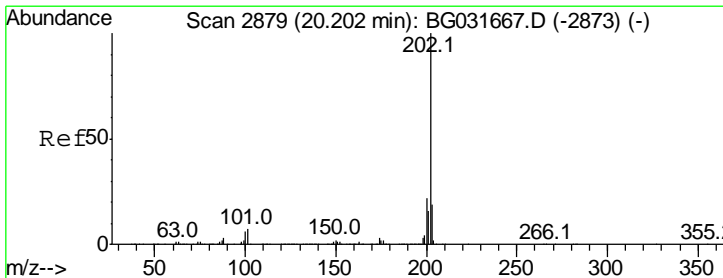
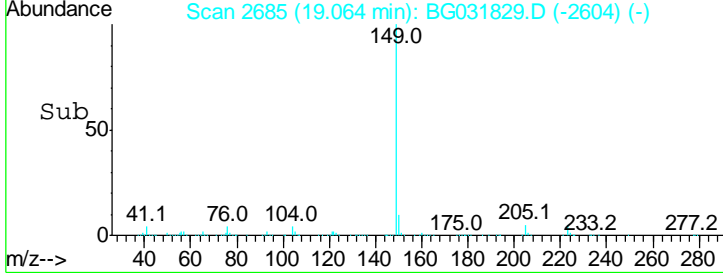
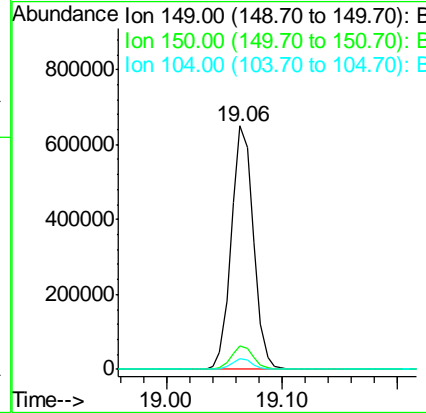
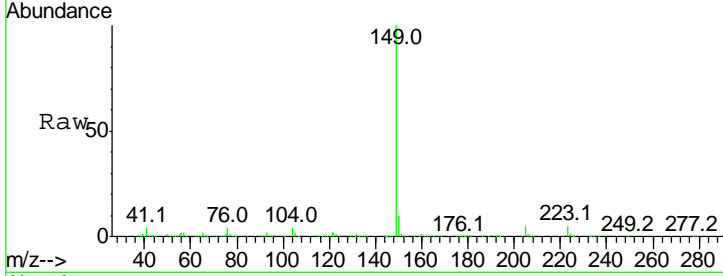




#73
 Di-n-butylphthalate
 Concen: 42.483 ng
 RT: 19.06 min Scan# 2685
 Delta R.T. -0.05 min
 Lab File: BG031829.D
 Acq: 28 Dec 2017 17:34

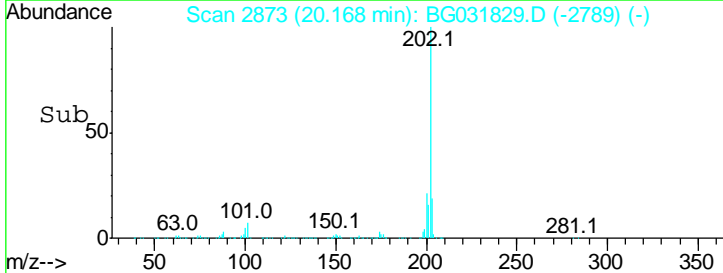
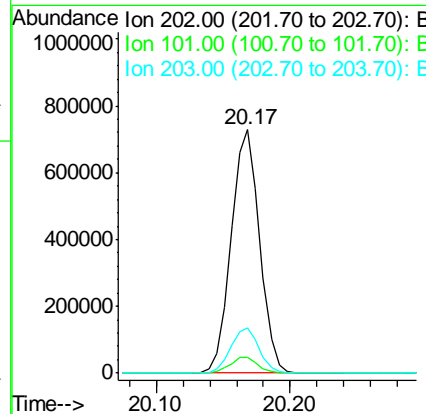
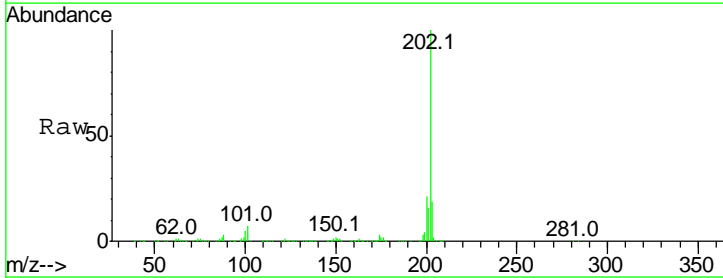
Instrument :
 BNA_G
 ClientSampled :

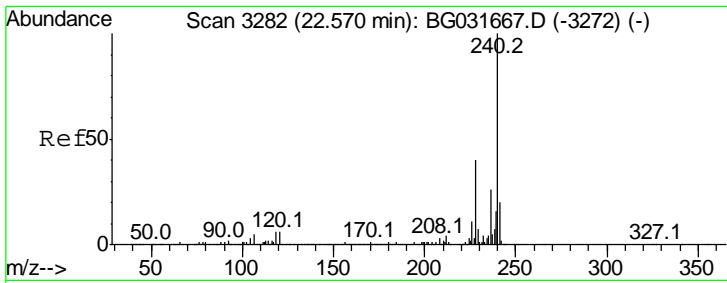
Tgt Ion	Resp	Lower	Upper
149	100		
150	9.5	7.8	11.6
104	4.2	3.9	5.9



#74
 Fluoranthene
 Concen: 43.431 ng
 RT: 20.17 min Scan# 2873
 Delta R.T. -0.03 min
 Lab File: BG031829.D
 Acq: 28 Dec 2017 17:34

Tgt Ion	Resp	Lower	Upper
202	100		
101	6.5	0.0	28.9
203	18.7	0.0	37.5

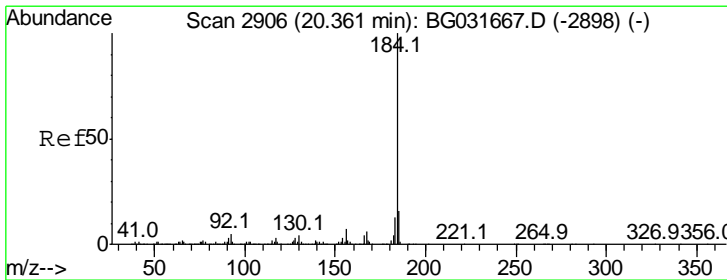
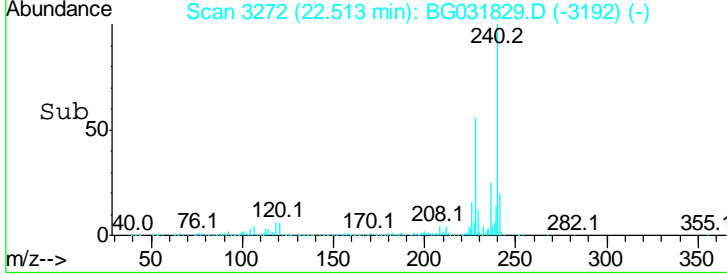
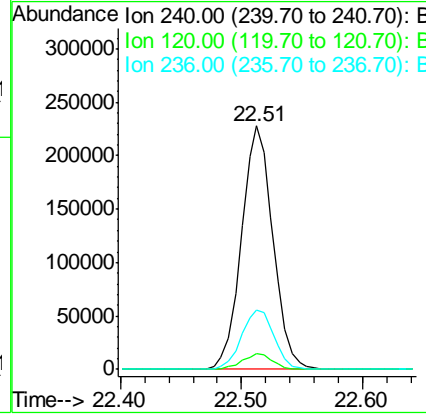
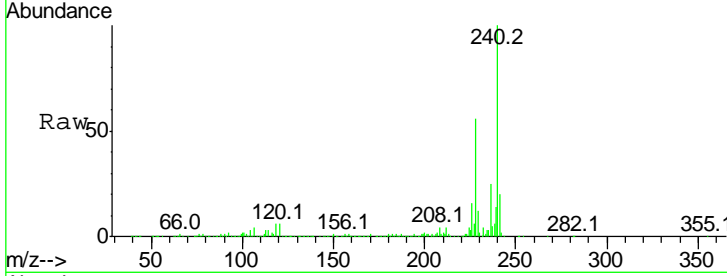




#75
 Chrysene-d12
 Concen: 20.000 ng
 RT: 22.51 min Scan# 3272
 Delta R.T. -0.06 min
 Lab File: BG031829.D
 Acq: 28 Dec 2017 17:34

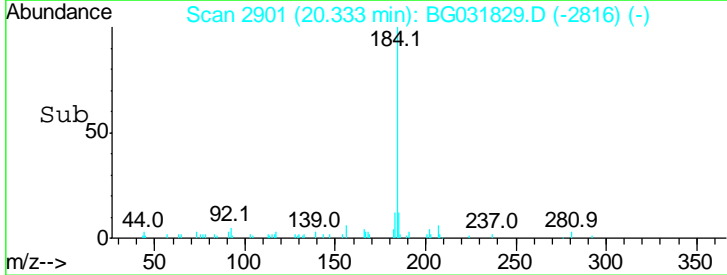
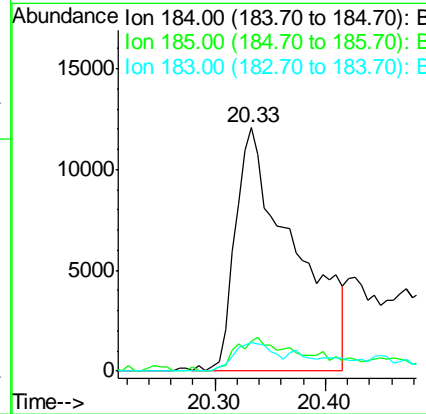
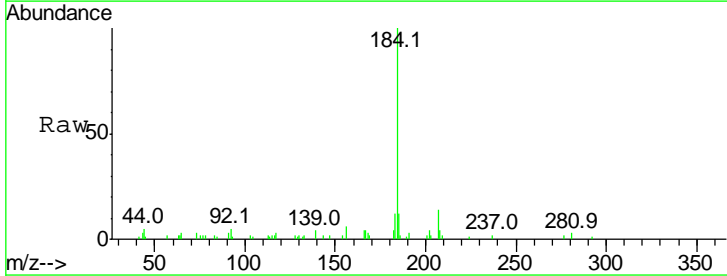
Instrument :
 BNA_G
 ClientSampled :

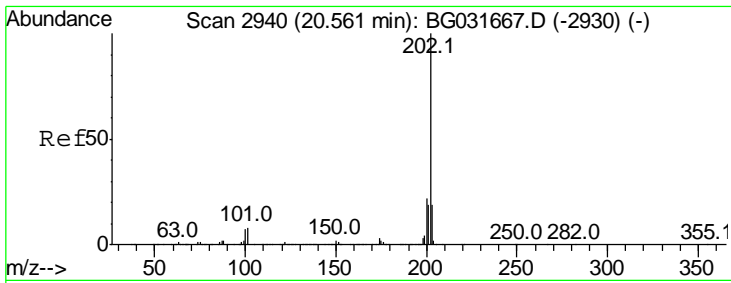
Tgt Ion	Resp	Lower	Upper
240	411536		
120	6.3	6.8	10.2#
236	24.6	20.9	31.3



#76
 Benzidine
 Concen: 3.540 ng
 RT: 20.33 min Scan# 2901
 Delta R.T. -0.03 min
 Lab File: BG031829.D
 Acq: 28 Dec 2017 17:34

Tgt Ion	Resp	Lower	Upper
184	44965		
185	12.0	11.1	16.7
183	11.8	10.6	16.0



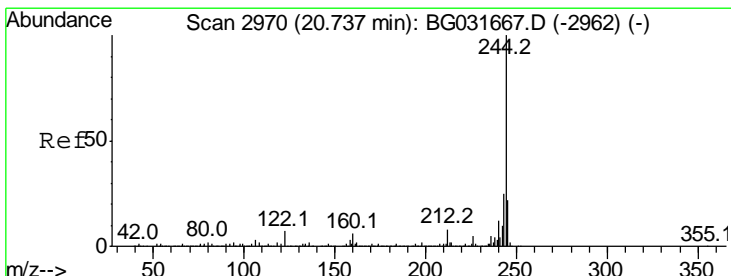
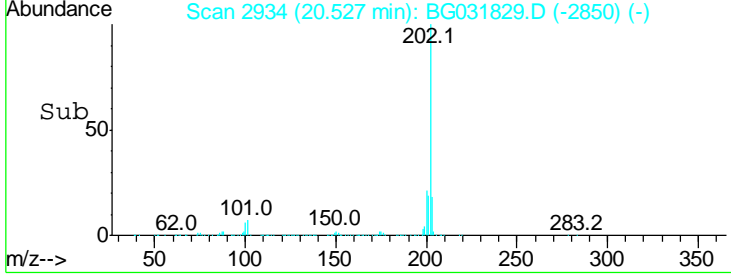
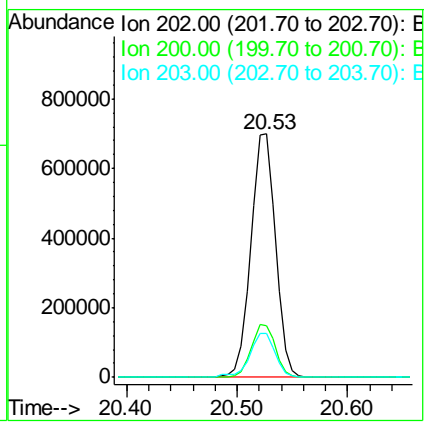
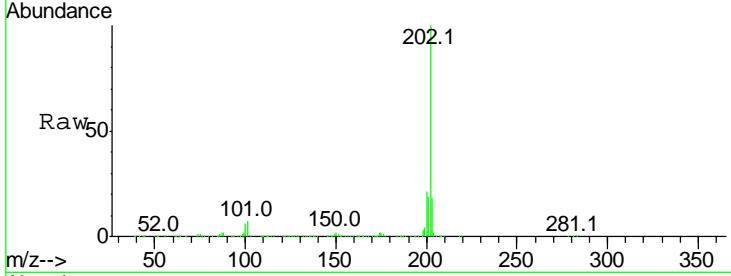


#77
 Pyrene
 Concen: 41.786 ng
 RT: 20.53 min Scan# 2934
 Delta R.T. -0.03 min
 Lab File: BG031829.D
 Acq: 28 Dec 2017 17:34

Instrument :
 BNA_G
 ClientSampled :

Tgt Ion: 202 Resp: 1098459

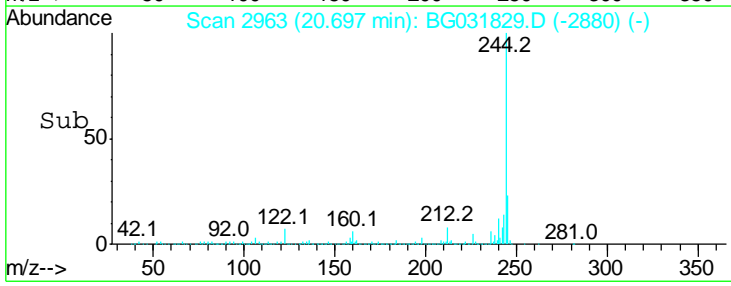
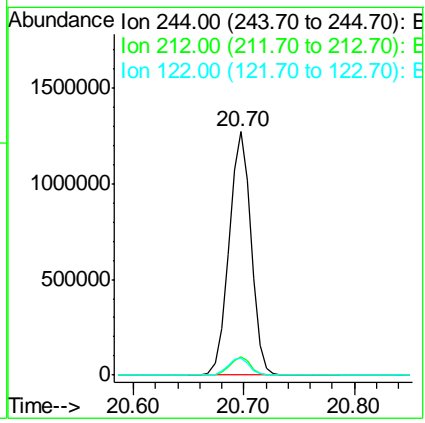
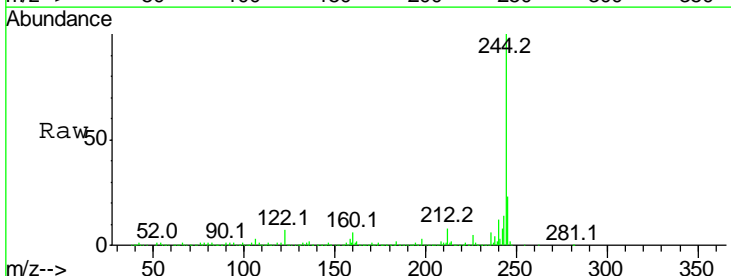
Ion	Ratio	Lower	Upper
202	100		
200	21.4	16.9	25.3
203	18.1	13.9	20.9

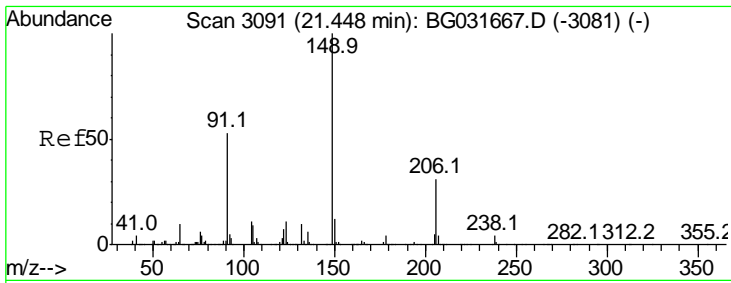


#78
 Terphenyl-d14
 Concen: 98.484 ng
 RT: 20.70 min Scan# 2963
 Delta R.T. -0.04 min
 Lab File: BG031829.D
 Acq: 28 Dec 2017 17:34

Tgt Ion: 244 Resp: 1773997

Ion	Ratio	Lower	Upper
244	100		
212	7.8	5.8	8.8
122	7.1	7.0	10.4

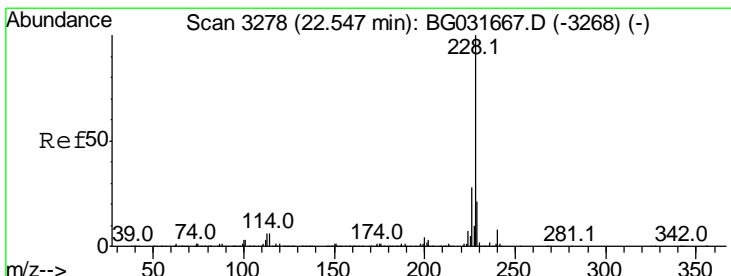
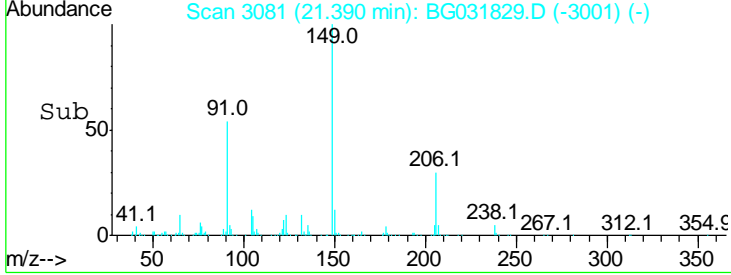
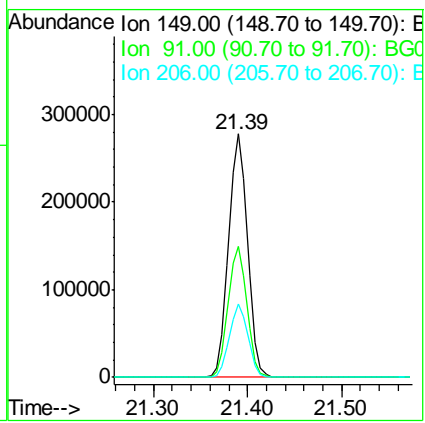
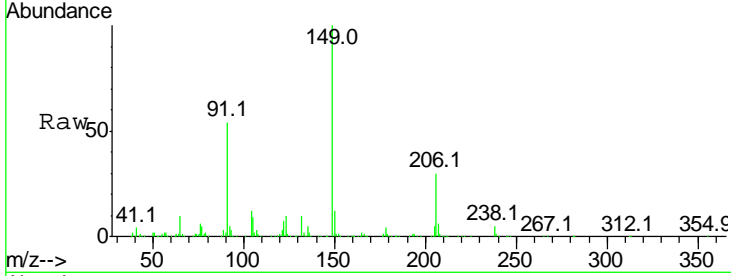




#79
 Butylbenzylphthalate
 Concen: 44.112 ng
 RT: 21.39 min Scan# 3081
 Delta R.T. -0.06 min
 Lab File: BG031829.D
 Acq: 28 Dec 2017 17:34

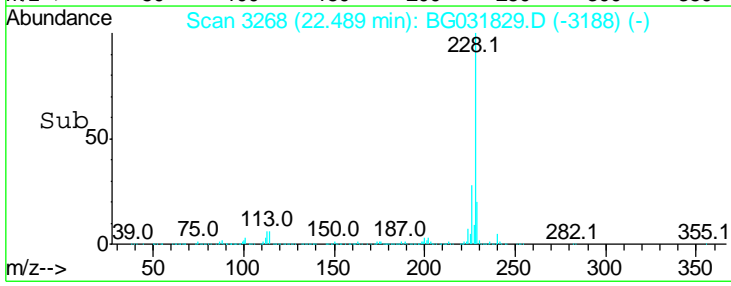
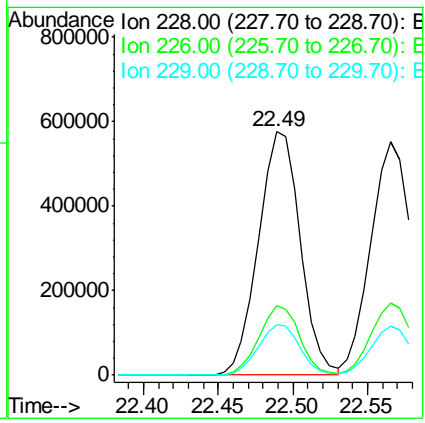
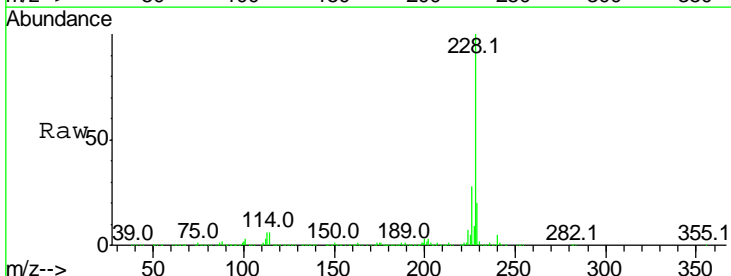
Instrument :
 BNA_G
 ClientSampled :

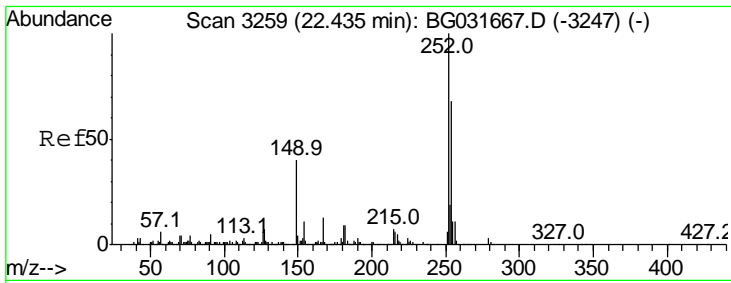
Tgt Ion	Resp	Lower	Upper
149	100		
91	53.8	62.2	93.2#
206	30.4	18.6	27.8#



#80
 Benzo(a)anthracene
 Concen: 42.802 ng
 RT: 22.49 min Scan# 3268
 Delta R.T. -0.06 min
 Lab File: BG031829.D
 Acq: 28 Dec 2017 17:34

Tgt Ion	Resp	Lower	Upper
228	100		
226	28.3	22.7	34.1
229	20.5	16.2	24.2

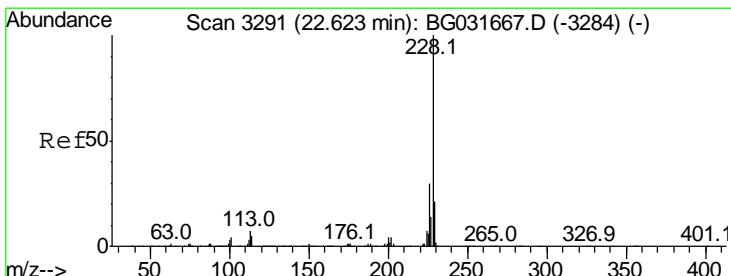
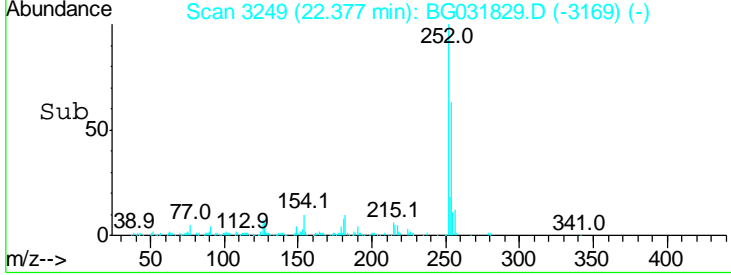
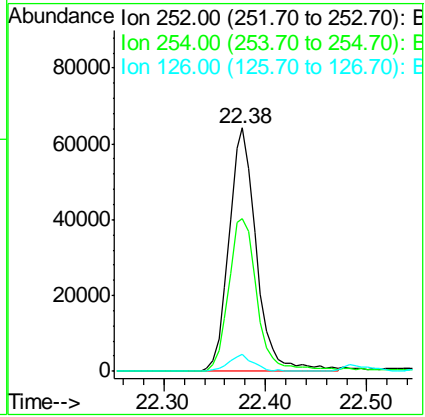
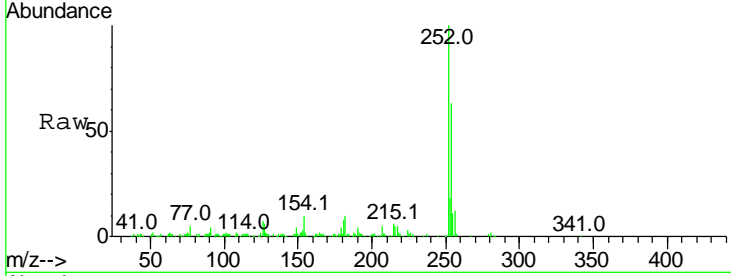




#81
 3,3'-Dichlorobenzidine
 Concen: 11.871 ng
 RT: 22.38 min Scan# 3249
 Delta R.T. -0.06 min
 Lab File: BG031829.D
 Acq: 28 Dec 2017 17:34

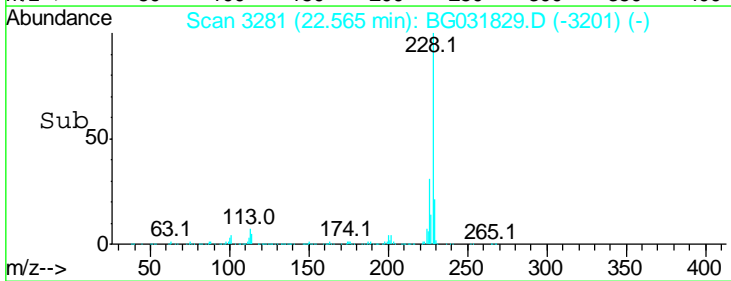
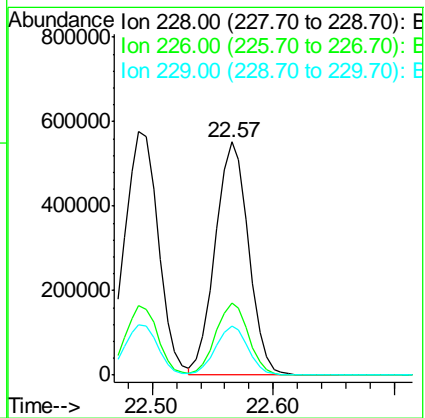
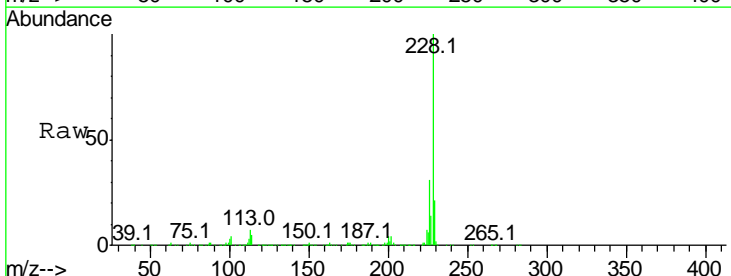
Instrument :
 BNA_G
 ClientSampled :

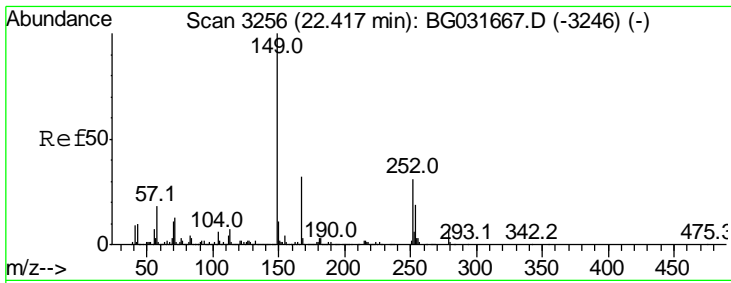
Tgt Ion	Resp	Lower	Upper
252	100		
254	62.7	50.8	76.2
126	7.0	7.4	11.2#



#82
 Chrysene
 Concen: 42.237 ng
 RT: 22.57 min Scan# 3281
 Delta R.T. -0.06 min
 Lab File: BG031829.D
 Acq: 28 Dec 2017 17:34

Tgt Ion	Resp	Lower	Upper
228	100		
226	30.8	24.9	37.3
229	20.9	15.0	22.4

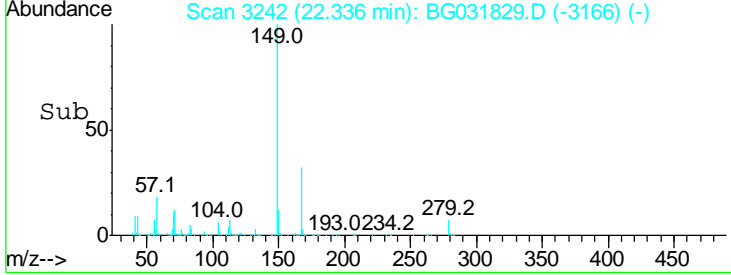
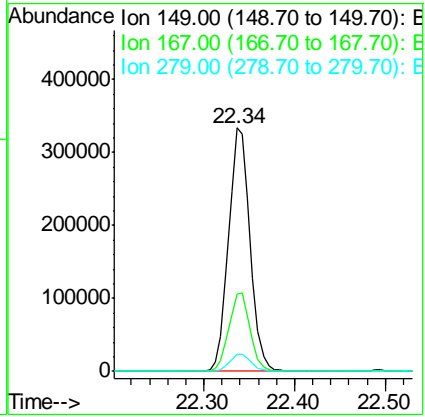
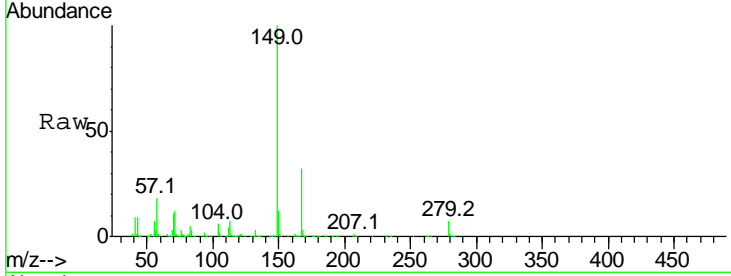




#83
 Bis(2-ethylhexyl)phthalate
 Concen: 42.995 ng
 RT: 22.34 min Scan# 3242
 Delta R.T. -0.08 min
 Lab File: BG031829.D
 Acq: 28 Dec 2017 17:34

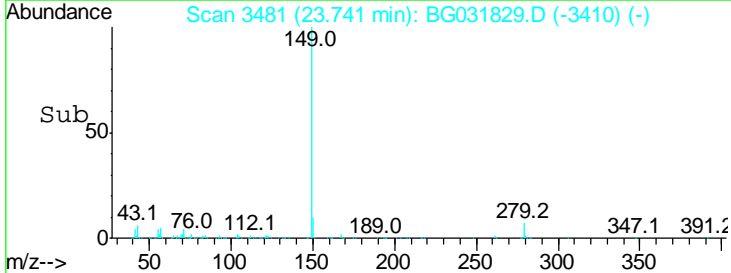
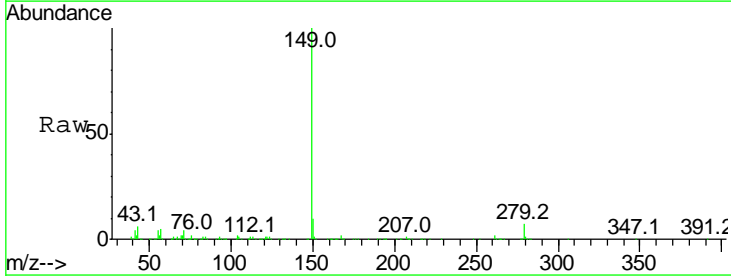
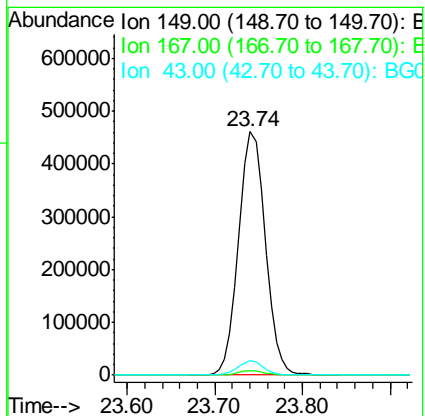
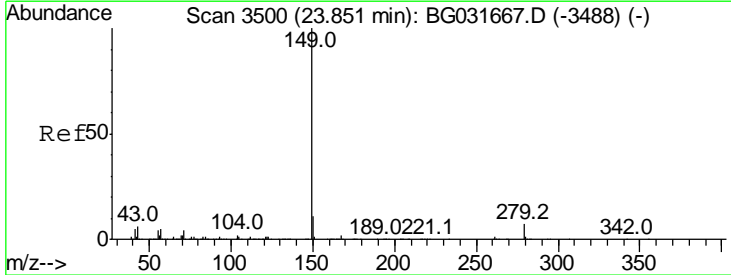
Instrument :
 BNA_G
 ClientSampled :

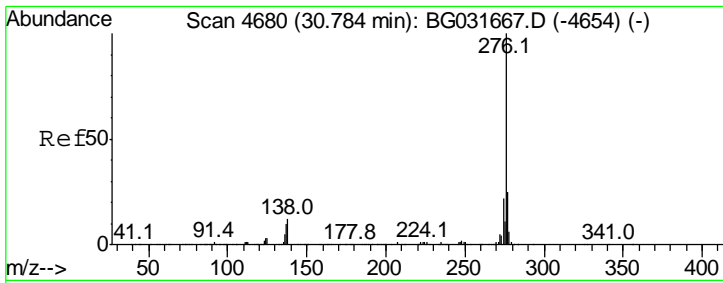
Tgt Ion	Resp	Lower	Upper
149	100		
167	31.6	24.3	36.5
279	7.0	4.0	6.0



#84
 Di-n-octyl phthalate
 Concen: 44.245 ng
 RT: 23.74 min Scan# 3481
 Delta R.T. -0.11 min
 Lab File: BG031829.D
 Acq: 28 Dec 2017 17:34

Tgt Ion	Resp	Lower	Upper
149	100		
167	1.9	1.4	2.0
43	5.6	8.9	13.3

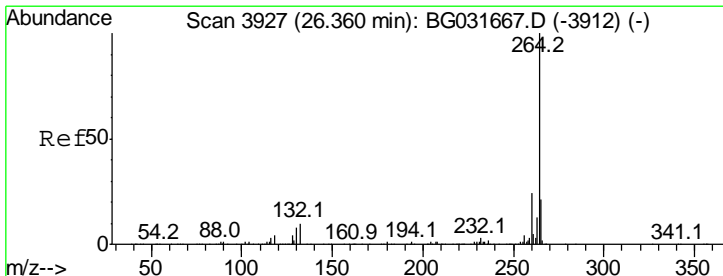
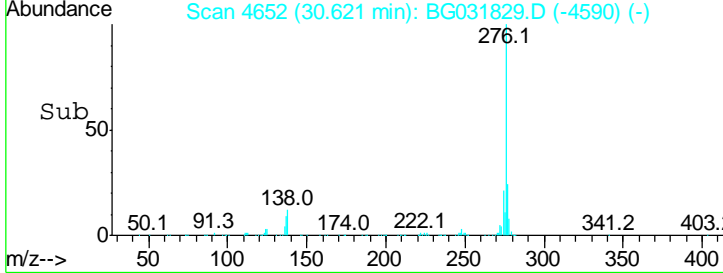
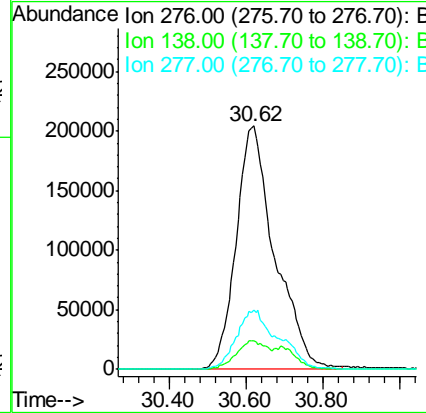
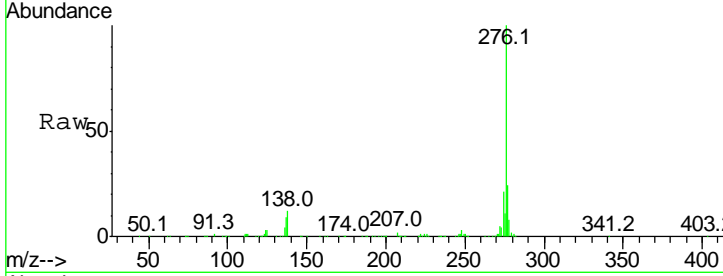




#85
 Indeno(1,2,3-cd)pyrene
 Concen: 44.962 ng
 RT: 30.62 min Scan# 4652
 Delta R.T. -0.16 min
 Lab File: BG031829.D
 Acq: 28 Dec 2017 17:34

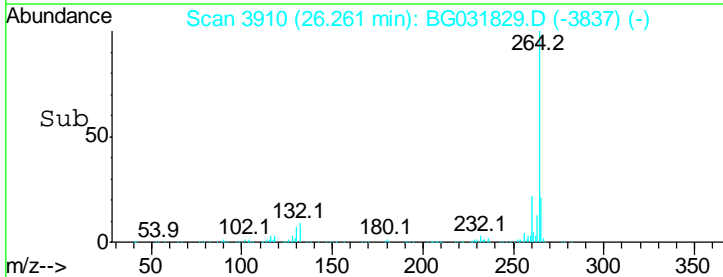
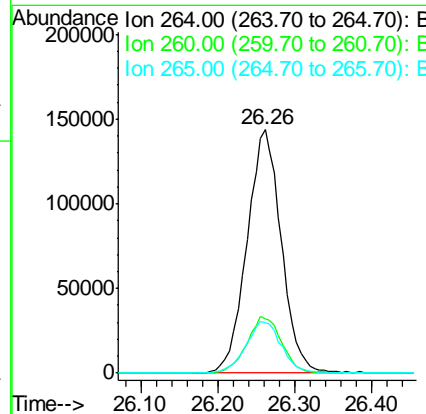
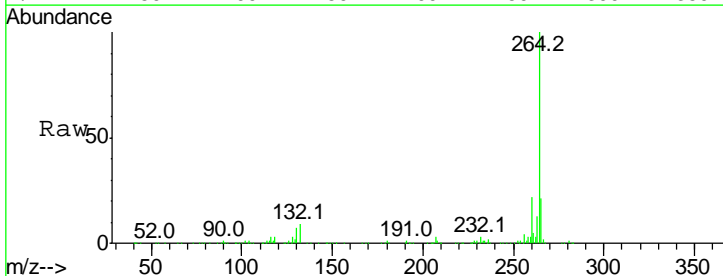
Instrument :
 BNA_G
 ClientSampled :

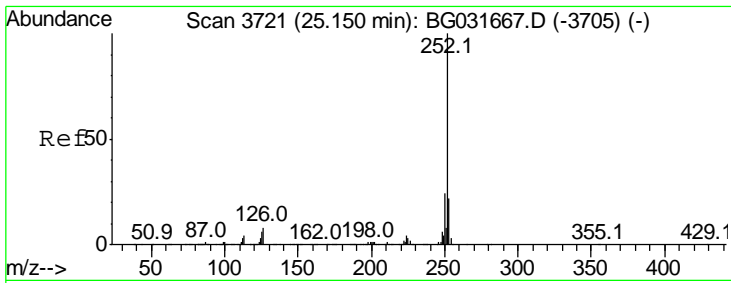
Tgt Ion	Resp	Lower	Upper
276	100		
138	0.0	16.0	24.0#
277	26.4	20.0	30.0



#86
 Perylene-d12
 Concen: 20.000 ng
 RT: 26.26 min Scan# 3910
 Delta R.T. -0.10 min
 Lab File: BG031829.D
 Acq: 28 Dec 2017 17:34

Tgt Ion	Resp	Lower	Upper
264	100		
260	22.2	17.4	26.0
265	20.6	17.7	26.5



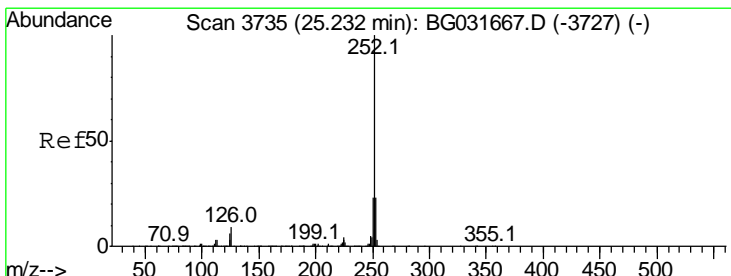
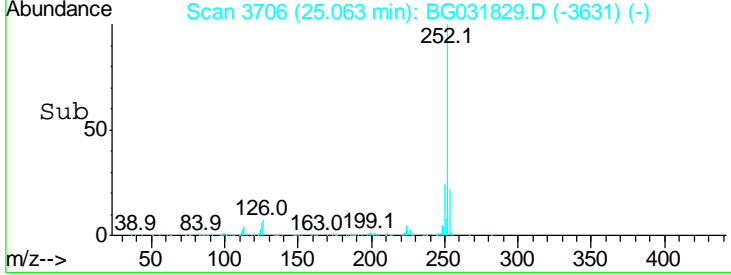
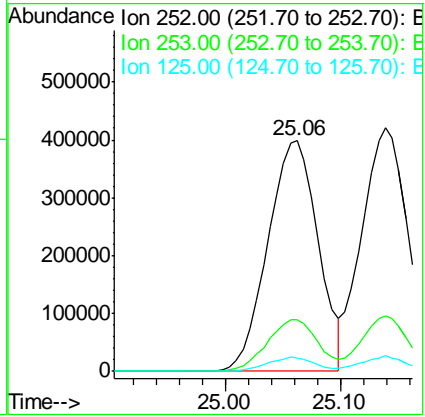
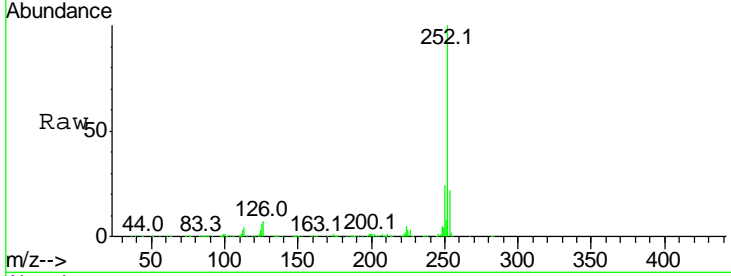


#87
 Benzo(b)fluoranthene
 Concen: 43.543 ng
 RT: 25.06 min Scan# 3706
 Delta R.T. -0.09 min
 Lab File: BG031829.D
 Acq: 28 Dec 2017 17:34

Instrument :
 BNA_G
 ClientSampled :

Tgt Ion:252 Resp: 1206754

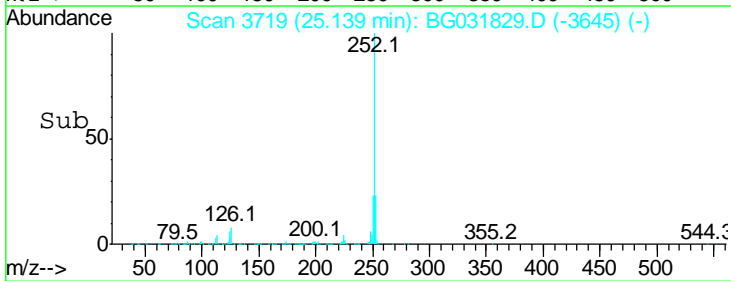
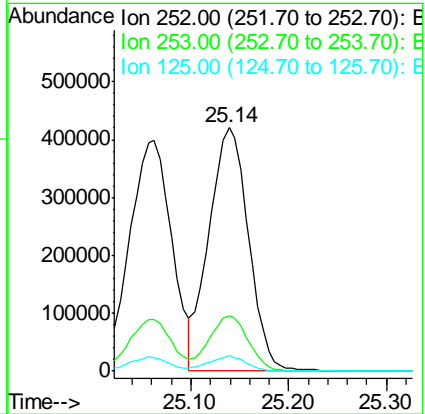
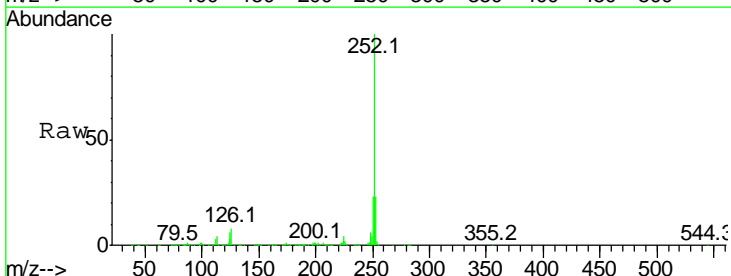
Ion	Ratio	Lower	Upper
252	100		
253	22.1	18.2	27.4
125	5.8	7.2	10.8#

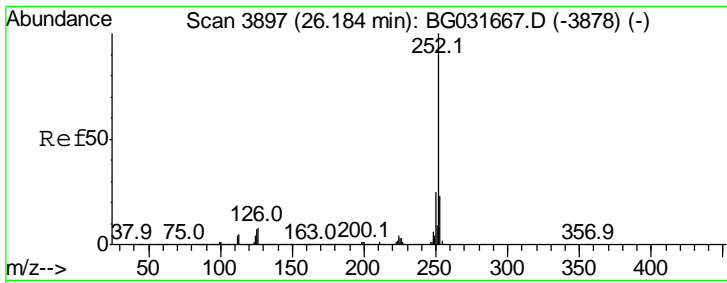


#88
 Benzo(k)fluoranthene
 Concen: 42.369 ng
 RT: 25.14 min Scan# 3719
 Delta R.T. -0.09 min
 Lab File: BG031829.D
 Acq: 28 Dec 2017 17:34

Tgt Ion:252 Resp: 1175130

Ion	Ratio	Lower	Upper
252	100		
253	23.0	17.4	26.2
125	6.2	6.6	9.8#



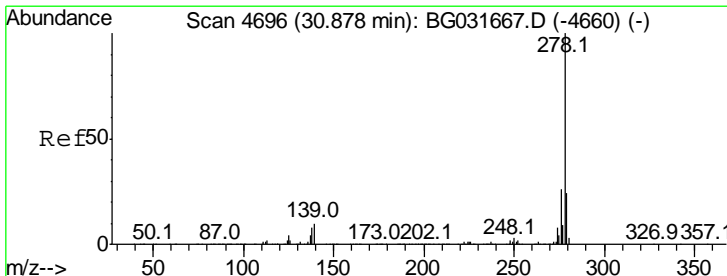
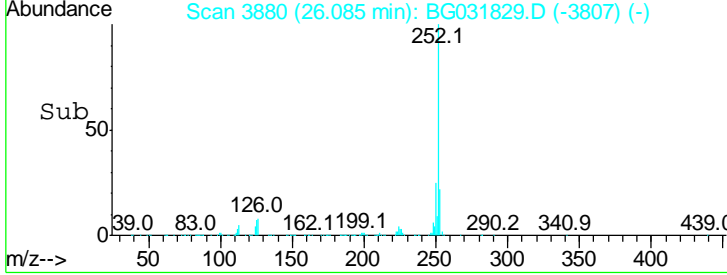
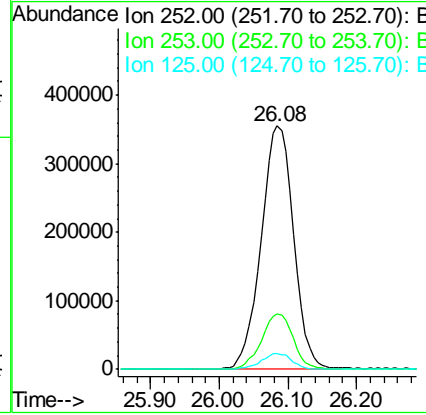
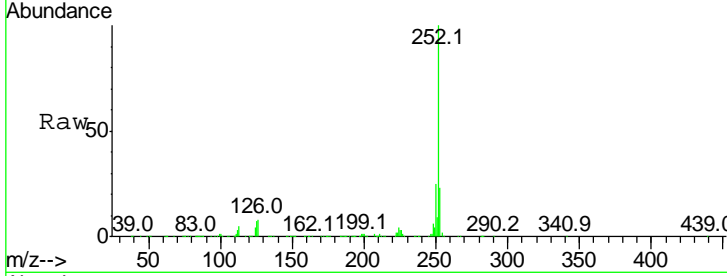


#89
 Benzo(a)pyrene
 Concen: 44.107 ng
 RT: 26.08 min Scan# 3880
 Delta R.T. -0.10 min
 Lab File: BG031829.D
 Acq: 28 Dec 2017 17:34

Instrument :
 BNA_G
 ClientSampled :

Tgt Ion: 252 Resp: 1170701

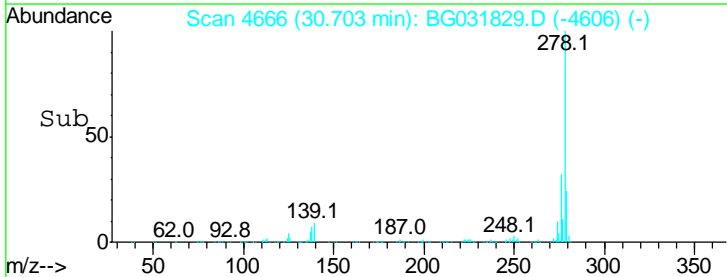
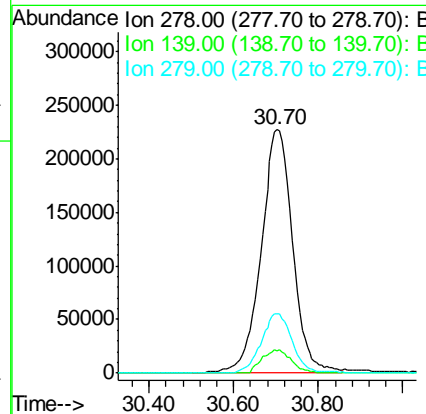
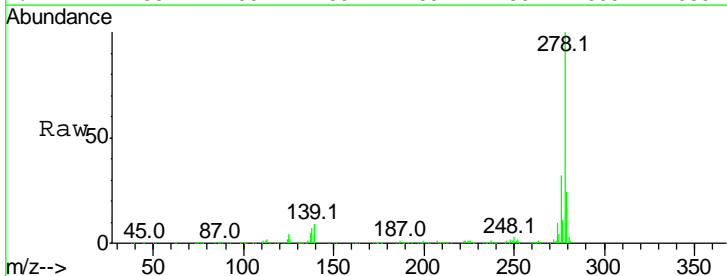
Ion	Ratio	Lower	Upper
252	100		
253	22.5	18.3	27.5
125	6.7	7.3	10.9#

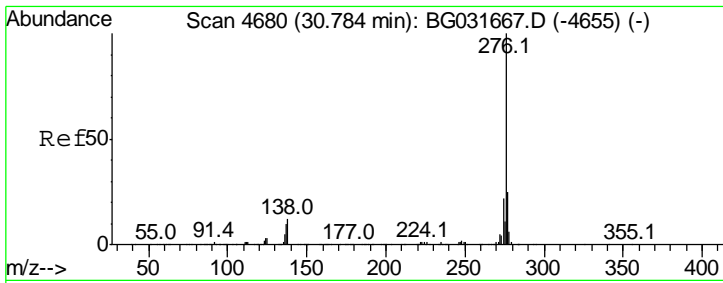


#90
 Dibenzo(a,h)anthracene
 Concen: 42.973 ng
 RT: 30.70 min Scan# 4666
 Delta R.T. -0.18 min
 Lab File: BG031829.D
 Acq: 28 Dec 2017 17:34

Tgt Ion: 278 Resp: 1177991

Ion	Ratio	Lower	Upper
278	100		
139	8.9	9.8	14.6#
279	24.5	18.4	27.6





#91
 Benzo(a,h,i)perylene
 Concen: 44.144 ng
 RT: 30.62 min Scan# 4652
 Delta R.T. -0.16 min
 Lab File: BG031829.D
 Acq: 28 Dec 2017 17:34

Instrument :
 BNA_G
 ClientSampled :

Tot Ion: 276 Resp: 1428725

Ion	Ratio	Lower	Upper
276	100		
277	24.3	18.3	27.5
138	11.7	13.9	20.9#

