

Data Path : Z:\HPCHEM1\BNA_G\Data\BG122917\
 Data File : BG031857.D
 Acq On : 29 Dec 2017 16:58
 Operator : SJ/JU
 Sample : IDOC-01 RJ
 Misc :
 ALS Vial : 7 Sample Multiplier: 1

Instrument :
 BNA_G
 ClientSampleId :
 IDOC-01 RJ

Quant Time: Dec 29 17:51:45 2017
 Quant Method : Z:\HPCHEM1\BNA_G\METHODS\8270-BG122117.M
 Quant Title : ASP BNA STANDARDS FOR 5 POINT CALIBRATION
 QLast Update : Fri Dec 29 15:51:46 2017
 Response via : Initial Calibration

Internal Standards	R.T.	QIon	Response	Conc	Units	Dev(Min)
1) 1,4-Dichlorobenzene-d4	8.79	152	51958	20.00	ng	0.00
21) Naphthalene-d8	11.67	136	226667	20.00	ng	0.00
38) Acenaphthene-d10	15.42	164	156804	20.00	ng	0.00
63) Phenanthrene-d10	18.15	188	391215	20.00	ng	-0.01
75) Chrysene-d12	22.50	240	436686	20.00	ng	-0.01
86) Perylene-d12	26.23	264	468355	20.00	ng	-0.03

System Monitoring Compounds

5) 2-Fluorophenol	6.21	112	357543	125.34	ng	0.00
7) Phenol-d6	7.89	99	477549	128.94	ng	0.00
23) Nitrobenzene-d5	9.99	82	260102	86.65	ng	0.00
41) 2,4,6-Tribromophenol	16.90	330	317209	132.58	ng	0.00
44) 2-Fluorobiphenyl	14.05	172	946744	75.78	ng	0.00
78) Terphenyl-d14	20.68	244	1627982	85.17	ng	-0.01

Target Compounds

Target Compounds	R.T.	QIon	Response	Conc	Units	Qvalue
2) 1,4-Dioxane	3.86	88	31200	29.505	ng	# 72
3) Pyridine	4.32	79	29098	10.294	ng	# 71
4) n-Nitrosodimethylamine	4.22	42	37470	32.851	ng	# 71
6) Aniline	8.08	93	77259	16.213	ng	89
8) 2-Chlorophenol	8.34	128	129322	39.082	ng	# 81
9) Benzaldehyde	7.88	77	37412	16.776	ng	80
10) Phenol	7.92	94	150793	40.327	ng	89
11) bis(2-Chloroethyl)ether	8.17	93	102549	33.022	ng	84
12) 1,3-Dichlorobenzene	8.67	146	141225	34.368	ng	# 93
13) 1,4-Dichlorobenzene	8.82	146	141236	33.646	ng	95
14) 1,2-Dichlorobenzene	9.16	146	134982	33.937	ng	97
15) Benzyl Alcohol	9.02	79	103835	37.346	ng	95
16) 2,2'-oxybis(1-Chloropropan	9.31	45	108175	42.775	ng	84
17) 2-Methylphenol	9.22	107	106535	39.819	ng	95
18) Hexachloroethane	9.91	117	43773	34.430	ng	90
19) n-Nitroso-di-n-propylamine	9.60	70	83513	33.017	ng	# 82
20) 3+4-Methylphenols	9.55	107	148661	39.095	ng	95
22) Acetophenone	9.63	105	186685	35.450	ng	# 86
24) Nitrobenzene	10.03	77	118348	38.254	ng	# 86
25) Isophorone	10.55	82	237626	36.774	ng	# 87
26) 2-Nitrophenol	10.76	139	76900	47.409	ng	# 82
27) 2,4-Dimethylphenol	10.79	122	136018	39.849	ng	87
28) bis(2-Chloroethoxy)methane	11.03	93	151687	34.984	ng	# 94
29) 2,4-Dichlorophenol	11.30	162	159422	39.785	ng	91
30) 1,2,4-Trichlorobenzene	11.53	180	162846	33.284	ng	98
31) Naphthalene	11.73	128	399227	34.899	ng	99
32) Benzoic acid	10.86	122	31965	18.512	ng	# 80
33) 4-Chloroaniline	11.81	127	95419	18.736	ng	# 90
34) Hexachlorobutadiene	11.99	225	109826	32.697	ng	96
35) Caprolactam	12.56	113	43643	35.931	ng	# 44
36) 4-Chloro-3-methylphenol	12.88	107	147905	39.966	ng	# 82
37) 2-Methylnaphthalene	13.50	142	321915	34.714	ng	90
39) 1,2,4,5-Tetrachlorobenzene	13.64	216	227740	34.481	ng	# 96
40) Hexachlorocyclopentadiene	13.61	237	248941	71.448	ng	91

Data Path : Z:\HPCHEM1\BNA_G\Data\BG122917\
 Data File : BG031857.D
 Acq On : 29 Dec 2017 16:58
 Operator : SJ/JU
 Sample : IDOC-01 RJ
 Misc :
 ALS Vial : 7 Sample Multiplier: 1

Instrument :
 BNA_G
 ClientSampleId :
 IDOC-01 RJ

Quant Time: Dec 29 17:51:45 2017
 Quant Method : Z:\HPCHEM1\BNA_G\METHODS\8270-BG122117.M
 Quant Title : ASP BNA STANDARDS FOR 5 POINT CALIBRATION
 QLast Update : Fri Dec 29 15:51:46 2017
 Response via : Initial Calibration

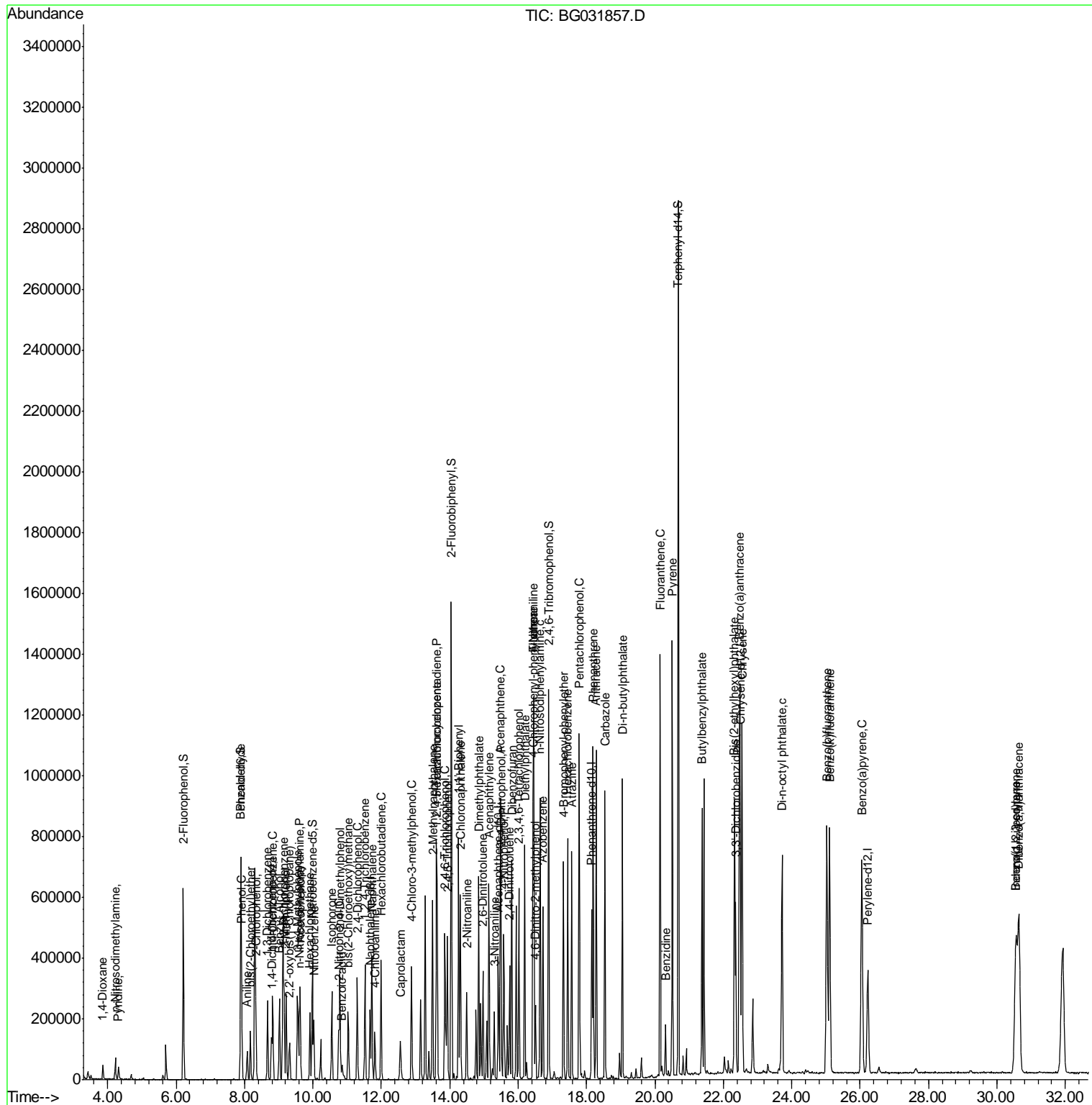
Internal Standards	R.T.	QIon	Response	Conc	Units	Dev(Min)
42) 2,4,6-Trichlorophenol	13.86	196	148835	39.085	ng	98
43) 2,4,5-Trichlorophenol	13.93	196	160479	38.028	ng #	90
45) 1,1'-Biphenyl	14.26	154	484622	36.186	ng	98
46) 2-Chloronaphthalene	14.31	162	365582	35.788	ng	95
47) 2-Nitroaniline	14.50	65	77973	44.196	ng #	63
48) Acenaphthylene	15.15	152	555185	33.972	ng	98
49) Dimethylphthalate	14.85	163	539491	39.054	ng	98
50) 2,6-Dinitrotoluene	14.97	165	109086	42.927	ng #	62
51) Acenaphthene	15.49	154	407214	38.046	ng	97
52) 3-Nitroaniline	15.30	138	78174	31.531	ng #	71
53) 2,4-Dinitrophenol	15.50	184	115971	104.807	ng #	69
54) Dibenzofuran	15.81	168	585261	35.672	ng	97
55) 4-Nitrophenol	15.58	139	176393	87.414	ng #	70
56) 2,4-Dinitrotoluene	15.75	165	157402	48.170	ng #	61
57) Fluorene	16.46	166	467515	35.076	ng	97
58) 2,3,4,6-Tetrachlorophenol	16.02	232	169134	41.079	ng #	85
59) Diethylphthalate	16.19	149	471439	35.015	ng	96
60) 4-Chlorophenyl-phenylether	16.43	204	280640	34.412	ng	92
61) 4-Nitroaniline	16.46	138	99241	41.019	ng	82
62) Azobenzene	16.73	77	307765	35.643	ng	82
64) 4,6-Dinitro-2-methylphenol	16.51	198	84091	44.844	ng #	68
65) n-Nitrosodiphenylamine	16.64	169	441059	33.945	ng	98
66) 4-Bromophenyl-phenylether	17.32	248	201330	35.588	ng	92
67) Hexachlorobenzene	17.45	284	211218	36.523	ng #	88
68) Atrazine	17.57	200	189176	37.444	ng	99
69) Pentachlorophenol	17.79	266	282398	70.994	ng	98
70) Phenanthrene	18.19	178	792942	35.815	ng	99
71) Anthracene	18.28	178	813222	36.413	ng	99
72) Carbazole	18.54	167	710014	35.919	ng	100
73) Di-n-butylphthalate	19.05	149	799538	36.396	ng	99
74) Fluoranthene	20.15	202	992028	36.518	ng	97
76) Benzidine	20.31	184	111479	8.271	ng	99
77) Pyrene	20.51	202	998621	35.800	ng	98
79) Butylbenzylphthalate	21.37	149	352383	37.632	ng #	76
80) Benzo(a)anthracene	22.47	228	1001708	36.061	ng	99
81) 3,3'-Dichlorobenzidine	22.36	252	268200	24.902	ng #	98
82) Chrysene	22.55	228	935942	35.611	ng	99
83) Bis(2-ethylhexyl)phthalate	22.32	149	493683	36.390	ng #	98
84) Di-n-octyl phthalate	23.72	149	834898	36.542	ng #	87
85) Indeno(1,2,3-cd)pyrene	30.56	276	1244355	36.905	ng #	89
87) Benzo(b)fluoranthene	25.03	252	1062890	36.560	ng #	97
88) Benzo(k)fluoranthene	25.11	252	996950	34.265	ng #	98
89) Benzo(a)pyrene	26.05	252	1018069	36.564	ng #	98
90) Dibenzo(a,h)anthracene	30.64	278	1034295	35.967	ng	96
91) Benzo(g,h,i)perylene	30.56	276	1244355	36.651	ng #	93

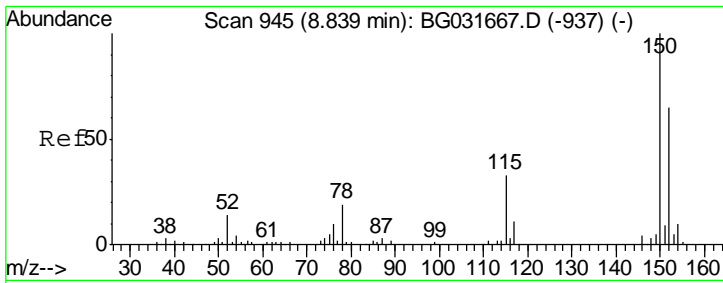
(#) = qualifier out of range (m) = manual integration (+) = signals summed

Data Path : Z:\HPCHEM1\BNA_G\Data\BG122917\
 Data File : BG031857.D
 Acq On : 29 Dec 2017 16:58
 Operator : SJ/JU
 Sample : IDOC-01 RJ
 Misc :
 ALS Vial : 7 Sample Multiplier: 1

Instrument :
 BNA_G
 Client Sampled :
 IDOC-01 RJ

Quant Time: Dec 29 17:51:45 2017
 Quant Method : Z:\HPCHEM1\BNA_G\METHODS\8270-BG122117.M
 Quant Title : ASP BNA STANDARDS FOR 5 POINT CALIBRATION
 QLast Update : Fri Dec 29 15:51:46 2017
 Response via : Initial Calibration

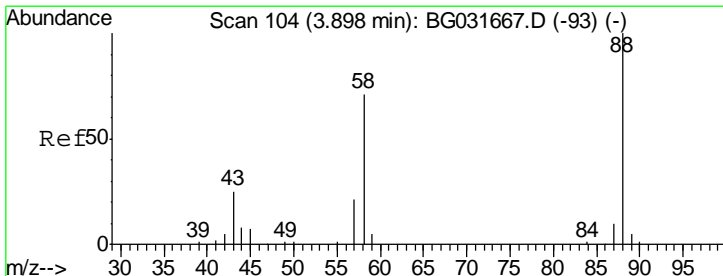
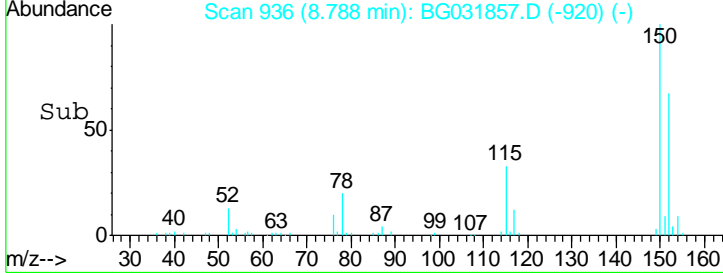
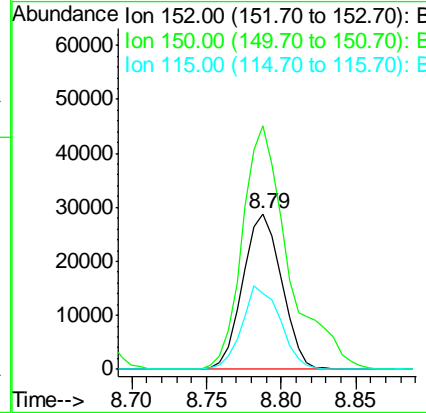
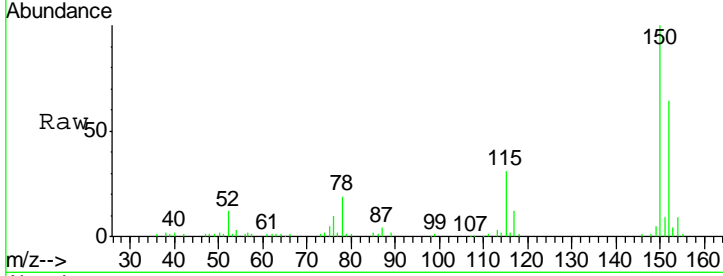




#1
 1,4-Dichlorobenzene-d4
 Concen: 20.000 ng
 RT: 8.79 min Scan# 936
 Delta R.T. -0.00 min
 Lab File: BG031857.D
 Acq: 29 Dec 2017 16:58

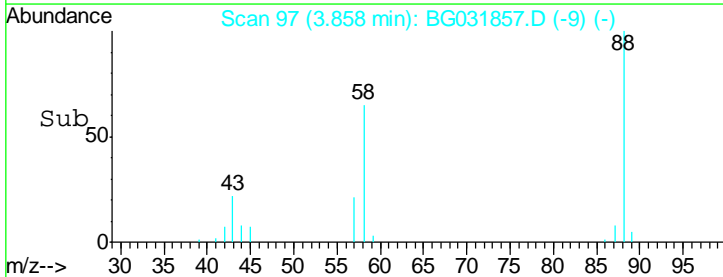
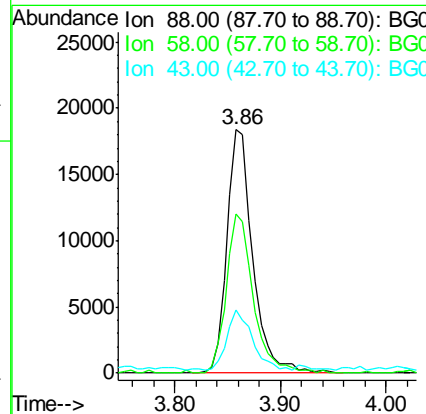
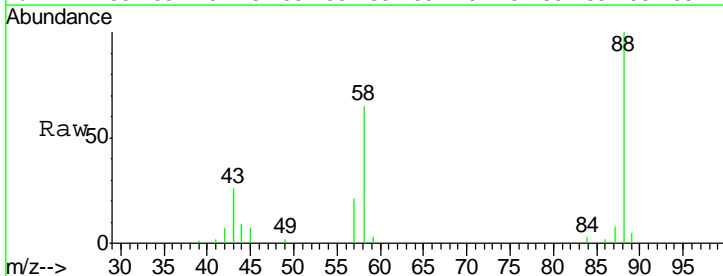
Instrument :
 BNA_G
ClientSampleId :
 IDOC-01 RJ

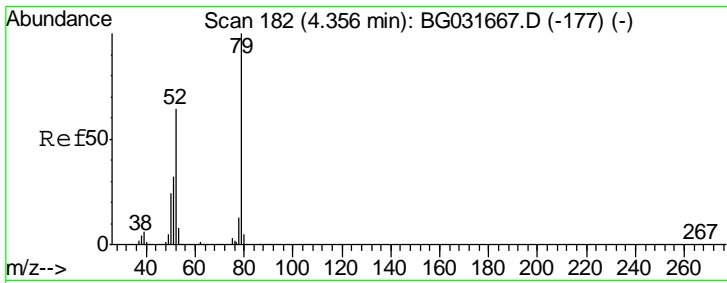
Tgt Ion	Resp	Lower	Upper
152	100		
150	156.7	126.6	189.8
115	48.6	53.0	79.4#



#2
 1,4-Dioxane
 Concen: 29.505 ng
 RT: 3.86 min Scan# 97
 Delta R.T. -0.01 min
 Lab File: BG031857.D
 Acq: 29 Dec 2017 16:58

Tgt Ion	Resp	Lower	Upper
88	100		
58	68.3	79.6	119.4#
43	24.2	27.4	41.0#

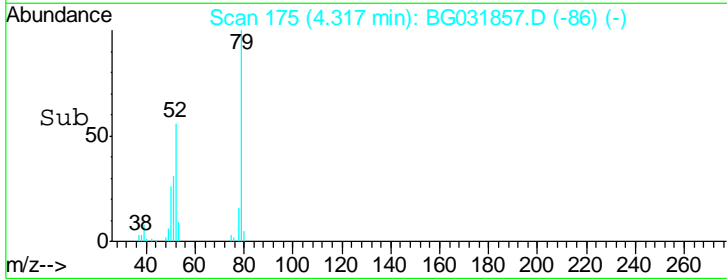
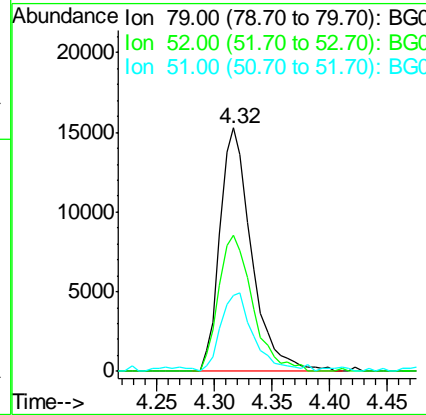
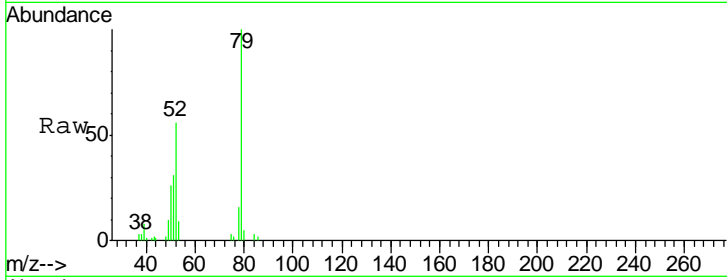




#3
 Pyridine
 Concen: 10.294 ng
 RT: 4.32 min Scan# 175
 Delta R.T. -0.00 min
 Lab File: BG031857.D
 Acq: 29 Dec 2017 16:58

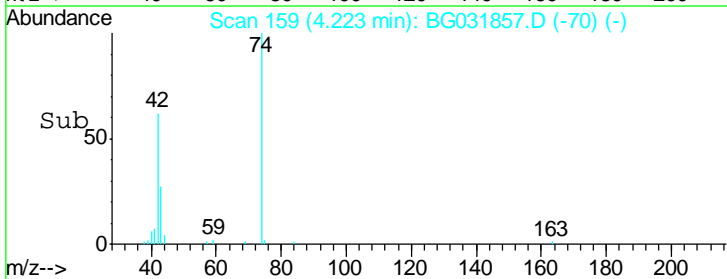
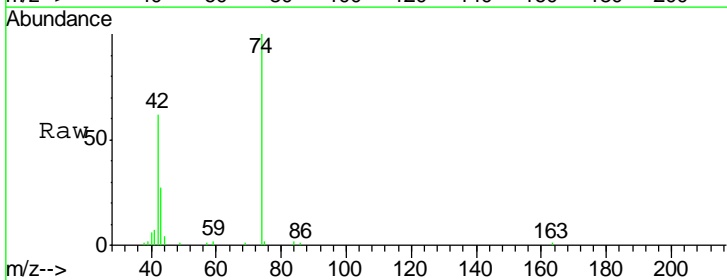
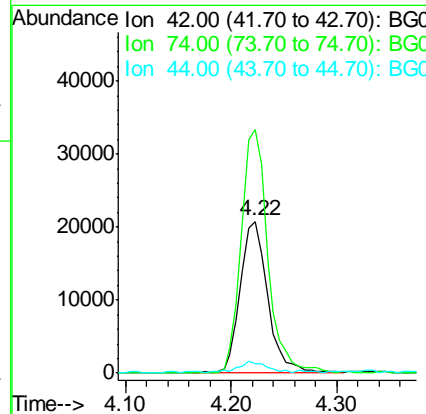
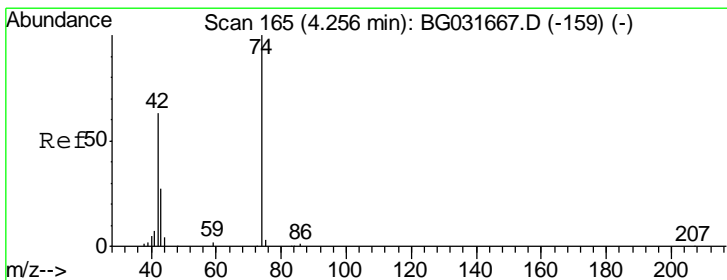
Instrument :
 BNA_G
 ClientSampleId :
 IDOC-01 RJ

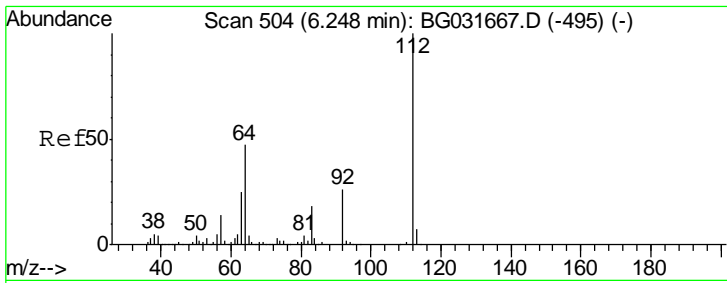
Tgt Ion	Resp	Lower	Upper
79	100		
52	56.0	69.9	104.9#
51	31.1	34.0	51.0#



#4
 n-Nitrosodimethylamine
 Concen: 32.851 ng
 RT: 4.22 min Scan# 159
 Delta R.T. -0.00 min
 Lab File: BG031857.D
 Acq: 29 Dec 2017 16:58

Tgt Ion	Resp	Lower	Upper
42	100		
74	160.7	102.5	153.7#
44	6.2	18.9	28.3#

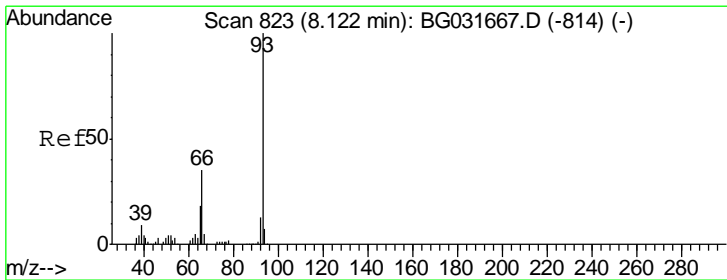
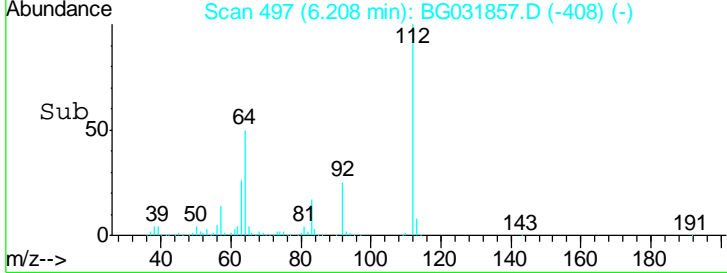
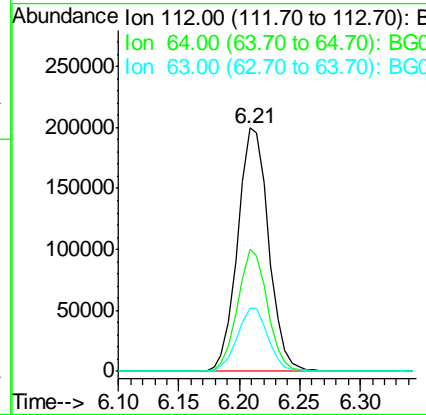
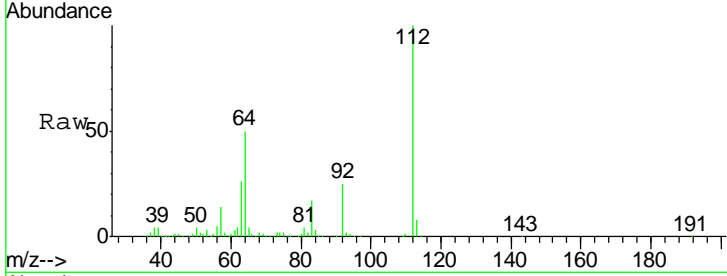




#5
 2-Fluorophenol
 Concen: 125.336 ng
 RT: 6.21 min Scan# 497
 Delta R.T. -0.00 min
 Lab File: BG031857.D
 Acq: 29 Dec 2017 16:58

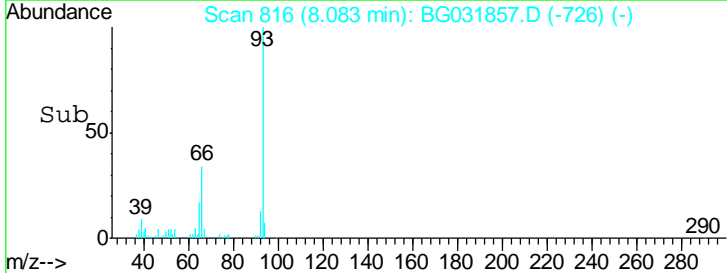
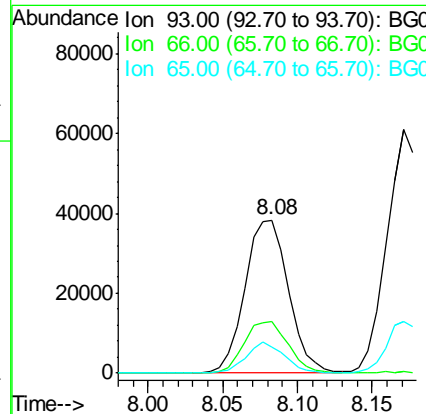
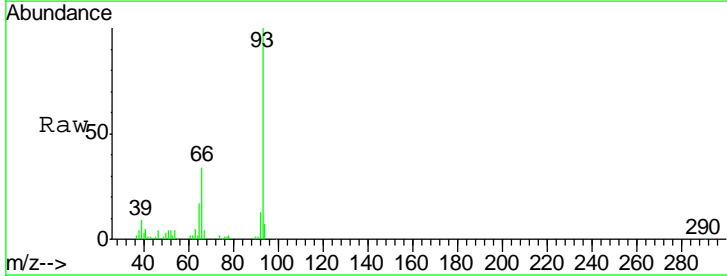
Instrument :
 BNA_G
ClientSampled :
 IDOC-01 RJ

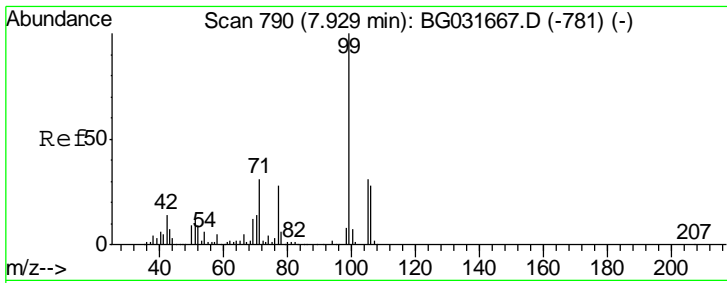
Tgt Ion	Resp	Lower	Upper
112	100		
64	50.4	56.3	84.5#
63	25.8	30.1	45.1#



#6
 Aniline
 Concen: 16.213 ng
 RT: 8.08 min Scan# 816
 Delta R.T. 0.00 min
 Lab File: BG031857.D
 Acq: 29 Dec 2017 16:58

Tgt Ion	Resp	Lower	Upper
93	100		
66	34.0	33.7	50.5
65	17.0	16.1	24.1

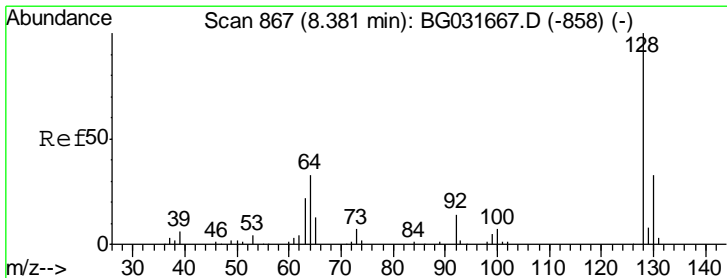
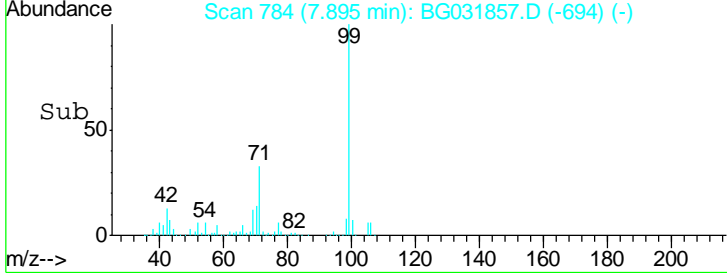
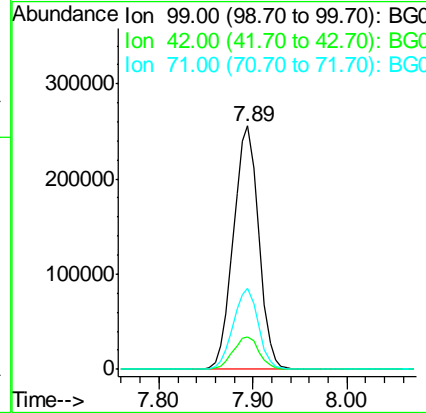
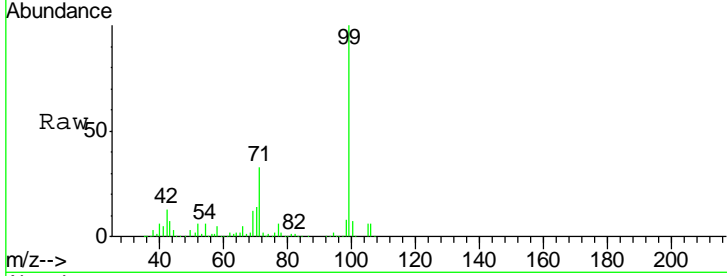




#7
 Phenol-d6
 Concen: 128.938 ng
 RT: 7.89 min Scan# 784
 Delta R.T. 0.00 min
 Lab File: BG031857.D
 Acq: 29 Dec 2017 16:58

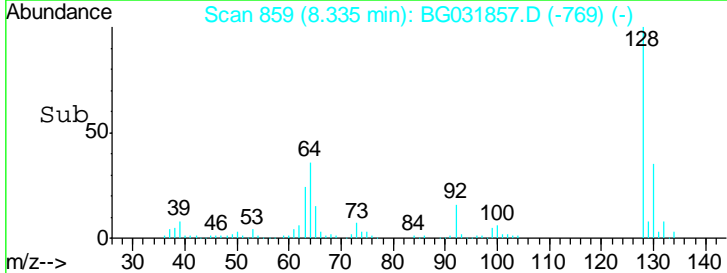
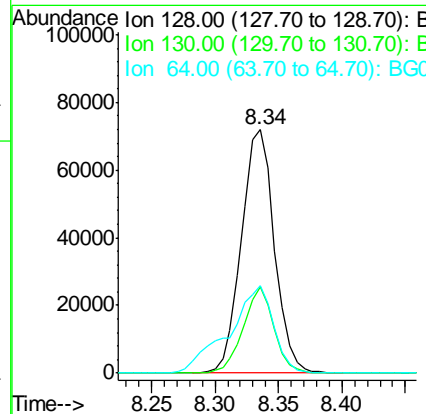
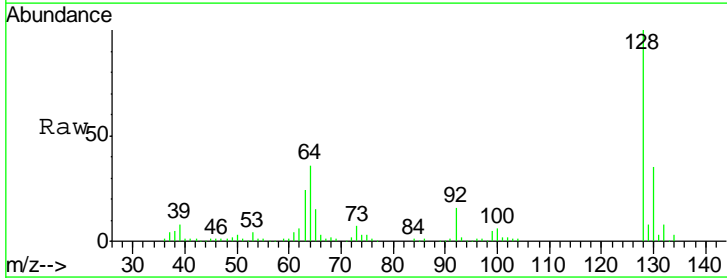
Instrument :
 BNA_G
ClientSampled :
 IDOC-01 RJ

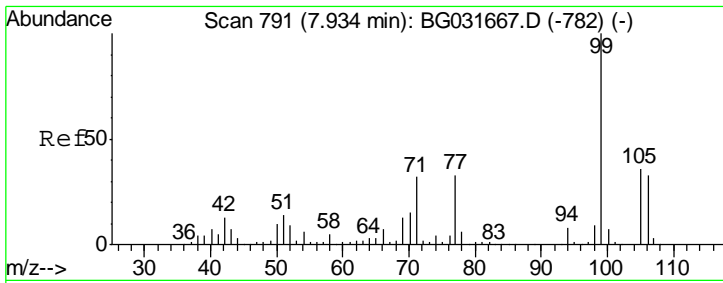
Tgt Ion	Resp	Lower	Upper
99	477549		
42	13.4	14.1	21.1#
71	33.5	26.1	39.1



#8
 2-Chlorophenol
 Concen: 39.082 ng
 RT: 8.34 min Scan# 859
 Delta R.T. 0.00 min
 Lab File: BG031857.D
 Acq: 29 Dec 2017 16:58

Tgt Ion	Resp	Lower	Upper
128	129322		
130	35.4	14.0	54.0
64	35.9	37.7	77.7#

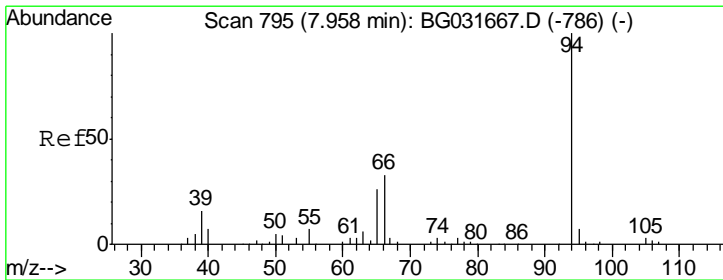
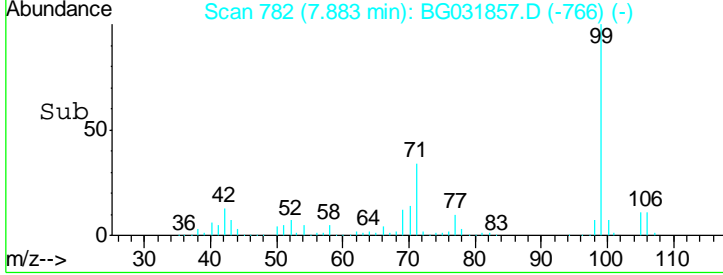
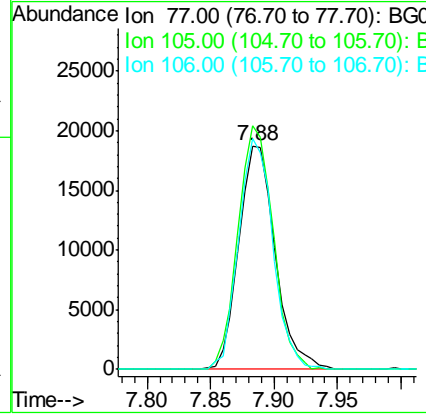
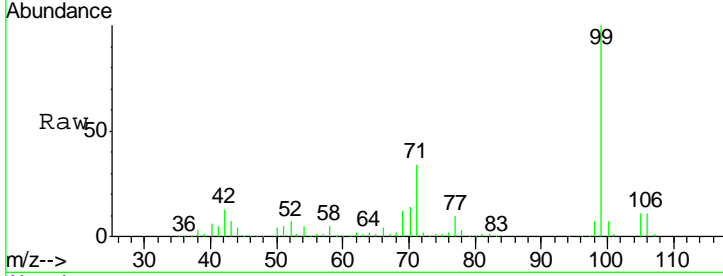




#9
Benzaldehyde
Concen: 16.776 ng
RT: 7.88 min Scan# 782
Delta R.T. -0.00 min
Lab File: BG031857.D
Acq: 29 Dec 2017 16:58

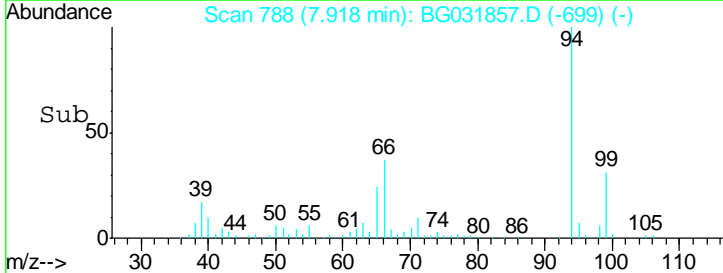
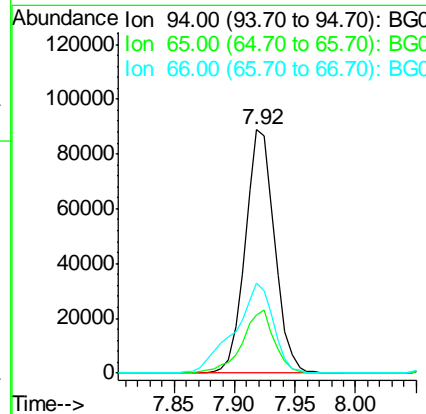
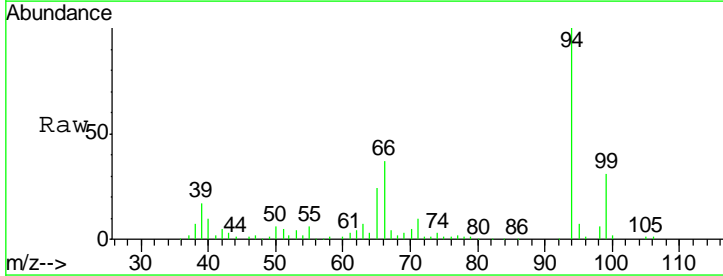
Instrument :
BNA_G
ClientSampled :
IDOC-01 RJ

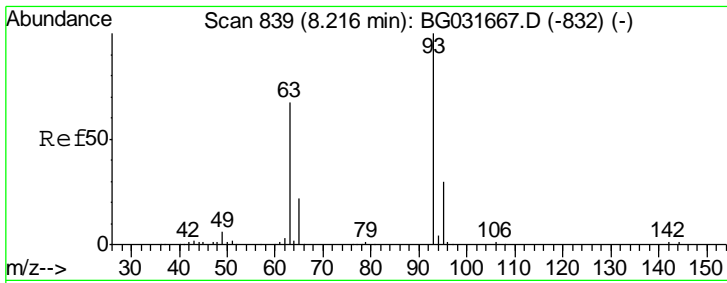
Tgt Ion	Resp	Lower	Upper
77	100		
105	108.9	71.3	111.3
106	103.5	64.2	104.2



#10
Phenol
Concen: 40.327 ng
RT: 7.92 min Scan# 788
Delta R.T. -0.00 min
Lab File: BG031857.D
Acq: 29 Dec 2017 16:58

Tgt Ion	Resp	Lower	Upper
94	100		
65	24.1	11.9	51.9
66	37.1	22.2	62.2

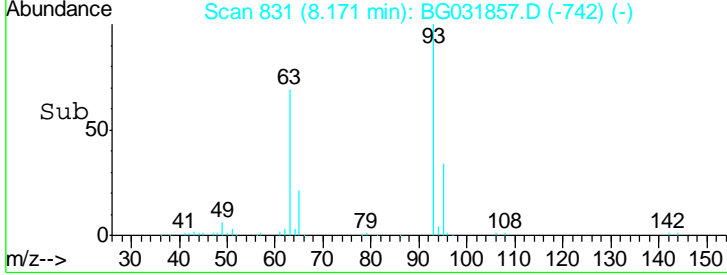
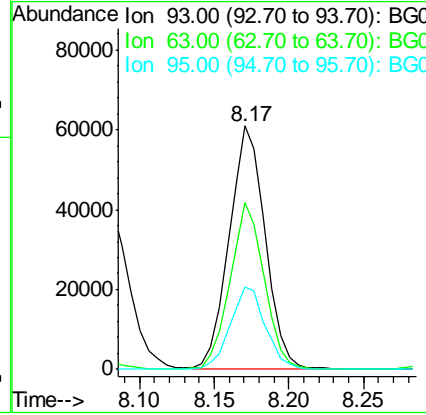
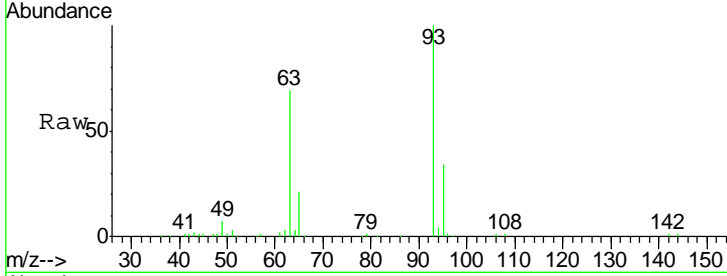




#11
 bis(2-Chloroethyl)ether
 Concen: 33.022 ng
 RT: 8.17 min Scan# 831
 Delta R.T. -0.00 min
 Lab File: BG031857.D
 Acq: 29 Dec 2017 16:58

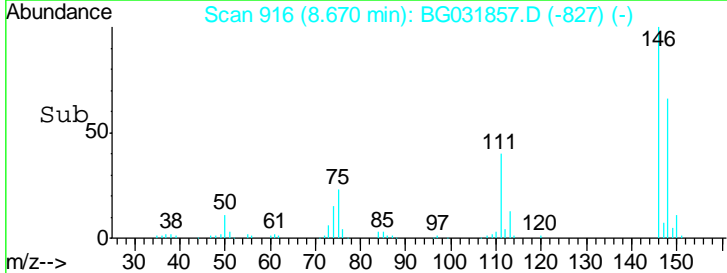
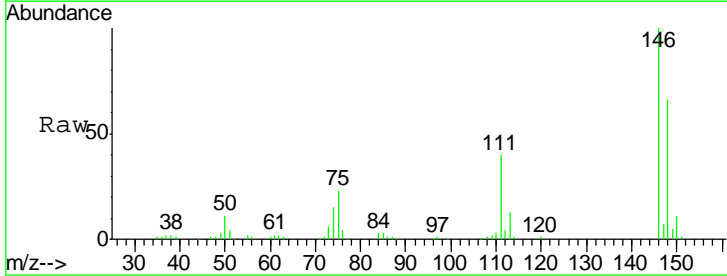
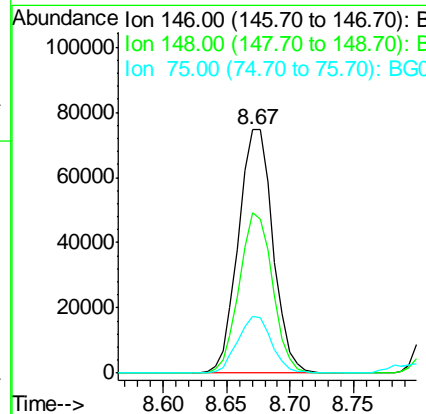
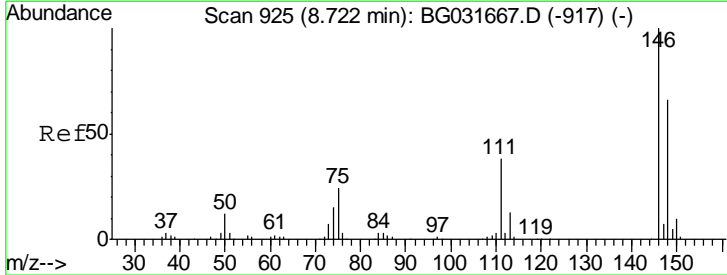
Instrument :
 BNA_G
ClientSampled :
 IDOC-01 RJ

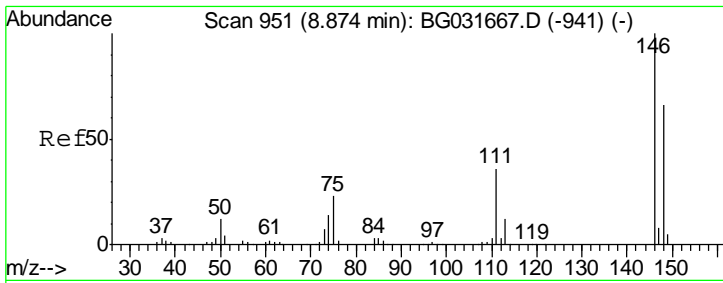
Tgt Ion	Resp	Lower	Upper
93	102549		
63	68.6	67.1	107.1
95	33.9	11.5	51.5



#12
 1,3-Dichlorobenzene
 Concen: 34.368 ng
 RT: 8.67 min Scan# 916
 Delta R.T. -0.00 min
 Lab File: BG031857.D
 Acq: 29 Dec 2017 16:58

Tgt Ion	Resp	Lower	Upper
146	141225		
148	66.1	51.4	77.2
75	23.4	26.6	39.8#

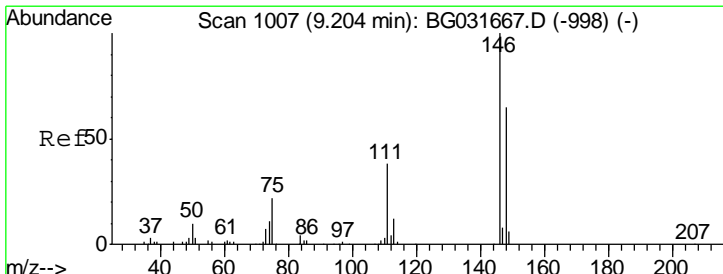
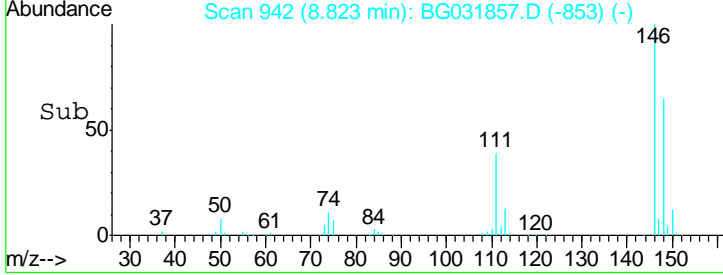
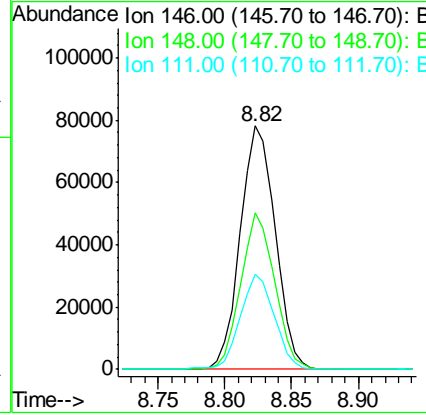
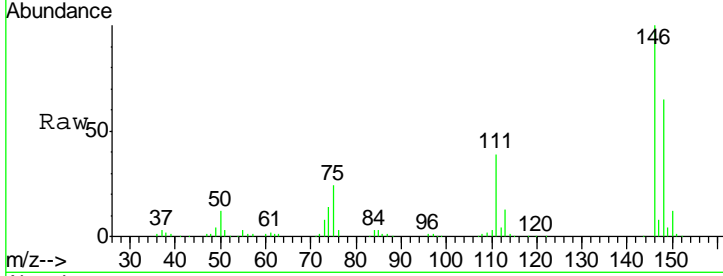




#13
 1,4-Dichlorobenzene
 Concen: 33.646 ng
 RT: 8.82 min Scan# 942
 Delta R.T. -0.00 min
 Lab File: BG031857.D
 Acq: 29 Dec 2017 16:58

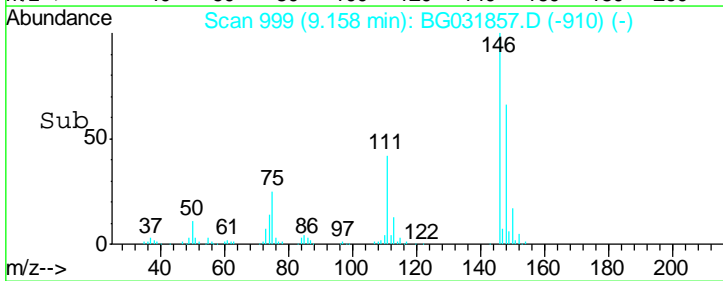
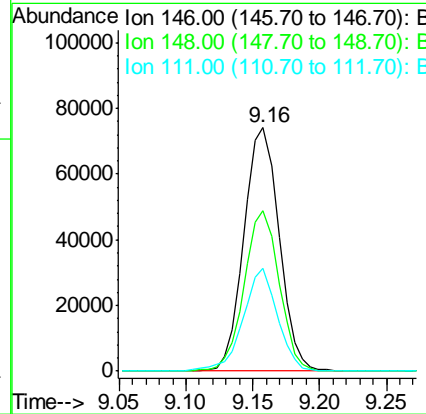
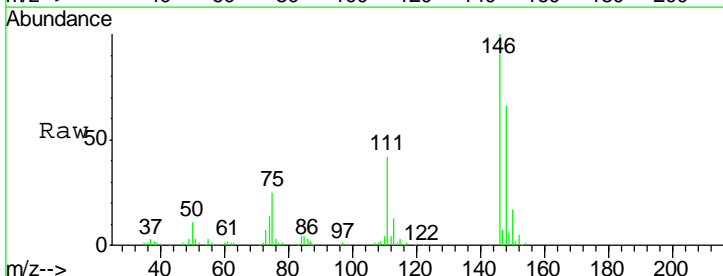
Instrument :
 BNA_G
ClientSampled :
 IDOC-01 RJ

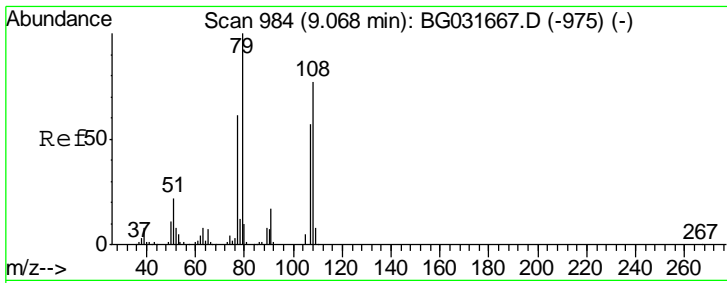
Tgt Ion	Resp	Lower	Upper
146	141236		
148	64.5	53.7	80.5
111	39.3	35.2	52.8



#14
 1,2-Dichlorobenzene
 Concen: 33.937 ng
 RT: 9.16 min Scan# 999
 Delta R.T. -0.00 min
 Lab File: BG031857.D
 Acq: 29 Dec 2017 16:58

Tgt Ion	Resp	Lower	Upper
146	134982		
148	65.7	49.3	73.9
111	42.5	34.3	51.5

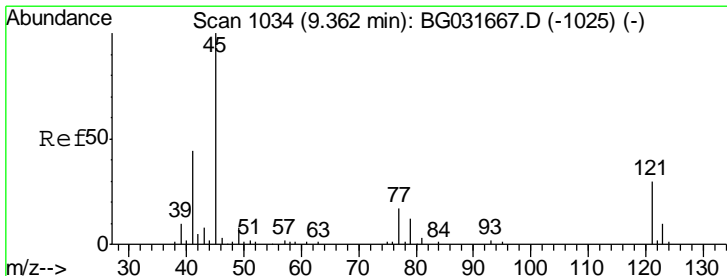
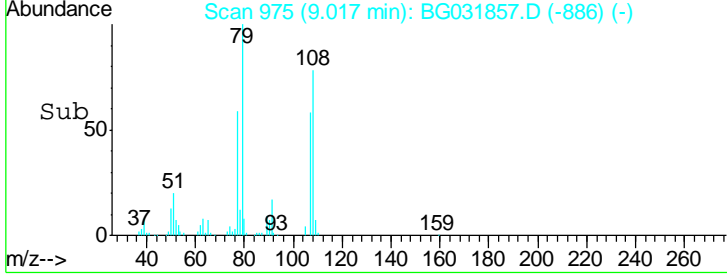
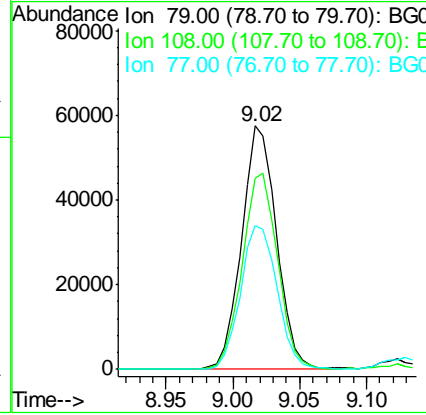
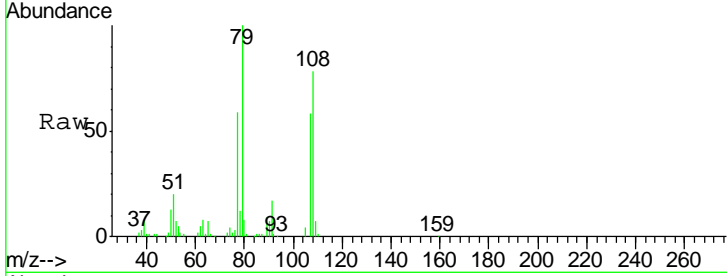




#15
 Benzyl Alcohol
 Concen: 37.346 ng
 RT: 9.02 min Scan# 975
 Delta R.T. -0.00 min
 Lab File: BG031857.D
 Acq: 29 Dec 2017 16:58

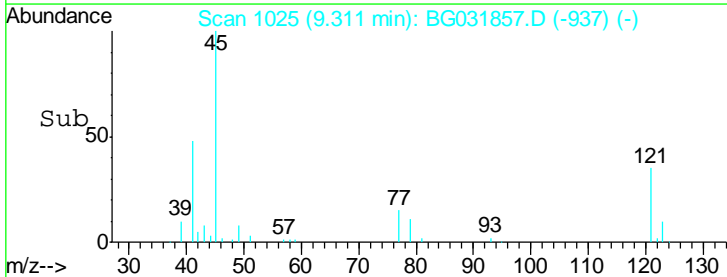
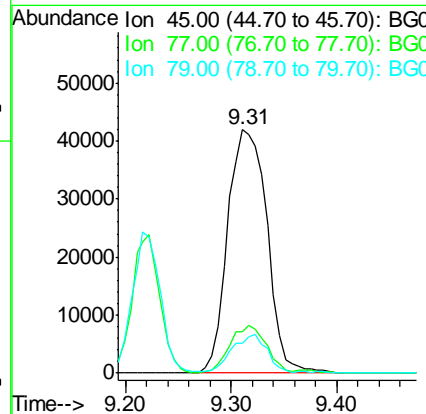
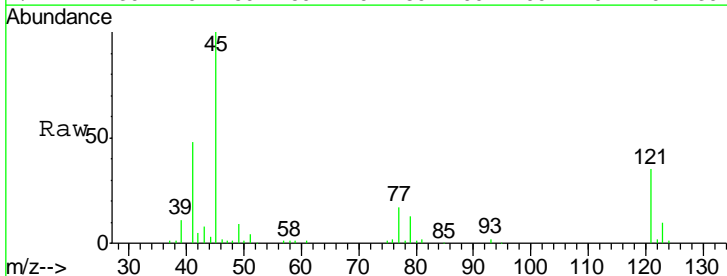
Instrument :
 BNA_G
ClientSampleId :
 IDOC-01 RJ

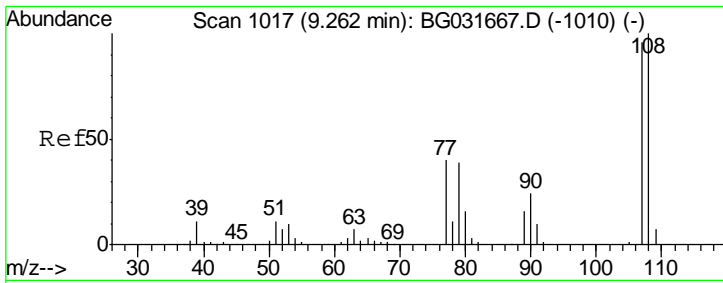
Tgt Ion	Resp	Lower	Upper
79	103835		
108	78.4	57.2	85.8
77	58.8	46.1	69.1



#16
 2,2'-oxybis(1-Chloropropane)
 Concen: 42.775 ng
 RT: 9.31 min Scan# 1025
 Delta R.T. -0.01 min
 Lab File: BG031857.D
 Acq: 29 Dec 2017 16:58

Tgt Ion	Resp	Lower	Upper
45	108175		
77	17.0	0.0	30.2
79	12.5	0.0	27.9

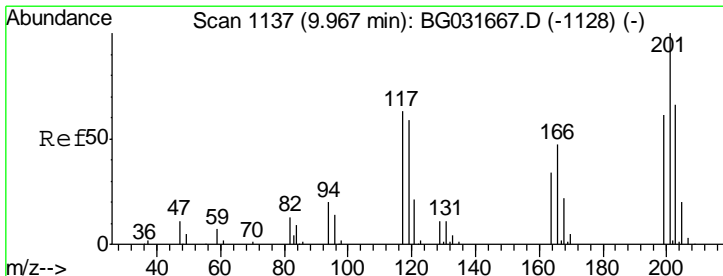
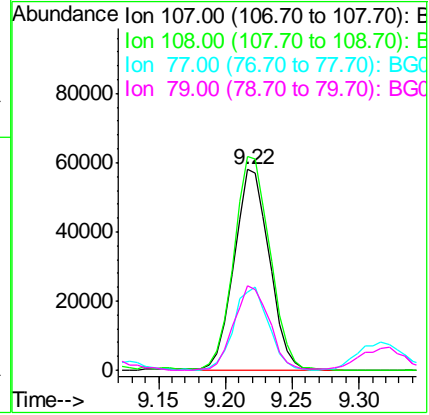
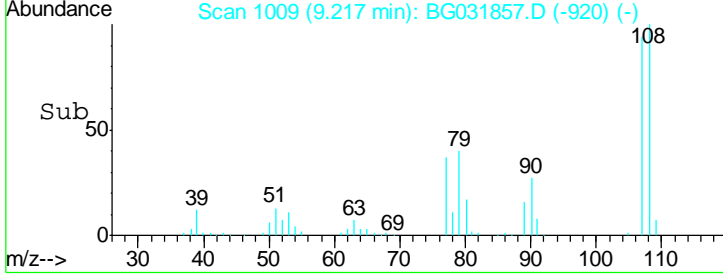
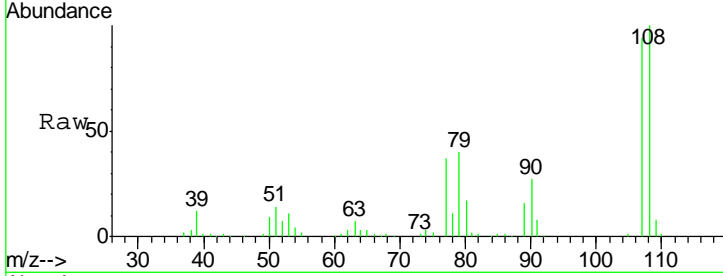




#17
 2-Methylphenol
 Concen: 39.819 ng
 RT: 9.22 min Scan# 1009
 Delta R.T. -0.00 min
 Lab File: BG031857.D
 Acq: 29 Dec 2017 16:58

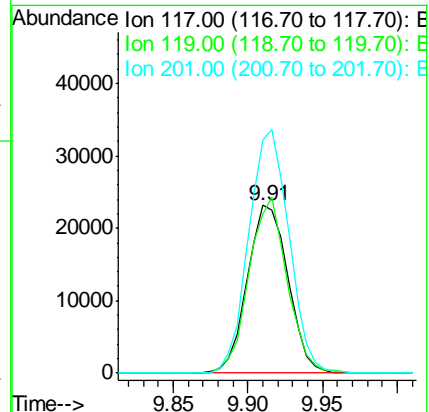
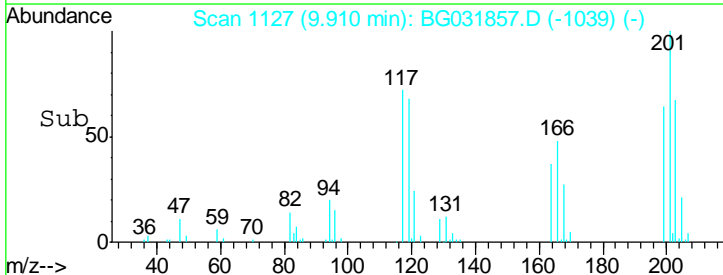
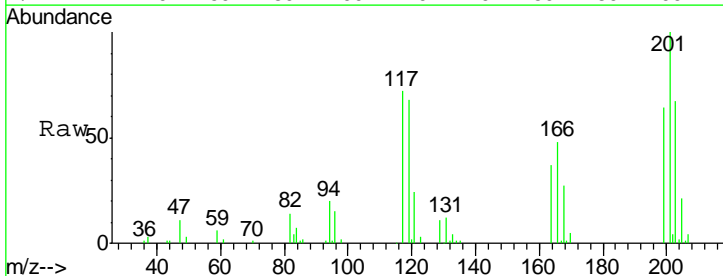
Instrument :
 BNA_G
 ClientSampled :
 IDOC-01 RJ

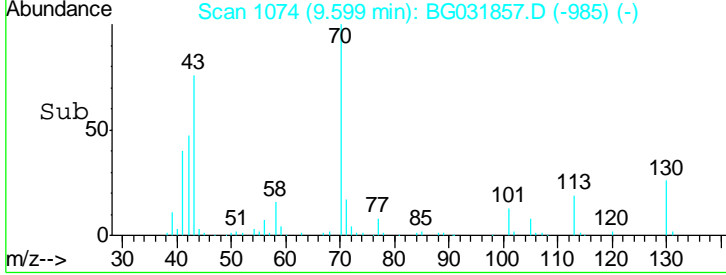
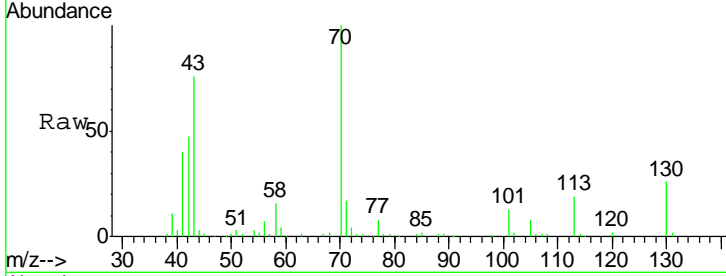
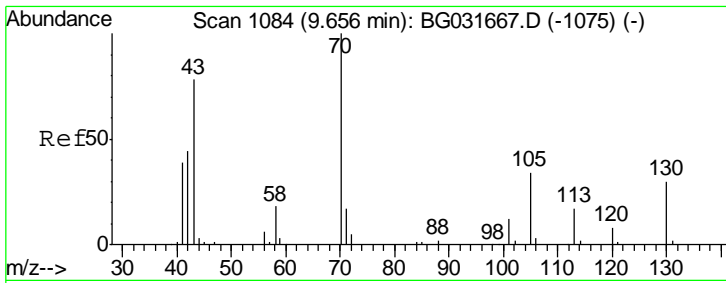
Tgt Ion	Resp	Lower	Upper
107	106535		
107	100		
108	106.4	83.9	125.9
77	39.0	37.2	55.8
79	42.0	36.2	54.2



#18
 Hexachloroethane
 Concen: 34.430 ng
 RT: 9.91 min Scan# 1127
 Delta R.T. -0.01 min
 Lab File: BG031857.D
 Acq: 29 Dec 2017 16:58

Tgt Ion	Resp	Lower	Upper
117	43773		
117	100		
119	95.1	76.7	115.1
201	139.5	95.7	143.5

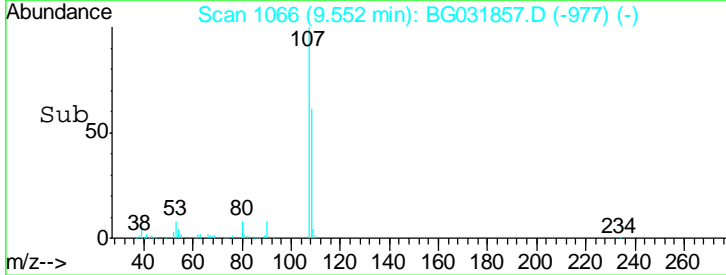
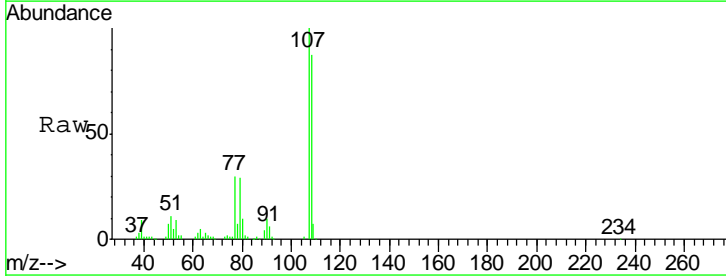
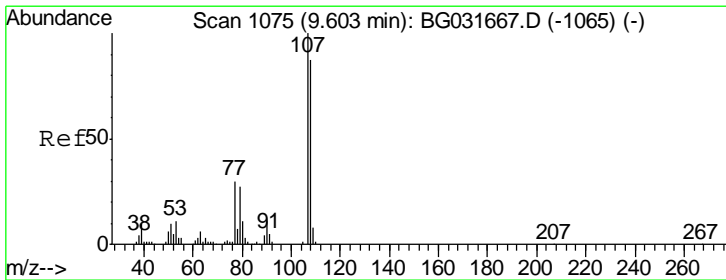
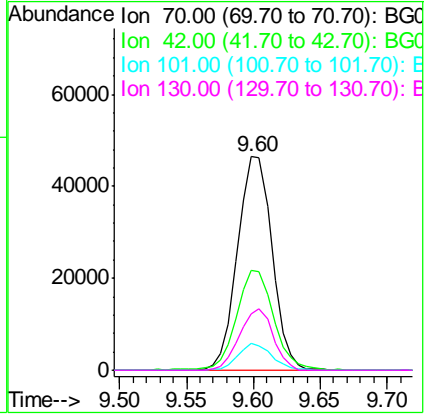




#19
 n-Nitroso-di-n-propylamine
 Concen: 33.017 ng
 RT: 9.60 min Scan# 1074
 Delta R.T. -0.00 min
 Lab File: BG031857.D
 Acq: 29 Dec 2017 16:58

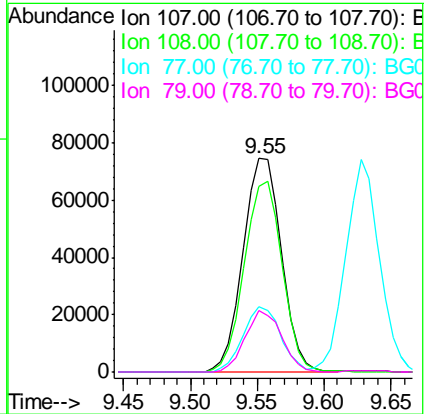
Instrument :
 BNA_G
 ClientSampled :
 IDOC-01 RJ

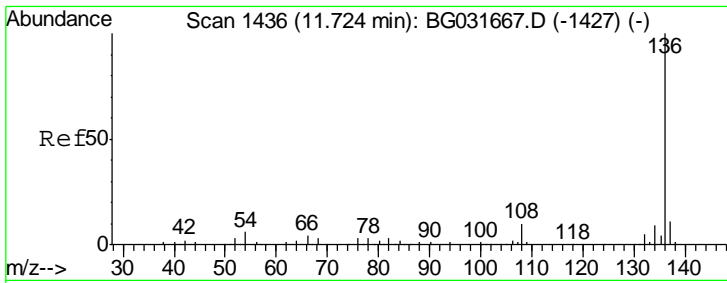
Tgt Ion	Resp	Lower	Upper
70	100		
42	46.6	49.1	73.7#
101	12.9	8.5	12.7#
130	26.2	13.4	20.0#



#20
 3+4-Methylphenols
 Concen: 39.095 ng
 RT: 9.55 min Scan# 1066
 Delta R.T. -0.00 min
 Lab File: BG031857.D
 Acq: 29 Dec 2017 16:58

Tgt Ion	Resp	Lower	Upper
107	100		
108	86.8	61.6	101.6
77	30.3	13.9	53.9
79	28.5	8.8	48.8

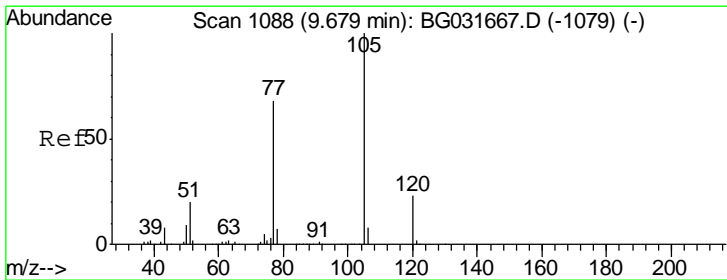
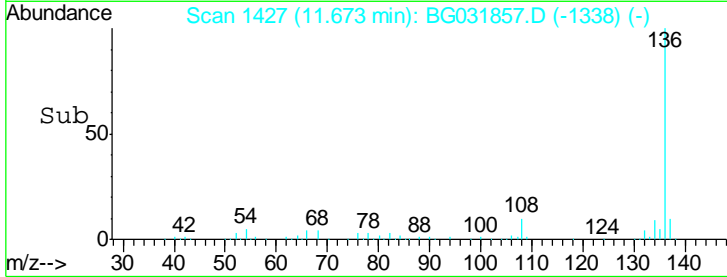
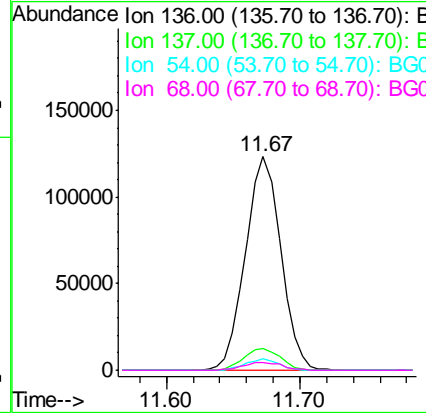
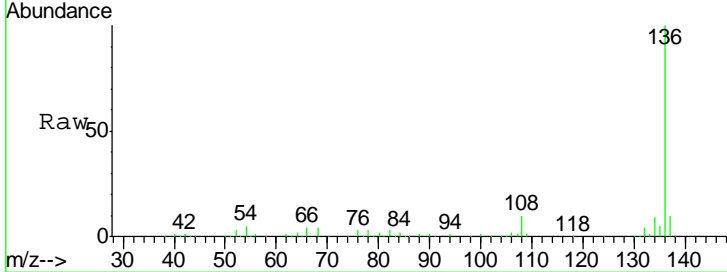




#21
 Naphthalene-d8
 Concen: 20.000 ng
 RT: 11.67 min Scan# 1427
 Delta R.T. -0.00 min
 Lab File: BG031857.D
 Acq: 29 Dec 2017 16:58

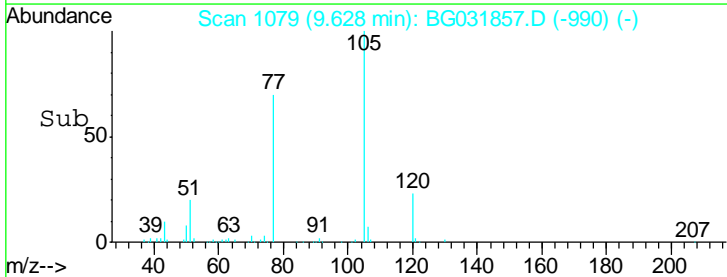
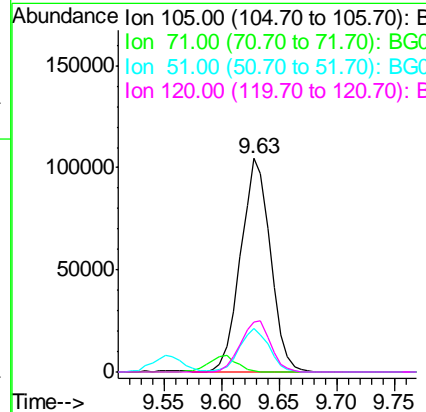
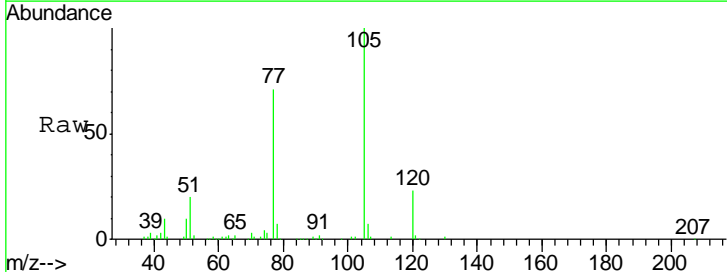
Instrument :
 BNA_G
 ClientSampled :
 IDOC-01 RJ

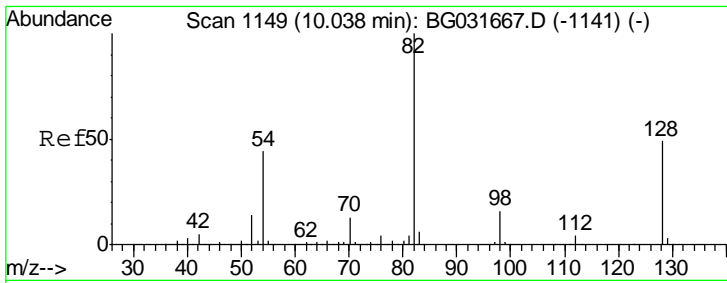
Tgt Ion	Resp	Lower	Upper
136	100		
137	9.9	9.2	13.8
54	5.2	10.3	15.5#
68	3.9	4.5	6.7#



#22
 Acetophenone
 Concen: 35.450 ng
 RT: 9.63 min Scan# 1079
 Delta R.T. -0.00 min
 Lab File: BG031857.D
 Acq: 29 Dec 2017 16:58

Tgt Ion	Resp	Lower	Upper
105	100		
71	0.6	3.0	4.4#
51	20.5	26.1	39.1#
120	23.1	17.4	26.2

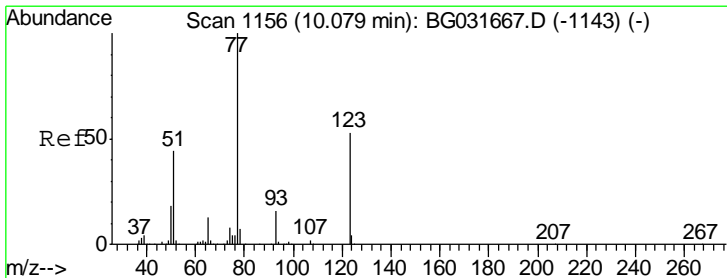
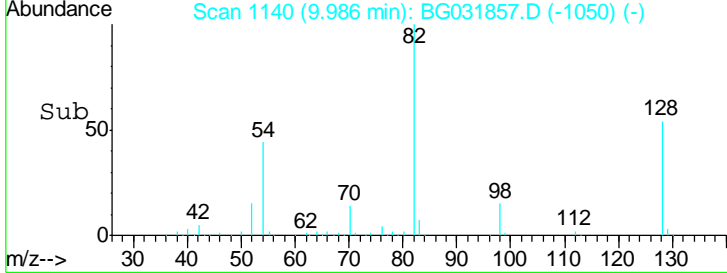
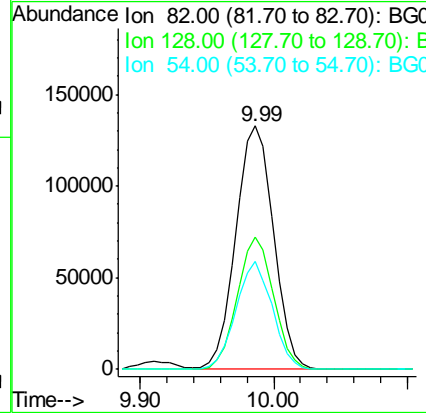
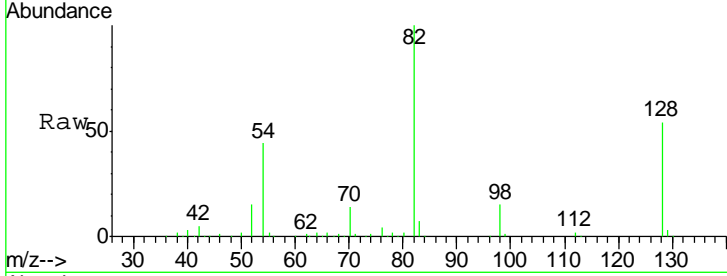




#23
 Nitrobenzene-d5
 Concen: 86.651 ng
 RT: 9.99 min Scan# 1140
 Delta R.T. 0.00 min
 Lab File: BG031857.D
 Acq: 29 Dec 2017 16:58

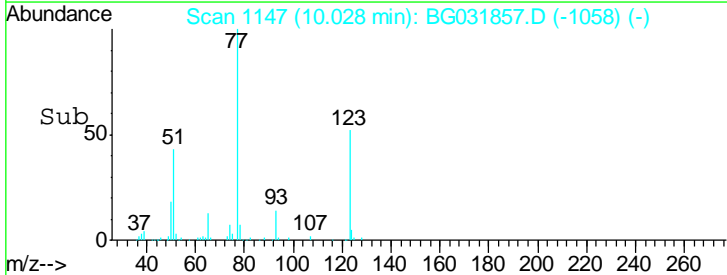
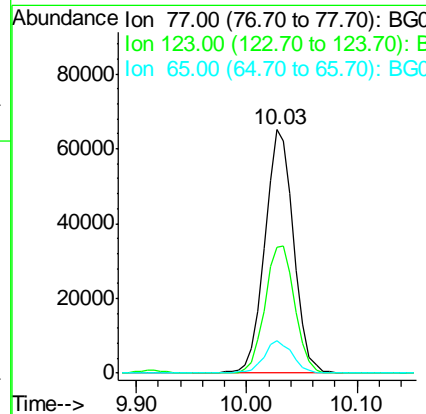
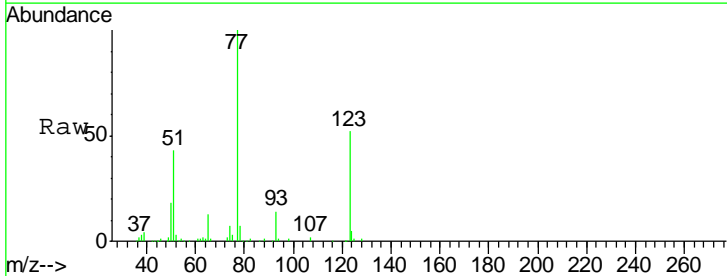
Instrument :
 BNA_G
ClientSampled :
 IDOC-01 RJ

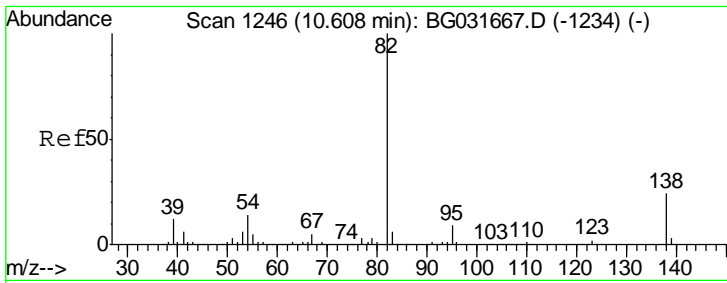
Tgt Ion	Resp	Lower	Upper
82	100		
128	54.4	29.7	44.5#
54	44.2	43.1	64.7



#24
 Nitrobenzene
 Concen: 38.254 ng
 RT: 10.03 min Scan# 1147
 Delta R.T. -0.00 min
 Lab File: BG031857.D
 Acq: 29 Dec 2017 16:58

Tgt Ion	Resp	Lower	Upper
77	100		
123	51.8	33.0	49.6#
65	13.1	13.0	19.6

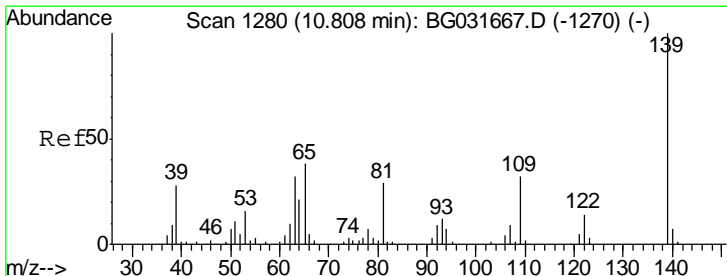
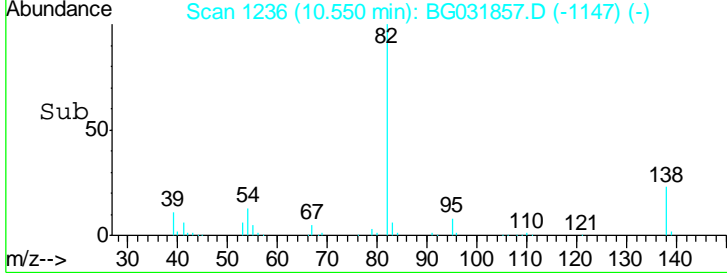
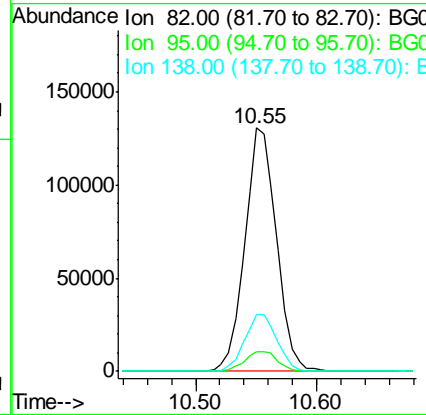
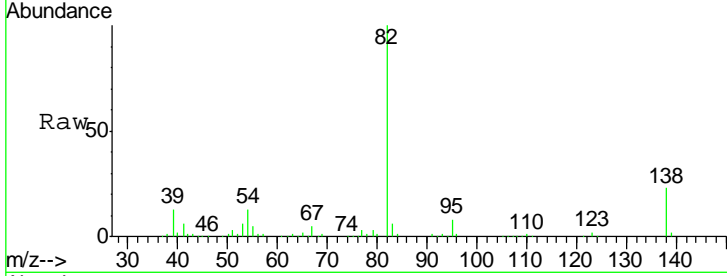




#25
 Isophorone
 Concen: 36.774 ng
 RT: 10.55 min Scan# 1236
 Delta R.T. -0.00 min
 Lab File: BG031857.D
 Acq: 29 Dec 2017 16:58

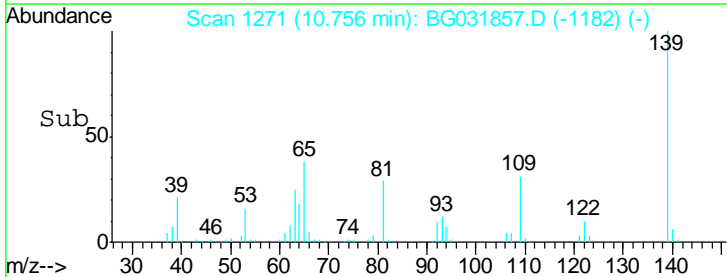
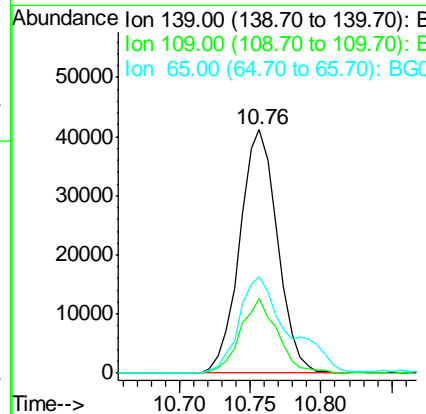
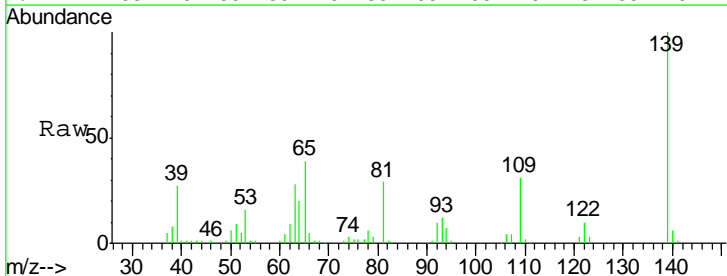
Instrument :
 BNA_G
 ClientSampled :
 IDOC-01 RJ

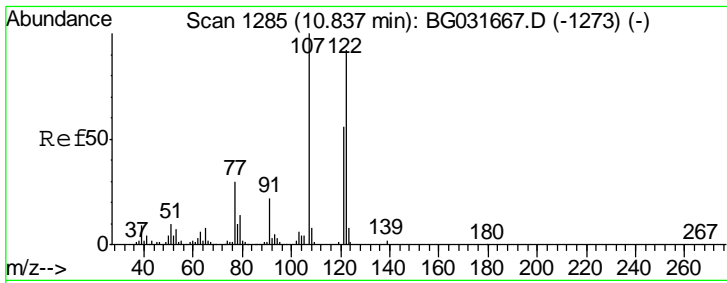
Tgt Ion	Resp	Lower	Upper
82	237626		
95	7.9	6.2	9.2
138	23.1	12.1	18.1



#26
 2-Nitrophenol
 Concen: 47.409 ng
 RT: 10.76 min Scan# 1271
 Delta R.T. -0.00 min
 Lab File: BG031857.D
 Acq: 29 Dec 2017 16:58

Tgt Ion	Resp	Lower	Upper
139	76900		
109	30.5	24.2	36.2
65	39.4	47.4	71.0

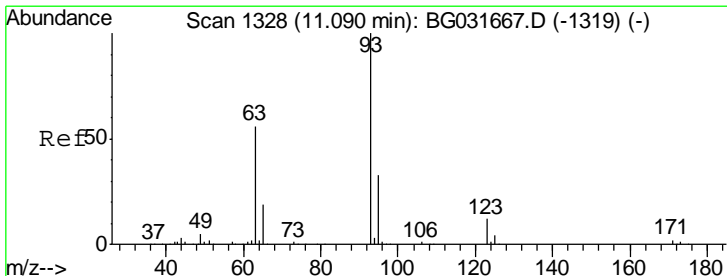
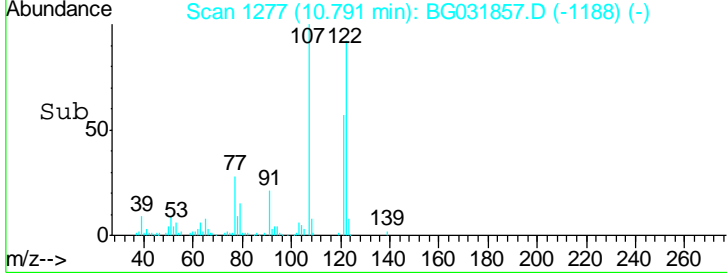
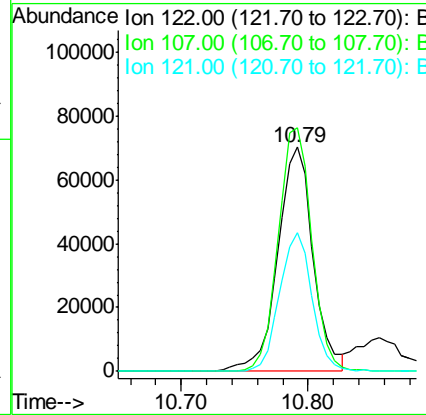
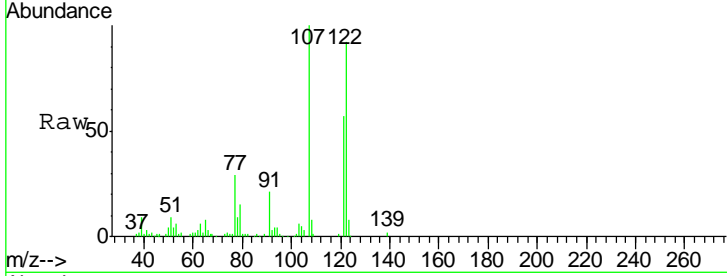




#27
 2,4-Dimethylphenol
 Concen: 39.849 ng
 RT: 10.79 min Scan# 1277
 Delta R.T. -0.00 min
 Lab File: BG031857.D
 Acq: 29 Dec 2017 16:58

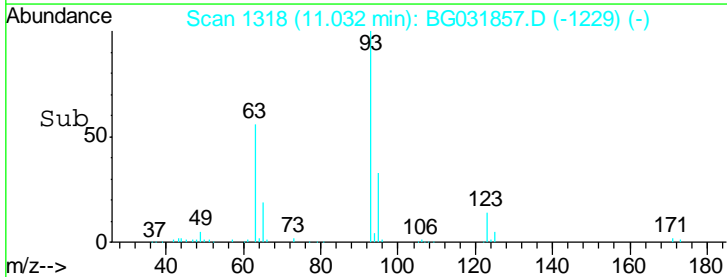
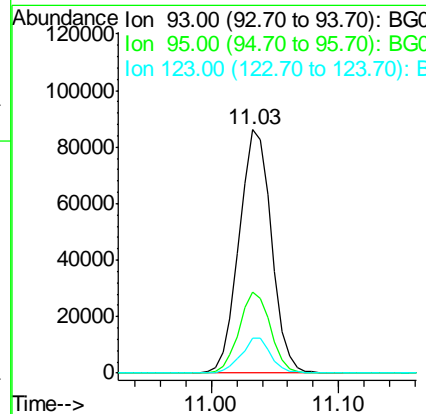
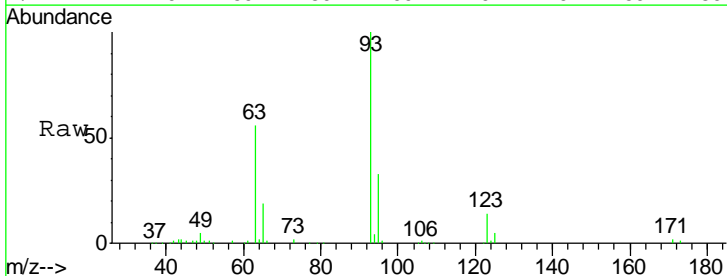
Instrument :
 BNA_G
 ClientSampled :
 IDOC-01 RJ

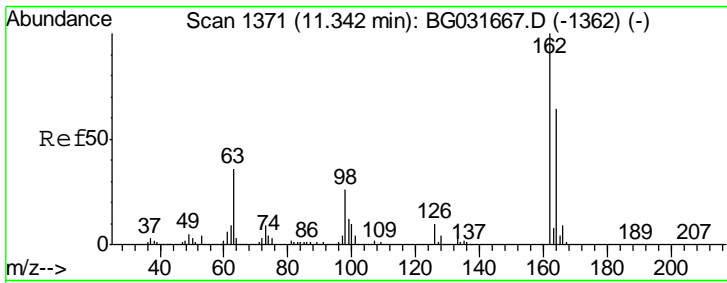
Tgt Ion	Resp	Lower	Upper
122	136018		
107	108.7	100.2	150.2
121	62.1	44.4	66.6



#28
 bis(2-Chloroethoxy)methane
 Concen: 34.984 ng
 RT: 11.03 min Scan# 1318
 Delta R.T. -0.00 min
 Lab File: BG031857.D
 Acq: 29 Dec 2017 16:58

Tgt Ion	Resp	Lower	Upper
93	151687		
95	33.0	24.3	36.5
123	14.4	8.4	12.6#

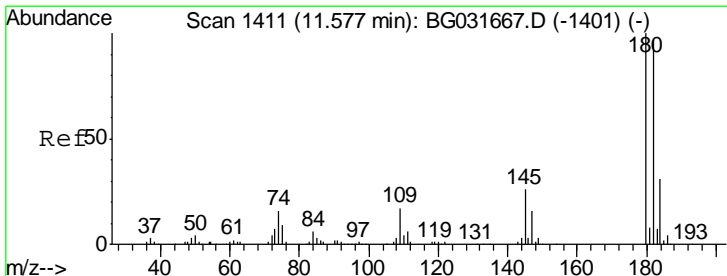
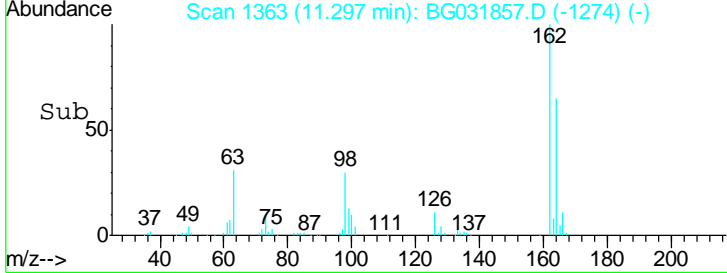
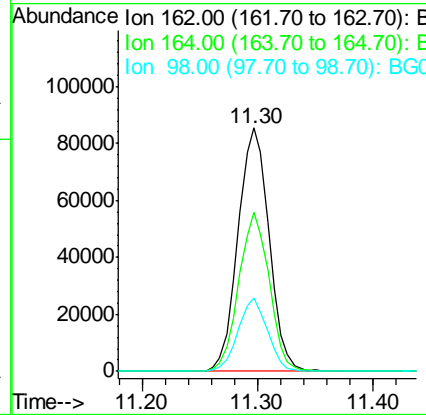
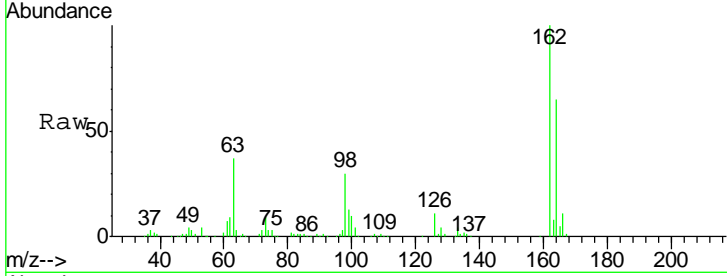




#29
 2,4-Dichlorophenol
 Concen: 39.785 ng
 RT: 11.30 min Scan# 1363
 Delta R.T. -0.00 min
 Lab File: BG031857.D
 Acq: 29 Dec 2017 16:58

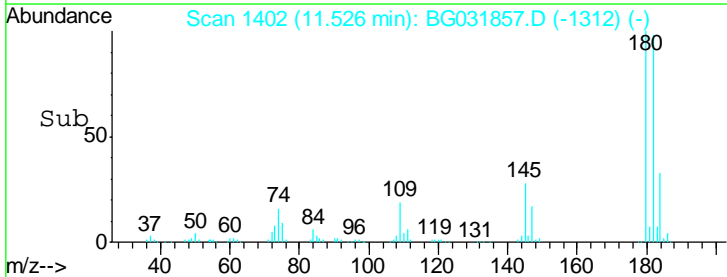
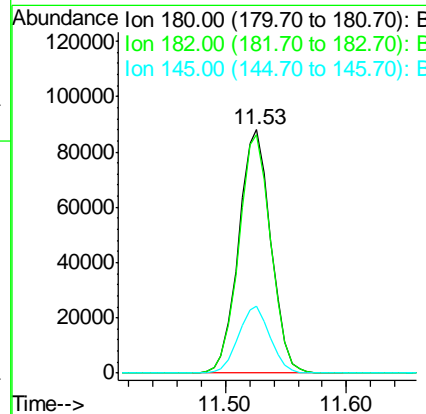
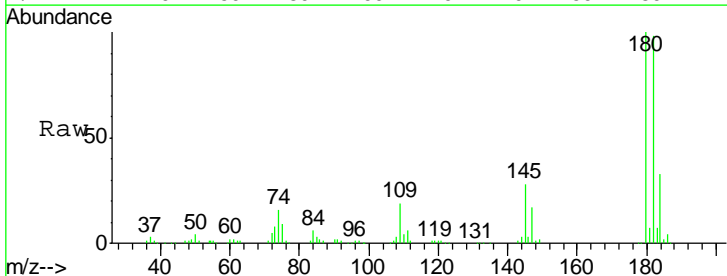
Instrument :
 BNA_G
 ClientSampled :
 IDOC-01 RJ

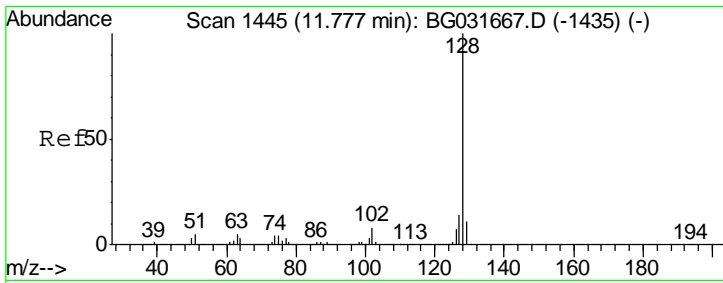
Tgt Ion	Resp	Lower	Upper
162	159422		
164	65.5	48.0	88.0
98	30.0	21.1	61.1



#30
 1,2,4-Trichlorobenzene
 Concen: 33.284 ng
 RT: 11.53 min Scan# 1402
 Delta R.T. 0.00 min
 Lab File: BG031857.D
 Acq: 29 Dec 2017 16:58

Tgt Ion	Resp	Lower	Upper
180	162846		
182	98.0	77.5	116.3
145	27.7	23.4	35.2

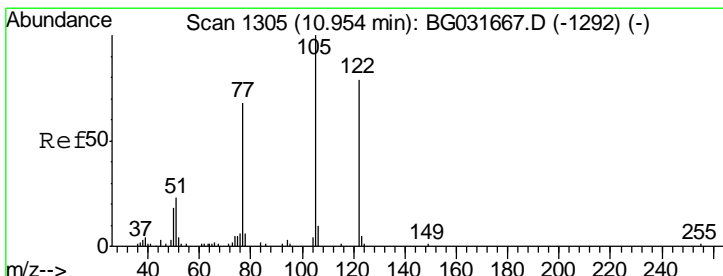
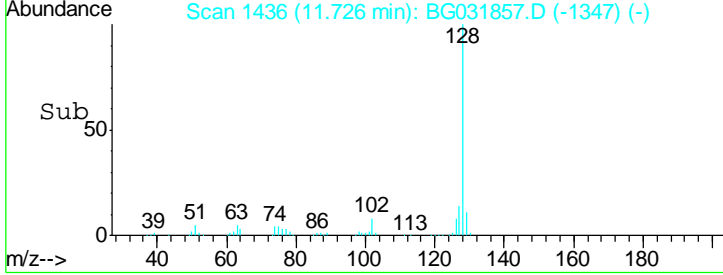
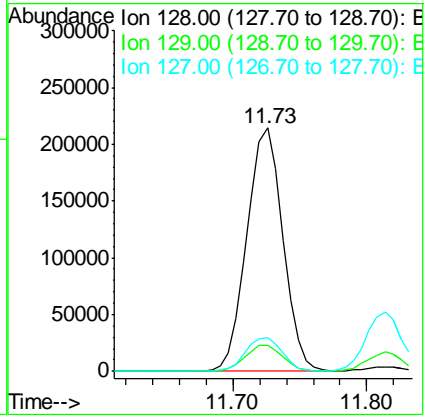
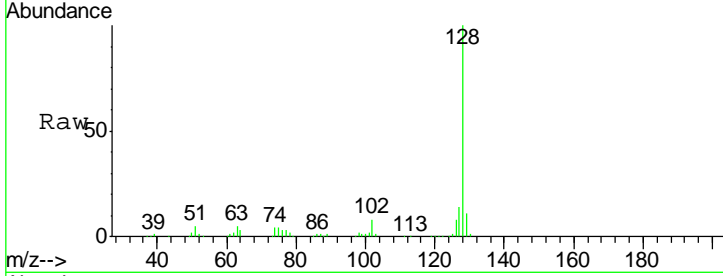




#31
 Naphthalene
 Concen: 34.899 ng
 RT: 11.73 min Scan# 1436
 Delta R.T. -0.00 min
 Lab File: BG031857.D
 Acq: 29 Dec 2017 16:58

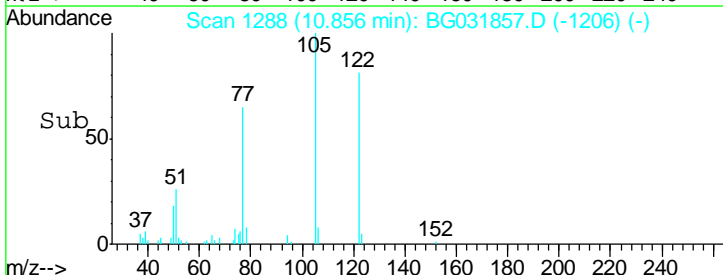
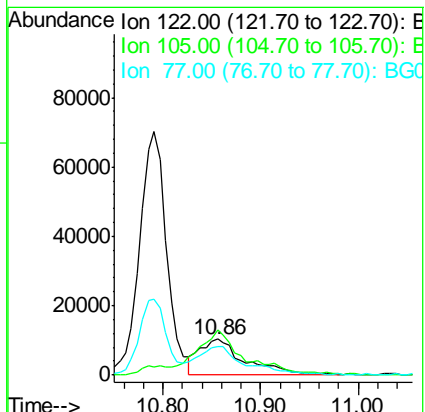
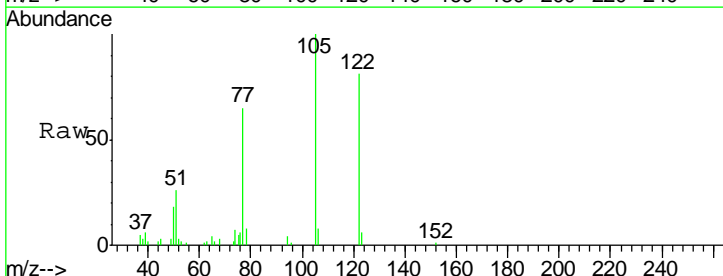
Instrument :
 BNA_G
 ClientSampled :
 IDOC-01 RJ

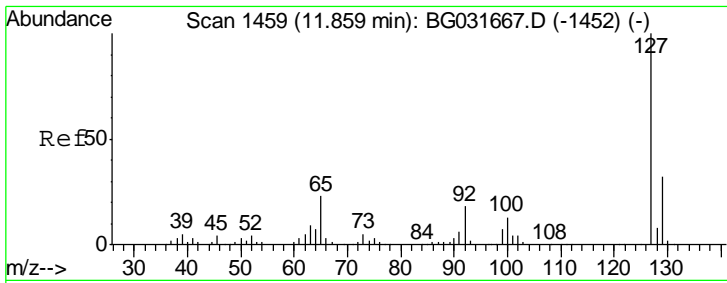
Tgt Ion	Resp	Lower	Upper
128	399227		
129	10.6	8.6	12.8
127	13.6	11.6	17.4



#32
 Benzoic acid
 Concen: 18.512 ng
 RT: 10.86 min Scan# 1288
 Delta R.T. -0.05 min
 Lab File: BG031857.D
 Acq: 29 Dec 2017 16:58

Tgt Ion	Resp	Lower	Upper
122	31965		
105	123.7	123.5	163.5
77	80.6	85.7	125.7#

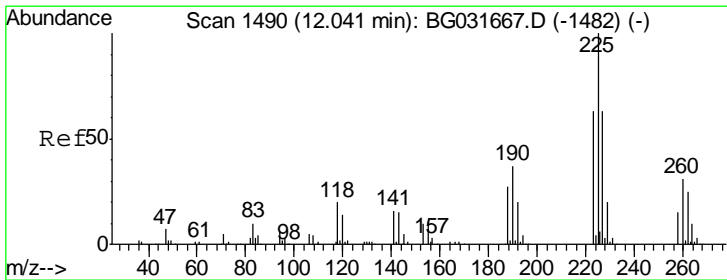
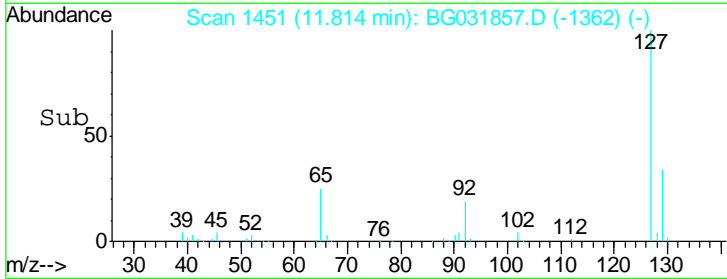
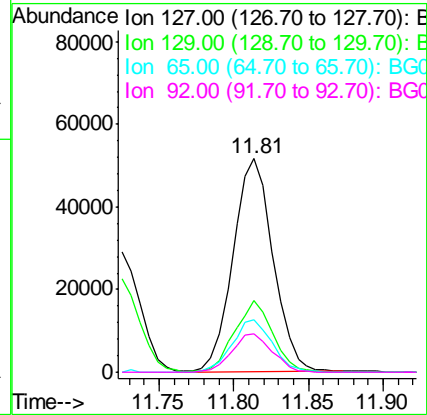
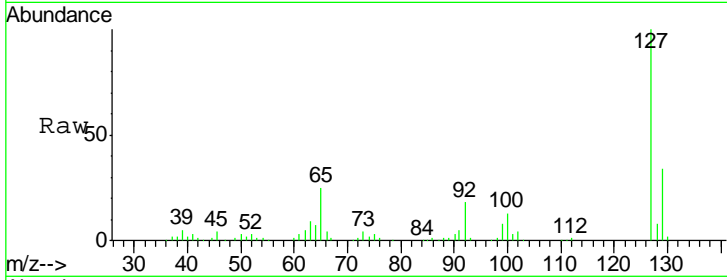




#33
 4-Chloroaniline
 Concen: 18.736 ng
 RT: 11.81 min Scan# 1451
 Delta R.T. -0.00 min
 Lab File: BG031857.D
 Acq: 29 Dec 2017 16:58

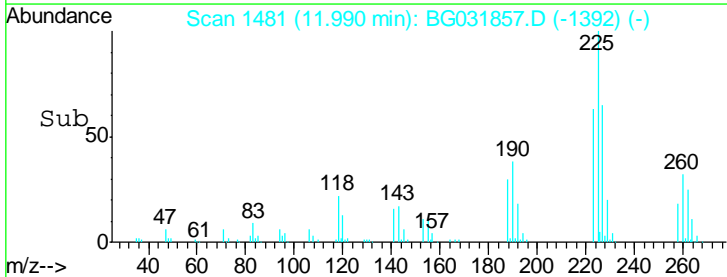
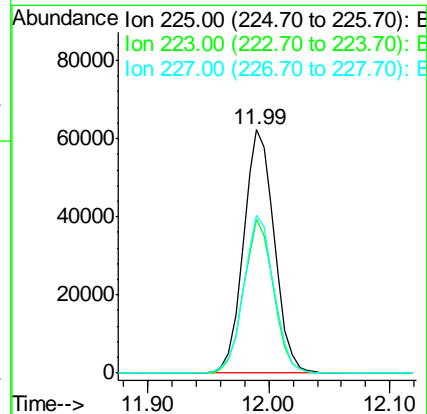
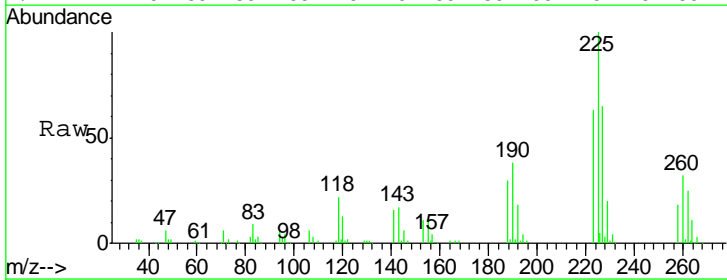
Instrument :
 BNA_G
 ClientSampled :
 IDOC-01 RJ

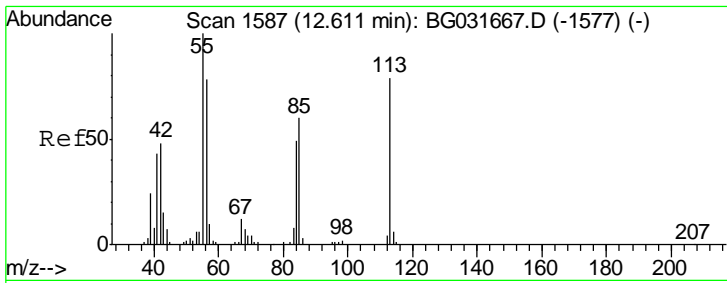
Tgt Ion	Resp	Lower	Upper
127	100		
129	33.6	24.0	36.0
65	24.8	27.0	40.4
92	18.3	16.6	25.0



#34
 Hexachlorobutadiene
 Concen: 32.697 ng
 RT: 11.99 min Scan# 1481
 Delta R.T. -0.00 min
 Lab File: BG031857.D
 Acq: 29 Dec 2017 16:58

Tgt Ion	Resp	Lower	Upper
225	100		
223	63.4	49.7	74.5
227	64.8	48.1	72.1

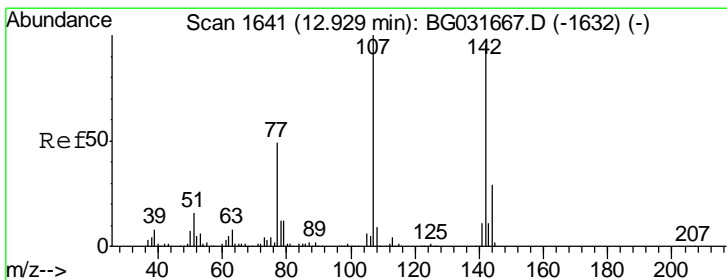
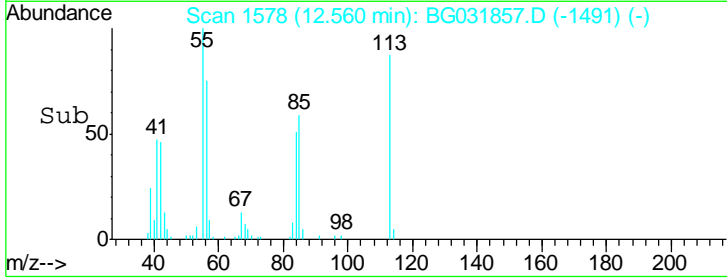
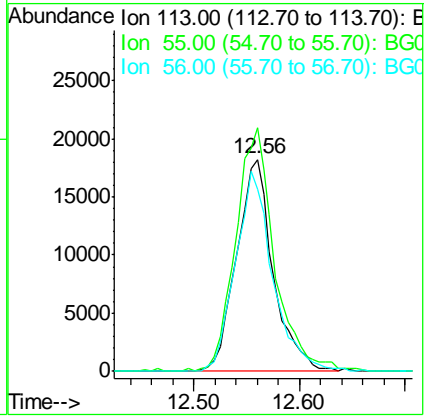
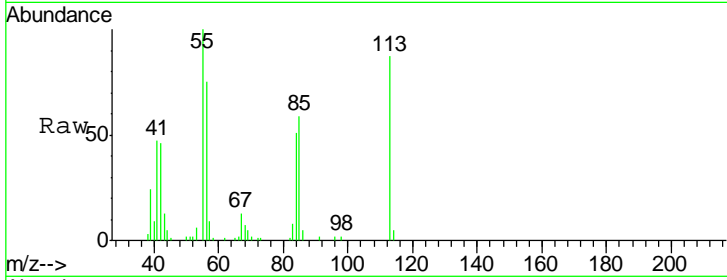




#35
 Caprolactam
 Concen: 35.931 ng
 RT: 12.56 min Scan# 1578
 Delta R.T. -0.02 min
 Lab File: BG031857.D
 Acq: 29 Dec 2017 16:58

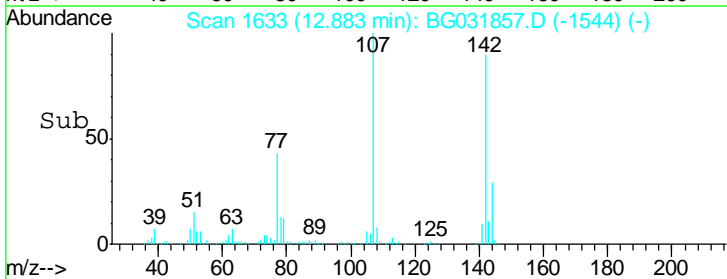
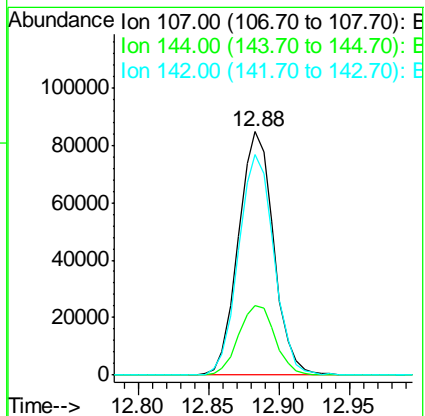
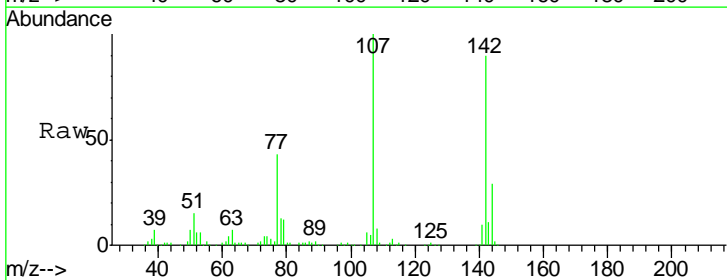
Instrument :
 BNA_G
 ClientSampled :
 IDOC-01 RJ

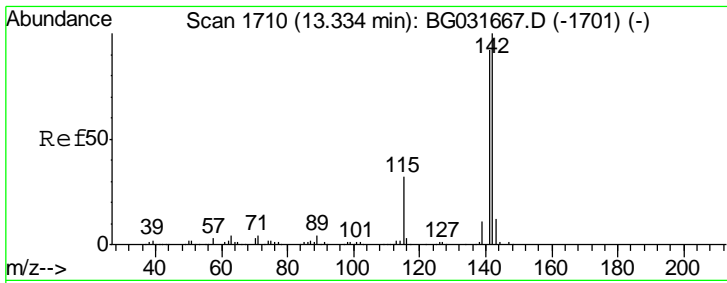
Tgt Ion	Resp	Lower	Upper
113	43643		
55	114.9	186.9	226.9#
56	86.2	130.9	170.9#



#36
 4-Chloro-3-methylphenol
 Concen: 39.966 ng
 RT: 12.88 min Scan# 1633
 Delta R.T. -0.00 min
 Lab File: BG031857.D
 Acq: 29 Dec 2017 16:58

Tgt Ion	Resp	Lower	Upper
107	147905		
144	28.7	18.2	27.4#
142	90.5	59.0	88.4#

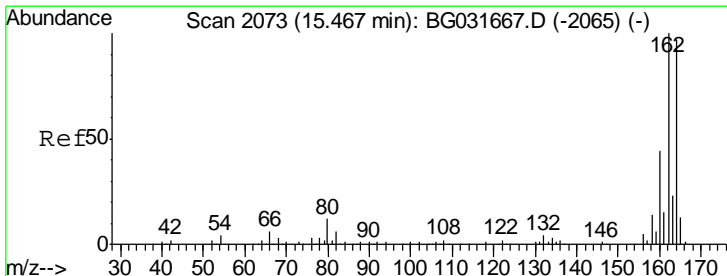
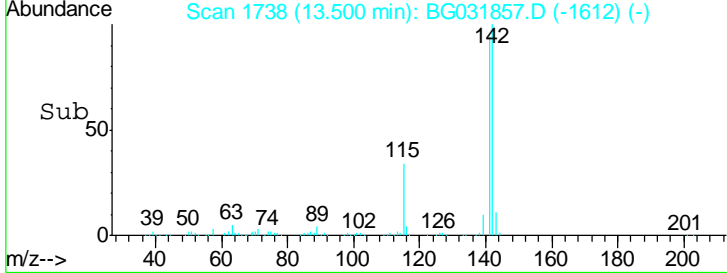
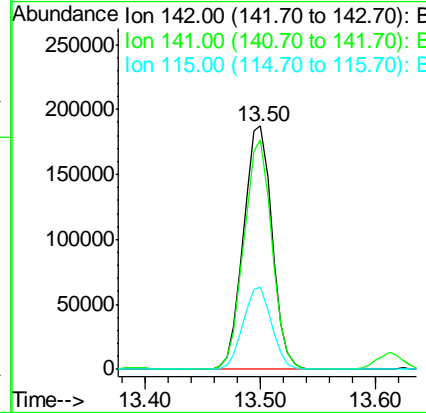
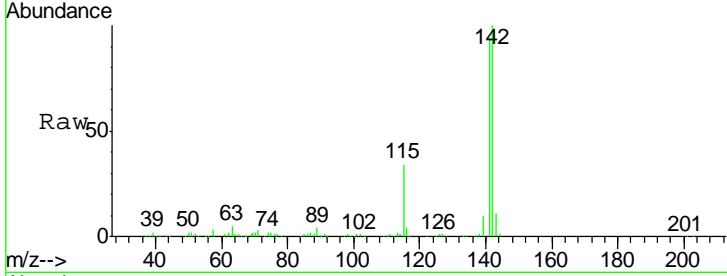




#37
 2-Methylnaphthalene
 Concen: 34.714 ng
 RT: 13.50 min Scan# 1738
 Delta R.T. 0.21 min
 Lab File: BG031857.D
 Acq: 29 Dec 2017 16:58

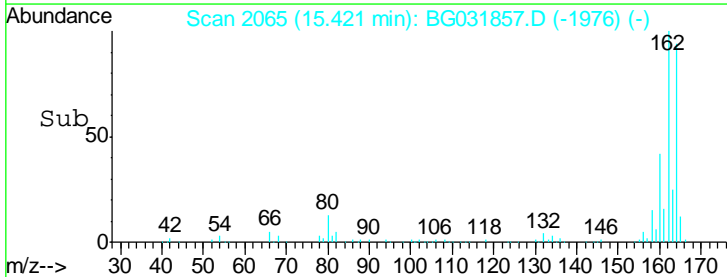
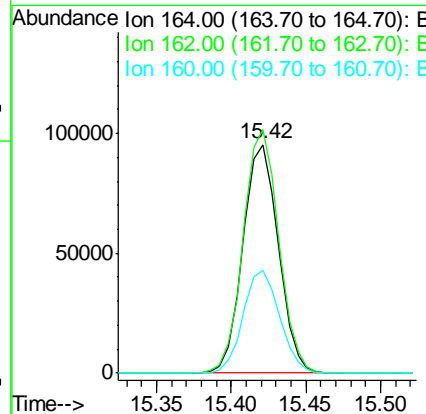
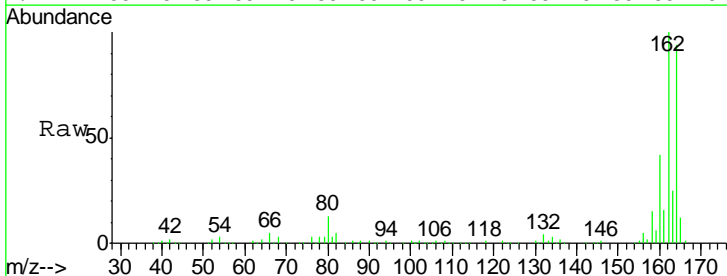
Instrument :
 BNA_G
 ClientSampled :
 IDOC-01 RJ

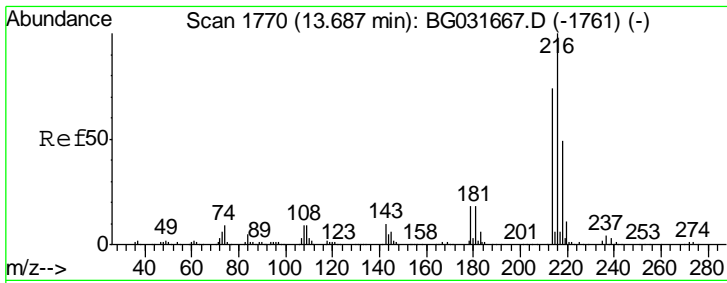
Tgt Ion	Resp	Lower	Upper
142	321915		
141	94.1	67.1	100.7
115	33.7	30.7	46.1



#38
 Acenaphthene-d10
 Concen: 20.000 ng
 RT: 15.42 min Scan# 2065
 Delta R.T. -0.00 min
 Lab File: BG031857.D
 Acq: 29 Dec 2017 16:58

Tgt Ion	Resp	Lower	Upper
164	156804		
162	106.6	78.8	118.2
160	44.8	35.4	53.0

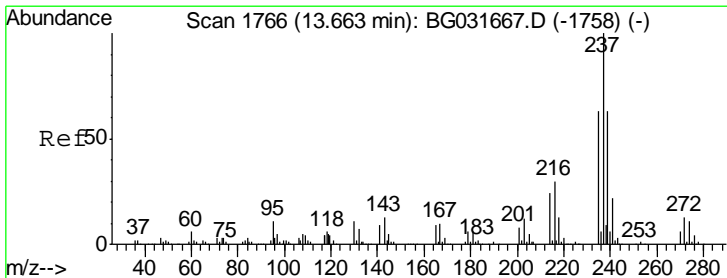
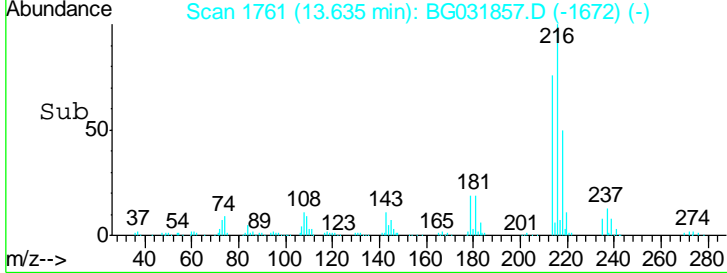
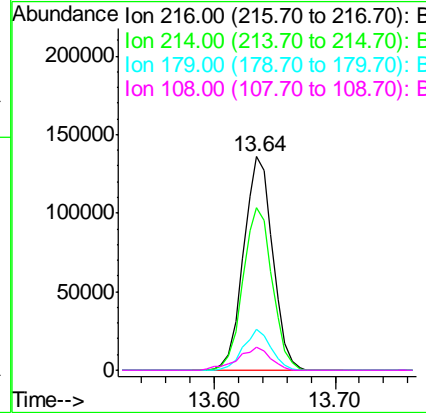
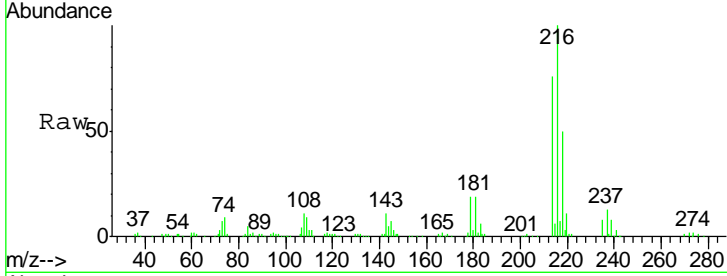




#39
 1,2,4,5-Tetrachlorobenzene
 Concen: 34.481 ng
 RT: 13.64 min Scan# 1761
 Delta R.T. -0.00 min
 Lab File: BG031857.D
 Acq: 29 Dec 2017 16:58

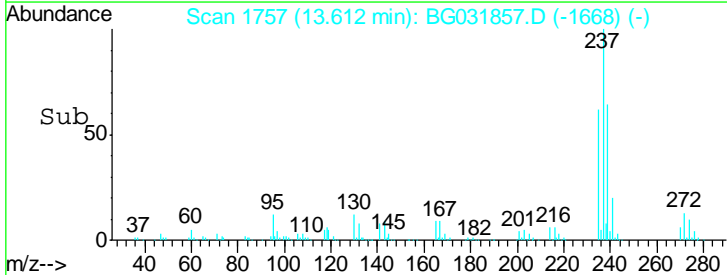
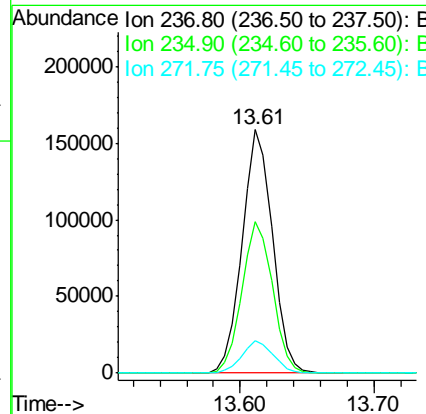
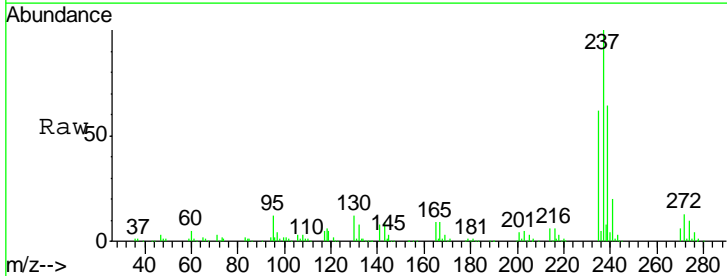
Instrument :
 BNA_G
 ClientSampled :
 IDOC-01 RJ

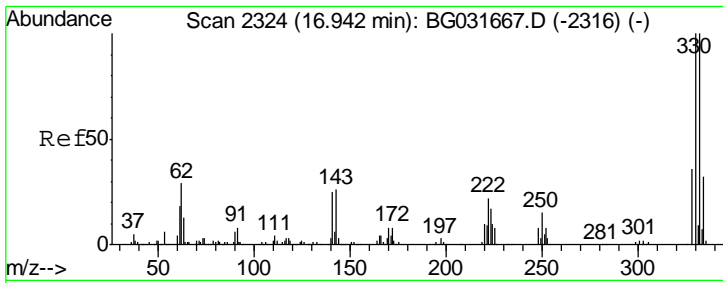
Tgt Ion	Resp	Lower	Upper
216	227740		
214	76.7	63.0	94.4
179	18.5	17.0	25.6
108	12.0	12.8	19.2#



#40
 Hexachlorocyclopentadiene
 Concen: 71.448 ng
 RT: 13.61 min Scan# 1757
 Delta R.T. -0.00 min
 Lab File: BG031857.D
 Acq: 29 Dec 2017 16:58

Tgt Ion	Resp	Lower	Upper
237	248941		
235	62.4	50.4	90.4
272	13.3	0.0	31.8

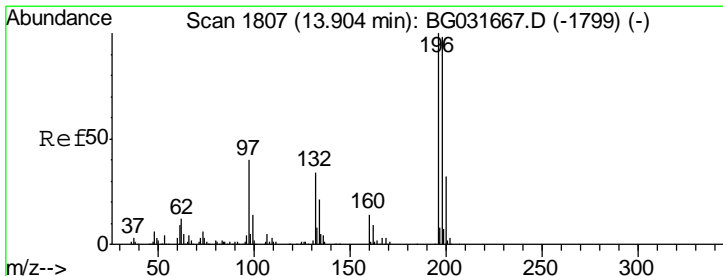
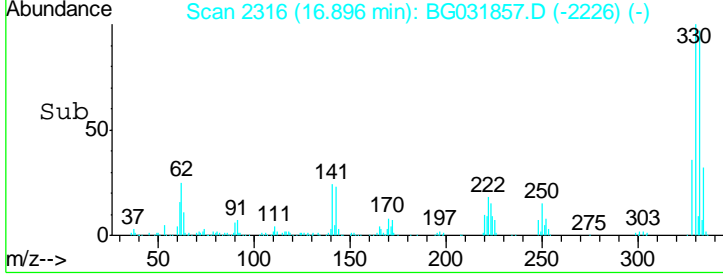
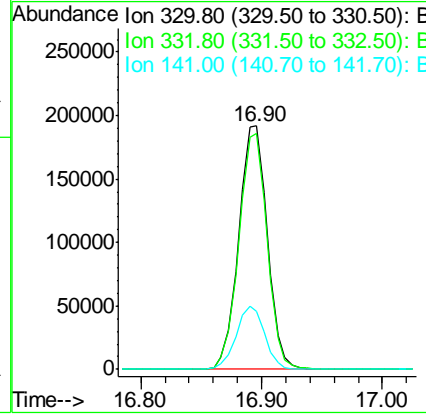
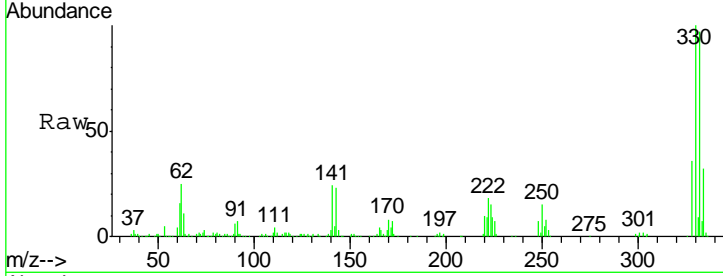




#41
 2,4,6-Tribromophenol
 Concen: 132.579 ng
 RT: 16.90 min Scan# 2316
 Delta R.T. 0.00 min
 Lab File: BG031857.D
 Acq: 29 Dec 2017 16:58

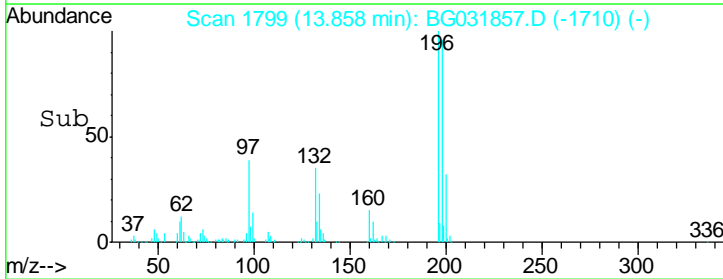
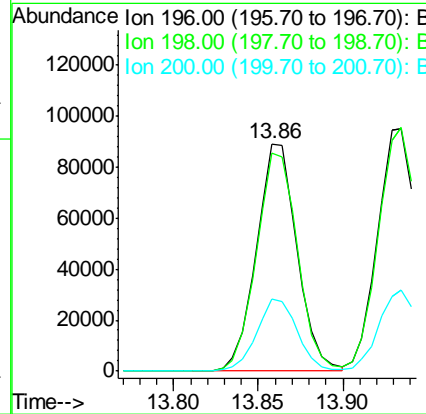
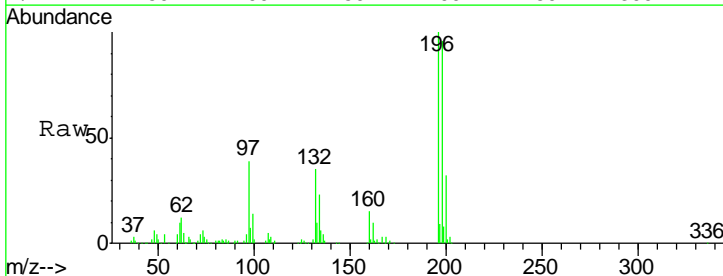
Instrument :
 BNA_G
 ClientSampled :
 IDOC-01 RJ

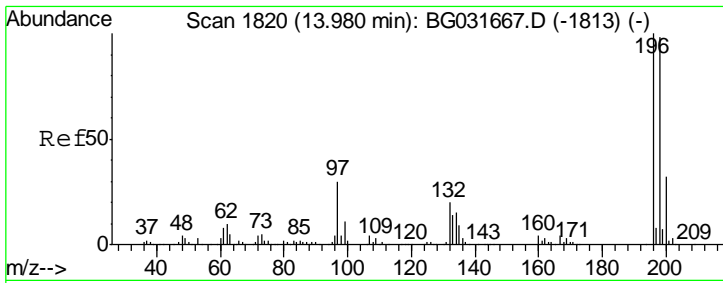
Tgt Ion	Resp	Lower	Upper
330	100		
332	95.9	77.0	115.6
141	25.8	25.2	37.8



#42
 2,4,6-Trichlorophenol
 Concen: 39.085 ng
 RT: 13.86 min Scan# 1799
 Delta R.T. -0.00 min
 Lab File: BG031857.D
 Acq: 29 Dec 2017 16:58

Tgt Ion	Resp	Lower	Upper
196	100		
198	95.7	78.2	117.2
200	31.6	24.6	36.8

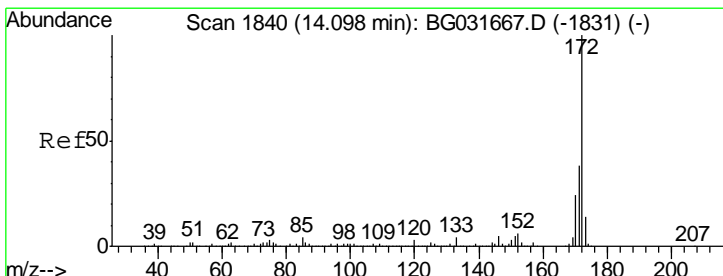
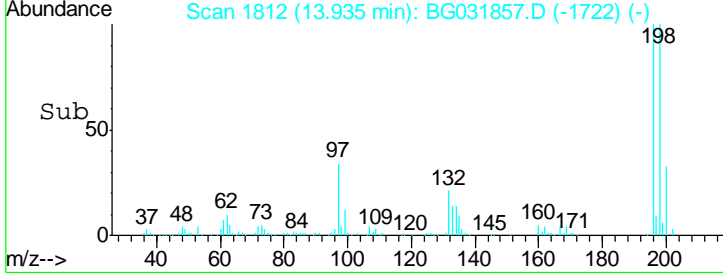
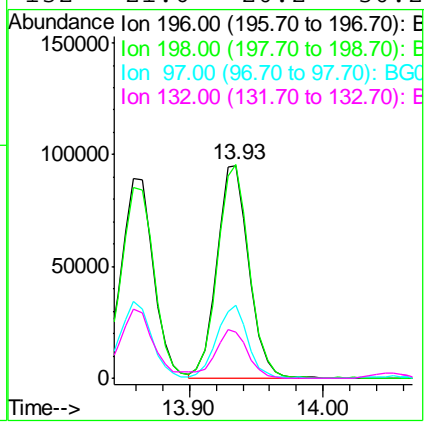
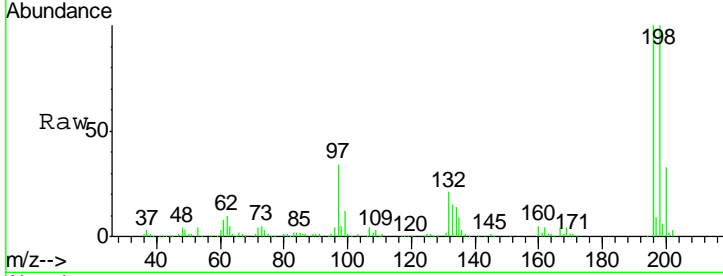




#43
 2,4,5-Trichlorophenol
 Concen: 38.028 ng
 RT: 13.93 min Scan# 1812
 Delta R.T. 0.00 min
 Lab File: BG031857.D
 Acq: 29 Dec 2017 16:58

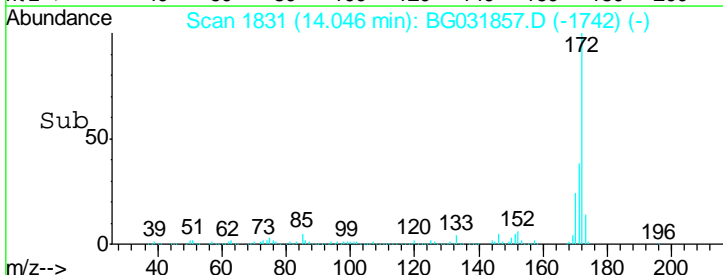
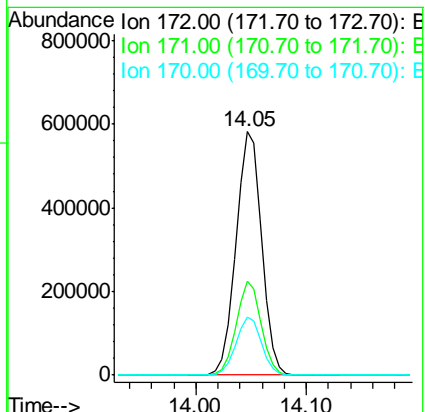
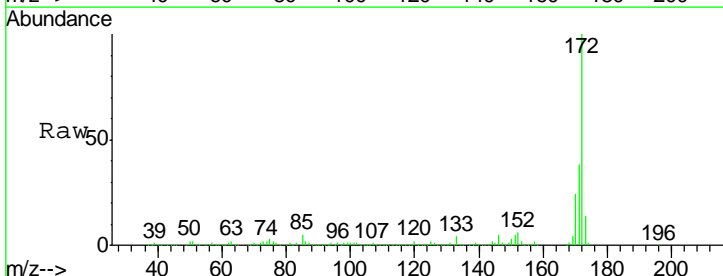
Instrument :
 BNA_G
 ClientSampled :
 IDOC-01 RJ

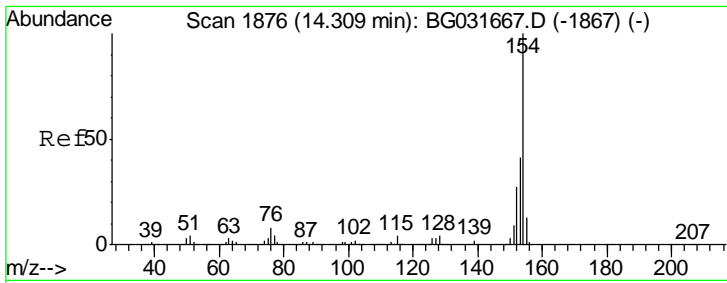
Tgt Ion	Resp	Lower	Upper
196	160479		
198	100.3	76.2	114.4
97	34.6	38.7	58.1#
132	21.6	20.2	30.2



#44
 2-Fluorobiphenyl
 Concen: 75.782 ng
 RT: 14.05 min Scan# 1831
 Delta R.T. -0.00 min
 Lab File: BG031857.D
 Acq: 29 Dec 2017 16:58

Tgt Ion	Resp	Lower	Upper
172	946744		
171	38.4	30.0	45.0
170	23.7	19.5	29.3

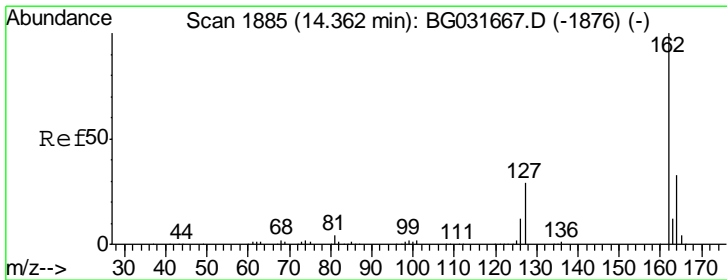
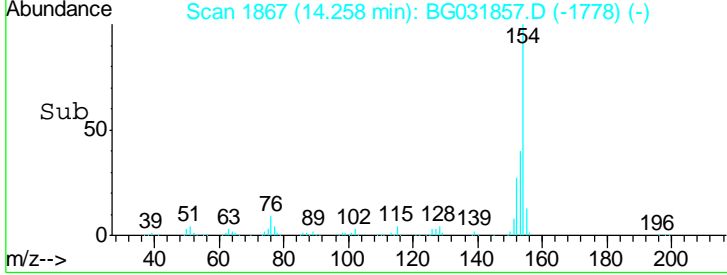
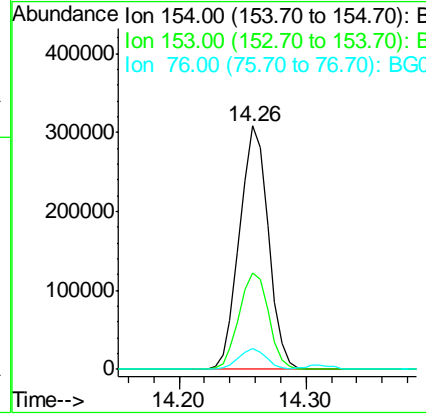
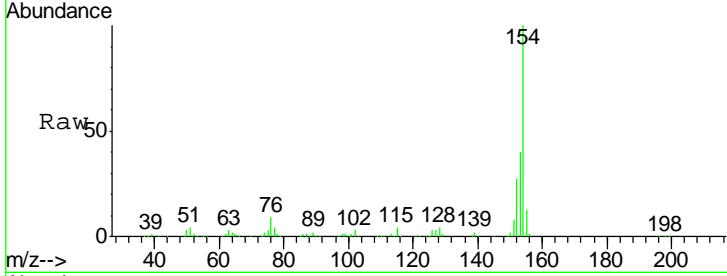




#45
 1,1'-Biphenyl
 Concen: 36.186 ng
 RT: 14.26 min Scan# 1867
 Delta R.T. -0.00 min
 Lab File: BG031857.D
 Acq: 29 Dec 2017 16:58

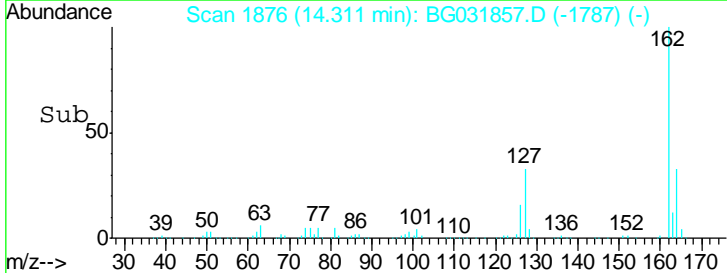
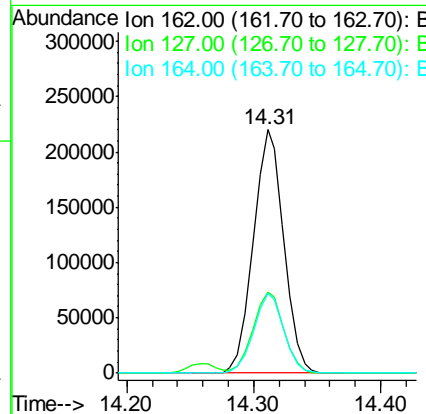
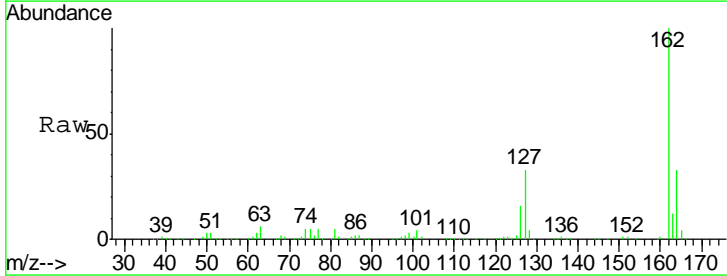
Instrument :
 BNA_G
 ClientSampled :
 IDOC-01 RJ

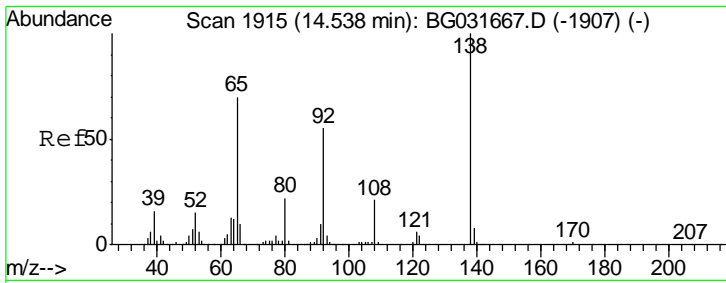
Tgt Ion	Resp	Lower	Upper
154	100		
153	39.7	19.8	59.8
76	8.8	0.0	31.9



#46
 2-Chloronaphthalene
 Concen: 35.788 ng
 RT: 14.31 min Scan# 1876
 Delta R.T. -0.00 min
 Lab File: BG031857.D
 Acq: 29 Dec 2017 16:58

Tgt Ion	Resp	Lower	Upper
162	100		
127	33.2	30.7	46.1
164	32.9	26.0	39.0

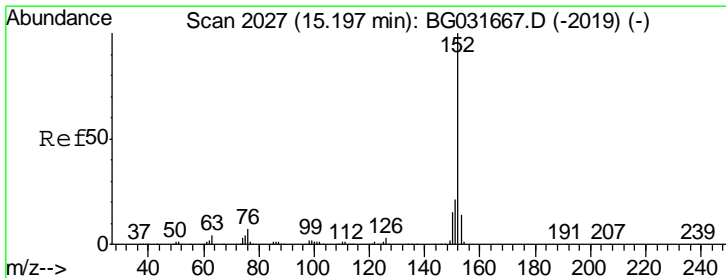
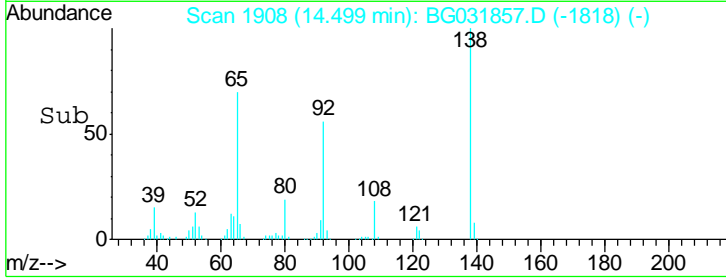
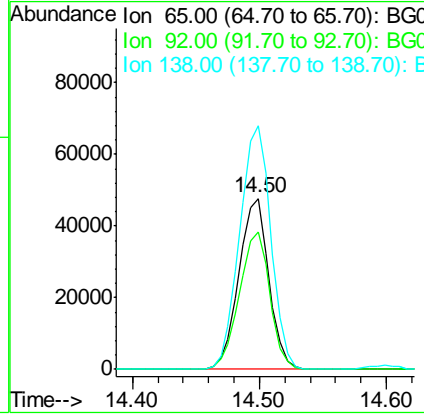
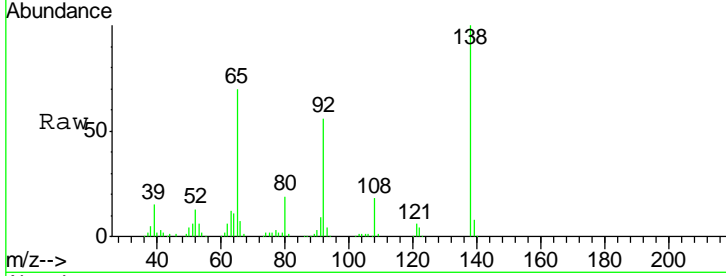




#47
 2-Nitroaniline
 Concen: 44.196 ng
 RT: 14.50 min Scan# 1908
 Delta R.T. 0.00 min
 Lab File: BG031857.D
 Acq: 29 Dec 2017 16:58

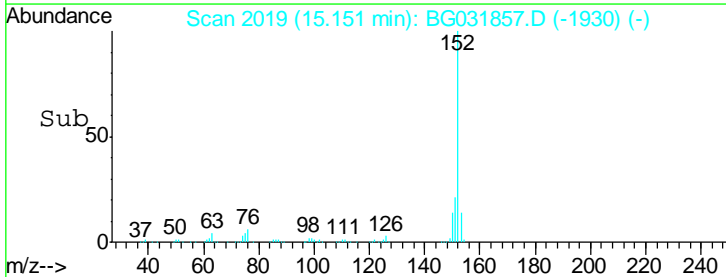
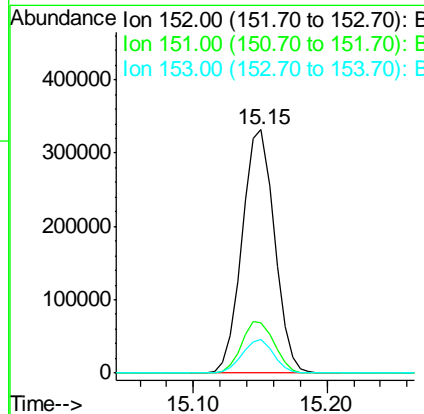
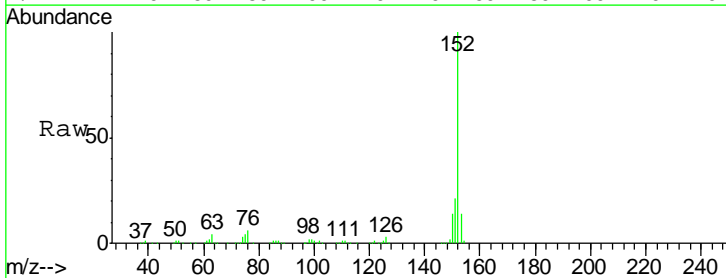
Instrument :
 BNA_G
 ClientSampled :
 IDOC-01 RJ

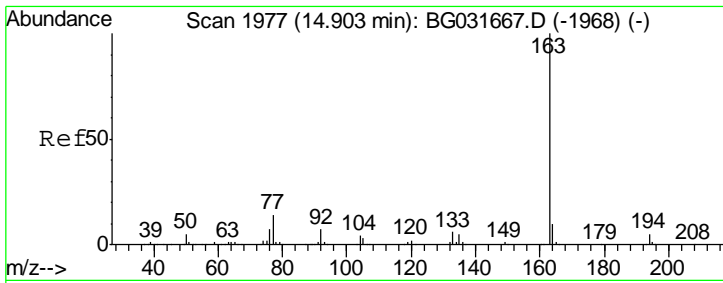
Tgt Ion	Resp	Lower	Upper
65	100		
92	80.0	54.6	82.0
138	142.4	72.9	109.3#



#48
 Acenaphthylene
 Concen: 33.972 ng
 RT: 15.15 min Scan# 2019
 Delta R.T. -0.00 min
 Lab File: BG031857.D
 Acq: 29 Dec 2017 16:58

Tgt Ion	Resp	Lower	Upper
152	100		
151	20.8	17.2	25.8
153	13.9	10.2	15.4



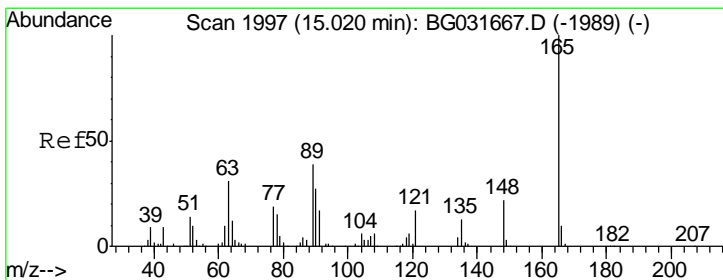
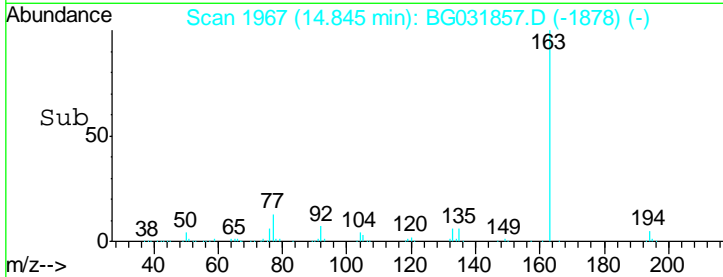
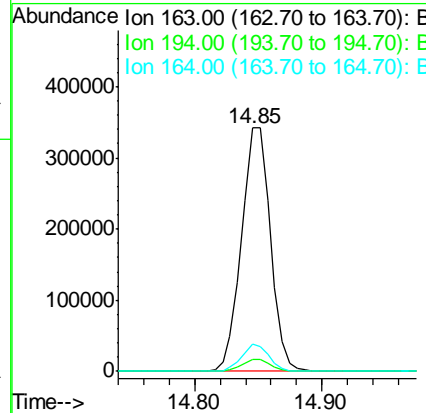
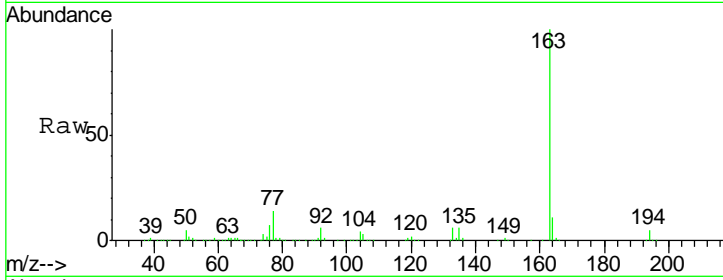


#49
 Dimethylphthalate
 Concen: 39.054 ng
 RT: 14.85 min Scan# 1967
 Delta R.T. -0.00 min
 Lab File: BG031857.D
 Acq: 29 Dec 2017 16:58

Instrument :
 BNA_G
 ClientSampled :
 IDOC-01 RJ

Tgt Ion:163 Resp: 539491

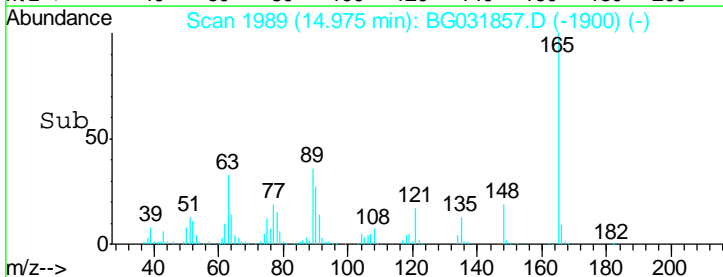
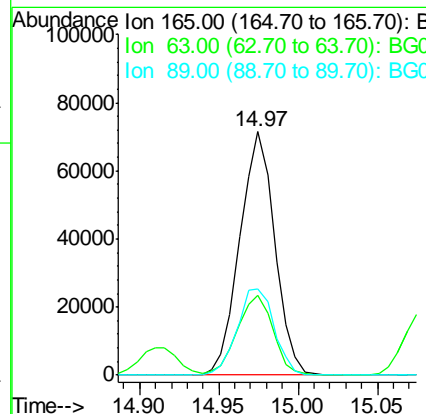
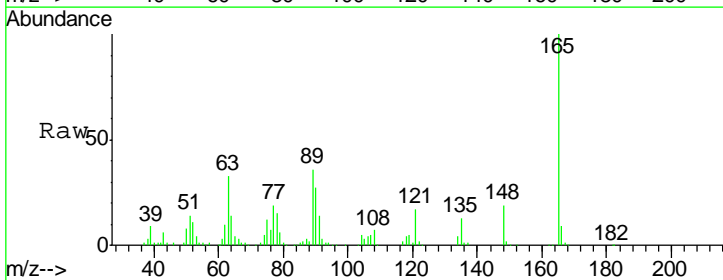
Ion	Ratio	Lower	Upper
163	100		
194	4.8	3.4	5.2
164	11.1	8.2	12.4

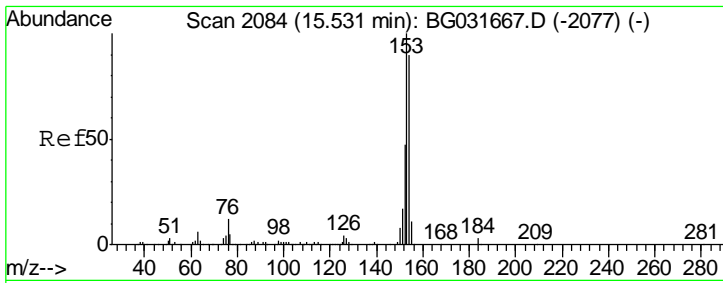


#50
 2,6-Dinitrotoluene
 Concen: 42.927 ng
 RT: 14.97 min Scan# 1989
 Delta R.T. -0.00 min
 Lab File: BG031857.D
 Acq: 29 Dec 2017 16:58

Tgt Ion:165 Resp: 109086

Ion	Ratio	Lower	Upper
165	100		
63	32.7	52.7	79.1#
89	35.6	49.2	73.8#

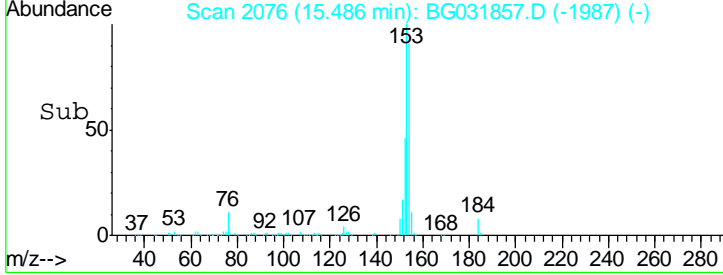
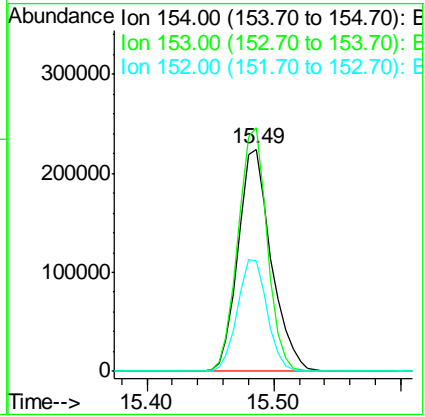
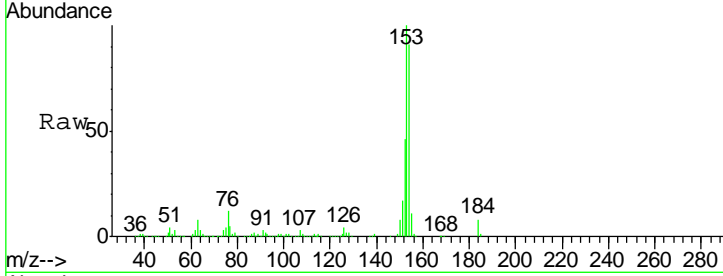




#51
 Acenaphthene
 Concen: 38.046 ng
 RT: 15.49 min Scan# 2076
 Delta R.T. -0.00 min
 Lab File: BG031857.D
 Acq: 29 Dec 2017 16:58

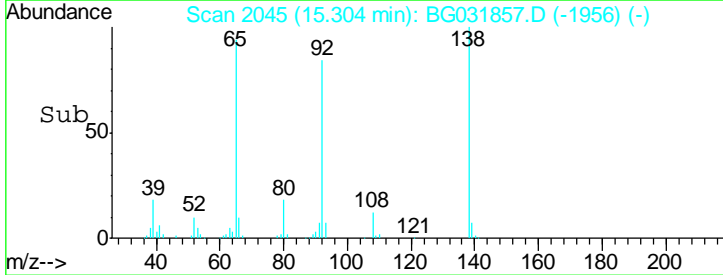
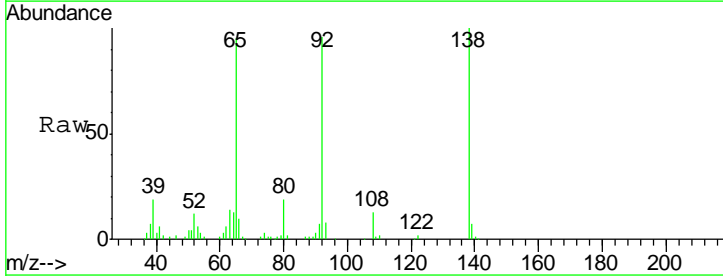
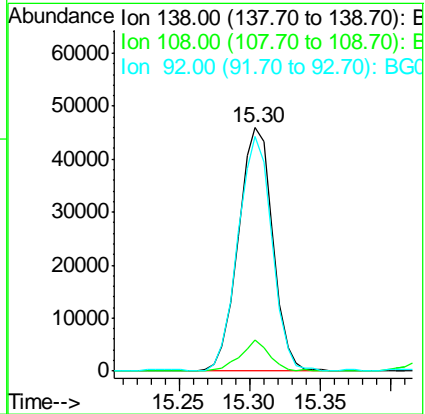
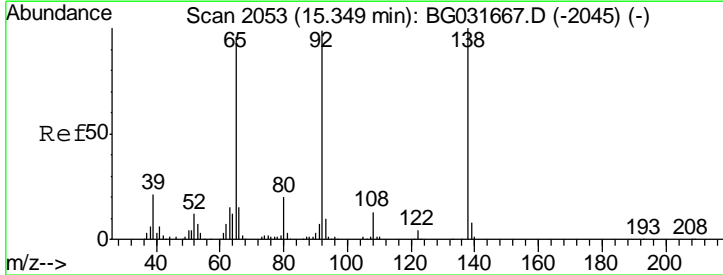
Instrument :
 BNA_G
 ClientSampled :
 IDOC-01 RJ

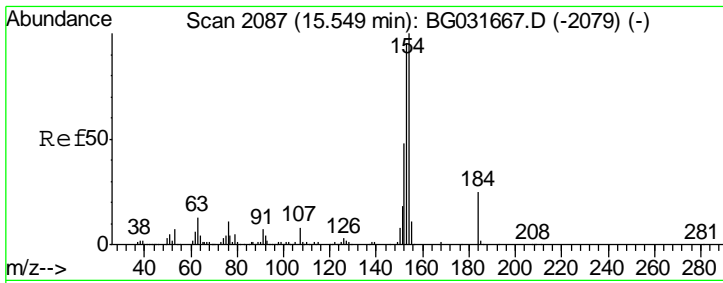
Tgt Ion	Resp	Lower	Upper
154	100		
153	109.4	90.4	135.6
152	49.9	41.6	62.4



#52
 3-Nitroaniline
 Concen: 31.531 ng
 RT: 15.30 min Scan# 2045
 Delta R.T. -0.00 min
 Lab File: BG031857.D
 Acq: 29 Dec 2017 16:58

Tgt Ion	Resp	Lower	Upper
138	100		
108	12.7	17.5	26.3#
92	96.5	105.8	158.8#

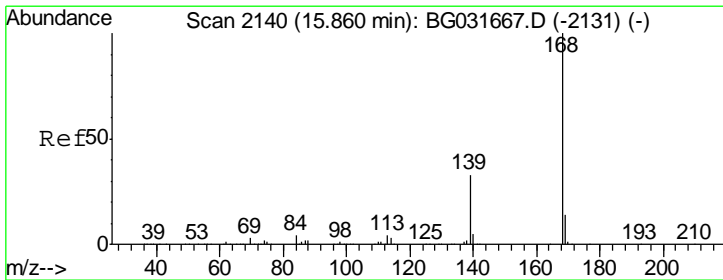
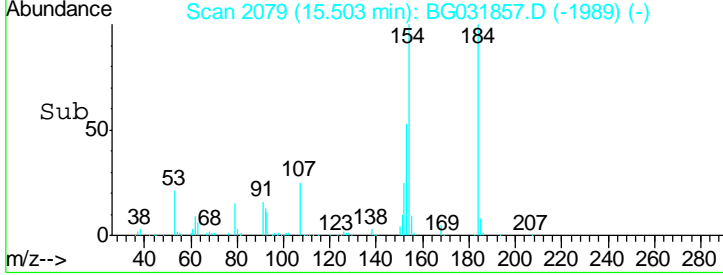
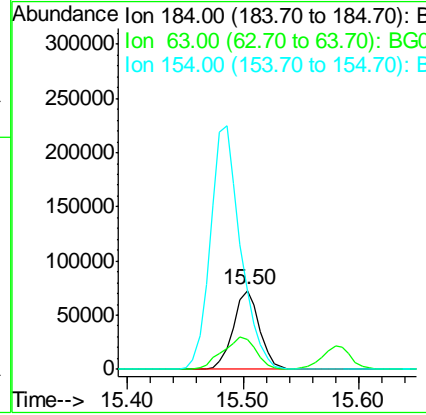
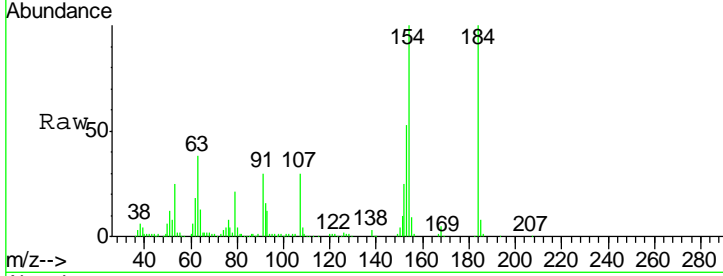




#53
 2,4-Dinitrophenol
 Concen: 104.807 ng
 RT: 15.50 min Scan# 2079
 Delta R.T. 0.00 min
 Lab File: BG031857.D
 Acq: 29 Dec 2017 16:58

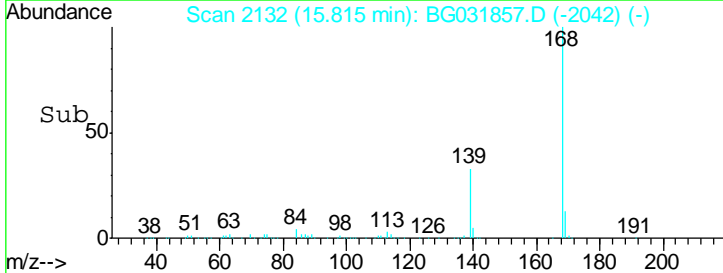
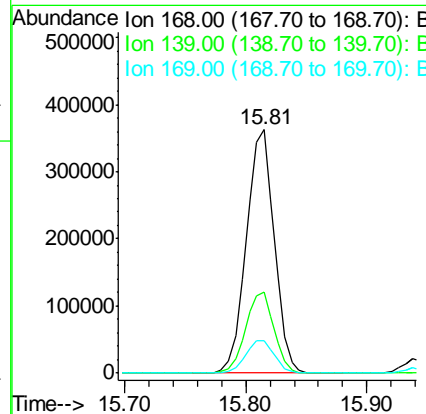
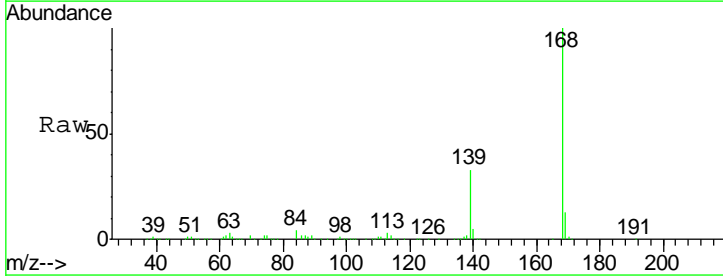
Instrument :
 BNA_G
 ClientSampleID :
 IDOC-01 RJ

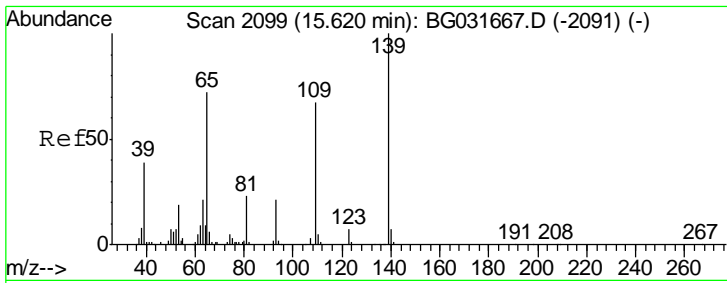
Tgt Ion	Resp	Lower	Upper
184	115971		
184	100		
63	38.3	59.8	89.8#
154	100.3	101.8	152.8#



#54
 Dibenzofuran
 Concen: 35.672 ng
 RT: 15.81 min Scan# 2132
 Delta R.T. 0.00 min
 Lab File: BG031857.D
 Acq: 29 Dec 2017 16:58

Tgt Ion	Resp	Lower	Upper
168	585261		
168	100		
139	33.4	28.6	43.0
169	13.3	11.2	16.8

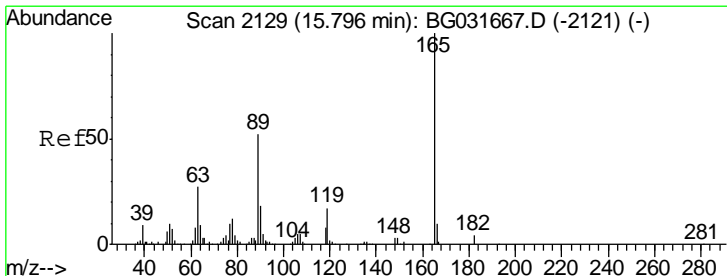
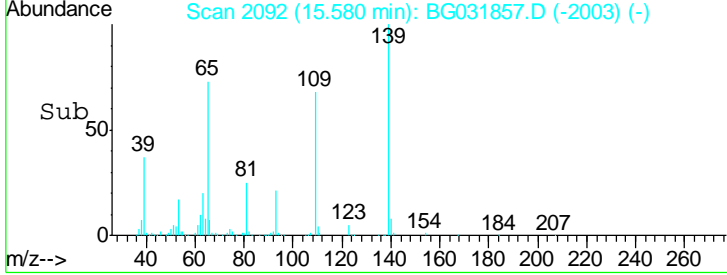
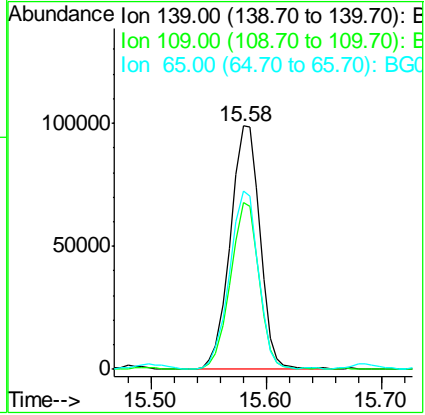
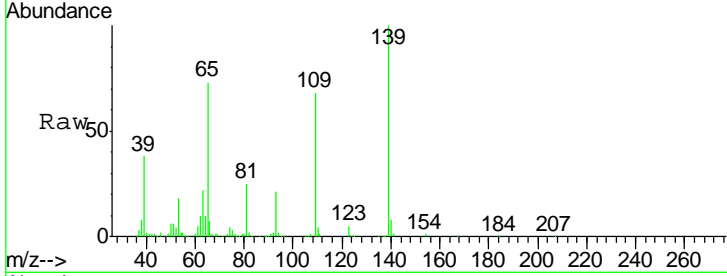




#55
 4-Nitrophenol
 Concen: 87.414 ng
 RT: 15.58 min Scan# 2092
 Delta R.T. -0.00 min
 Lab File: BG031857.D
 Acq: 29 Dec 2017 16:58

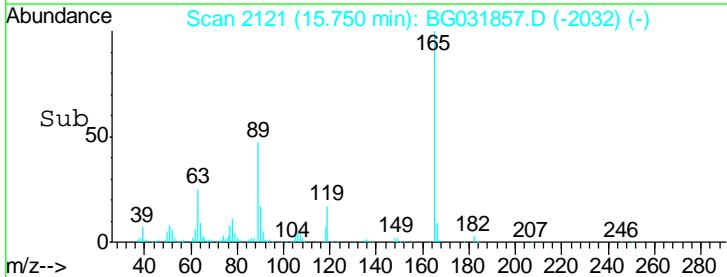
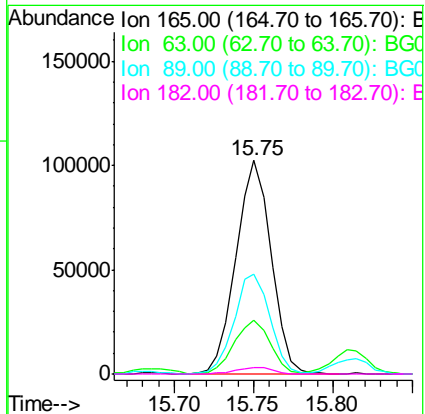
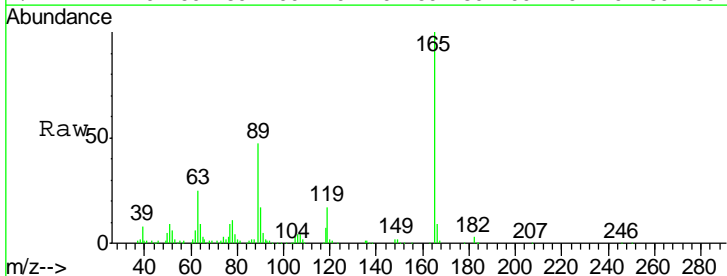
Instrument :
 BNA_G
 ClientSampled :
 IDOC-01 RJ

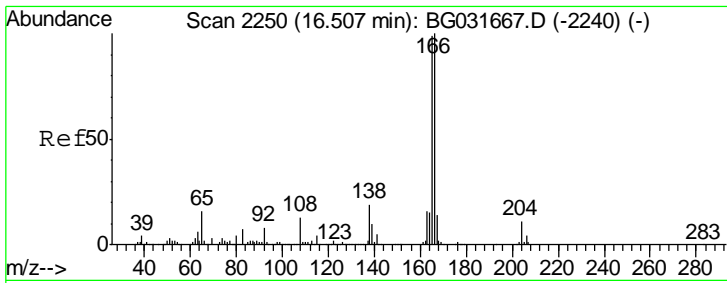
Tgt Ion	Resp	Lower	Upper
139	176393		
109	68.5	62.2	102.2
65	73.3	97.2	137.2#



#56
 2,4-Dinitrotoluene
 Concen: 48.170 ng
 RT: 15.75 min Scan# 2121
 Delta R.T. -0.00 min
 Lab File: BG031857.D
 Acq: 29 Dec 2017 16:58

Tgt Ion	Resp	Lower	Upper
165	157402		
89	46.5	66.9	100.3#
63	25.0	42.0	63.0#
182	3.0	2.6	3.8

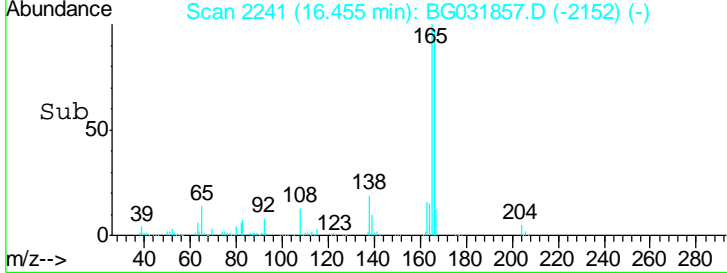
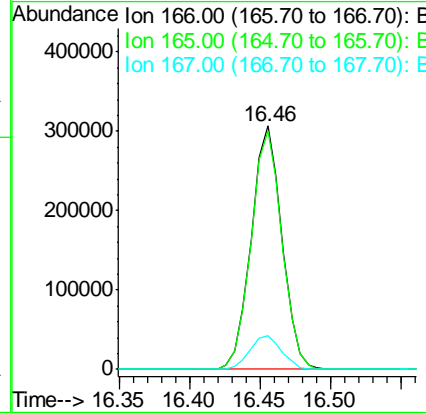
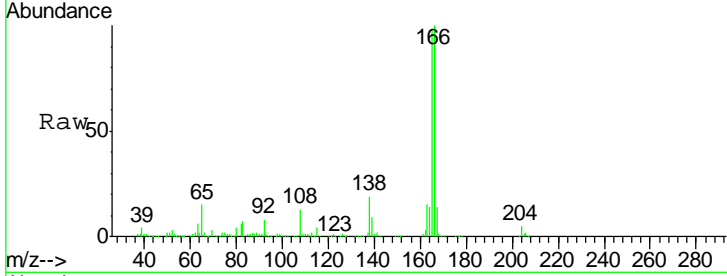




#57
 Fluorene
 Concen: 35.076 ng
 RT: 16.46 min Scan# 2241
 Delta R.T. -0.00 min
 Lab File: BG031857.D
 Acq: 29 Dec 2017 16:58

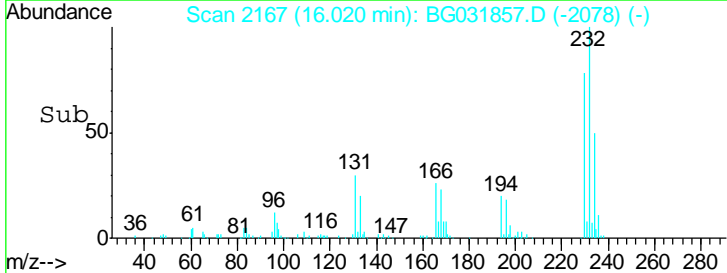
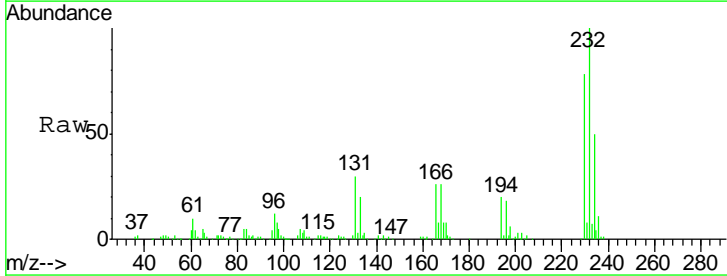
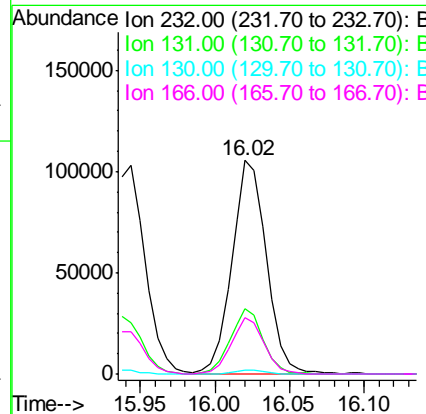
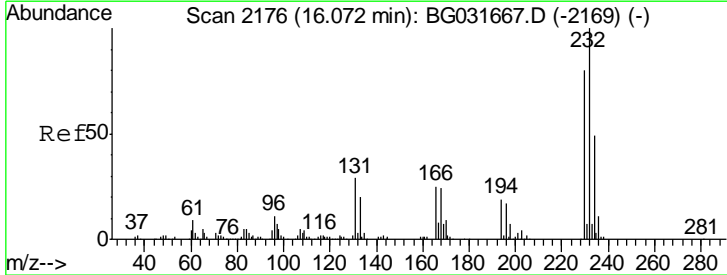
Instrument :
 BNA_G
ClientSampled :
 IDOC-01 RJ

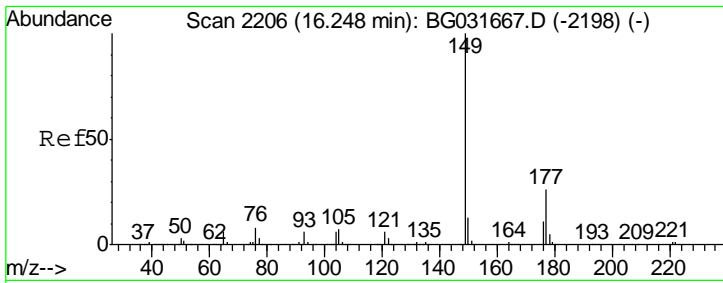
Tgt Ion	Resp	Lower	Upper
166	467515		
165	98.2	80.6	121.0
167	13.7	10.4	15.6



#58
 2,3,4,6-Tetrachlorophenol
 Concen: 41.079 ng
 RT: 16.02 min Scan# 2167
 Delta R.T. -0.00 min
 Lab File: BG031857.D
 Acq: 29 Dec 2017 16:58

Tgt Ion	Resp	Lower	Upper
232	169134		
232	100		
131	29.3	33.5	50.3#
130	1.8	2.2	3.2#
166	25.2	24.8	37.2

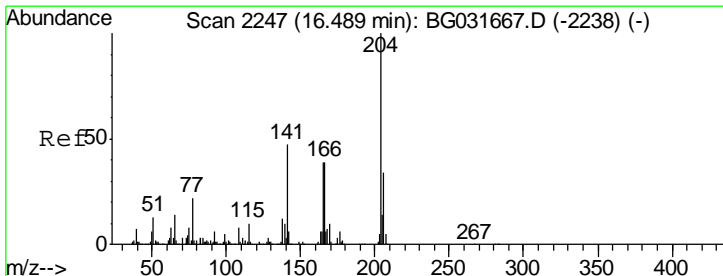
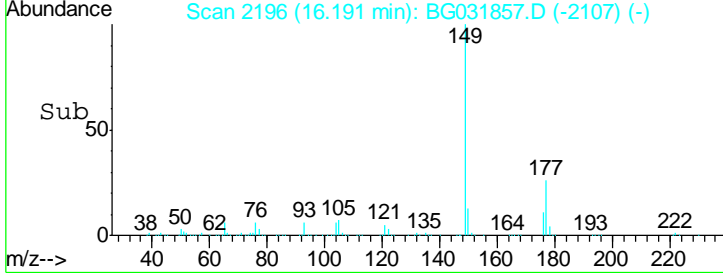
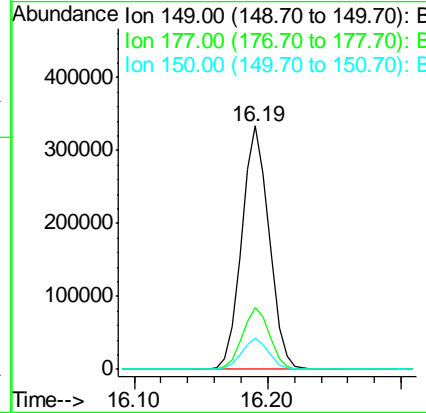
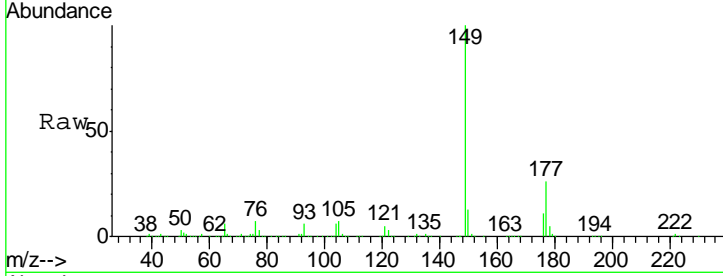




#59
 Diethylphthalate
 Concen: 35.015 ng
 RT: 16.19 min Scan# 2196
 Delta R.T. -0.00 min
 Lab File: BG031857.D
 Acq: 29 Dec 2017 16:58

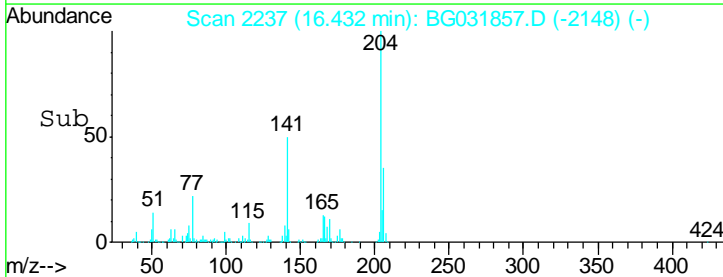
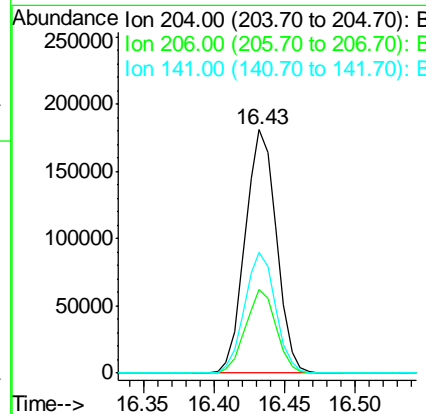
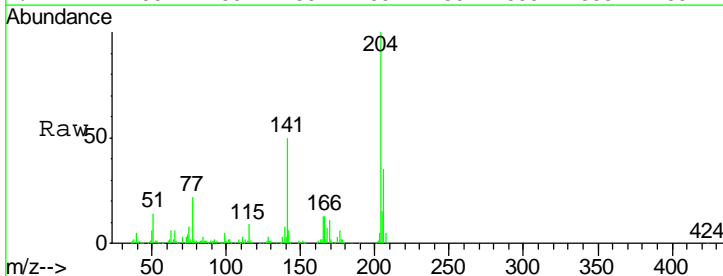
Instrument :
 BNA_G
 ClientSampled :
 IDOC-01 RJ

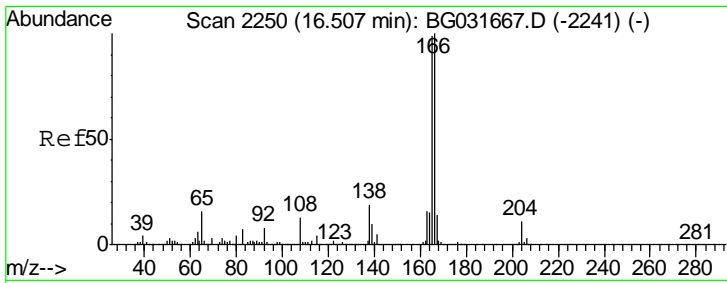
Tgt Ion	Resp	Lower	Upper
149	471439		
177	25.7	18.5	27.7
150	12.6	10.2	15.2



#60
 4-Chlorophenyl-phenylether
 Concen: 34.412 ng
 RT: 16.43 min Scan# 2237
 Delta R.T. -0.00 min
 Lab File: BG031857.D
 Acq: 29 Dec 2017 16:58

Tgt Ion	Resp	Lower	Upper
204	280640		
206	34.5	26.2	39.2
141	49.5	45.8	68.6

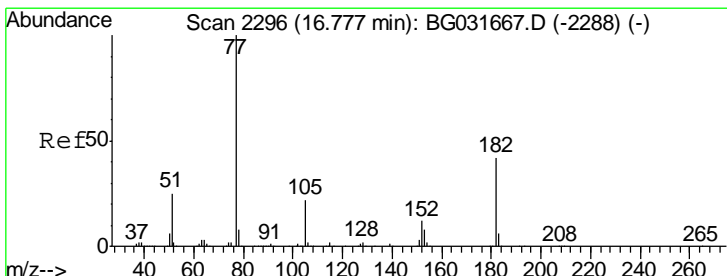
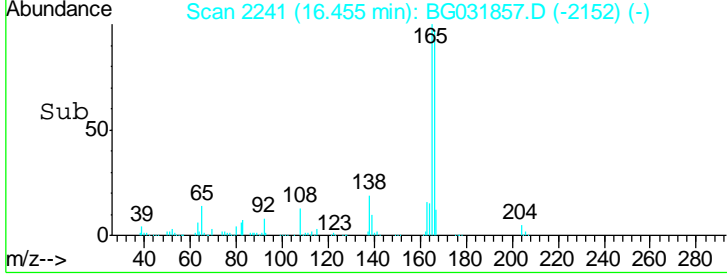
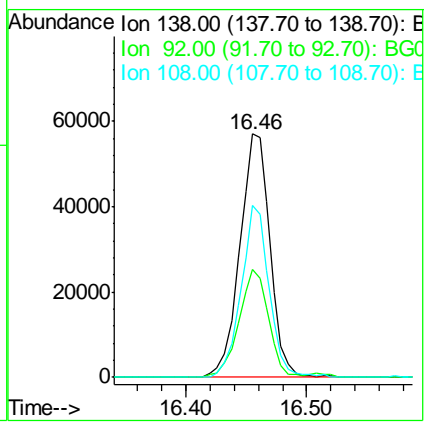
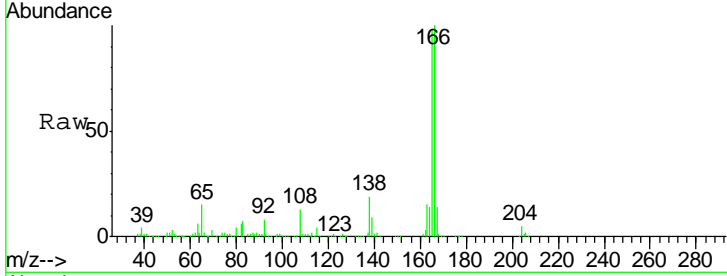




#61
 4-Nitroaniline
 Concen: 41.019 ng
 RT: 16.46 min Scan# 2241
 Delta R.T. -0.00 min
 Lab File: BG031857.D
 Acq: 29 Dec 2017 16:58

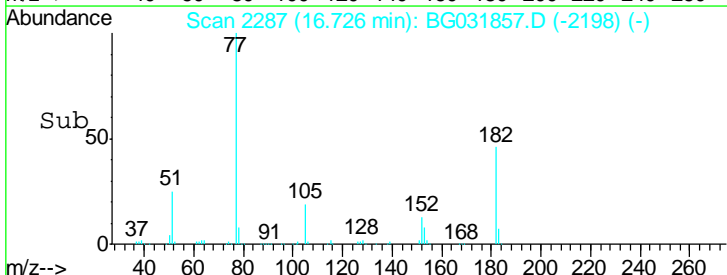
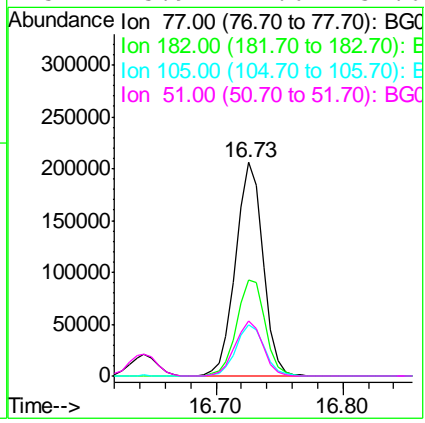
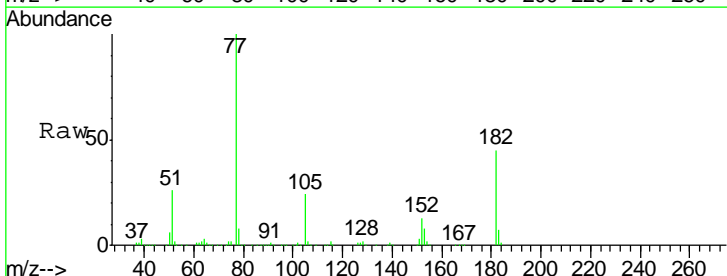
Instrument :
 BNA_G
 ClientSampled :
 IDOC-01 RJ

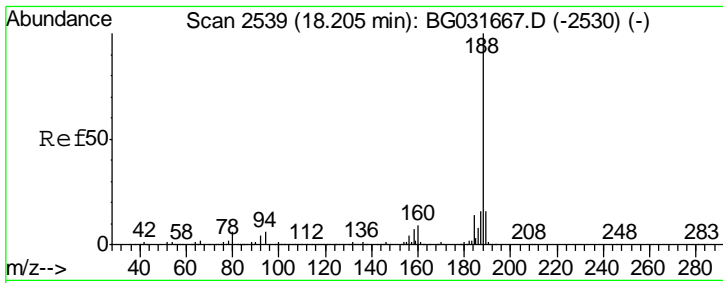
Tgt Ion	Resp	Lower	Upper
138	100		
92	44.3	40.1	80.1
108	70.5	65.4	105.4



#62
 Azobenzene
 Concen: 35.643 ng
 RT: 16.73 min Scan# 2287
 Delta R.T. -0.00 min
 Lab File: BG031857.D
 Acq: 29 Dec 2017 16:58

Tgt Ion	Resp	Lower	Upper
77	100		
182	44.9	7.4	47.4
105	24.0	0.3	40.3
51	25.9	11.6	51.6

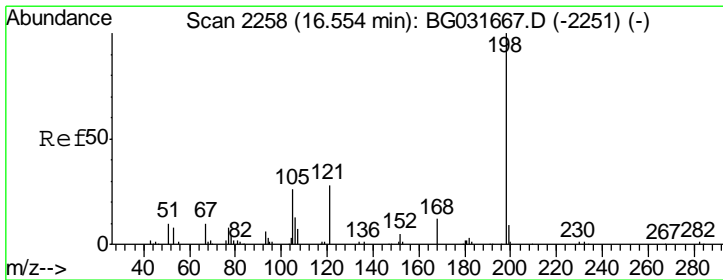
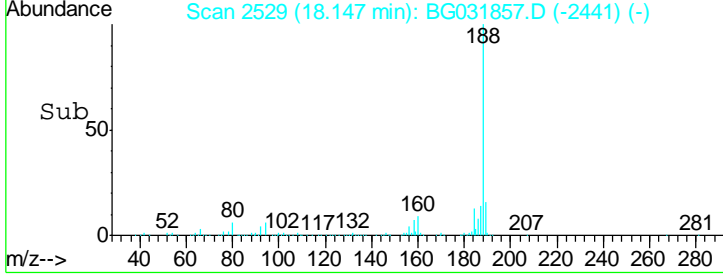
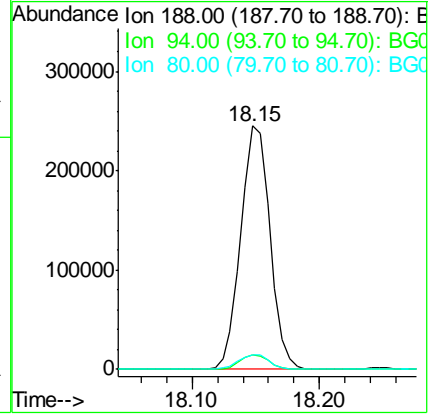
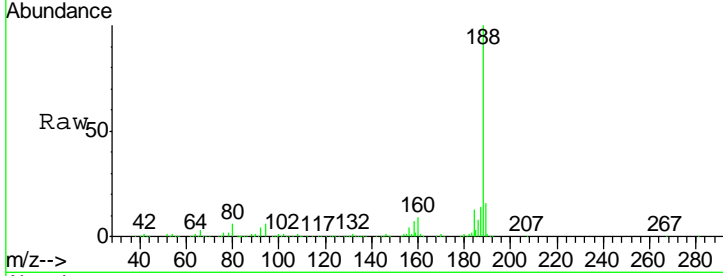




#63
 Phenanthrene-d10
 Concen: 20.000 ng
 RT: 18.15 min Scan# 2529
 Delta R.T. -0.01 min
 Lab File: BG031857.D
 Acq: 29 Dec 2017 16:58

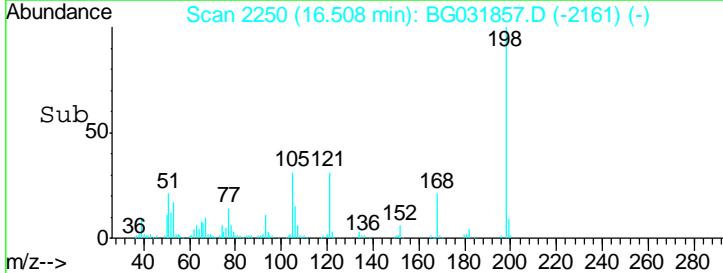
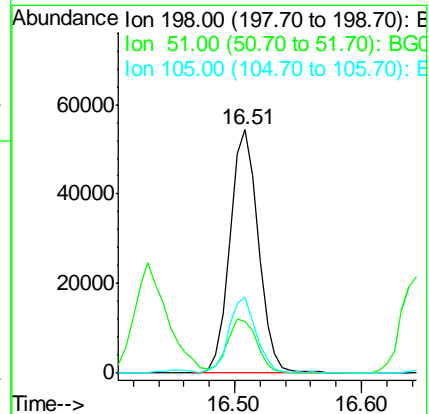
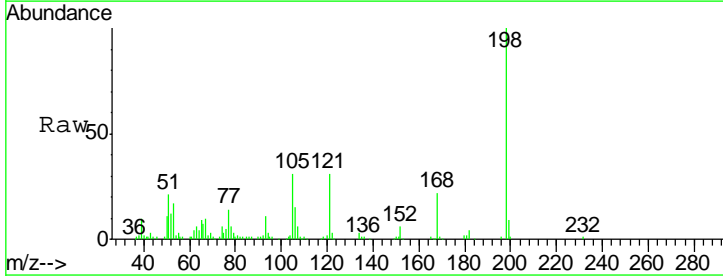
Instrument :
 BNA_G
 ClientSampled :
 IDOC-01 RJ

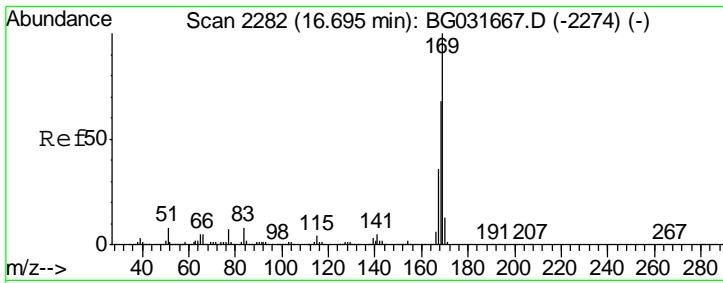
Tgt Ion	Resp	Lower	Upper
188	100		
94	6.1	6.9	10.3#
80	6.0	7.7	11.5#



#64
 4,6-Dinitro-2-methylphenol
 Concen: 44.844 ng
 RT: 16.51 min Scan# 2250
 Delta R.T. -0.00 min
 Lab File: BG031857.D
 Acq: 29 Dec 2017 16:58

Tgt Ion	Resp	Lower	Upper
198	100		
51	21.0	30.6	70.6#
105	31.2	23.8	63.8

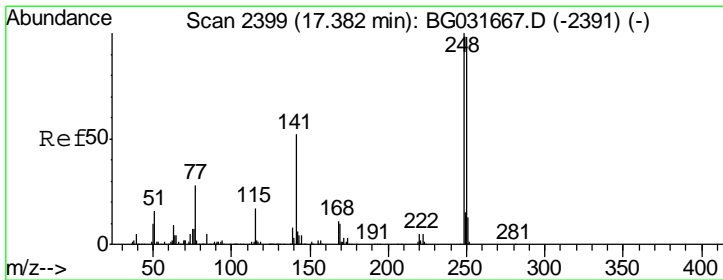
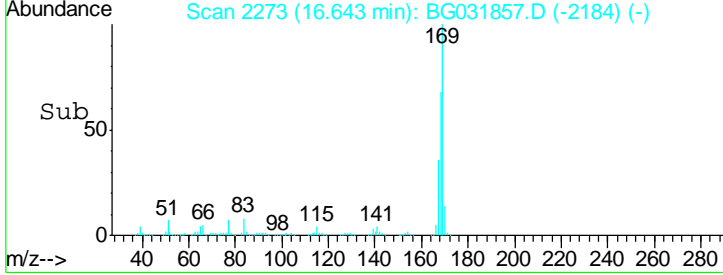
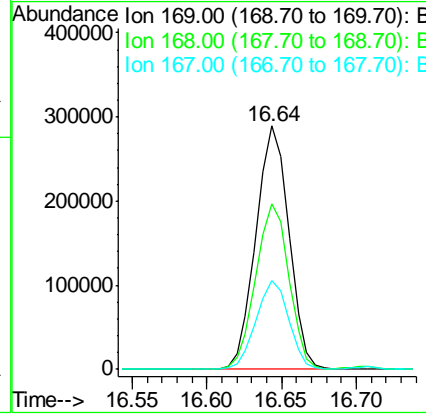
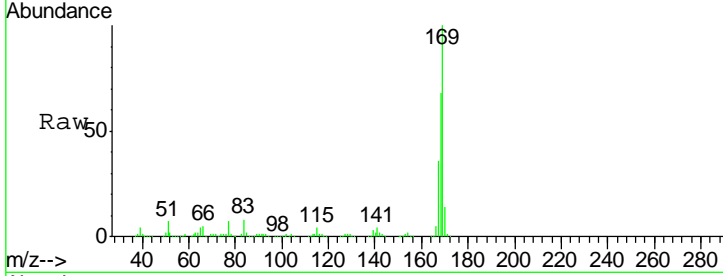




#65
 n-Nitrosodiphenylamine
 Concen: 33.945 ng
 RT: 16.64 min Scan# 2273
 Delta R.T. -0.00 min
 Lab File: BG031857.D
 Acq: 29 Dec 2017 16:58

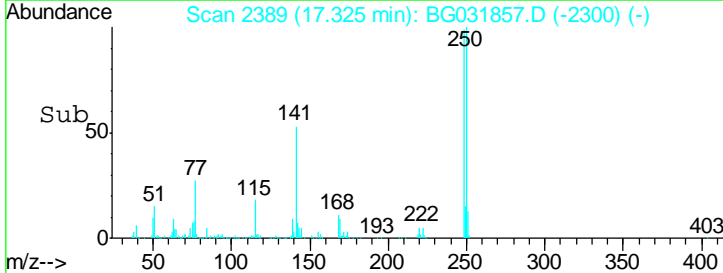
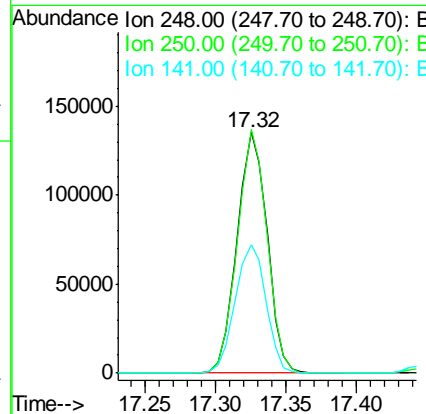
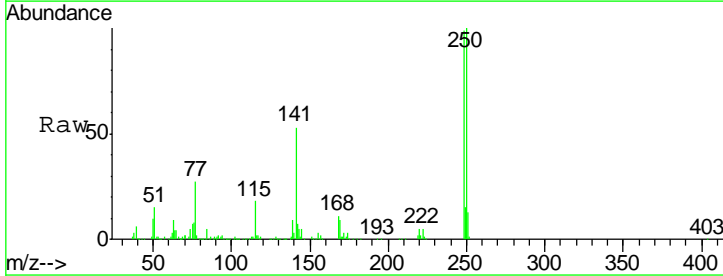
Instrument :
 BNA_G
ClientSampled :
 IDOC-01 RJ

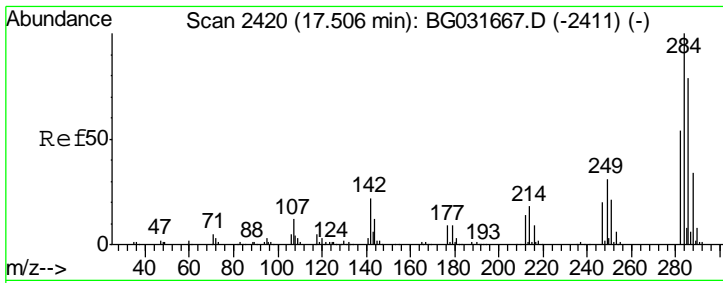
Tgt Ion	Resp	Lower	Upper
169	100		
168	68.2	55.7	83.5
167	36.4	30.1	45.1



#66
 4-Bromophenyl-phenylether
 Concen: 35.588 ng
 RT: 17.32 min Scan# 2389
 Delta R.T. -0.00 min
 Lab File: BG031857.D
 Acq: 29 Dec 2017 16:58

Tgt Ion	Resp	Lower	Upper
248	100		
250	101.1	77.1	115.7
141	53.4	50.8	76.2

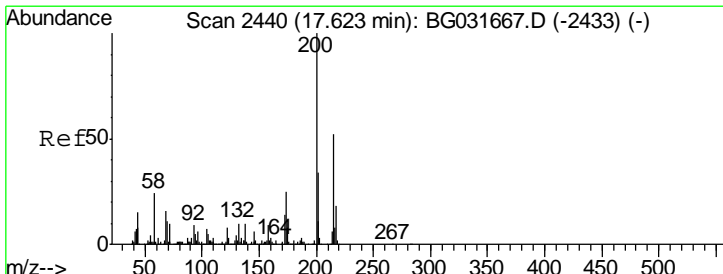
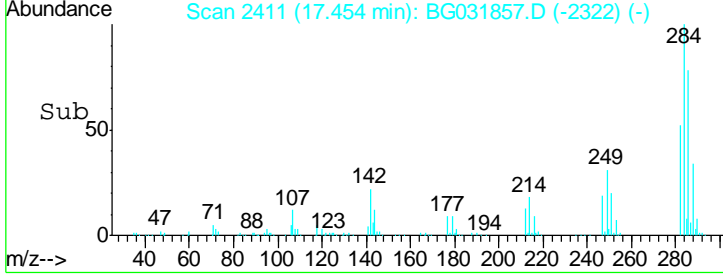
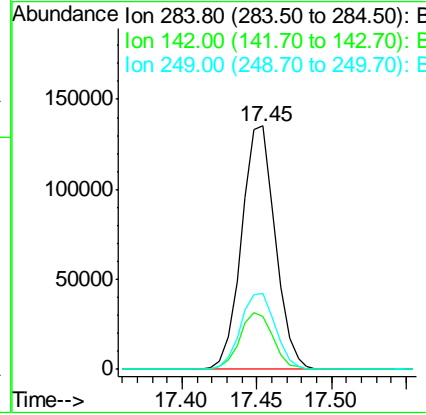
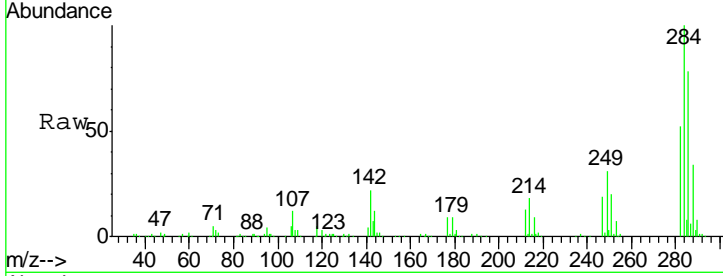




#67
 Hexachlorobenzene
 Concen: 36.523 ng
 RT: 17.45 min Scan# 2411
 Delta R.T. -0.00 min
 Lab File: BG031857.D
 Acq: 29 Dec 2017 16:58

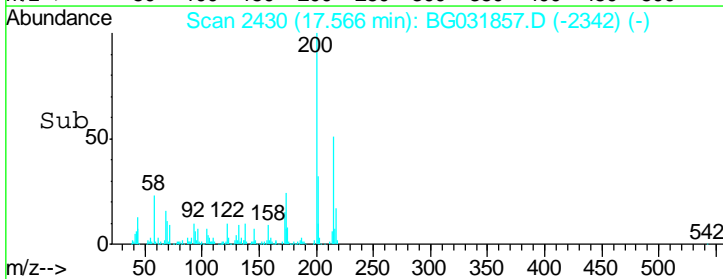
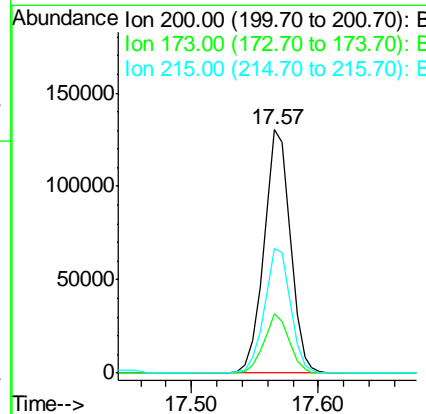
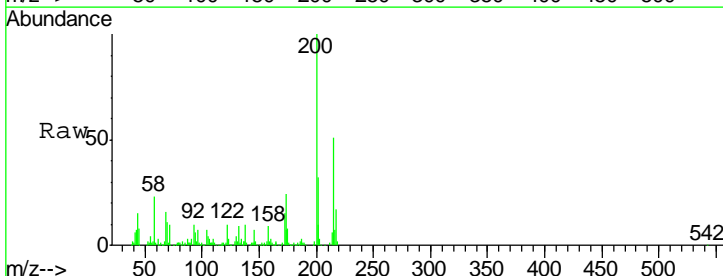
Instrument : BNA_G
 ClientSampleId : IDOC-01 RJ

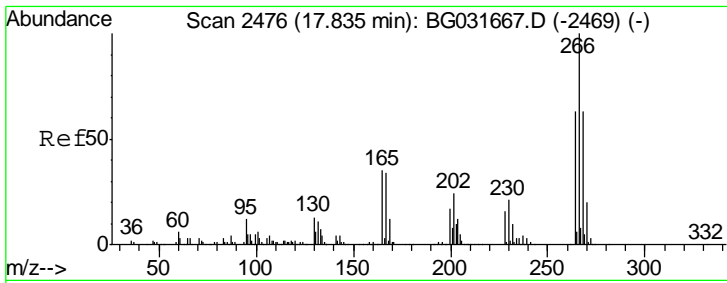
Tgt Ion	Resp	Lower	Upper
284	211218		
142	21.8	26.8	40.2#
249	31.4	26.3	39.5



#68
 Atrazine
 Concen: 37.444 ng
 RT: 17.57 min Scan# 2430
 Delta R.T. -0.01 min
 Lab File: BG031857.D
 Acq: 29 Dec 2017 16:58

Tgt Ion	Resp	Lower	Upper
200	189176		
173	24.2	5.2	45.2
215	51.1	30.4	70.4

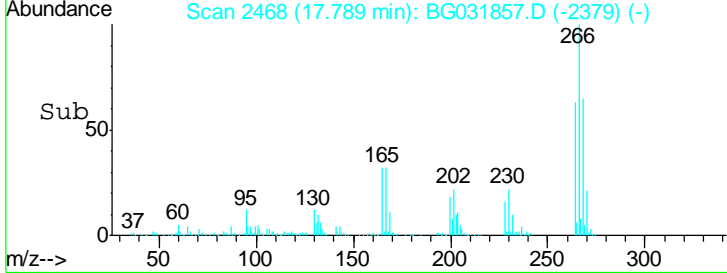
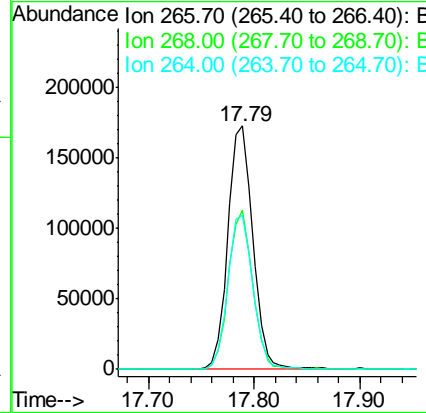
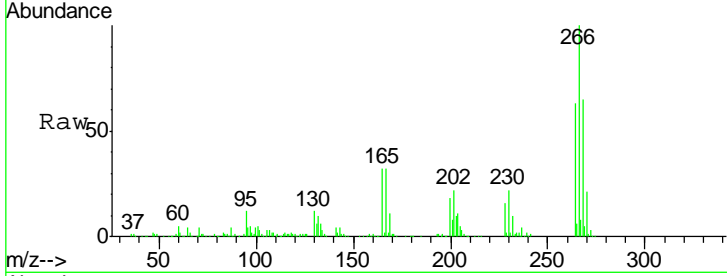




#69
 Pentachlorophenol
 Concen: 70.994 ng
 RT: 17.79 min Scan# 2468
 Delta R.T. -0.00 min
 Lab File: BG031857.D
 Acq: 29 Dec 2017 16:58

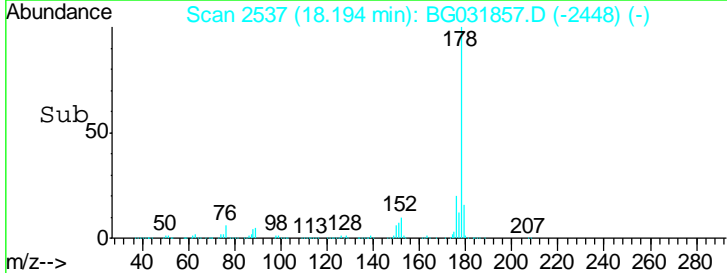
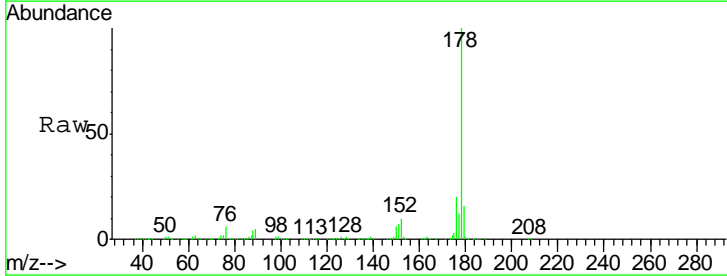
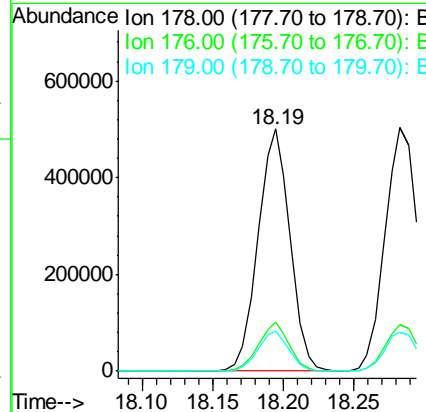
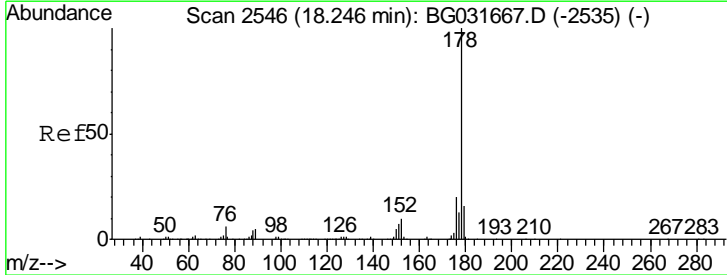
Instrument :
 BNA_G
ClientSampled :
 IDOC-01 RJ

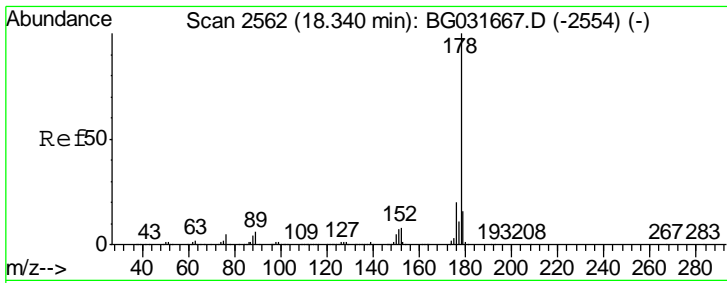
Tgt Ion	Resp	Lower	Upper
266	100		
268	65.3	51.1	76.7
264	63.0	49.6	74.4



#70
 Phenanthrene
 Concen: 35.815 ng
 RT: 18.19 min Scan# 2537
 Delta R.T. -0.00 min
 Lab File: BG031857.D
 Acq: 29 Dec 2017 16:58

Tgt Ion	Resp	Lower	Upper
178	100		
176	20.1	15.7	23.5
179	16.4	12.5	18.7



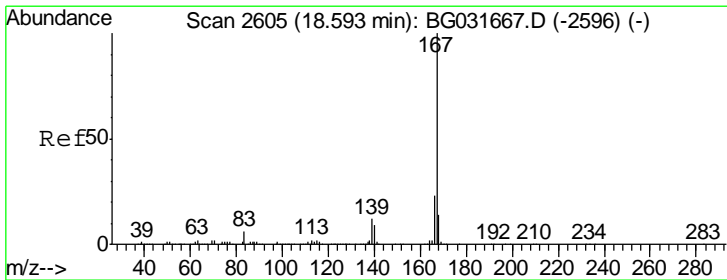
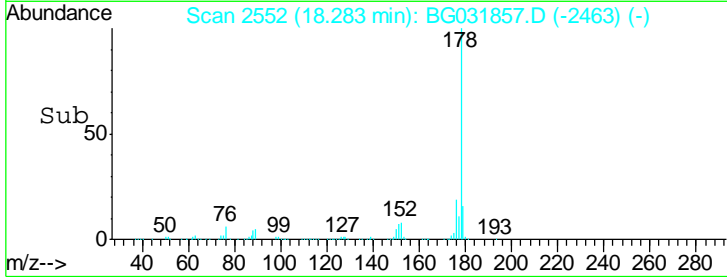
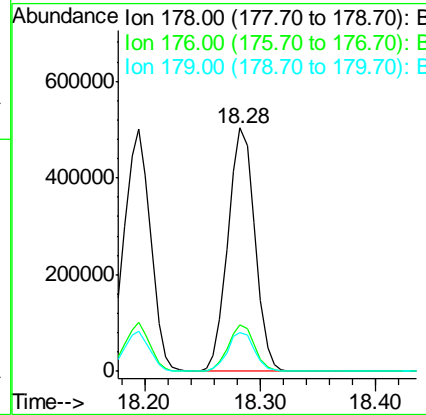
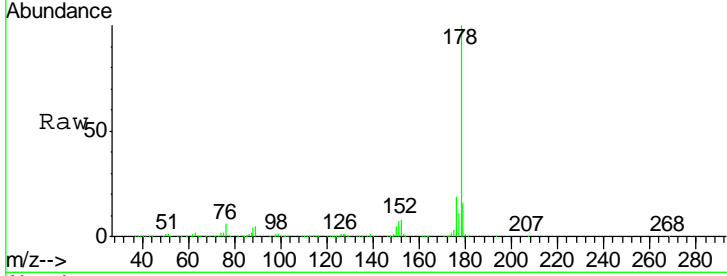


#71
 Anthracene
 Concen: 36.413 ng
 RT: 18.28 min Scan# 2552
 Delta R.T. -0.00 min
 Lab File: BG031857.D
 Acq: 29 Dec 2017 16:58

Instrument :
 BNA_G
 ClientSampled :
 IDOC-01 RJ

Tgt Ion:178 Resp: 813222

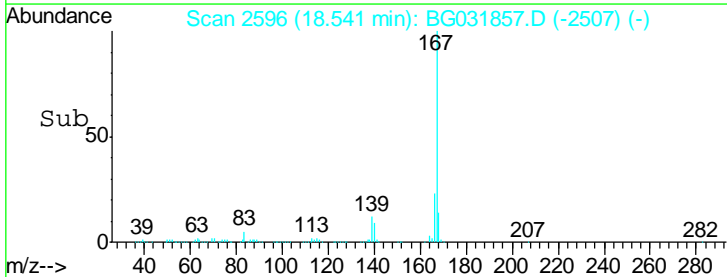
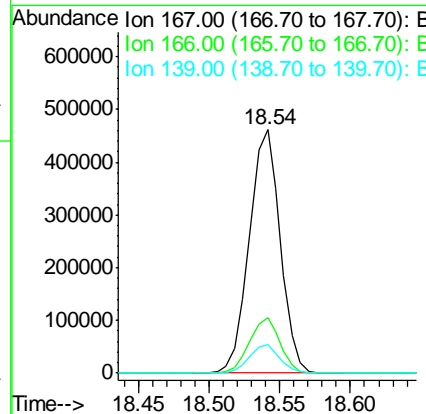
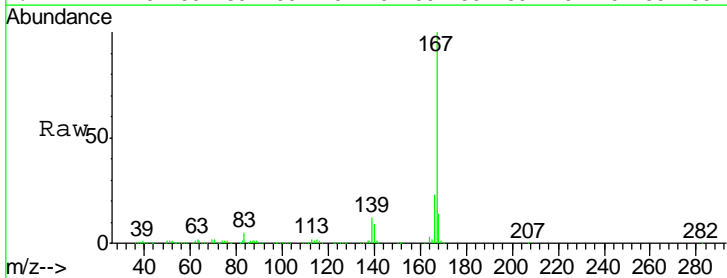
Ion	Ratio	Lower	Upper
178	100		
176	19.2	16.0	24.0
179	15.9	12.5	18.7

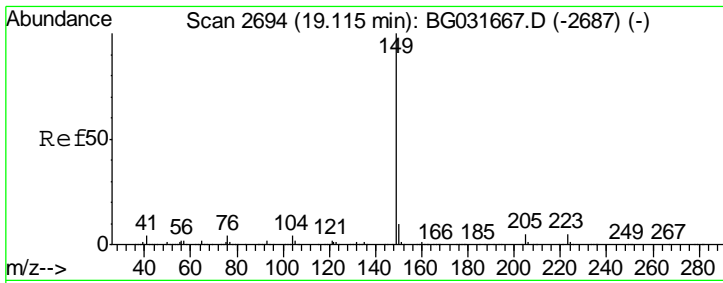


#72
 Carbazole
 Concen: 35.919 ng
 RT: 18.54 min Scan# 2596
 Delta R.T. -0.00 min
 Lab File: BG031857.D
 Acq: 29 Dec 2017 16:58

Tgt Ion:167 Resp: 710014

Ion	Ratio	Lower	Upper
167	100		
166	22.9	18.2	27.4
139	11.5	9.4	14.2

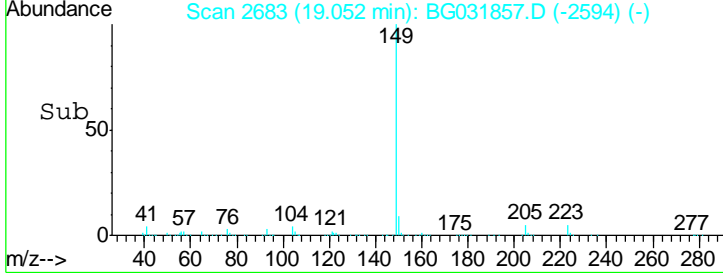
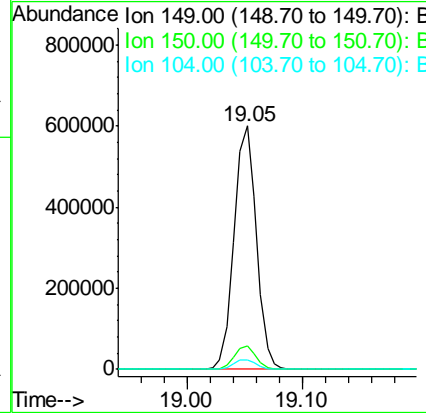
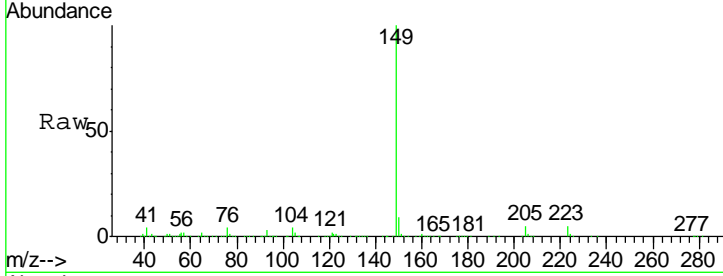




#73
 Di-n-butylphthalate
 Concen: 36.396 ng
 RT: 19.05 min Scan# 2683
 Delta R.T. -0.00 min
 Lab File: BG031857.D
 Acq: 29 Dec 2017 16:58

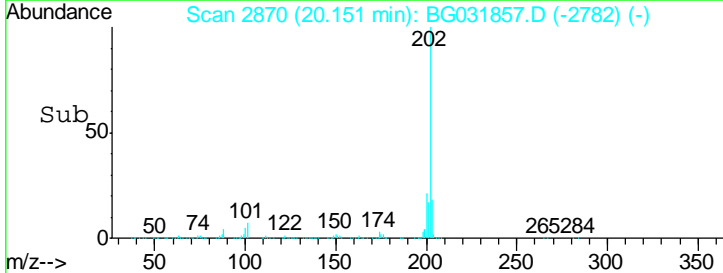
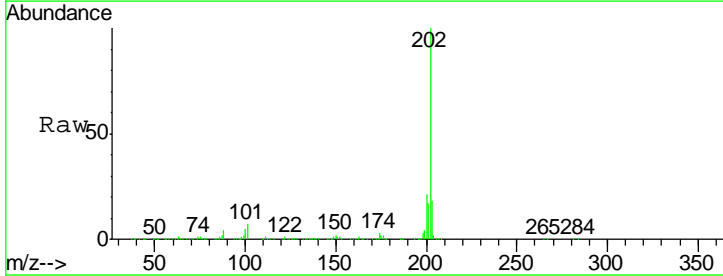
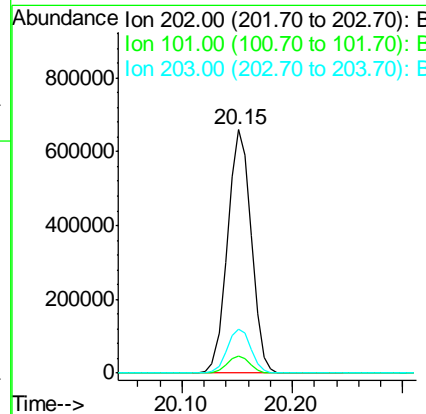
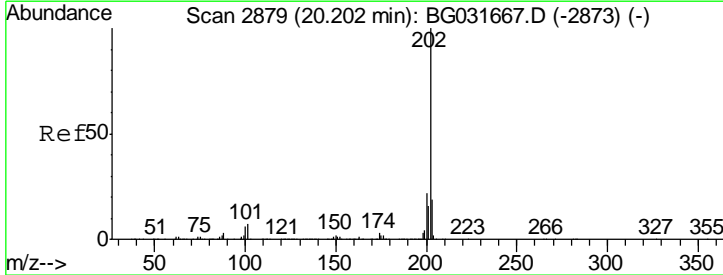
Instrument :
 BNA_G
 ClientSampleId :
 IDOC-01 RJ

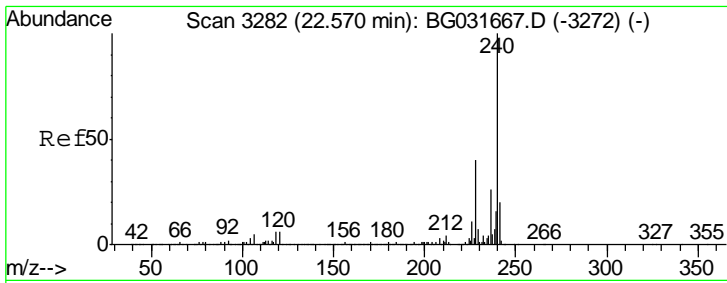
Tgt Ion	Resp	Lower	Upper
149	100		
150	9.5	7.8	11.6
104	4.0	3.9	5.9



#74
 Fluoranthene
 Concen: 36.518 ng
 RT: 20.15 min Scan# 2870
 Delta R.T. -0.01 min
 Lab File: BG031857.D
 Acq: 29 Dec 2017 16:58

Tgt Ion	Resp	Lower	Upper
202	100		
101	6.9	0.0	28.9
203	18.2	0.0	37.5

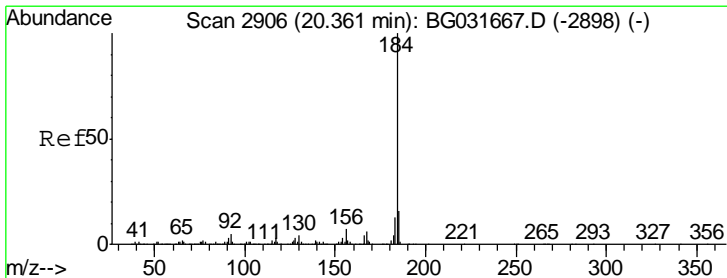
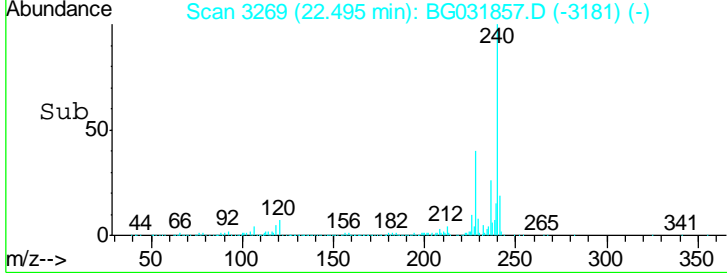
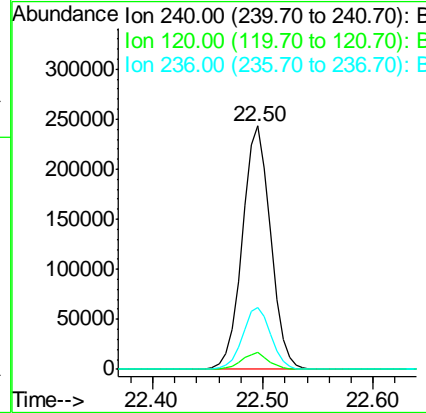
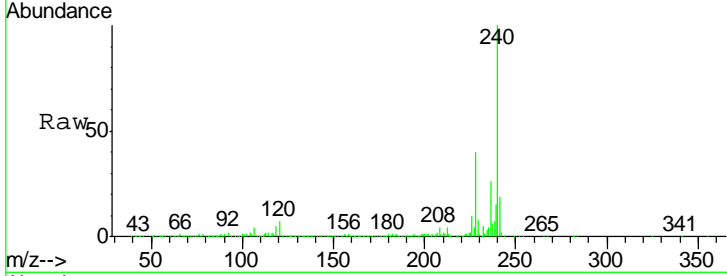




#75
 Chrysene-d12
 Concen: 20.000 ng
 RT: 22.50 min Scan# 3269
 Delta R.T. -0.01 min
 Lab File: BG031857.D
 Acq: 29 Dec 2017 16:58

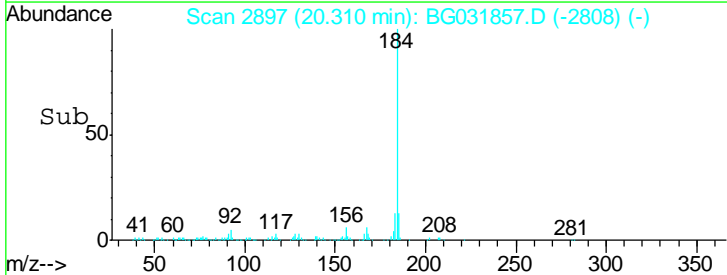
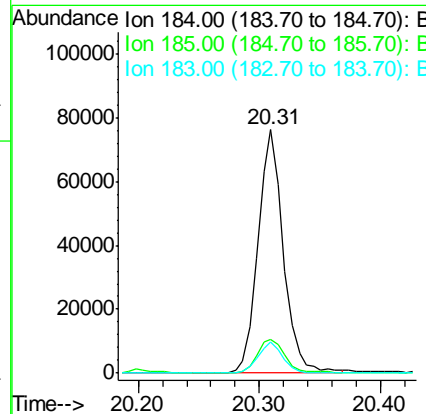
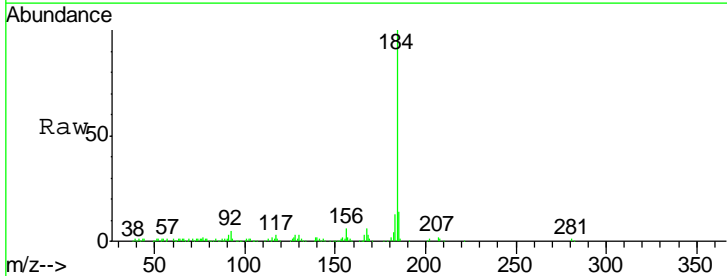
Instrument :
 BNA_G
 ClientSampled :
 IDOC-01 RJ

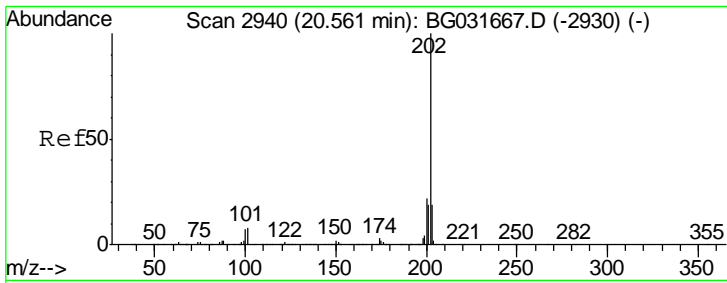
Tgt Ion	Resp	Lower	Upper
240	436686		
120	6.9	6.8	10.2
236	25.6	20.9	31.3



#76
 Benzidine
 Concen: 8.271 ng
 RT: 20.31 min Scan# 2897
 Delta R.T. -0.00 min
 Lab File: BG031857.D
 Acq: 29 Dec 2017 16:58

Tgt Ion	Resp	Lower	Upper
184	111479		
185	13.7	11.1	16.7
183	12.8	10.6	16.0



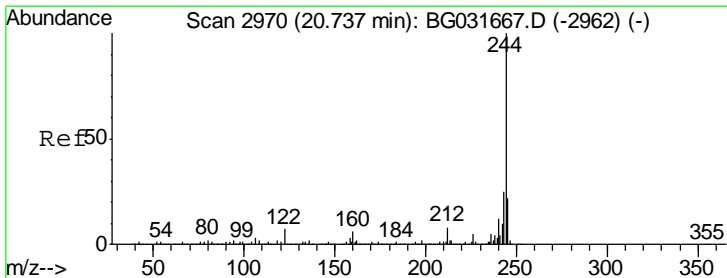
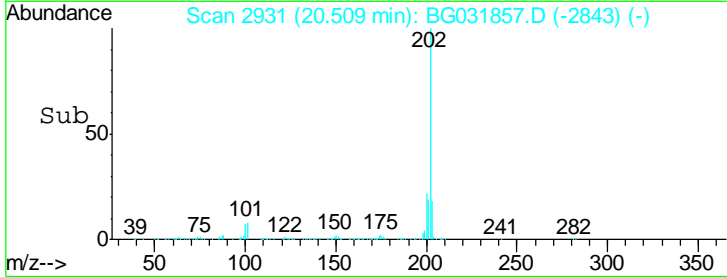
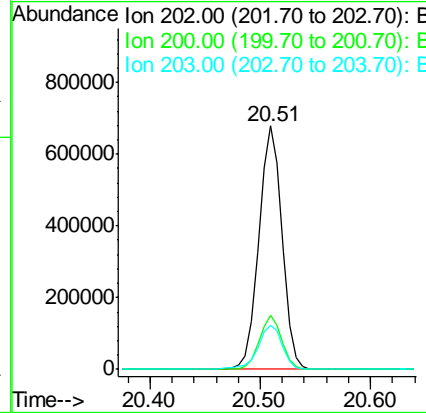
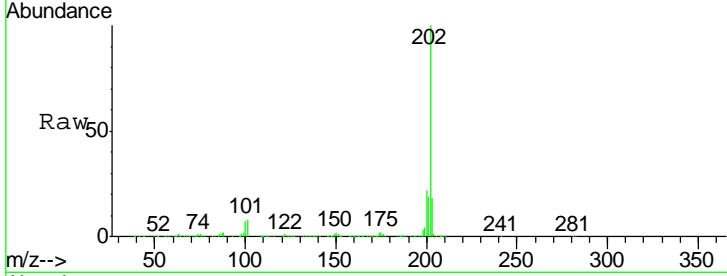


#77
 Pyrene
 Concen: 35.800 ng
 RT: 20.51 min Scan# 2931
 Delta R.T. -0.01 min
 Lab File: BG031857.D
 Acq: 29 Dec 2017 16:58

Instrument :
 BNA_G
 ClientSampled :
 IDOC-01 RJ

Tgt Ion: 202 Resp: 998621

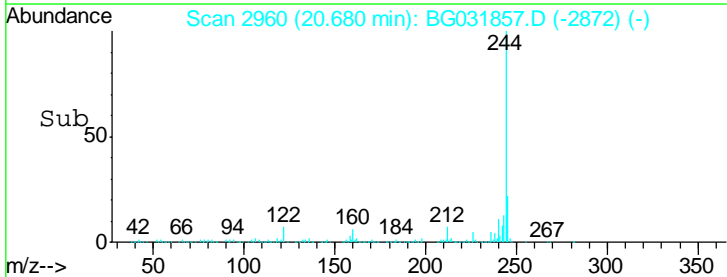
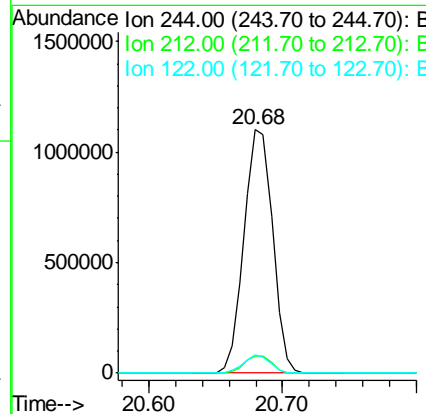
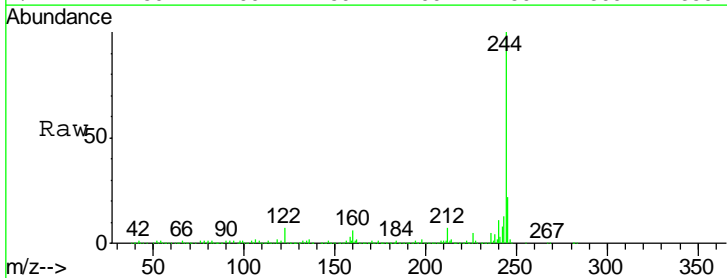
Ion	Ratio	Lower	Upper
202	100		
200	22.1	16.9	25.3
203	18.2	13.9	20.9

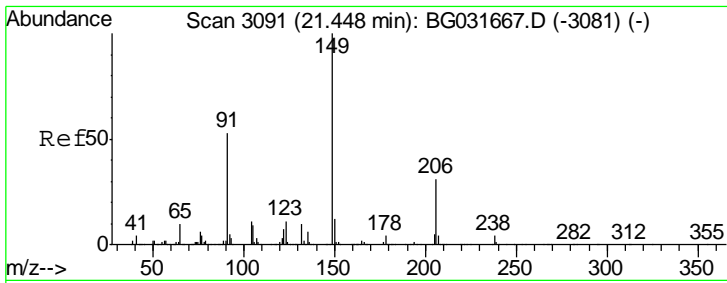


#78
 Terphenyl-d14
 Concen: 85.173 ng
 RT: 20.68 min Scan# 2960
 Delta R.T. -0.01 min
 Lab File: BG031857.D
 Acq: 29 Dec 2017 16:58

Tgt Ion: 244 Resp: 1627982

Ion	Ratio	Lower	Upper
244	100		
212	7.3	5.8	8.8
122	7.4	7.0	10.4

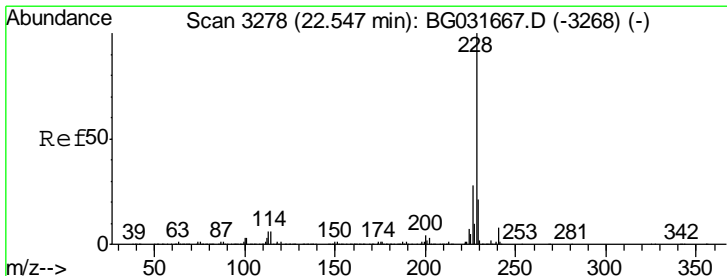
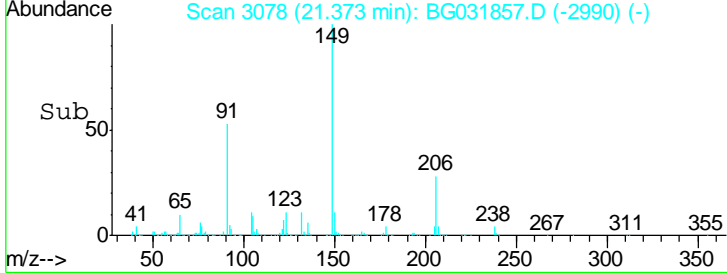
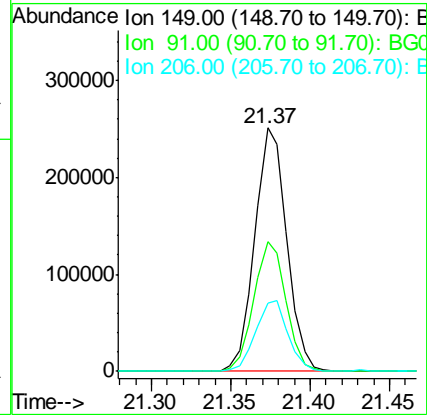
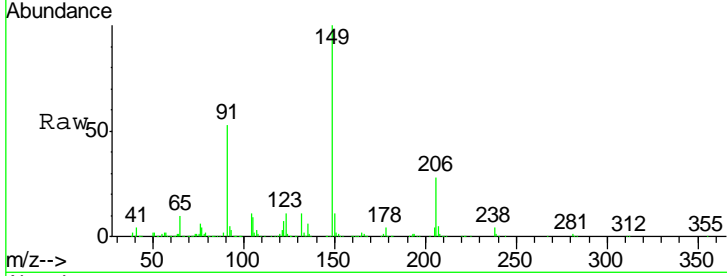




#79
 Butylbenzylphthalate
 Concen: 37.632 ng
 RT: 21.37 min Scan# 3078
 Delta R.T. -0.01 min
 Lab File: BG031857.D
 Acq: 29 Dec 2017 16:58

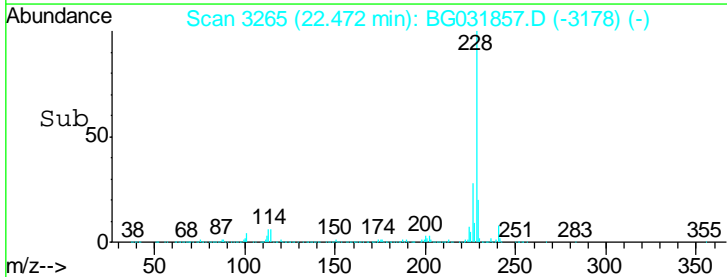
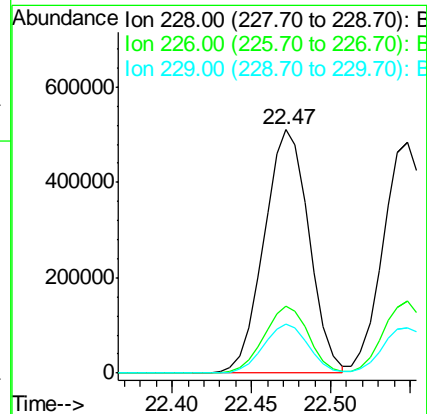
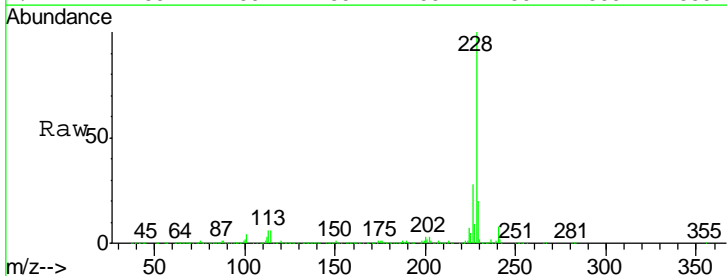
Instrument :
 BNA_G
 ClientSampled :
 IDOC-01 RJ

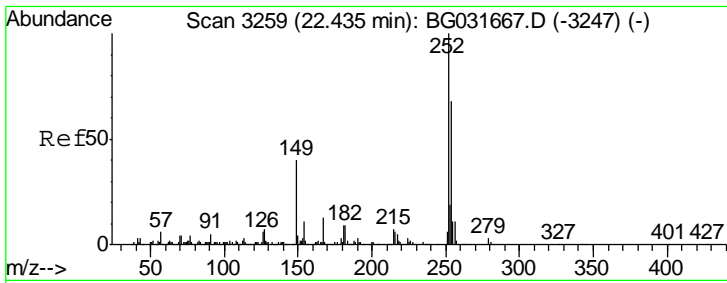
Tgt Ion	Resp	Lower	Upper
149	352383		
91	53.4	62.2	93.2#
206	28.0	18.6	27.8#



#80
 Benzo(a)anthracene
 Concen: 36.061 ng
 RT: 22.47 min Scan# 3265
 Delta R.T. -0.02 min
 Lab File: BG031857.D
 Acq: 29 Dec 2017 16:58

Tgt Ion	Resp	Lower	Upper
228	1001708		
226	27.6	22.7	34.1
229	20.0	16.2	24.2

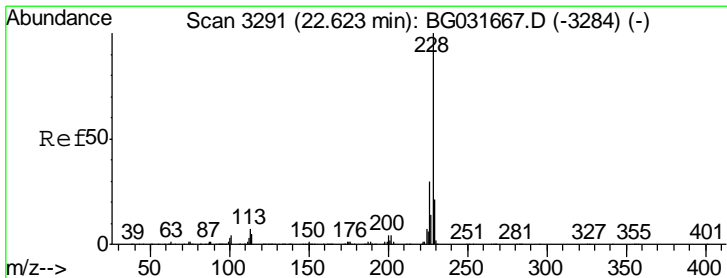
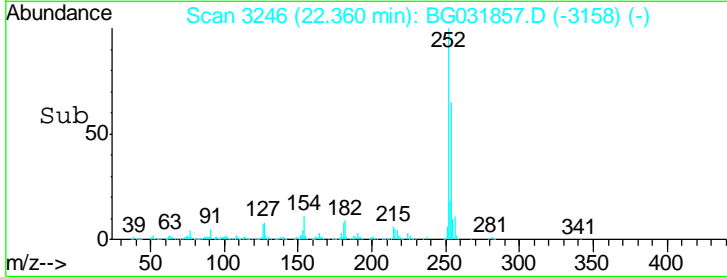
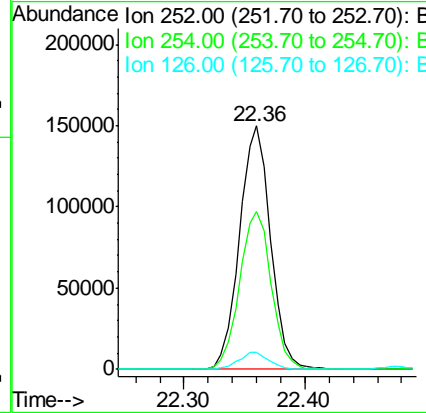
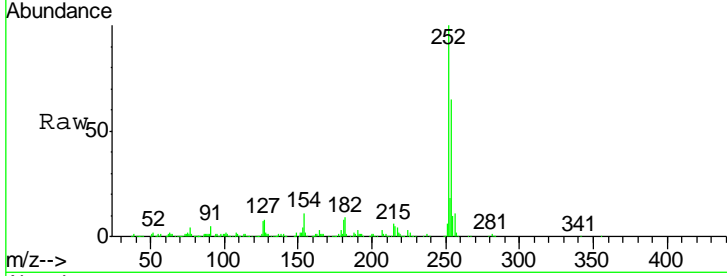




#81
 3,3'-Dichlorobenzidine
 Concen: 24.902 ng
 RT: 22.36 min Scan# 3246
 Delta R.T. -0.01 min
 Lab File: BG031857.D
 Acq: 29 Dec 2017 16:58

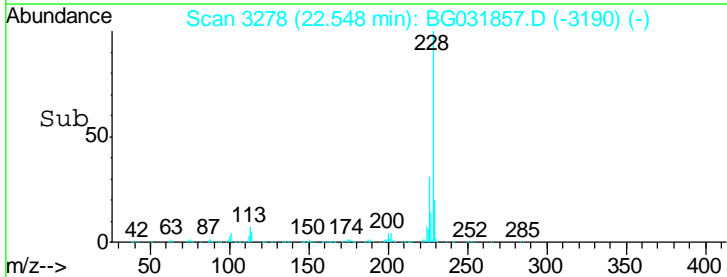
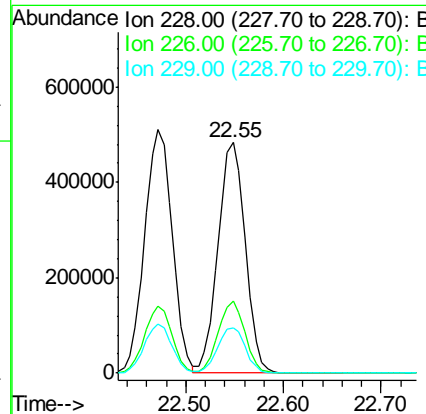
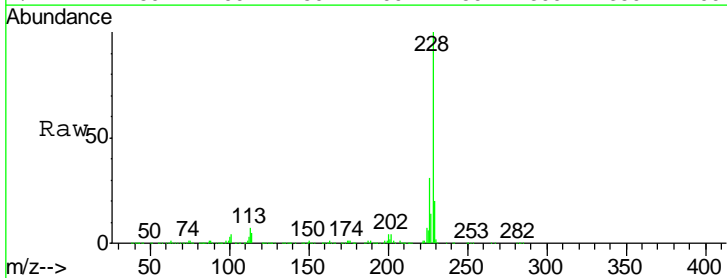
Instrument :
 BNA_G
 ClientSampleId :
 IDOC-01 RJ

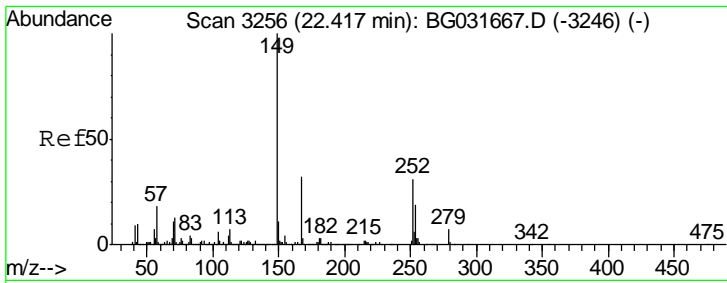
Tgt Ion	Resp	Lower	Upper
252	268200		
254	65.0	50.8	76.2
126	7.1	7.4	11.2#



#82
 Chrysene
 Concen: 35.611 ng
 RT: 22.55 min Scan# 3278
 Delta R.T. -0.01 min
 Lab File: BG031857.D
 Acq: 29 Dec 2017 16:58

Tgt Ion	Resp	Lower	Upper
228	935942		
226	31.0	24.9	37.3
229	19.7	15.0	22.4

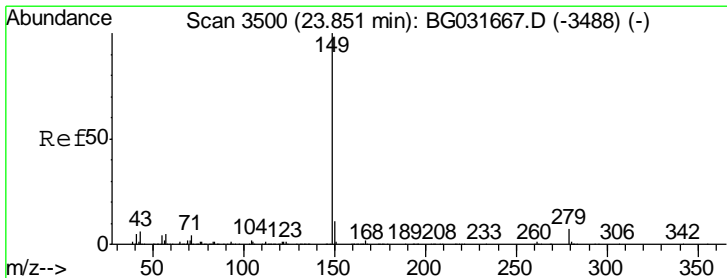
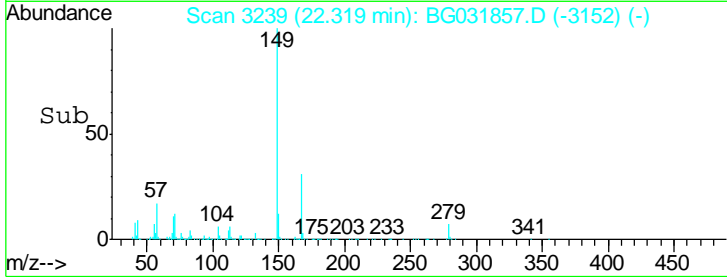
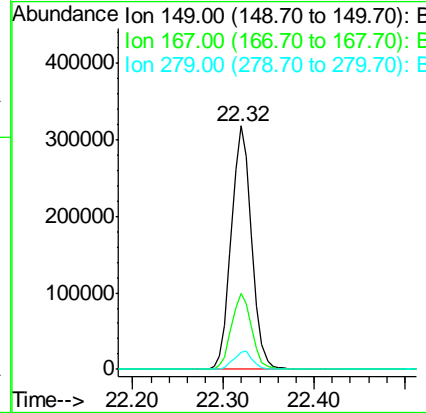
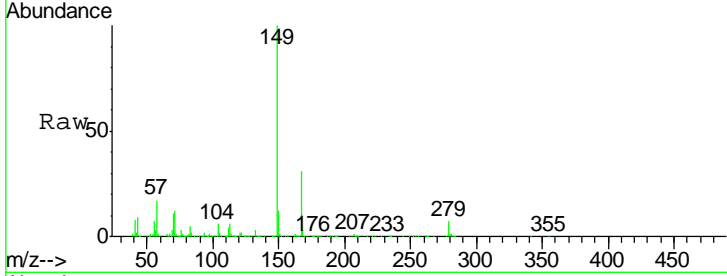




#83
 Bis(2-ethylhexyl)phthalate
 Concen: 36.390 ng
 RT: 22.32 min Scan# 3239
 Delta R.T. -0.02 min
 Lab File: BG031857.D
 Acq: 29 Dec 2017 16:58

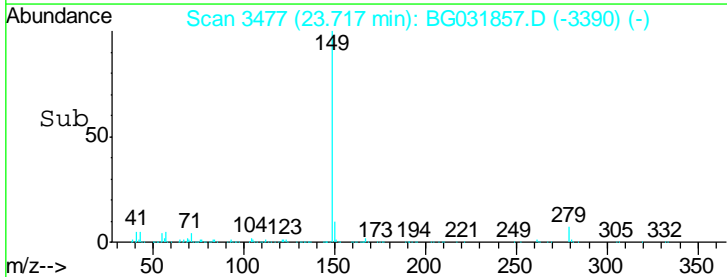
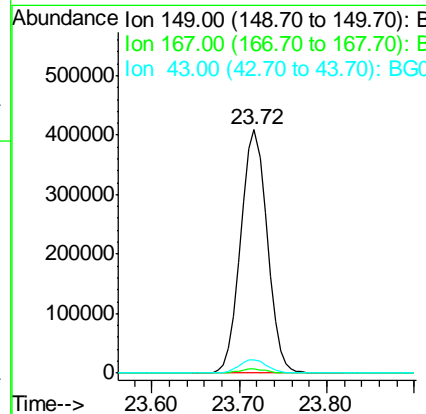
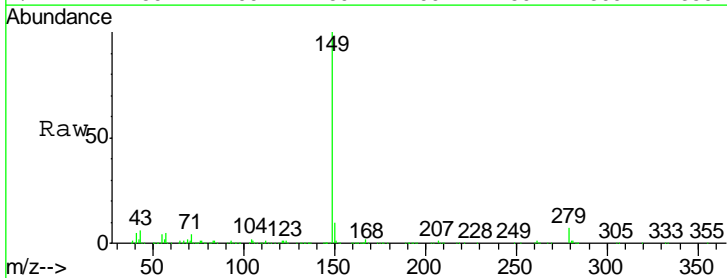
Instrument :
 BNA_G
 ClientSampled :
 IDOC-01 RJ

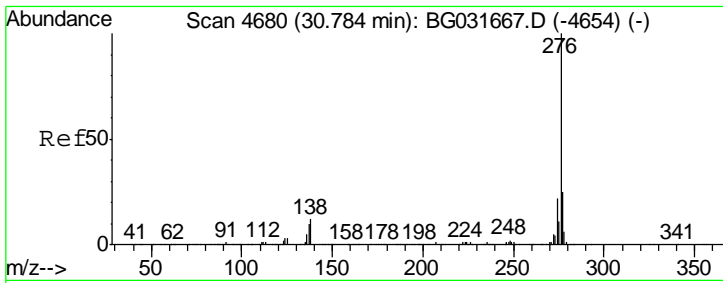
Tgt Ion	Resp	Lower	Upper
149	100		
167	31.4	24.3	36.5
279	7.2	4.0	6.0



#84
 Di-n-octyl phthalate
 Concen: 36.542 ng
 RT: 23.72 min Scan# 3477
 Delta R.T. -0.02 min
 Lab File: BG031857.D
 Acq: 29 Dec 2017 16:58

Tgt Ion	Resp	Lower	Upper
149	100		
167	1.9	1.4	2.0
43	5.5	8.9	13.3

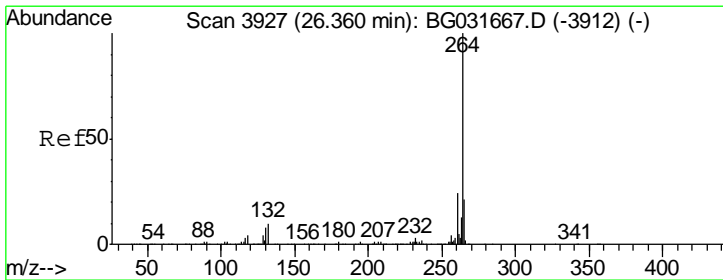
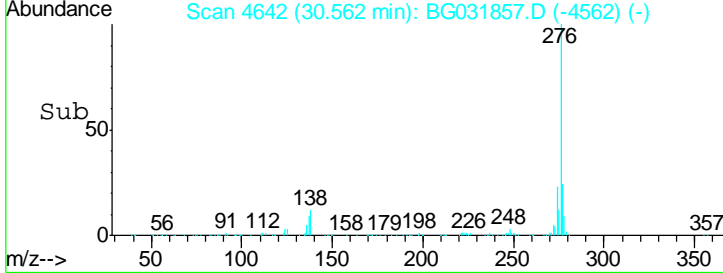
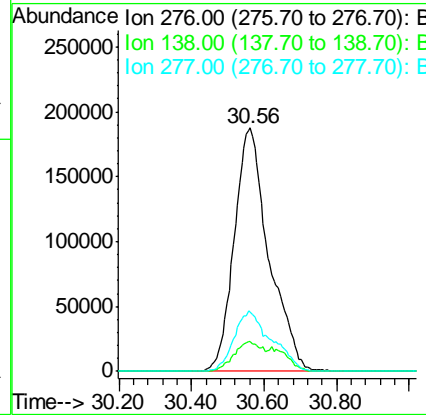
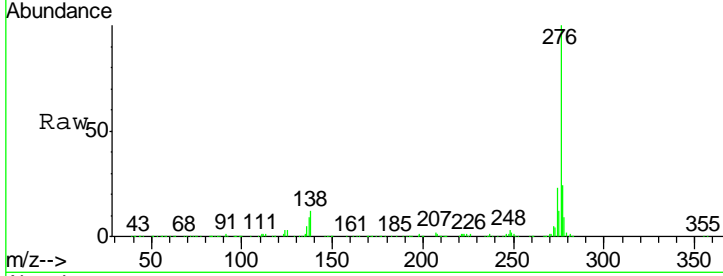




#85
 Indeno(1,2,3-cd)pyrene
 Concen: 36.905 ng
 RT: 30.56 min Scan# 4642
 Delta R.T. -0.06 min
 Lab File: BG031857.D
 Acq: 29 Dec 2017 16:58

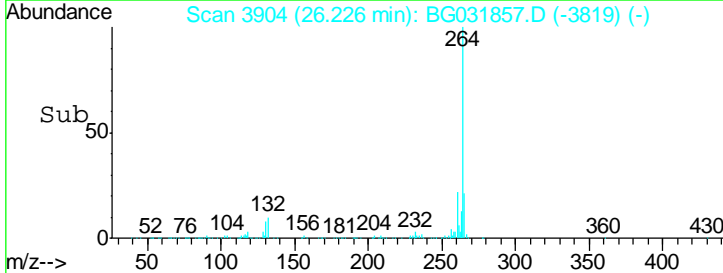
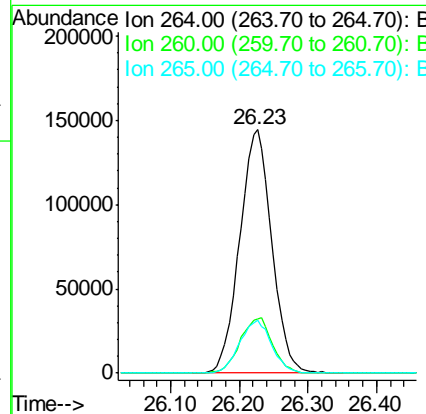
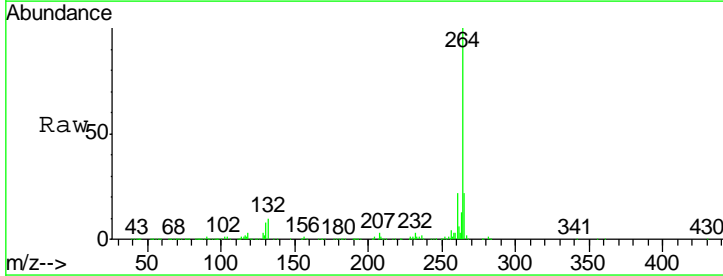
Instrument :
 BNA_G
 ClientSampled :
 IDOC-01 RJ

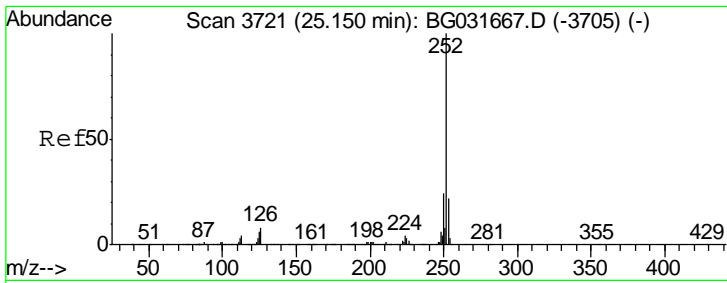
Tgt Ion	Resp	Lower	Upper
276	1244355		
138	10.8	16.0	24.0#
277	26.8	20.0	30.0



#86
 Perylene-d12
 Concen: 20.000 ng
 RT: 26.23 min Scan# 3904
 Delta R.T. -0.03 min
 Lab File: BG031857.D
 Acq: 29 Dec 2017 16:58

Tgt Ion	Resp	Lower	Upper
264	468355		
260	22.0	17.4	26.0
265	21.5	17.7	26.5

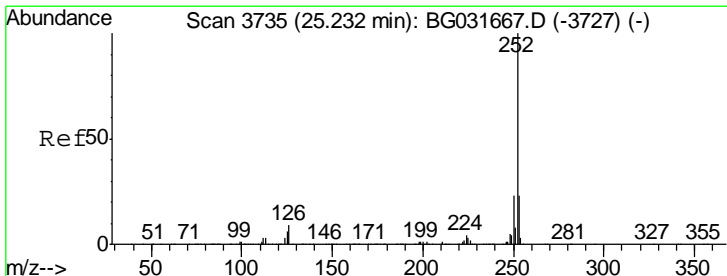
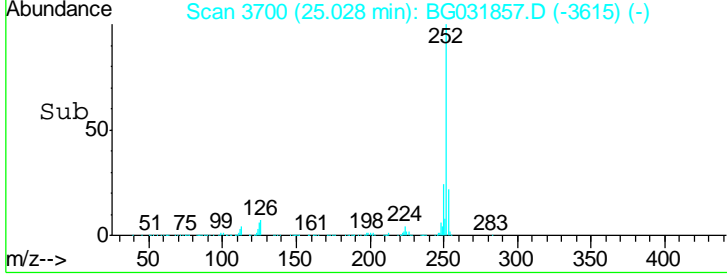
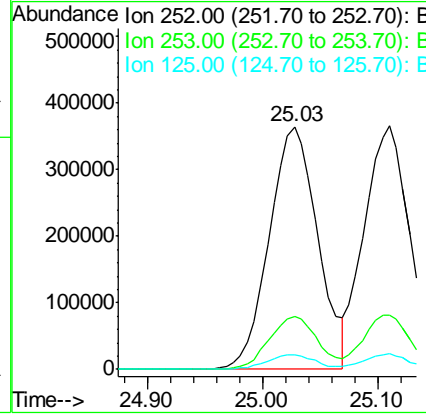
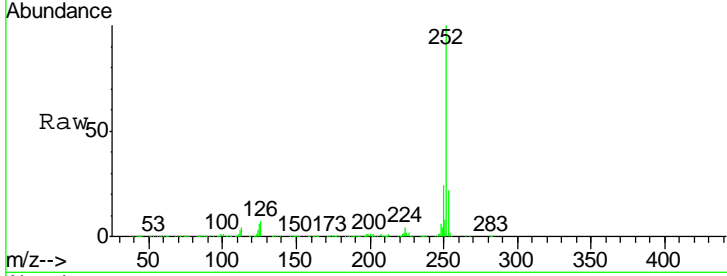




#87
 Benzo(b)fluoranthene
 Concen: 36.560 ng
 RT: 25.03 min Scan# 3700
 Delta R.T. -0.03 min
 Lab File: BG031857.D
 Acq: 29 Dec 2017 16:58

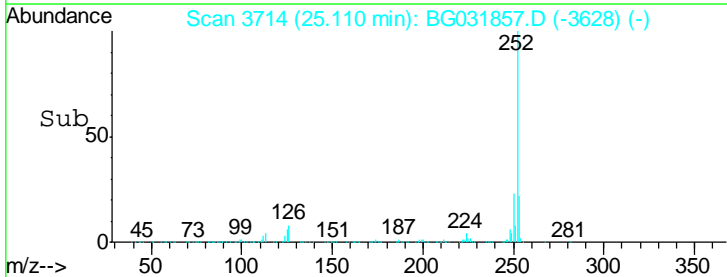
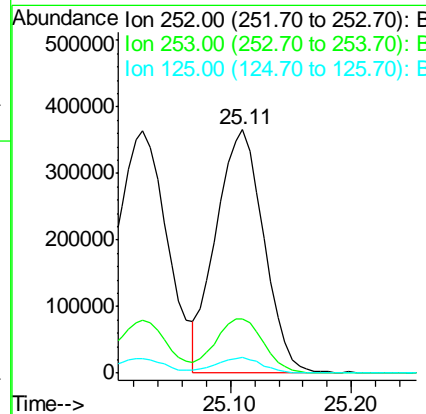
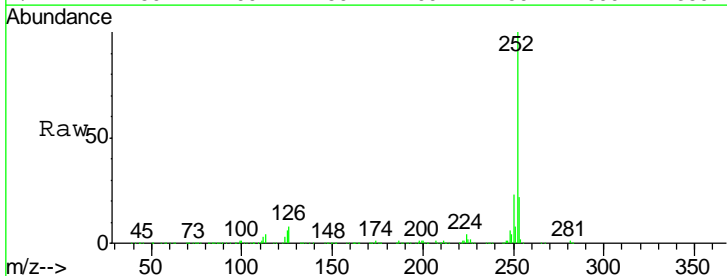
Instrument :
 BNA_G
 ClientSampled :
 IDOC-01 RJ

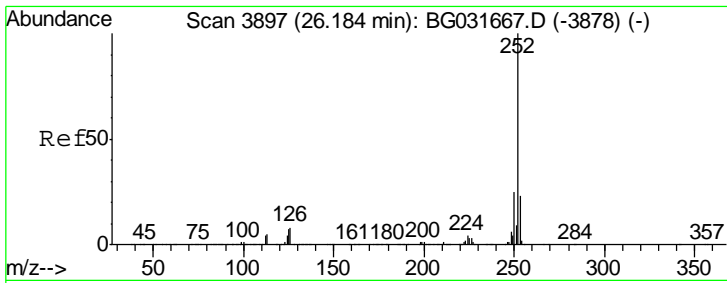
Tgt Ion	Resp	Lower	Upper
252	1062890		
253	22.0	18.2	27.4
125	6.2	7.2	10.8#



#88
 Benzo(k)fluoranthene
 Concen: 34.265 ng
 RT: 25.11 min Scan# 3714
 Delta R.T. -0.02 min
 Lab File: BG031857.D
 Acq: 29 Dec 2017 16:58

Tgt Ion	Resp	Lower	Upper
252	996950		
253	22.2	17.4	26.2
125	6.4	6.6	9.8#

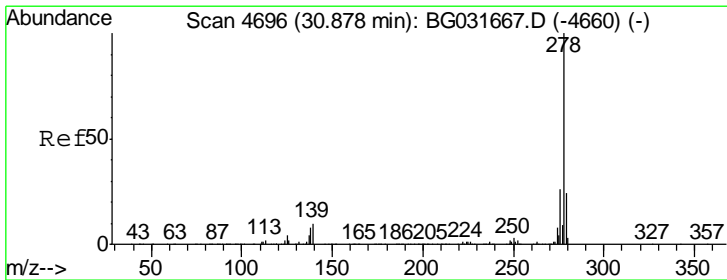
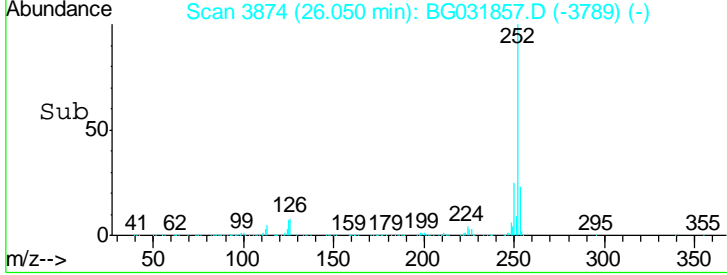
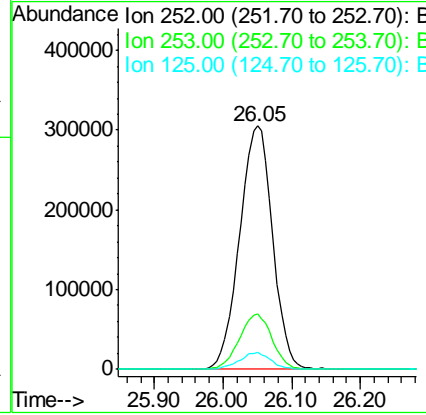





#89
 Benzo(a)pyrene
 Concen: 36.564 ng
 RT: 26.05 min Scan# 3874
 Delta R.T. -0.03 min
 Lab File: BG031857.D
 Acq: 29 Dec 2017 16:58

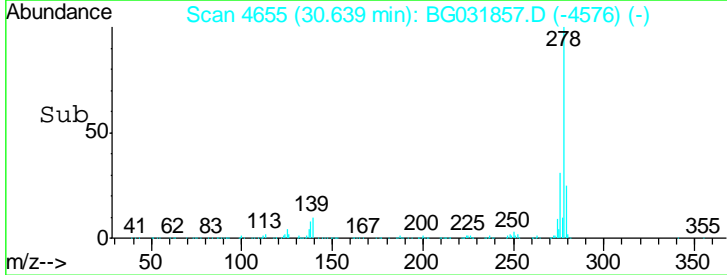
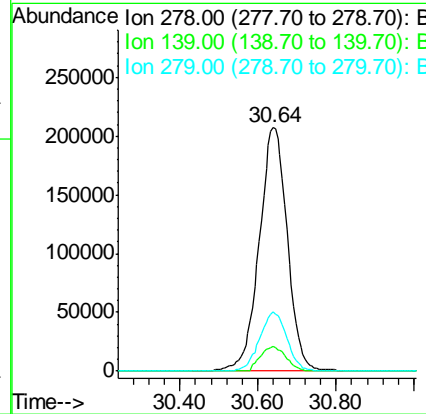
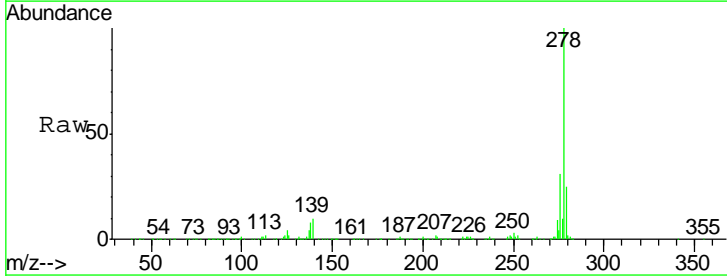
Instrument :
 BNA_G
 ClientSampled :
 IDOC-01 RJ

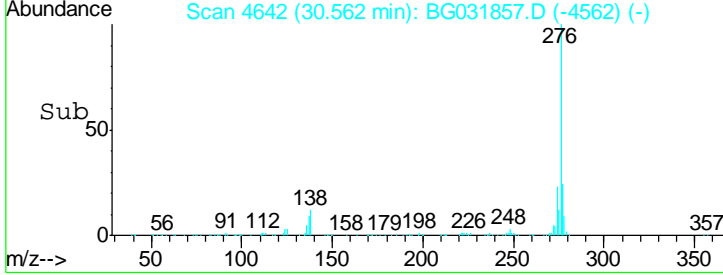
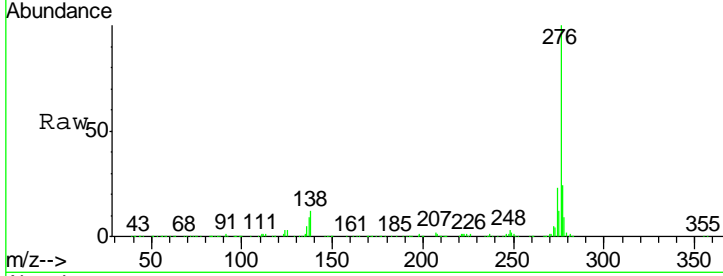
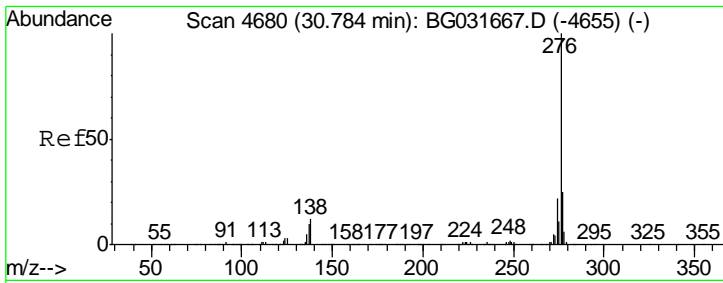
Tgt Ion	Resp	Lower	Upper
252	1018069		
253	22.6	18.3	27.5
125	6.8	7.3	10.9#



#90
 Dibenzo(a,h)anthracene
 Concen: 35.967 ng
 RT: 30.64 min Scan# 4655
 Delta R.T. -0.06 min
 Lab File: BG031857.D
 Acq: 29 Dec 2017 16:58

Tgt Ion	Resp	Lower	Upper
278	1034295		
139	9.9	9.8	14.6
279	24.6	18.4	27.6





#91
 Benzo(g,h,i)perylene
 Concen: 36.651 ng
 RT: 30.56 min Scan# 4642
 Delta R.T. -0.06 min
 Lab File: BG031857.D
 Acq: 29 Dec 2017 16:58

Instrument :
 BNA_G
ClientSampleId :
 IDOC-01 RJ

Tgt Ion: 276 Resp: 1244355

Ion	Ratio	Lower	Upper
276	100		
277	24.4	18.3	27.5
138	12.2	13.9	20.9#

