

Data Path : Z:\SVOASRV\HPCHEM1\BNA N\DATA\BN040319\  
 Data File : BN005069.D  
 Acq On : 03 Apr 2019 20:04  
 Operator : JU/SJ  
 Sample : K2196-02  
 Misc :  
 ALS Vial : 6 Sample Multiplier: 1

Instrument :  
 BNA\_N  
 ClientSampleId :  
 HD-01-040119

Quant Time: Apr 04 04:46:15 2019  
 Quant Method : Z:\SVOASRV\HPCHEM1\BNA N\METHODS\8270-BN032619.M  
 Quant Title : ASP BNA STANDARDS FOR 5 POINT CALIBRATION  
 QLast Update : Wed Mar 27 05:27:09 2019  
 Response via : Initial Calibration

Internal Standards	R.T.	QIon	Response	Conc	Units	Dev(Min)
1) 1,4-Dichlorobenzene-d4	7.65	152	10472	20.00	ng	-0.02
21) Naphthalene-d8	10.44	136	41323	20.00	ng	-0.02
39) Acenaphthene-d10	14.30	164	23607	20.00	ng	-0.02
64) Phenanthrene-d10	17.05	188	52521	20.00	ng	-0.02
76) Chrysene-d12	21.25	240	53027	20.00	ng	-0.02
87) Perylene-d12	23.49	264	49056	20.00	ng	-0.03
System Monitoring Compounds						
5) 2-Fluorophenol	5.25	112	71987	118.85	ng	-0.02
7) Phenol-d6	6.83	99	82132	102.23	ng	-0.02
23) Nitrobenzene-d5	8.82	82	59416	86.98	ng	-0.02
42) 2,4,6-Tribromophenol	15.80	330	58071	152.52	ng	-0.02
45) 2-Fluorobiphenyl	12.92	172	155020	87.02	ng	-0.02
79) Terphenyl-d14	19.69	244	261446	94.92	ng	-0.02

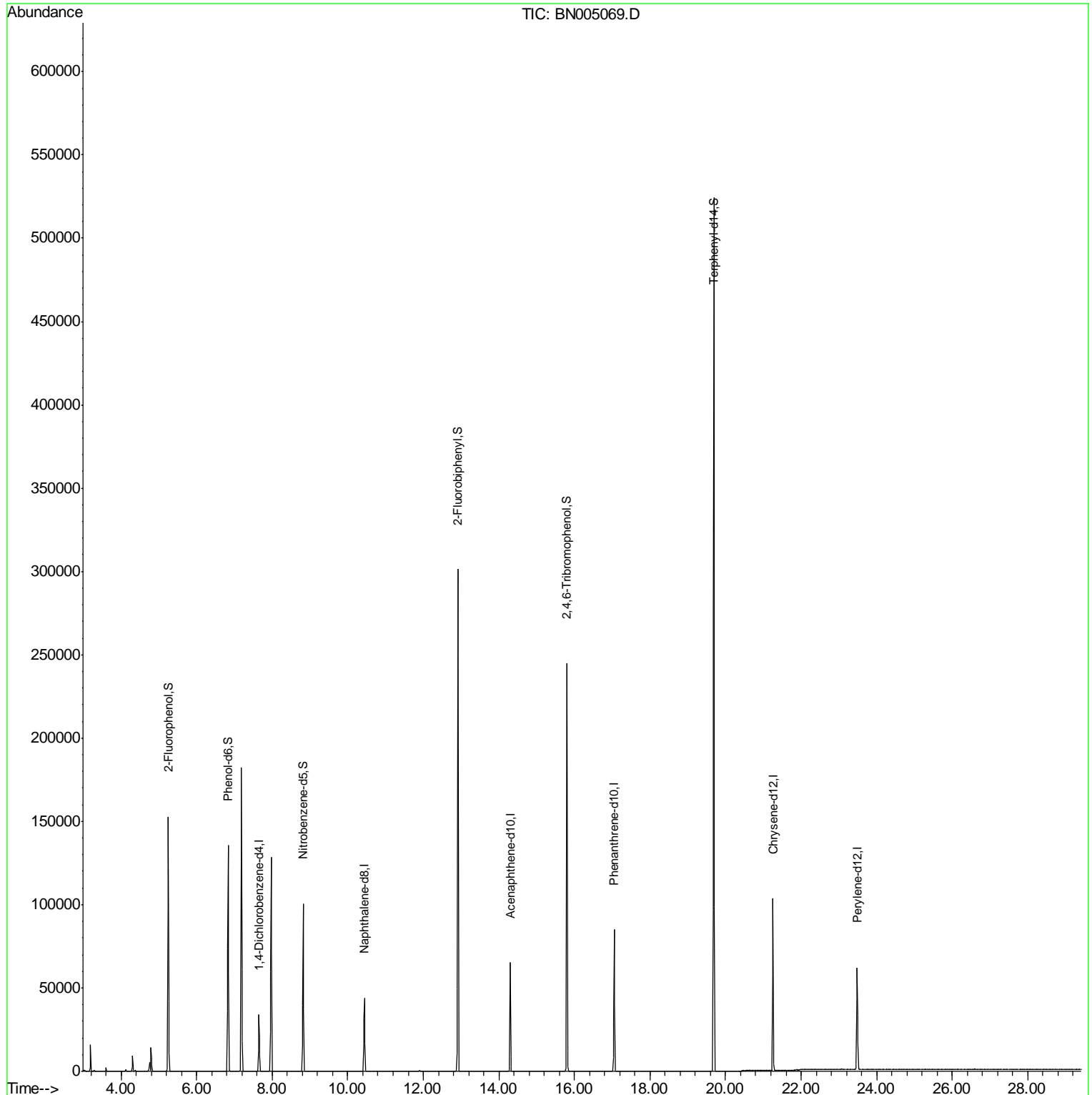
Target Compounds Qvalue

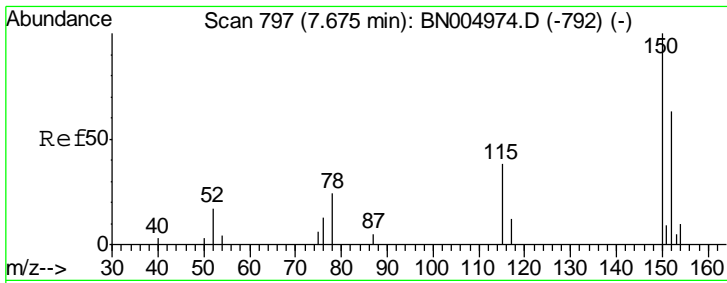
(#) = qualifier out of range (m) = manual integration (+) = signals summed

Data Path : Z:\SVOASRV\HPCHEM1\BNA N\DATA\BN040319\  
Data File : BN005069.D  
Acq On : 03 Apr 2019 20:04  
Operator : JU/SJ  
Sample : K2196-02  
Misc :  
ALS Vial : 6 Sample Multiplier: 1

Instrument :  
BNA\_N  
ClientSampled :  
HD-01-040119

Quant Time: Apr 04 04:46:15 2019  
Quant Method : Z:\SVOASRV\HPCHEM1\BNA N\METHODS\8270-BN032619.M  
Quant Title : ASP BNA STANDARDS FOR 5 POINT CALIBRATION  
QLast Update : Wed Mar 27 05:27:09 2019  
Response via : Initial Calibration

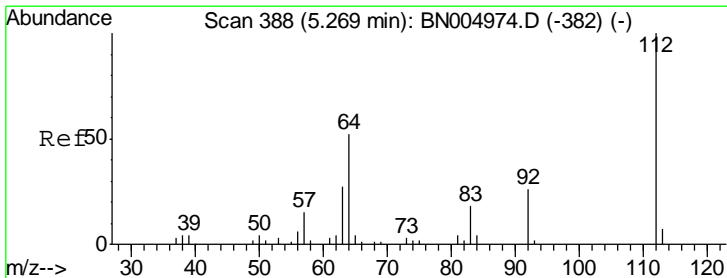
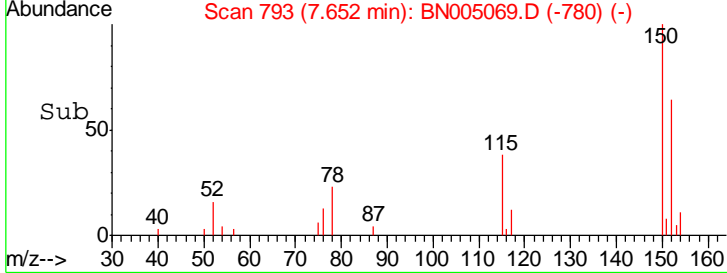
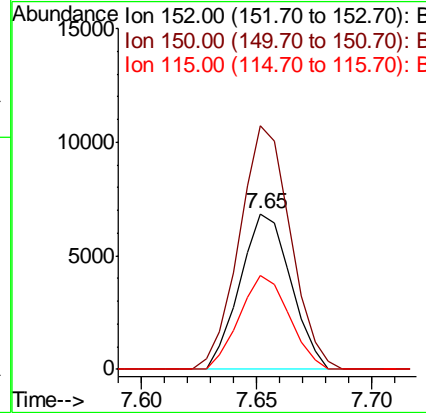
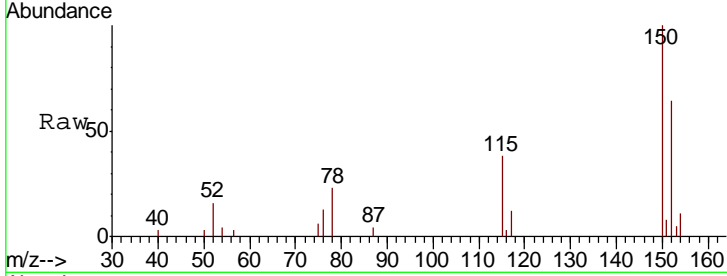




#1  
 1,4-Dichlorobenzene-d4  
 Concen: 20.000 ng  
 RT: 7.65 min Scan# 793  
 Delta R.T. -0.02 min  
 Lab File: BN005069.D  
 Acq: 03 Apr 2019 20:04

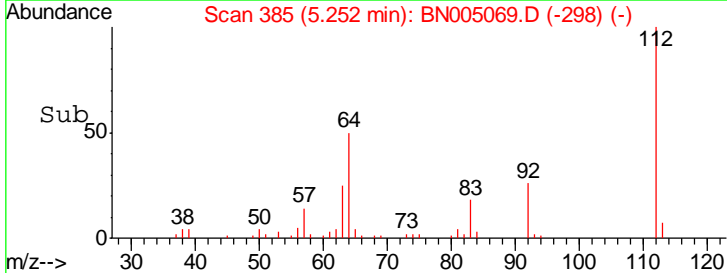
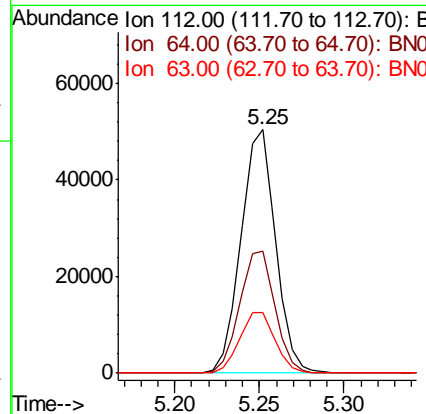
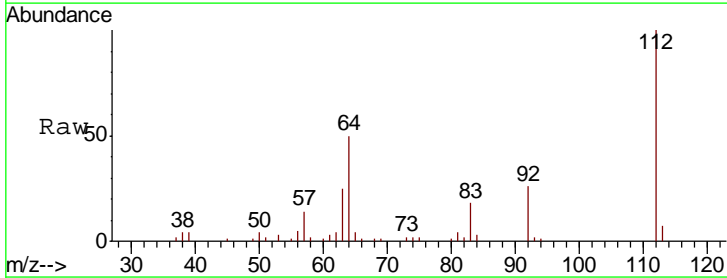
**Instrument :**  
 BNA\_N  
**ClientSampled :**  
 HD-01-040119

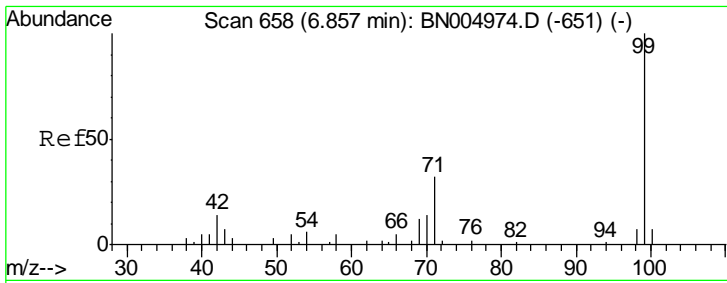
Tgt Ion	Resp	Lower	Upper
152	10472		
150	156.7	126.9	190.3
115	60.1	47.8	71.6



#5  
 2-Fluorophenol  
 Concen: 118.849 ng  
 RT: 5.25 min Scan# 385  
 Delta R.T. -0.02 min  
 Lab File: BN005069.D  
 Acq: 03 Apr 2019 20:04

Tgt Ion	Resp	Lower	Upper
112	71987		
64	49.9	41.9	62.9
63	25.0	21.4	32.0

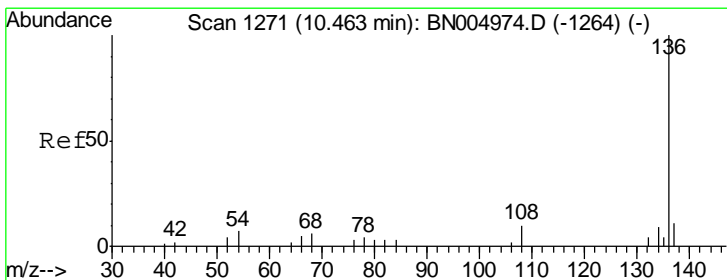
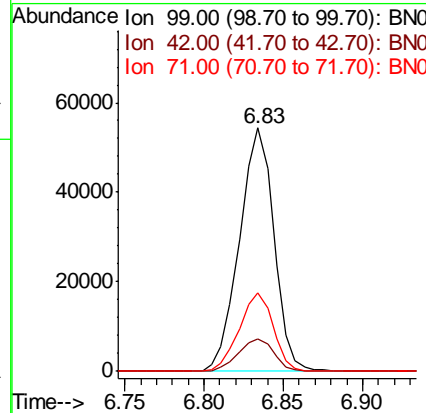
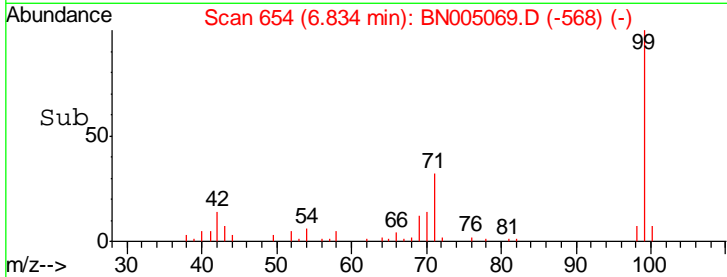
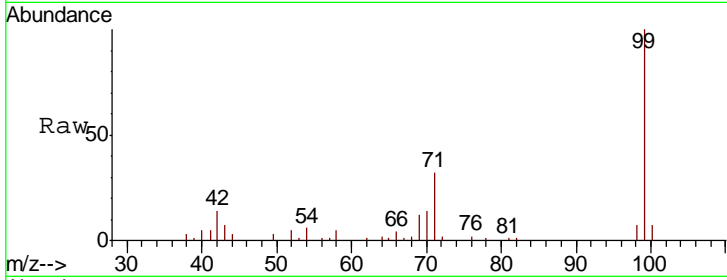




#7  
 Phenol-d6  
 Concen: 102.234 ng  
 RT: 6.83 min Scan# 654  
 Delta R.T. -0.02 min  
 Lab File: BN005069.D  
 Acq: 03 Apr 2019 20:04

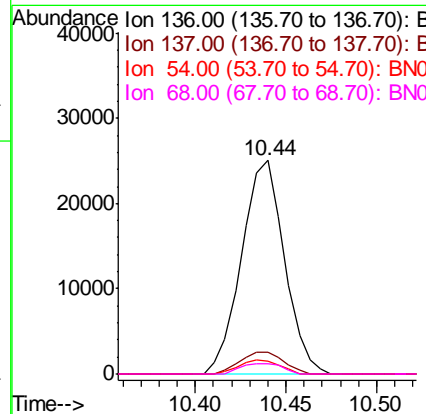
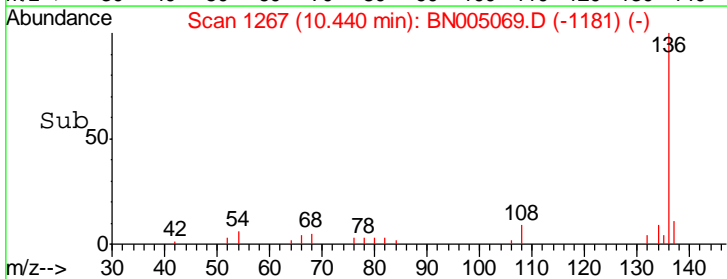
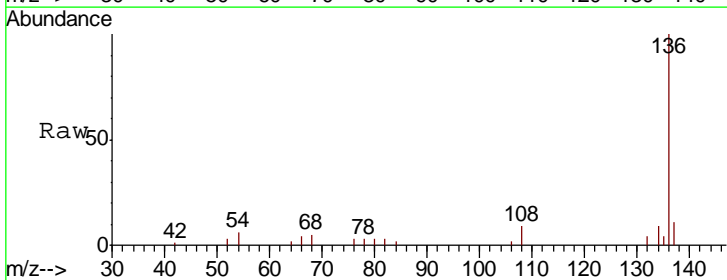
Instrument :  
 BNA\_N  
 ClientSampleId :  
 HD-01-040119

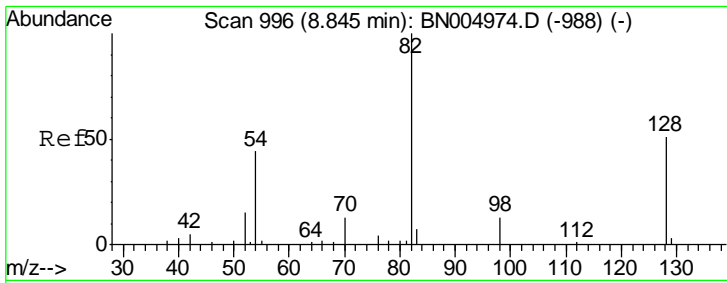
Tgt Ion	Resp	Lower	Upper
99	82132		
Ion Ratio			
99	100		
42	13.6	11.4	17.0
71	32.1	25.8	38.8



#21  
 Naphthalene-d8  
 Concen: 20.000 ng  
 RT: 10.44 min Scan# 1267  
 Delta R.T. -0.02 min  
 Lab File: BN005069.D  
 Acq: 03 Apr 2019 20:04

Tgt Ion	Resp	Lower	Upper
136	41323		
Ion Ratio			
136	100		
137	10.5	8.9	13.3
54	6.1	5.3	7.9
68	5.1	4.6	6.8

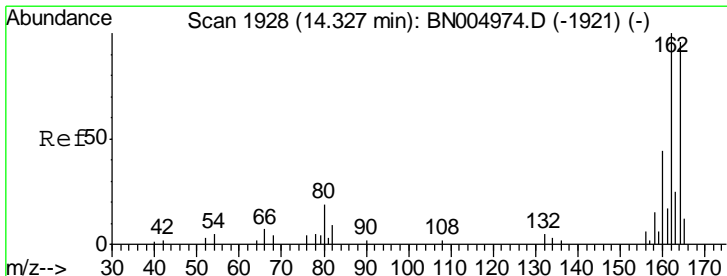
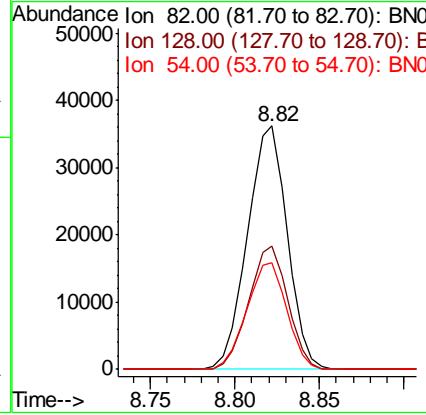
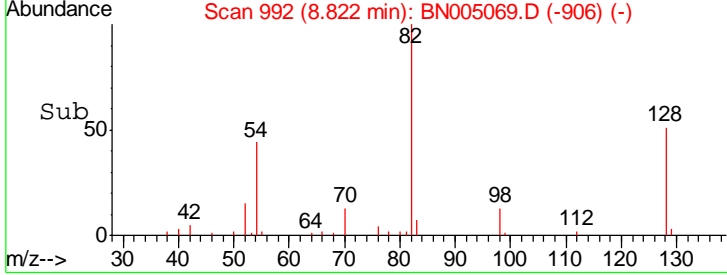
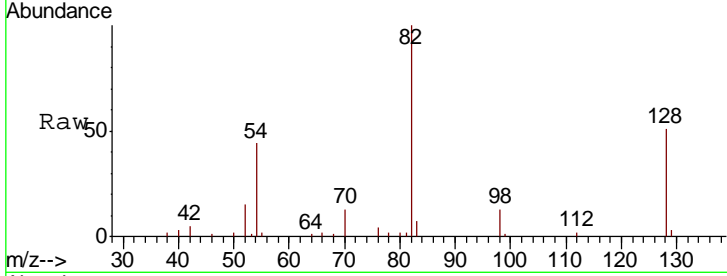




#23  
 Nitrobenzene-d5  
 Concen: 86.977 ng  
 RT: 8.82 min Scan# 992  
 Delta R.T. -0.02 min  
 Lab File: BN005069.D  
 Acq: 03 Apr 2019 20:04

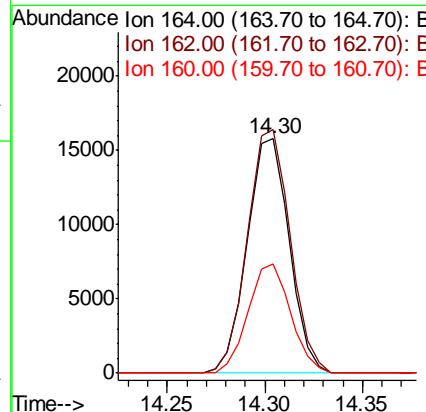
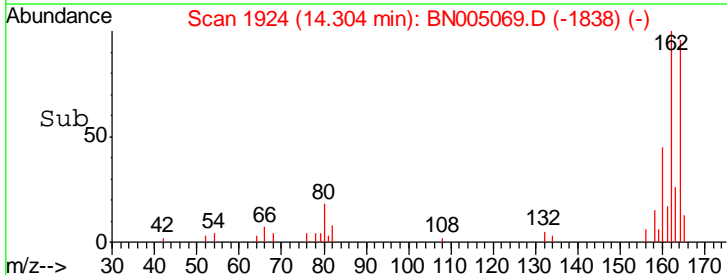
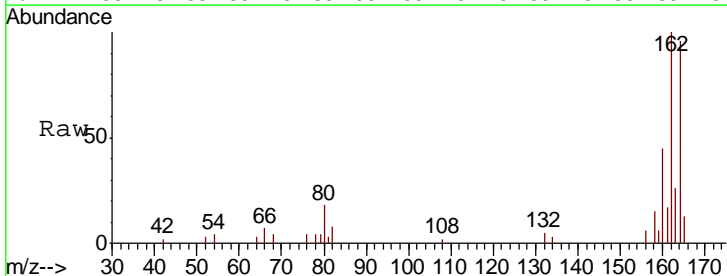
Instrument :  
 BNA\_N  
 ClientSampleID :  
 HD-01-040119

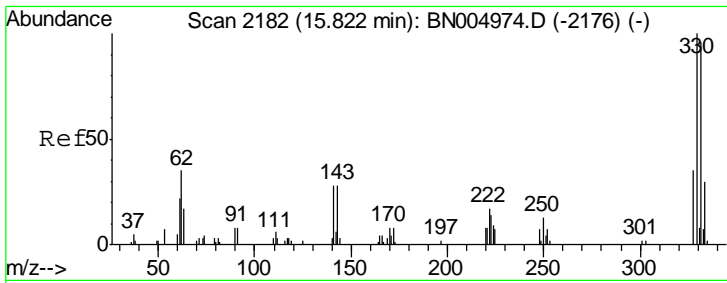
Tgt Ion	Resp	Lower	Upper
82	59416		
128	50.6	40.6	60.8
54	43.6	35.2	52.8



#39  
 Acenaphthene-d10  
 Concen: 20.000 ng  
 RT: 14.30 min Scan# 1924  
 Delta R.T. -0.02 min  
 Lab File: BN005069.D  
 Acq: 03 Apr 2019 20:04

Tgt Ion	Resp	Lower	Upper
164	23607		
162	103.8	83.4	125.0
160	46.4	36.6	55.0

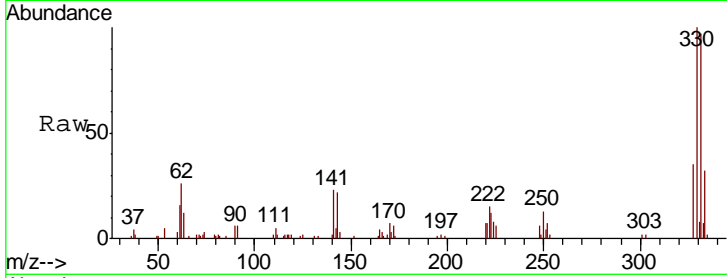




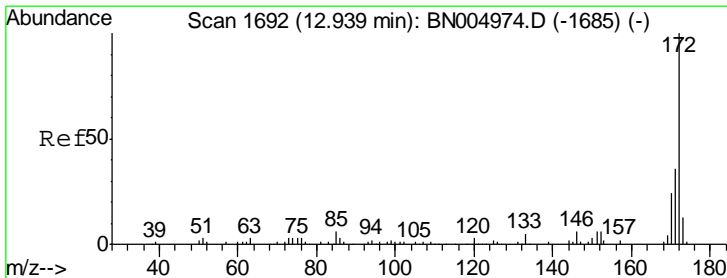
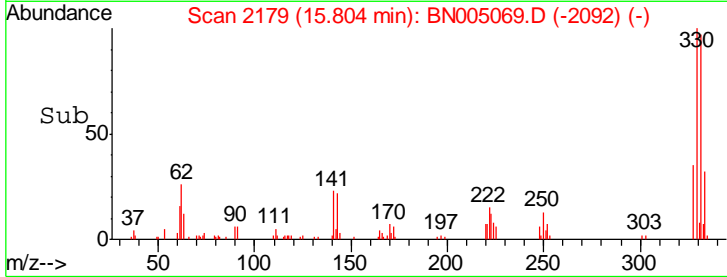
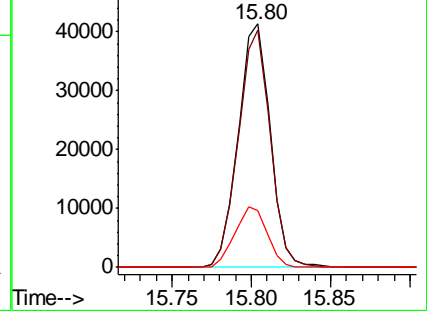
#42  
 2,4,6-Tribromophenol  
 Concen: 152.523 ng  
 RT: 15.80 min Scan# 2179  
 Delta R.T. -0.02 min  
 Lab File: BN005069.D  
 Acq: 03 Apr 2019 20:04

Instrument :  
 BNA\_N  
 ClientSampled :  
 HD-01-040119

Tgt Ion	Resp	Lower	Upper
330	58071		
332	96.5	77.4	116.0
141	24.9	22.1	33.1

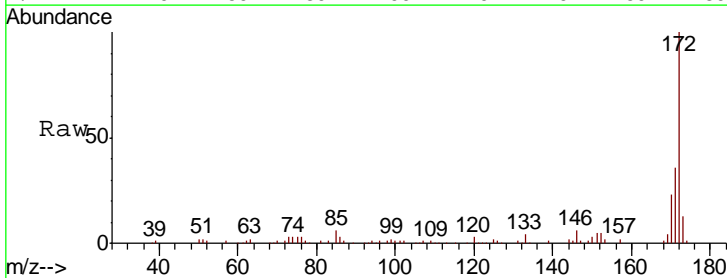


Abundance Ion 329.80 (329.50 to 330.50): E  
 Ion 331.80 (331.50 to 332.50): E  
 Ion 141.00 (140.70 to 141.70): E

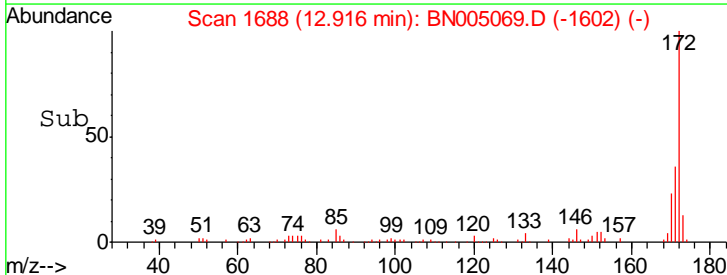
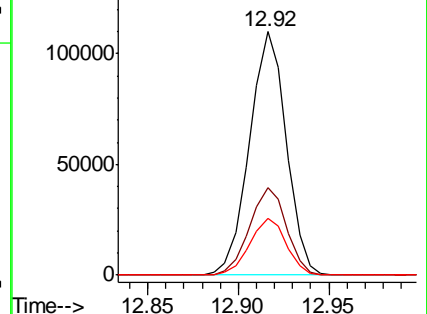


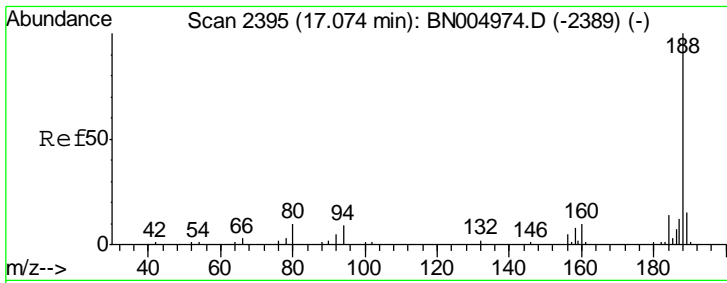
#45  
 2-Fluorobiphenyl  
 Concen: 87.017 ng  
 RT: 12.92 min Scan# 1688  
 Delta R.T. -0.02 min  
 Lab File: BN005069.D  
 Acq: 03 Apr 2019 20:04

Tgt Ion	Resp	Lower	Upper
172	155020		
171	36.1	28.6	42.8
170	23.4	18.9	28.3



Abundance Ion 172.00 (171.70 to 172.70): E  
 Ion 171.00 (170.70 to 171.70): E  
 Ion 170.00 (169.70 to 170.70): E

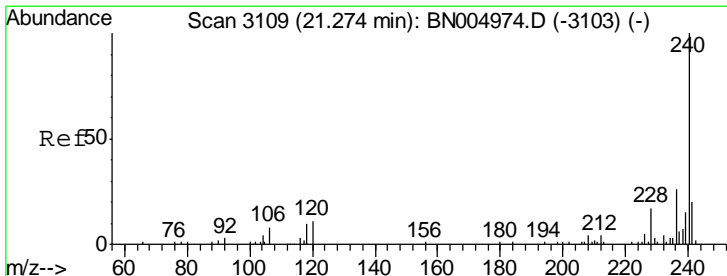
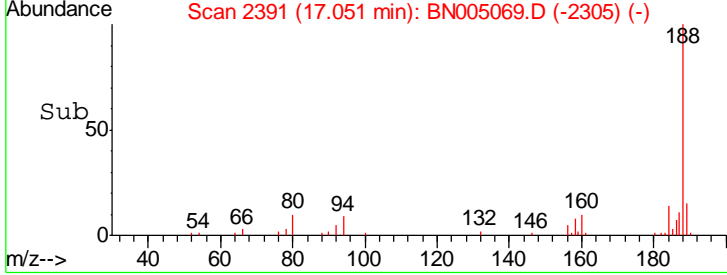
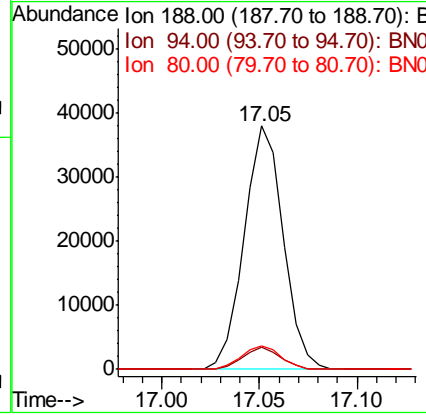
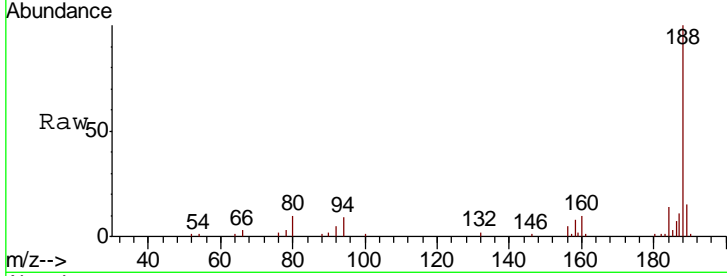




#64  
 Phenanthrene-d10  
 Concen: 20.000 ng  
 RT: 17.05 min Scan# 2391  
 Delta R.T. -0.02 min  
 Lab File: BN005069.D  
 Acq: 03 Apr 2019 20:04

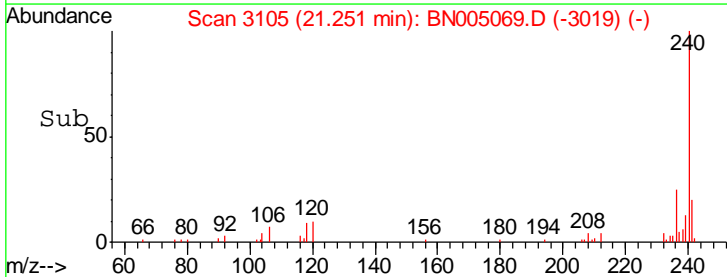
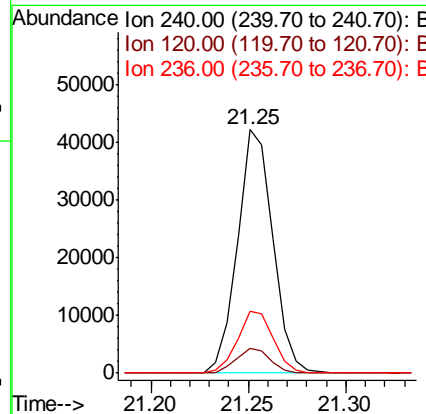
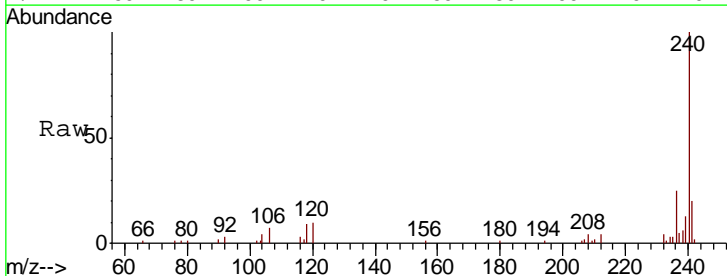
Instrument :  
 BNA\_N  
 ClientSampleId :  
 HD-01-040119

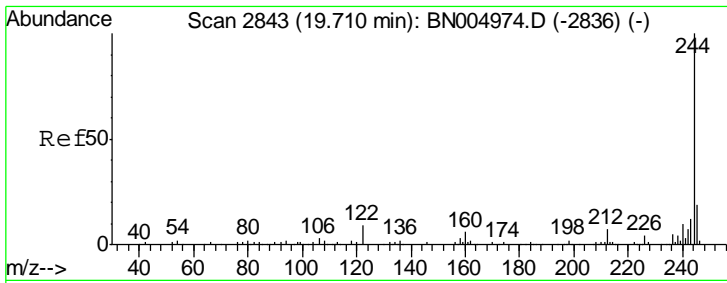
Tgt Ion	Resp	Lower	Upper
188	100		
94	8.9	7.2	10.8
80	9.7	7.8	11.6



#76  
 Chrysene-d12  
 Concen: 20.000 ng  
 RT: 21.25 min Scan# 3105  
 Delta R.T. -0.02 min  
 Lab File: BN005069.D  
 Acq: 03 Apr 2019 20:04

Tgt Ion	Resp	Lower	Upper
240	100		
120	10.4	8.5	12.7
236	25.2	21.2	31.8

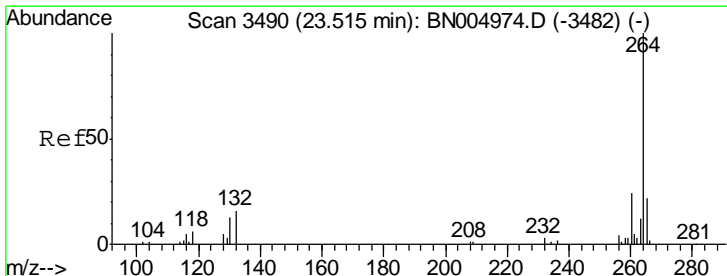
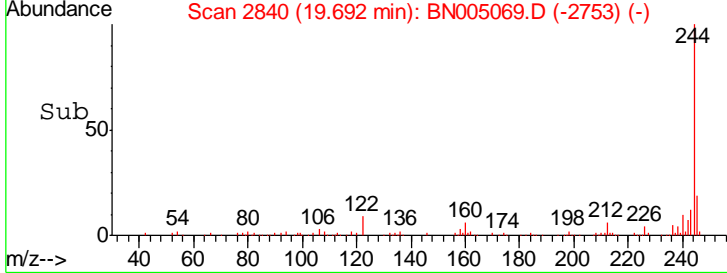
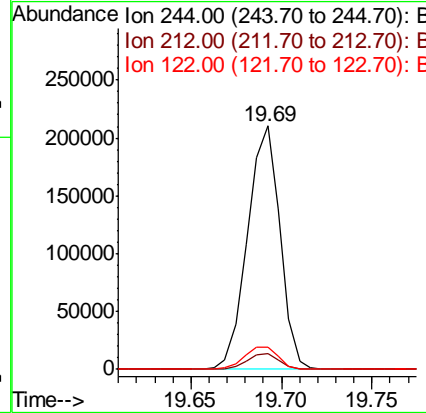
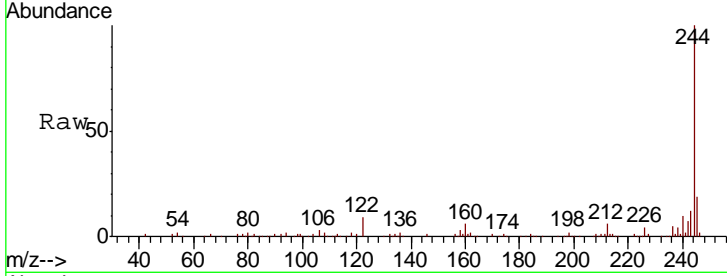




#79  
 Terphenyl-d14  
 Concen: 94.923 ng  
 RT: 19.69 min Scan# 2840  
 Delta R.T. -0.02 min  
 Lab File: BN005069.D  
 Acq: 03 Apr 2019 20:04

Instrument :  
 BNA\_N  
 ClientSampleId :  
 HD-01-040119

Tgt Ion	Ratio	Lower	Upper
244	100		
212	6.5	5.4	8.0
122	9.2	7.4	11.2



#87  
 Perylene-d12  
 Concen: 20.000 ng  
 RT: 23.49 min Scan# 3485  
 Delta R.T. -0.03 min  
 Lab File: BN005069.D  
 Acq: 03 Apr 2019 20:04

Tgt Ion	Ratio	Lower	Upper
264	100		
260	23.0	19.0	28.4
265	21.2	17.2	25.8

