

Data Path : Z:\SVOASRV\HPCHEM1\BNA N\DATA\BN043019\  
 Data File : BN005383.D  
 Acq On : 30 Apr 2019 21:58  
 Operator : JU/SJ  
 Sample : K2481-06ME  
 Misc :  
 ALS Vial : 17 Sample Multiplier: 1

Instrument :  
 BNA\_N  
 ClientSampleId :  
 GAHW1ME

Quant Time: May 01 00:45:16 2019  
 Quant Method : Z:\SVOASRV\HPCHEM1\BNA\_N\METHODS\SOM-EPA-BN041919MA.M  
 Quant Title : SVOA CALIBRATION  
 QLast Update : Thu Apr 25 03:19:34 2019  
 Response via : Initial Calibration

Internal Standards	R.T.	QIon	Response	Conc	Units	Dev(Min)
1) 1,4-Dichlorobenzene-d4	7.59	152	384392	20.00	ng/ul	0.00
18) Naphthalene-d8	10.36	136	1640787	20.00	ng/ul	0.00
35) Acenaphthene-d10	14.23	164	1066840	20.00	ng/ul	0.00
61) Phenanthrene-d10	16.98	188	2512279	20.00	ng/ul	0.00
77) Chrysene-d12	21.20	240	2545181	20.00	ng/ul	-0.02
85) Perylene-d12	23.40	264	2640372	20.00	ng/ul	-0.04

## System Monitoring Compounds

3) 1,4-Dioxane-d8	3.22	96	34280	4.31	ng/uL	0.00
5) Phenol-d5	6.78	99	730902	24.21	ng/ul	0.00
7) Bis-(2-Chloroethyl)ether-d	6.94	67	444399	23.60	ng/ul	0.00
9) 2-Chlorophenol-d4	7.13	132	601250	26.02	ng/ul	0.00
13) 4-Methylphenol-d8	8.29	113	542070	22.97	ng/ul	0.00
19) Nitrobenzene-d5	8.73	128	330560	32.73	ng/ul	0.00
22) 2-Nitrophenol-d4	9.45	143	364740	35.63	ng/ul	0.00
26) 2,4-Dichlorophenol-d3	9.98	165	621350	26.48	ng/ul	0.00
29) 4-Chloroaniline-d4	10.49	131	838748	34.66	ng/ul	0.00
43) Dimethylphthalate-d6	13.65	166	2130604	27.51	ng/ul	0.00
46) Acenaphthylene-d8	13.92	160	2579257	27.12	ng/ul	0.00
51) 4-Nitrophenol-d4	14.43	143	321976	26.33	ng/ul	0.00
57) Fluorene-d10	15.23	176	1834197	28.22	ng/ul	0.00
62) 4,6-Dinitro-2-methylphenol	15.36	200	320391	28.35	ng/ul	0.00
70) Anthracene-d10	17.08	188	2954295	28.05	ng/ul	0.00
78) Pyrene-d10	19.39	212	3438949	26.41	ng/ul	0.00
89) Benzo(a)pyrene-d12	23.26	264	3288217	28.50	ng/ul	-0.04

## Target Compounds

Target Compounds	R.T.	QIon	Response	Conc	Units	Ovalue
17) Hexachloroethane	8.68	117	140219	13.518	ng/ul#	6
28) Naphthalene	10.41	128	17415550	228.318	ng/ul	96
30) 4-Chloroaniline	10.42	127	2569144	104.220	ng/ul#	9
34) 2-Methylnaphthalene	12.04	142	16860839	301.888	ng/ul	99
40) 1,1'-Biphenyl	13.05	154	1432375	18.020	ng/ul	98
44) Dimethylphthalate	13.69	163	494205	6.404	ng/ul	99
47) Acenaphthylene	13.95	152	5901243	63.131	ng/ul	97
49) Acenaphthene	14.29	153	542244	8.497	ng/ul	99
53) Dibenzofuran	14.63	168	676485	7.363	ng/ul	97
54) 2,4-Dinitrotoluene	14.60	165	49369	2.570	ng/ul#	57
58) Fluorene	15.28	166	3076022	42.904	ng/ul	97
60) 4-Nitroaniline	15.28	138	34227	2.216	ng/ul#	15
69) Phenanthrene	17.03	178	12317443	100.672	ng/ul	97
71) Anthracene	17.12	178	2722878	21.846	ng/ul	99
76) Fluoranthene	19.05	202	2811615	20.718	ng/ul	97
79) Pyrene	19.42	202	4383818	26.751	ng/ul	96
82) Benzo(a)anthracene	21.24	228	1401037	8.848	ng/ul	96
84) Chrysene	21.24	228	1411402	9.605	ng/ul	99
87) Benzo(b)fluoranthene	22.75	252	772004	5.201	ng/ul	98
88) Benzo(k)fluoranthene	22.75	252	772004	5.446	ng/ul	96
90) Benzo(a)pyrene	23.30	252	919763	6.593	ng/ul	98
91) Indeno(1,2,3-cd)pyrene	25.57	276	252105	1.634	ng/ul	96
93) Benzo(g,h,i)perylene	26.23	276	175890	1.379	ng/ul	96

Data Path : Z:\SVOASRV\HPCHEM1\BNA N\DATA\BN043019\  
 Data File : BN005383.D  
 Acq On : 30 Apr 2019 21:58  
 Operator : JU/SJ  
 Sample : K2481-06ME  
 Misc :  
 ALS Vial : 17 Sample Multiplier: 1

**Instrument :**  
 BNA\_N  
**ClientSampleId :**  
 GAHW1ME

Quant Time: May 01 00:45:16 2019  
 Quant Method : Z:\SVOASRV\HPCHEM1\BNA\_N\METHODS\SOM-EPA-BN041919MA.M  
 Quant Title : SVOA CALIBRATION  
 QLast Update : Thu Apr 25 03:19:34 2019  
 Response via : Initial Calibration

Internal Standards	R.T.	QIon	Response	Conc	Units	Dev(Min)
--------------------	------	------	----------	------	-------	----------

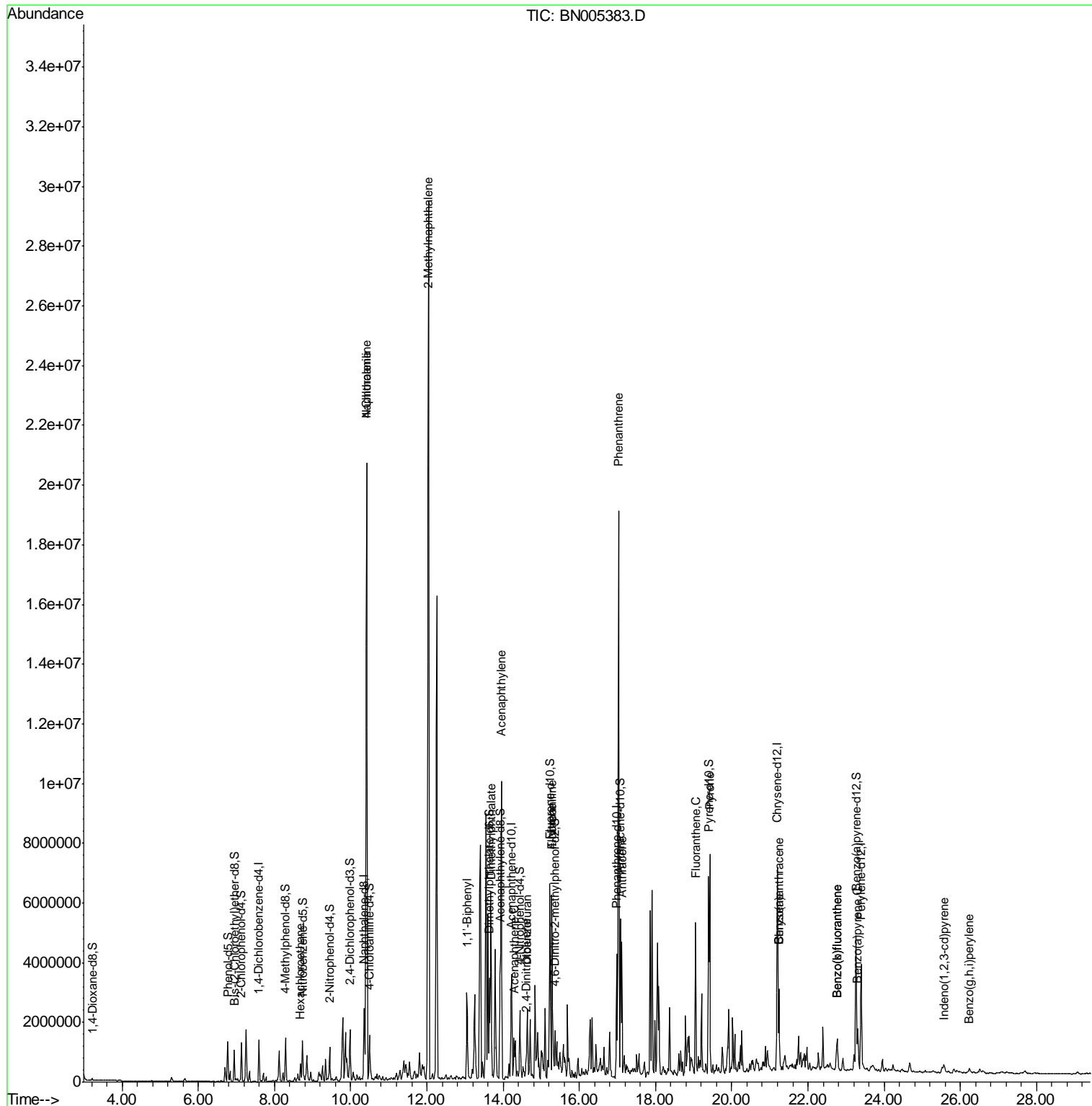
-----  
 -----

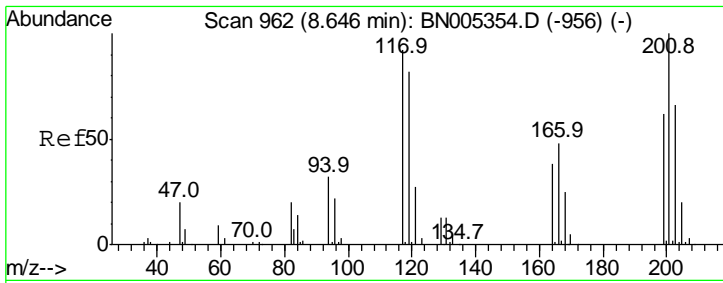
(#) = qualifier out of range (m) = manual integration (+) = signals summed

Data Path : Z:\SVOASRV\HPCHEM1\BNA N\DATA\BN043019\  
 Data File : BN005383.D  
 Acq On : 30 Apr 2019 21:58  
 Operator : JU/SJ  
 Sample : K2481-06ME  
 Misc :  
 ALS Vial : 17 Sample Multiplier: 1

Instrument :  
 BNA\_N  
 ClientSampleId :  
 GAHW1ME

Quant Time: May 01 00:45:16 2019  
 Quant Method : Z:\SVOASRV\HPCHEM1\BNA\_N\METHODS\SOM-EPA-BN041919MA.M  
 Quant Title : SVOA CALIBRATION  
 QLast Update : Thu Apr 25 03:19:34 2019  
 Response via : Initial Calibration

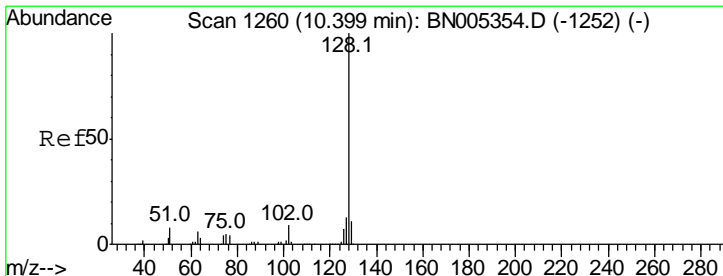
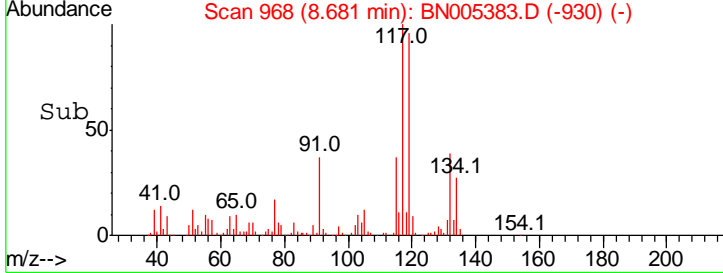
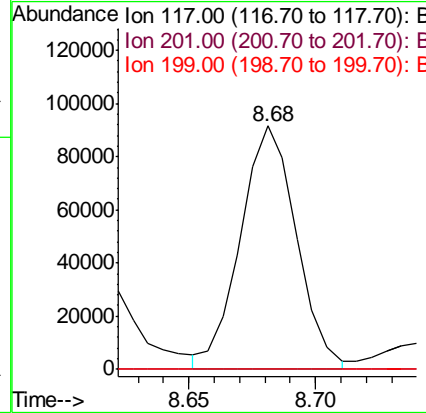
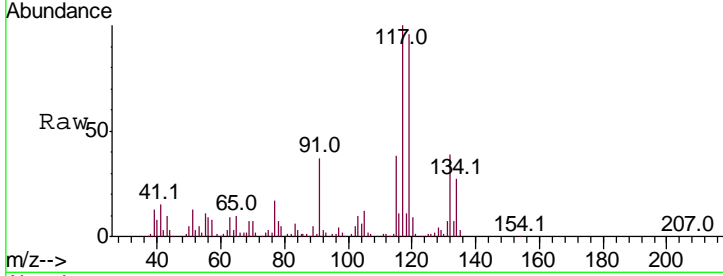




#17  
 Hexachloroethane  
 Concen: 13.518 ng/ul  
 RT: 8.68 min Scan# 968  
 Delta R.T. 0.02 min  
 Lab File: BN005383.D  
 Acq: 30 Apr 2019 21:58

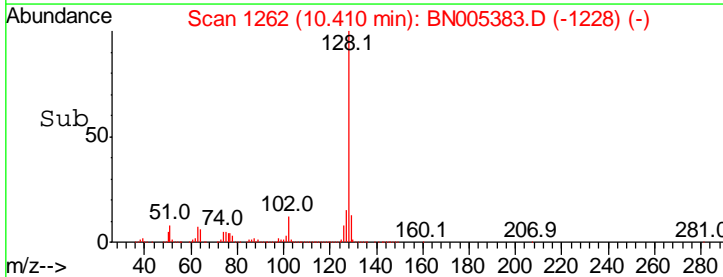
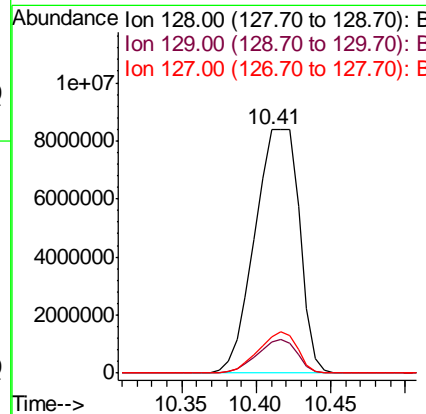
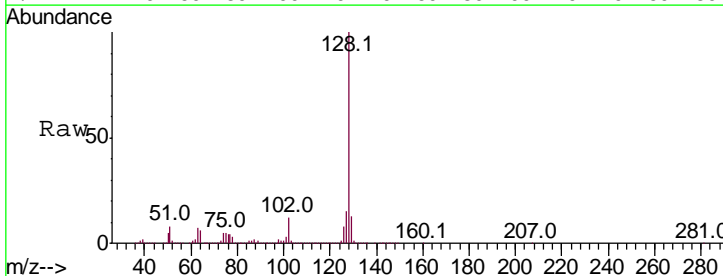
**Instrument :**  
 BNA\_N  
**ClientSampled :**  
 GAHW1ME

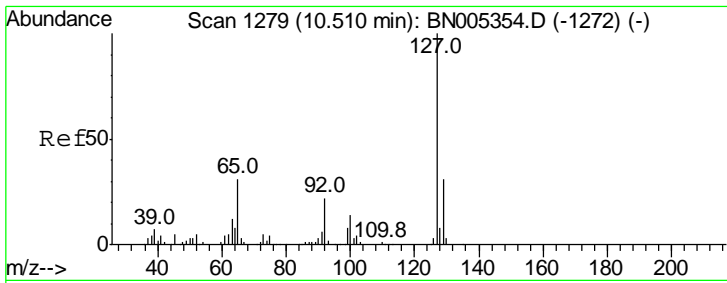
Tgt Ion	Resp	Lower	Upper
117	100		
201	0.0	84.1	126.1#
199	0.0	51.2	76.8#



#28  
 Naphthalene  
 Concen: 228.318 ng/ul  
 RT: 10.41 min Scan# 1262  
 Delta R.T. 0.00 min  
 Lab File: BN005383.D  
 Acq: 30 Apr 2019 21:58

Tgt Ion	Resp	Lower	Upper
128	100		
129	12.8	9.2	13.8
127	15.1	10.7	16.1

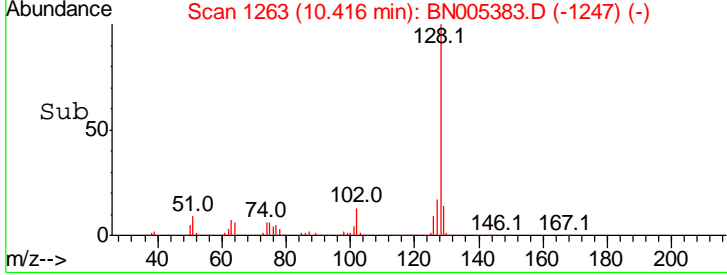
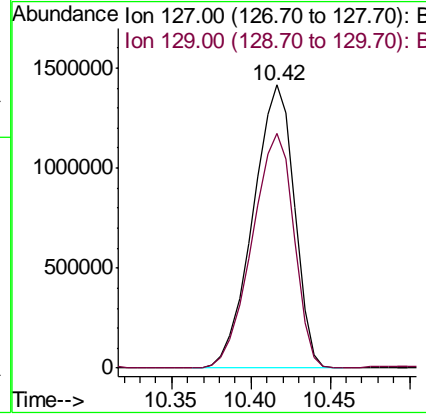
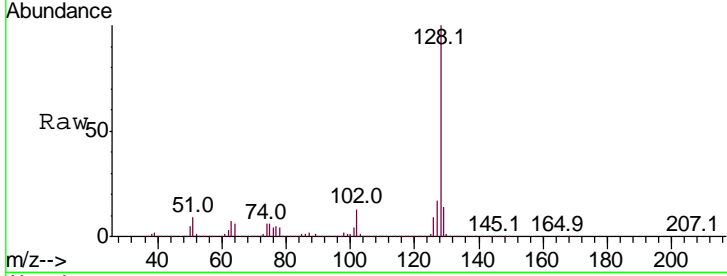




#30  
 4-Chloroaniline  
 Concen: 104.220 ng/ul  
 RT: 10.42 min Scan# 1263  
 Delta R.T. -0.11 min  
 Lab File: BN005383.D  
 Acq: 30 Apr 2019 21:58

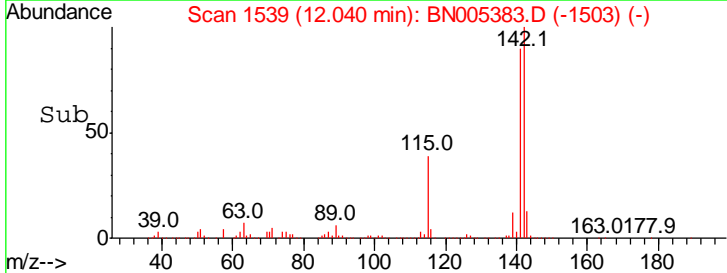
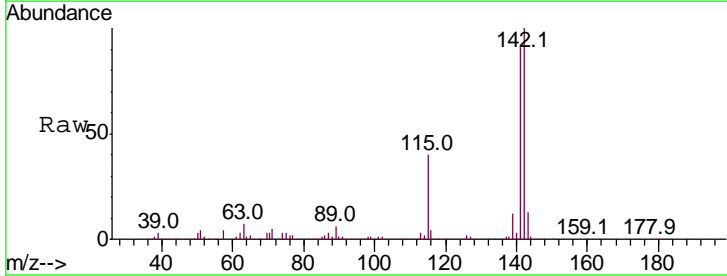
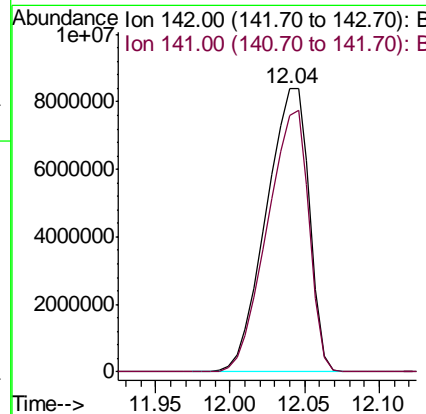
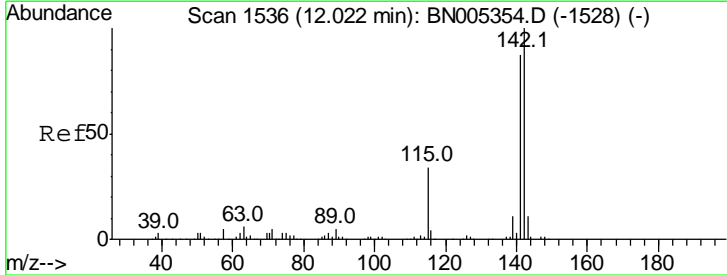
**Instrument :**  
 BNA\_N  
**ClientSampled :**  
 GAHW1ME

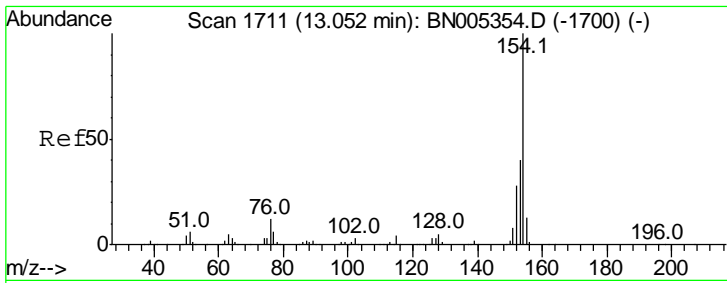
Tgt Ion:127 Resp: 2569144  
 Ion Ratio Lower Upper  
 127 100  
 129 83.1 25.8 38.6#



#34  
 2-Methylnaphthalene  
 Concen: 301.888 ng/ul  
 RT: 12.04 min Scan# 1539  
 Delta R.T. 0.01 min  
 Lab File: BN005383.D  
 Acq: 30 Apr 2019 21:58

Tgt Ion:142 Resp:16860839  
 Ion Ratio Lower Upper  
 142 100  
 141 90.6 72.0 108.0

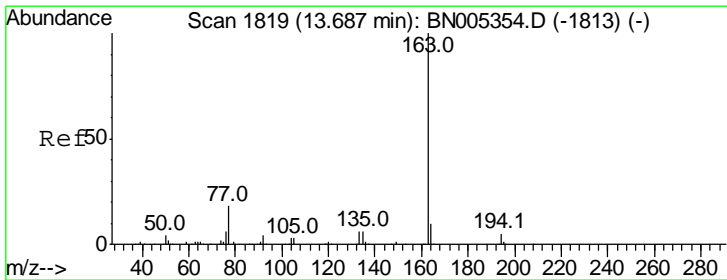
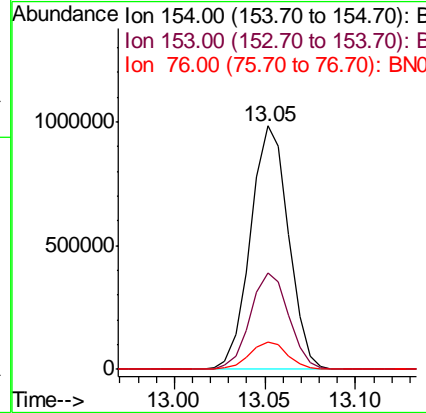
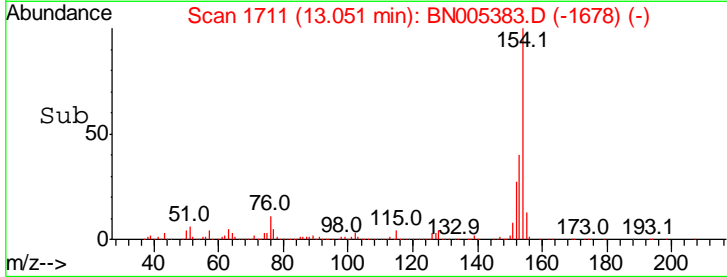
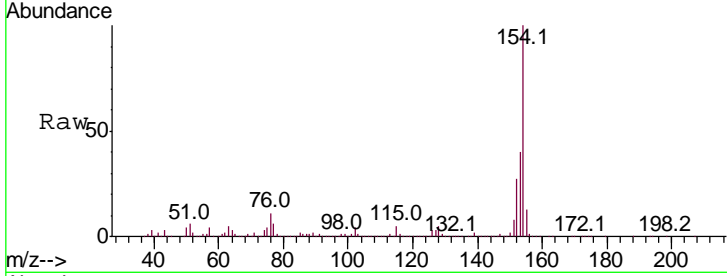




#40  
 1,1'-Biphenyl  
 Concen: 18.020 ng/ul  
 RT: 13.05 min Scan# 1711  
 Delta R.T. -0.01 min  
 Lab File: BN005383.D  
 Acq: 30 Apr 2019 21:58

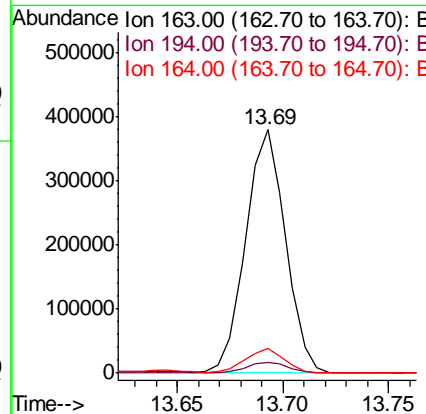
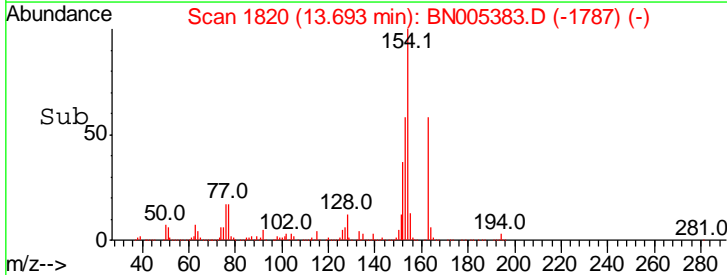
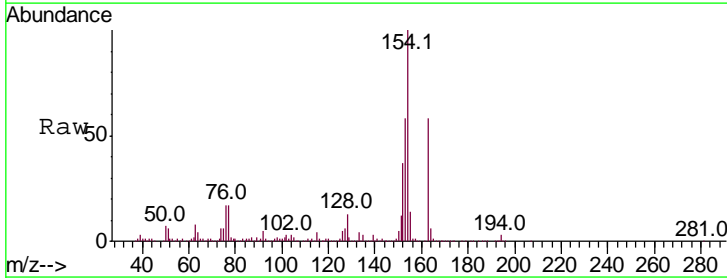
Instrument :  
 BNA\_N  
 ClientSampled :  
 GAHW1ME

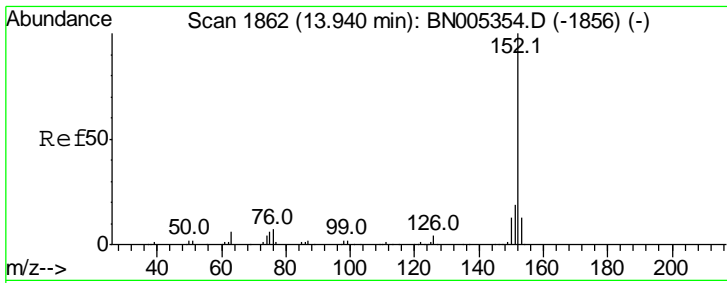
Tgt Ion	Resp	Lower	Upper
154	1432375		
153	39.7	32.6	49.0
76	11.2	10.4	15.6



#44  
 Dimethylphthalate  
 Concen: 6.404 ng/ul  
 RT: 13.69 min Scan# 1820  
 Delta R.T. -0.01 min  
 Lab File: BN005383.D  
 Acq: 30 Apr 2019 21:58

Tgt Ion	Resp	Lower	Upper
163	494205		
194	4.5	3.4	5.0
164	10.4	8.1	12.1





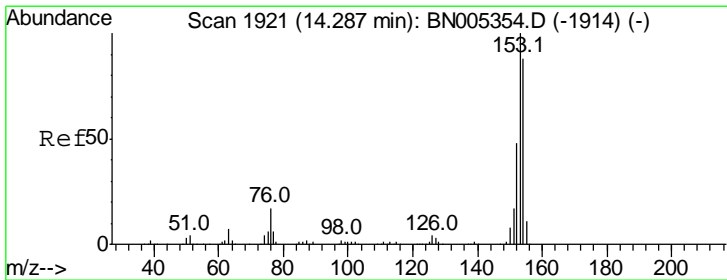
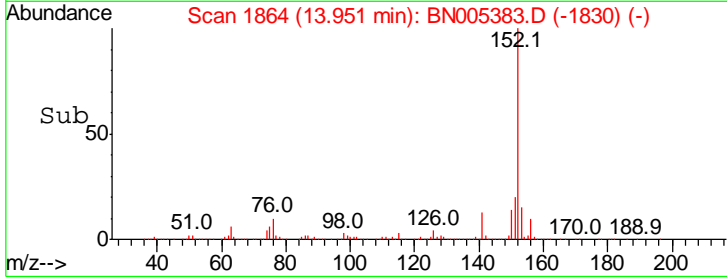
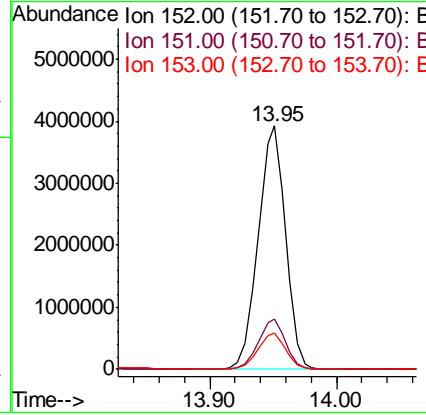
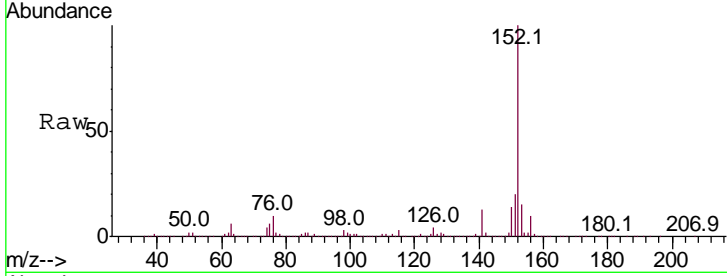
#47

Acenaphthylene

Concen: 63.131 ng/ul  
 RT: 13.95 min Scan# 1864  
 Delta R.T. 0.00 min  
 Lab File: BN005383.D  
 Acq: 30 Apr 2019 21:58

Instrument :  
 BNA\_N  
 ClientSampled :  
 GAHW1ME

Tgt Ion	Resp	Lower	Upper
152	100		
151	20.5	15.8	23.8
153	14.7	9.8	14.8

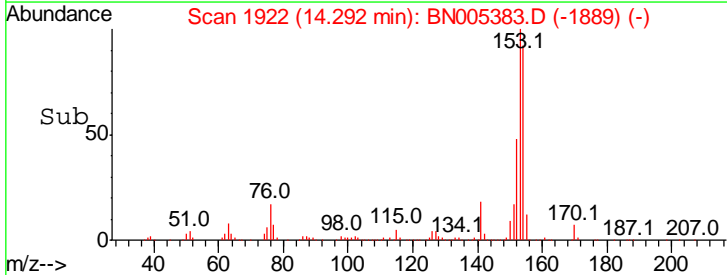
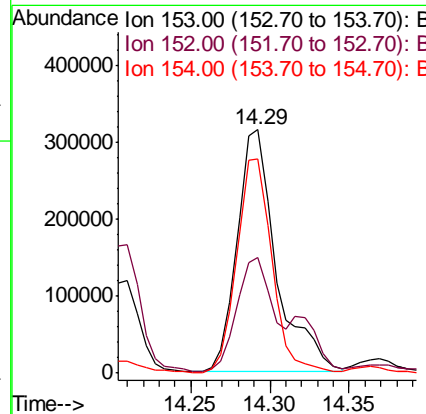
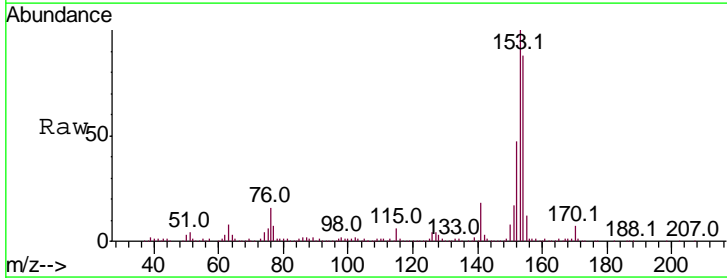


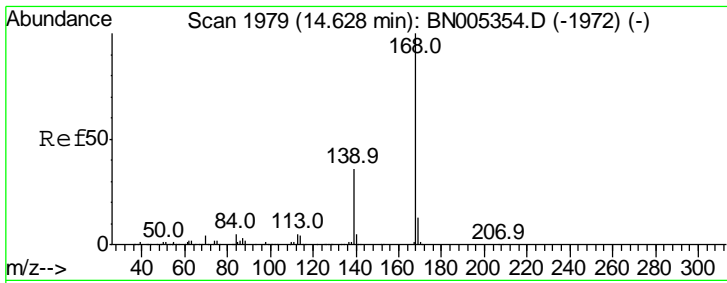
#49

Acenaphthene

Concen: 8.497 ng/ul  
 RT: 14.29 min Scan# 1922  
 Delta R.T. -0.01 min  
 Lab File: BN005383.D  
 Acq: 30 Apr 2019 21:58

Tgt Ion	Resp	Lower	Upper
153	100		
152	47.3	37.4	56.0
154	87.9	71.2	106.8

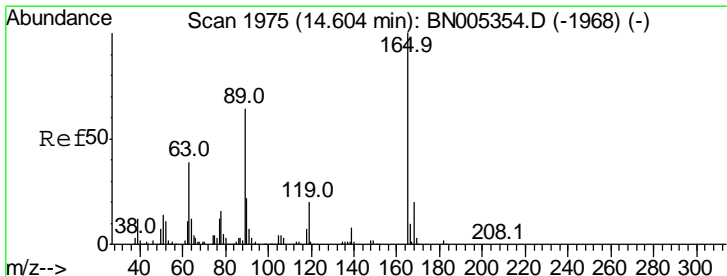
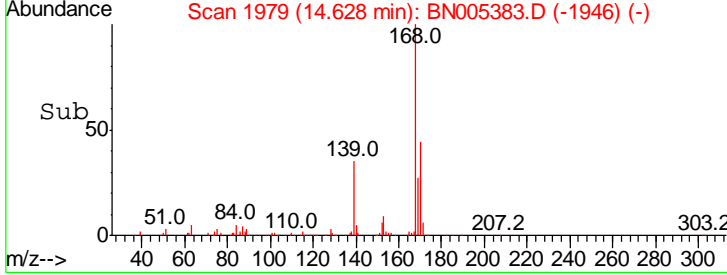
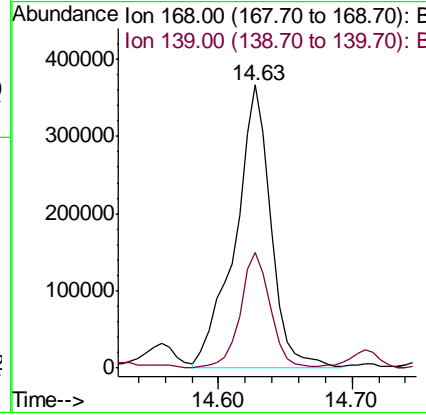
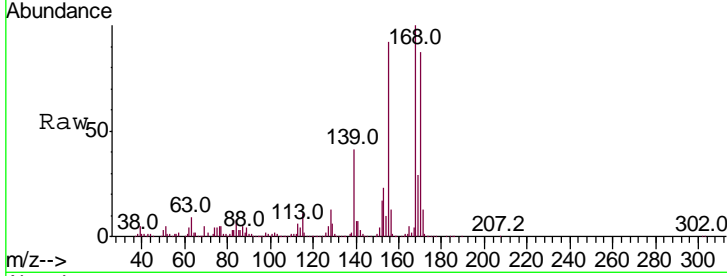




#53  
 Dibenzofuran  
 Concen: 7.363 ng/ul  
 RT: 14.63 min Scan# 1979  
 Delta R.T. -0.01 min  
 Lab File: BN005383.D  
 Acq: 30 Apr 2019 21:58

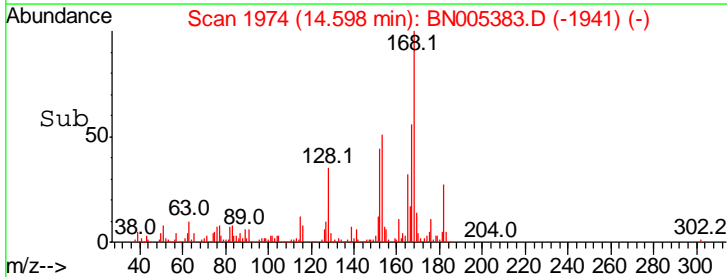
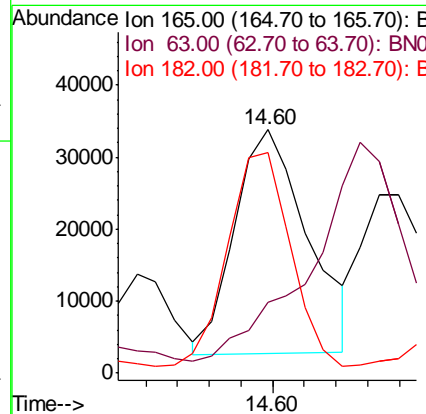
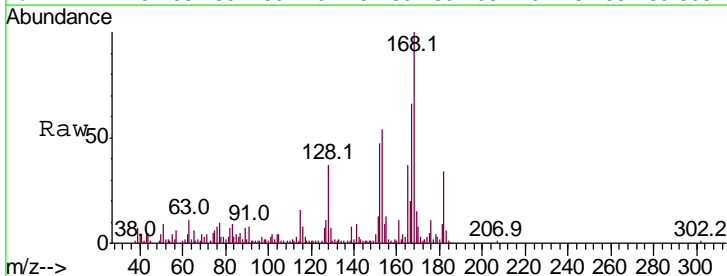
Instrument :  
 BNA\_N  
 ClientSampleId :  
 GAHW1ME

Tgt Ion	Resp	Lower	Upper
168	100		
139	40.7	30.9	46.3

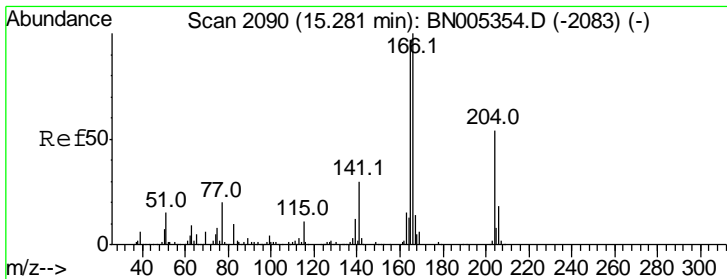


#54  
 2,4-Dinitrotoluene  
 Concen: 2.570 ng/ul  
 RT: 14.60 min Scan# 1974  
 Delta R.T. -0.01 min  
 Lab File: BN005383.D  
 Acq: 30 Apr 2019 21:58

Tgt Ion	Resp	Lower	Upper
165	100		
63	29.3	38.9	58.3#
182	90.6	2.6	3.8#





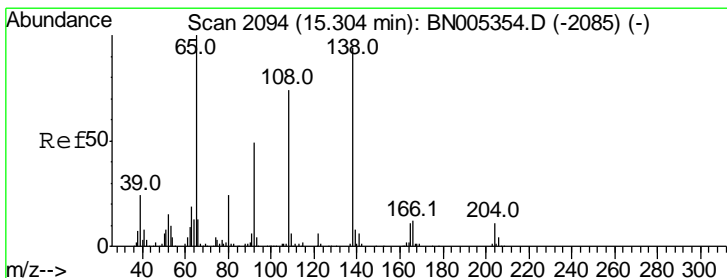
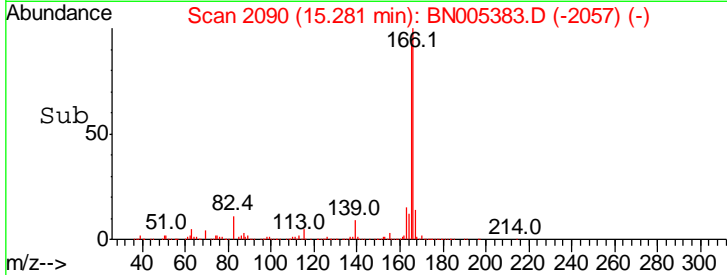
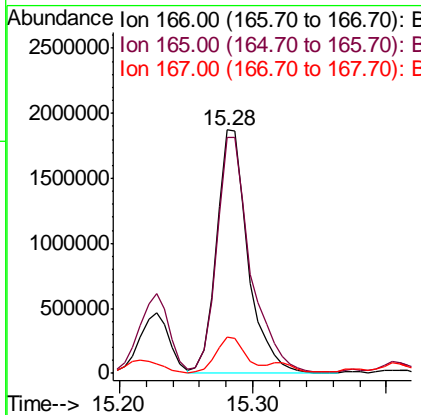
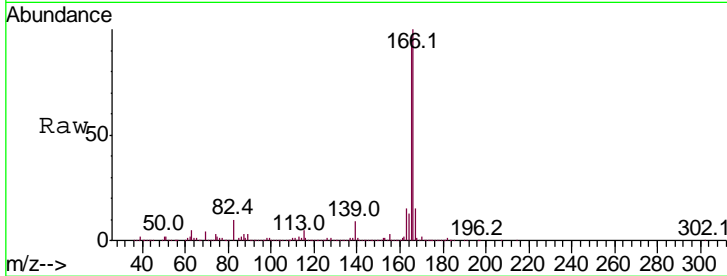


#58  
 Fluorene  
 Concen: 42.904 ng/ul  
 RT: 15.28 min Scan# 2090  
 Delta R.T. -0.01 min  
 Lab File: BN005383.D  
 Acq: 30 Apr 2019 21:58

Instrument :  
 BNA\_N  
 ClientSampled :  
 GAHW1ME

Tgt Ion:166 Resp: 3076022

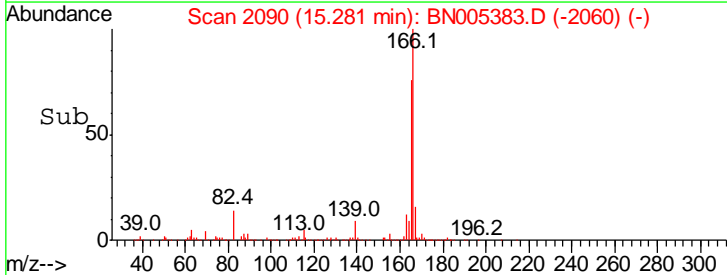
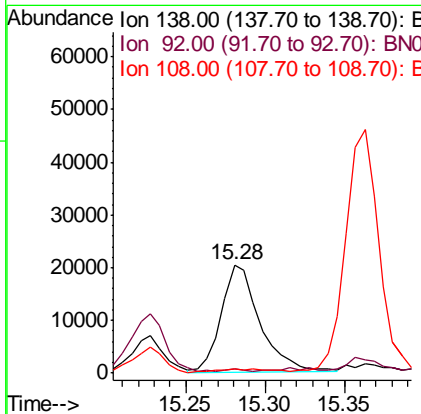
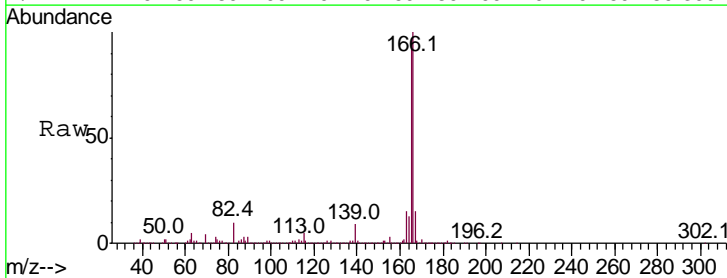
Ion	Ratio	Lower	Upper
166	100		
165	96.9	80.0	120.0
167	15.1	10.7	16.1

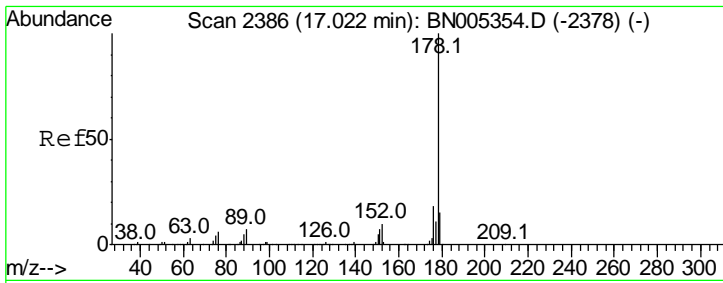


#60  
 4-Nitroaniline  
 Concen: 2.216 ng/ul  
 RT: 15.28 min Scan# 2090  
 Delta R.T. -0.02 min  
 Lab File: BN005383.D  
 Acq: 30 Apr 2019 21:58

Tgt Ion:138 Resp: 34227

Ion	Ratio	Lower	Upper
138	100		
92	3.6	45.3	67.9#
108	3.7	73.2	109.8#



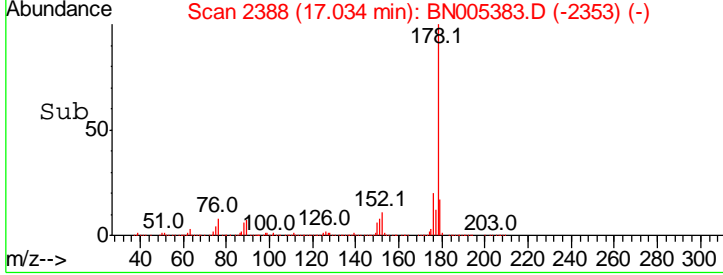
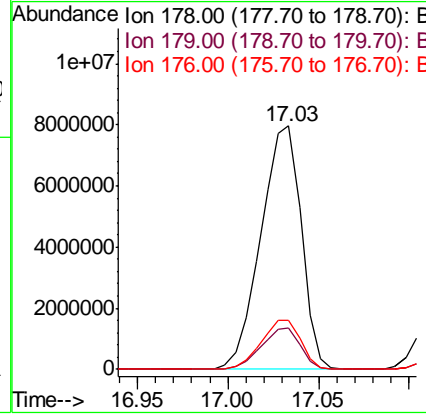
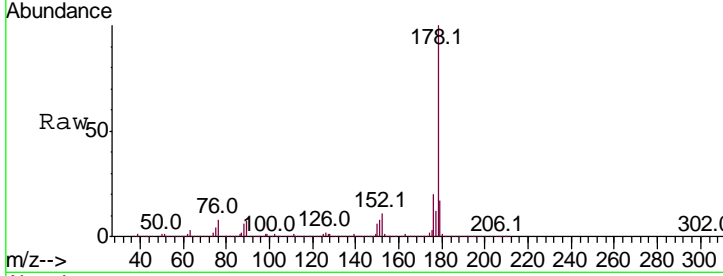


#69  
 Phenanthrene  
 Concen: 100.672 ng/ul  
 RT: 17.03 min Scan# 2388  
 Delta R.T. 0.01 min  
 Lab File: BN005383.D  
 Acq: 30 Apr 2019 21:58

Instrument :  
 BNA\_N  
 ClientSampled :  
 GAHW1ME

Tgt Ion:178 Resp:12317443

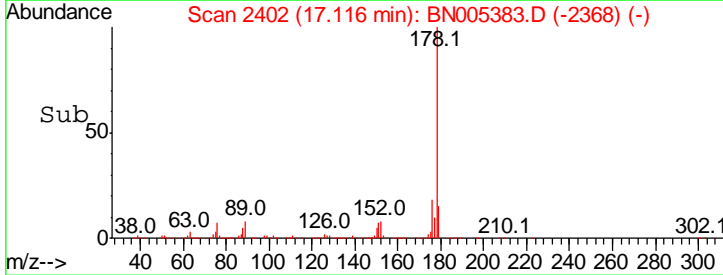
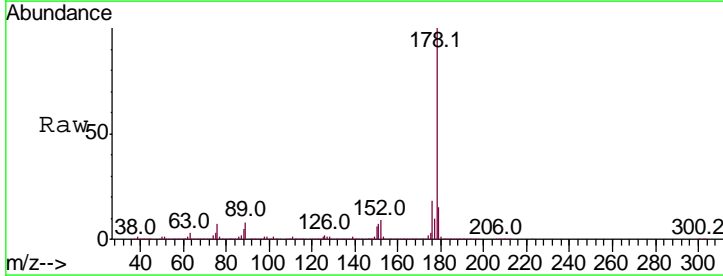
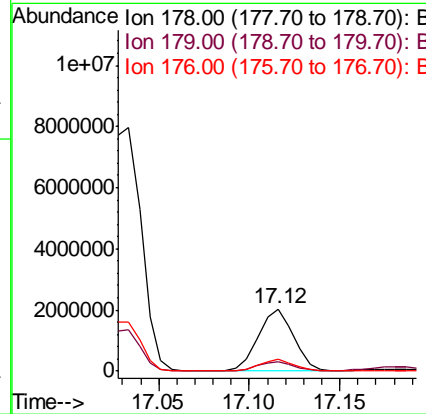
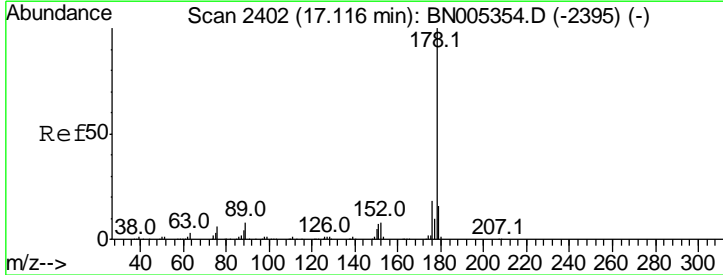
Ion	Ratio	Lower	Upper
178	100		
179	16.8	12.2	18.4
176	20.3	15.1	22.7

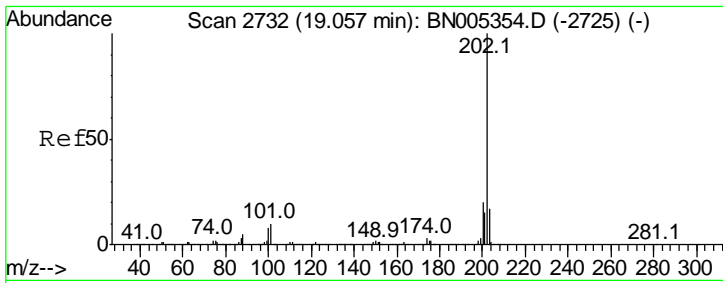


#71  
 Anthracene  
 Concen: 21.846 ng/ul  
 RT: 17.12 min Scan# 2402  
 Delta R.T. 0.00 min  
 Lab File: BN005383.D  
 Acq: 30 Apr 2019 21:58

Tgt Ion:178 Resp: 2722878

Ion	Ratio	Lower	Upper
178	100		
179	15.4	12.3	18.5
176	18.4	15.1	22.7

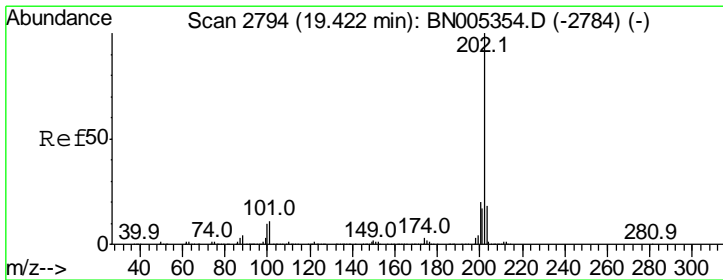
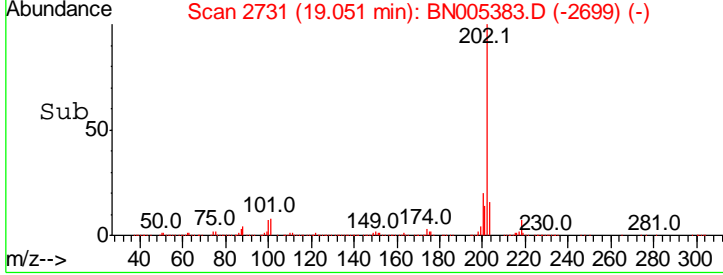
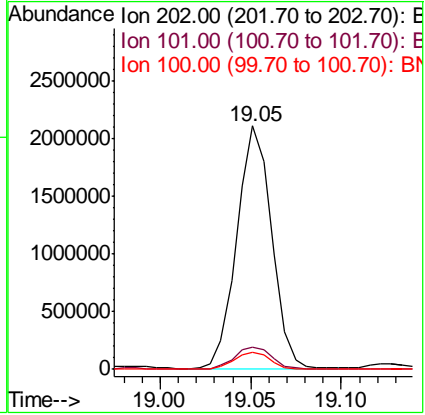
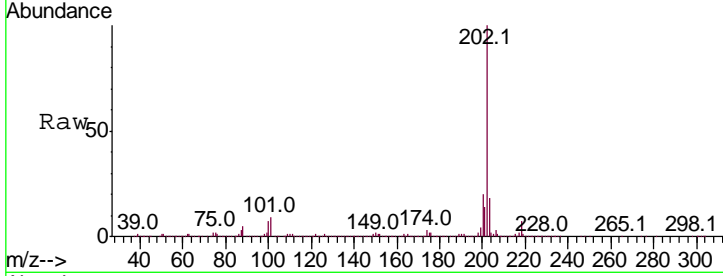




#76  
 Fluoranthene  
 Concen: 20.718 ng/ul  
 RT: 19.05 min Scan# 2731  
 Delta R.T. -0.01 min  
 Lab File: BN005383.D  
 Acq: 30 Apr 2019 21:58

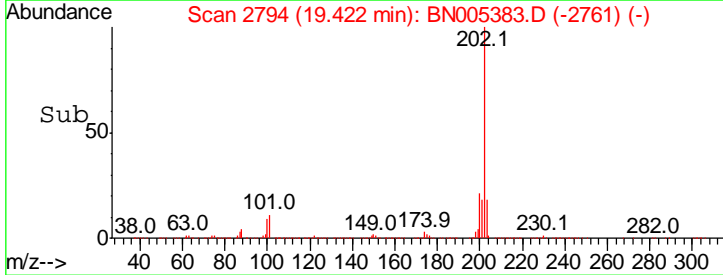
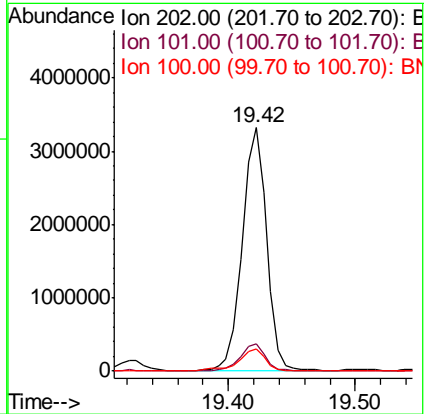
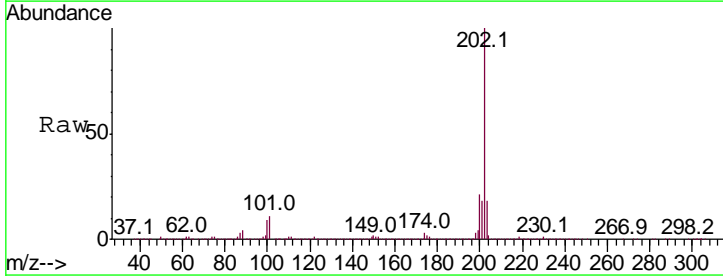
**Instrument :**  
 BNA\_N  
**ClientSampled :**  
 GAHW1ME

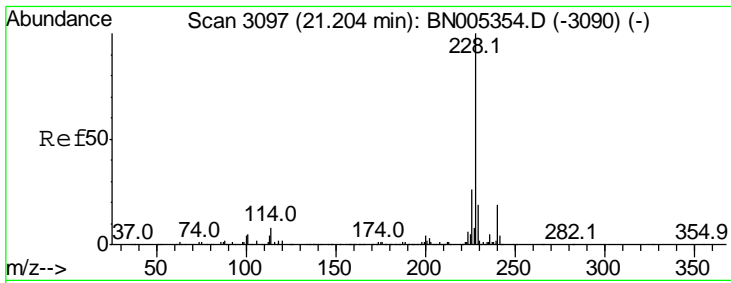
Tgt Ion	Ratio	Lower	Upper
202	100		
101	9.3	8.6	12.8
100	7.2	6.3	9.5



#79  
 Pyrene  
 Concen: 26.751 ng/ul  
 RT: 19.42 min Scan# 2794  
 Delta R.T. -0.01 min  
 Lab File: BN005383.D  
 Acq: 30 Apr 2019 21:58

Tgt Ion	Ratio	Lower	Upper
202	100		
101	11.0	10.3	15.5
100	8.9	7.9	11.9



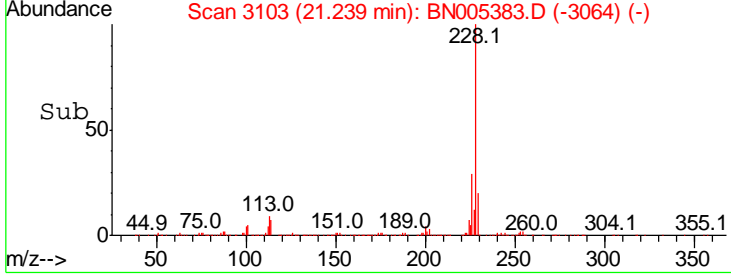
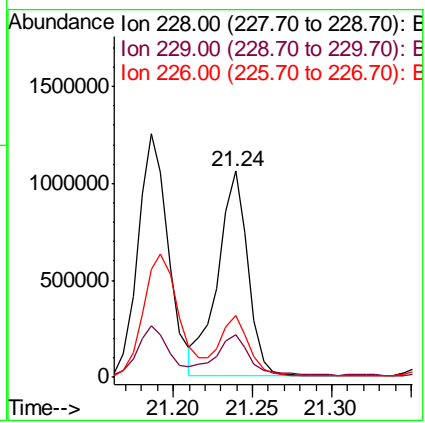
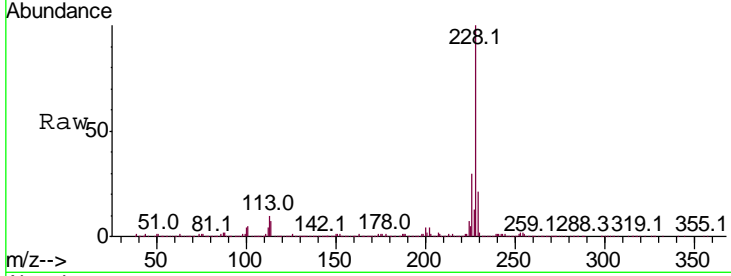


#82  
 Benzo(a)anthracene  
 Concen: 8.848 ng/ul  
 RT: 21.24 min Scan# 3103  
 Delta R.T. 0.03 min  
 Lab File: BN005383.D  
 Acq: 30 Apr 2019 21:58

Instrument :  
 BNA\_N  
 ClientSampled :  
 GAHW1ME

Tgt Ion: 228 Resp: 1401037

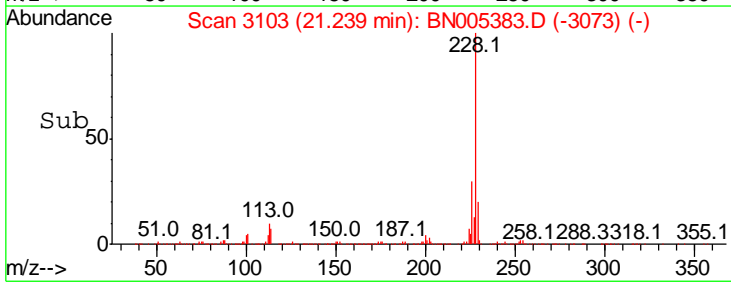
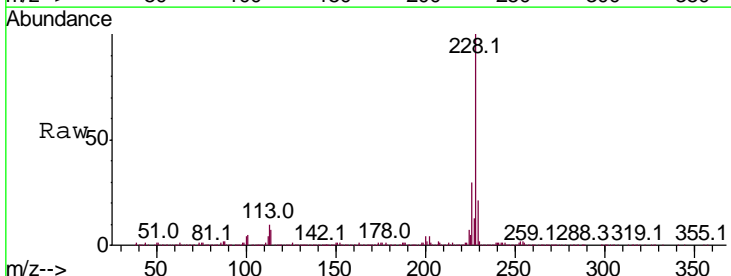
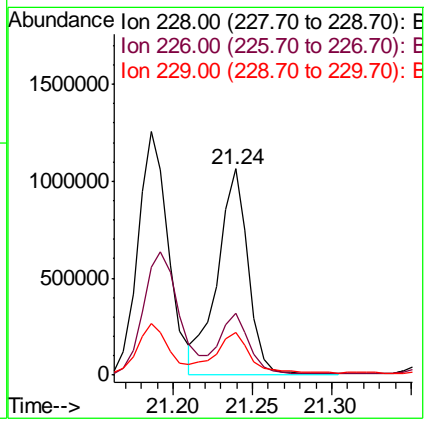
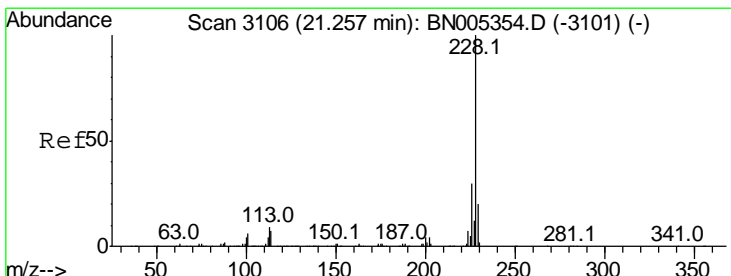
Ion	Ratio	Lower	Upper
228	100		
229	20.6	15.8	23.6
226	29.9	21.4	32.2

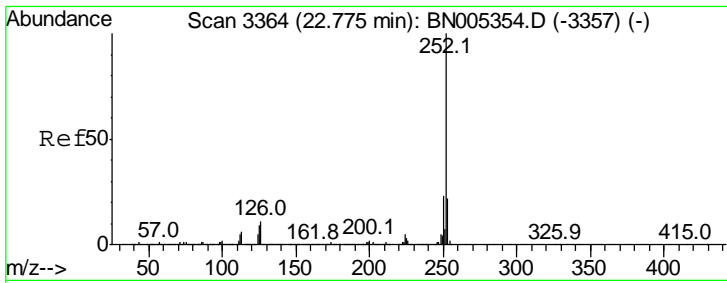


#84  
 Chrysene  
 Concen: 9.605 ng/ul  
 RT: 21.24 min Scan# 3103  
 Delta R.T. -0.02 min  
 Lab File: BN005383.D  
 Acq: 30 Apr 2019 21:58

Tgt Ion: 228 Resp: 1411402

Ion	Ratio	Lower	Upper
228	100		
226	29.9	24.0	36.0
229	20.6	15.4	23.0

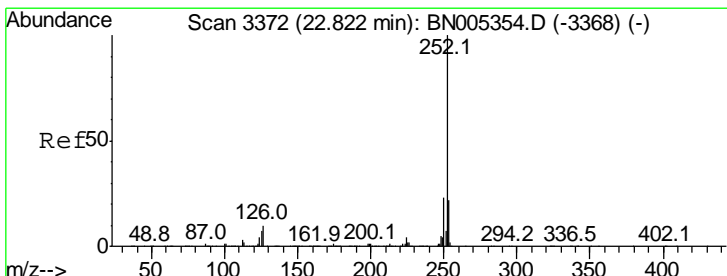
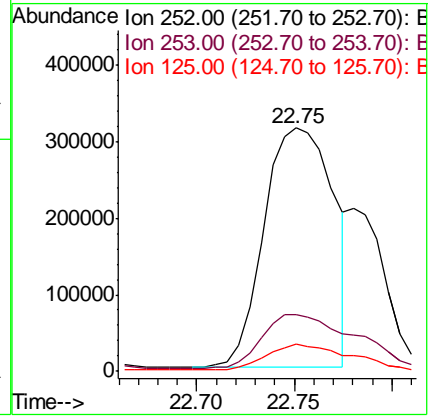
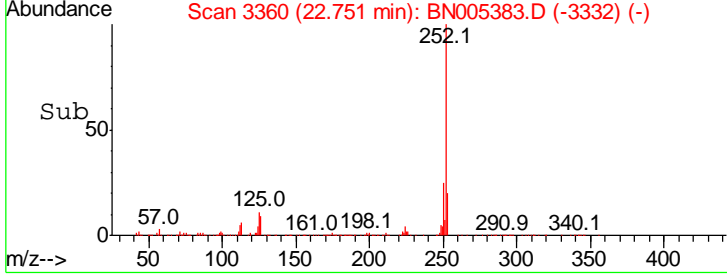
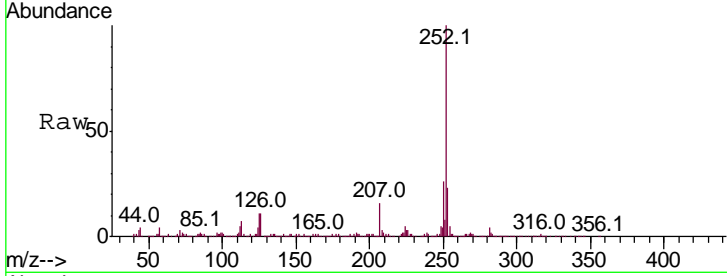




#87  
 Benzo(b)fluoranthene  
 Concen: 5.201 ng/ul  
 RT: 22.75 min Scan# 3360  
 Delta R.T. -0.03 min  
 Lab File: BN005383.D  
 Acq: 30 Apr 2019 21:58

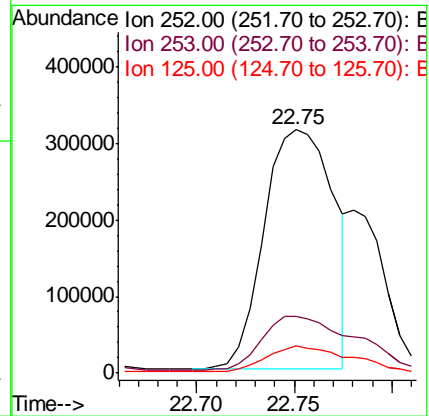
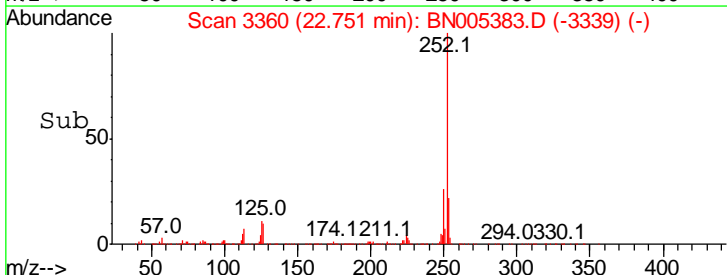
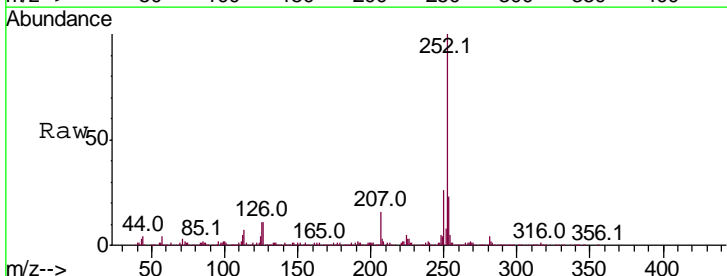
Instrument :  
 BNA\_N  
 ClientSampled :  
 GAHW1ME

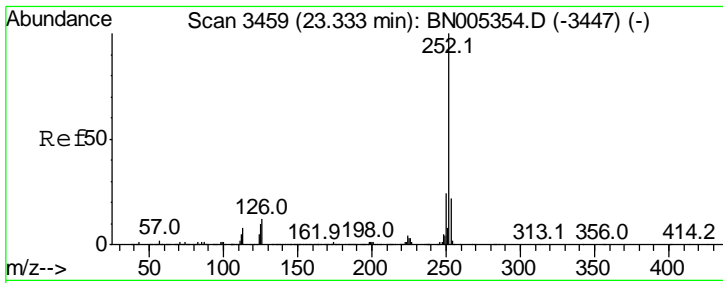
Tgt Ion	Resp	Lower	Upper
252	100		
253	23.1	17.7	26.5
125	11.2	8.4	12.6



#88  
 Benzo(k)fluoranthene  
 Concen: 5.446 ng/ul  
 RT: 22.75 min Scan# 3360  
 Delta R.T. -0.08 min  
 Lab File: BN005383.D  
 Acq: 30 Apr 2019 21:58

Tgt Ion	Resp	Lower	Upper
252	100		
253	23.1	17.4	26.0
125	11.2	7.5	11.3

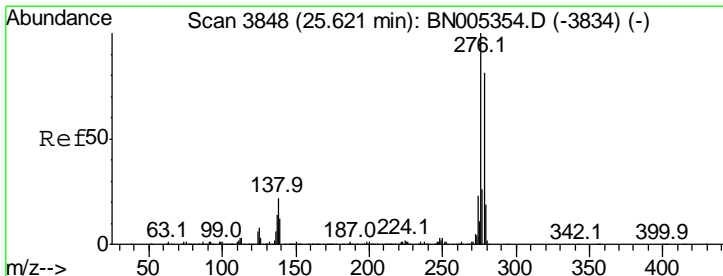
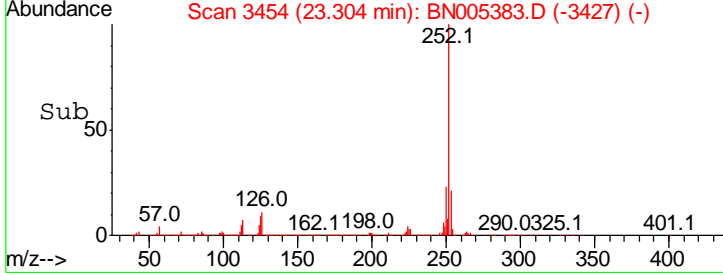
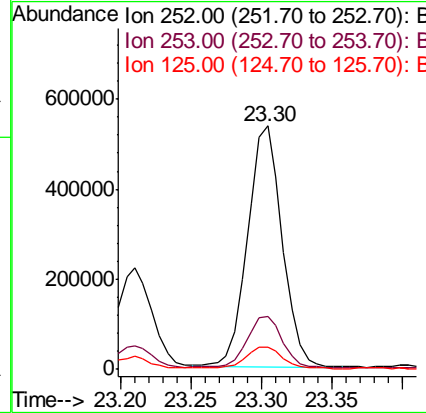
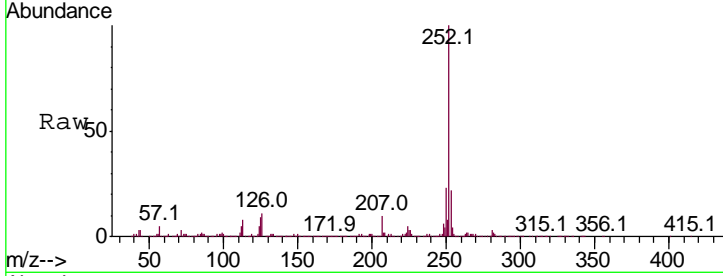




#90  
 Benzo(a)pyrene  
 Concen: 6.593 ng/ul  
 RT: 23.30 min Scan# 3454  
 Delta R.T. -0.04 min  
 Lab File: BN005383.D  
 Acq: 30 Apr 2019 21:58

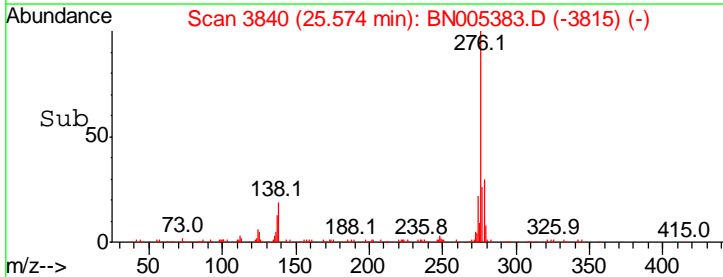
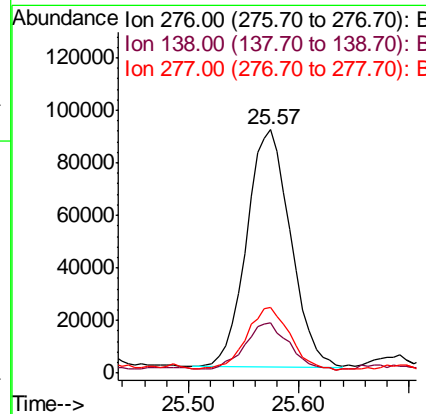
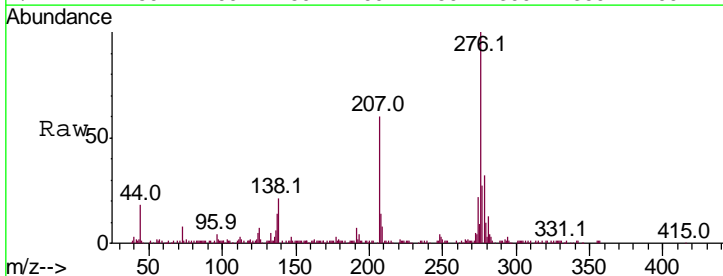
Instrument :  
 BNA\_N  
 ClientSampled :  
 GAHW1ME

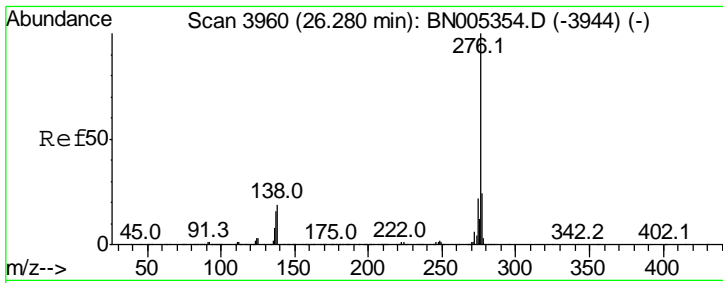
Tgt Ion	Resp	Lower	Upper
252	100		
253	21.8	17.3	25.9
125	8.9	8.6	13.0



#91  
 Indeno(1,2,3-cd)pyrene  
 Concen: 1.634 ng/ul  
 RT: 25.57 min Scan# 3840  
 Delta R.T. -0.05 min  
 Lab File: BN005383.D  
 Acq: 30 Apr 2019 21:58

Tgt Ion	Resp	Lower	Upper
276	100		
138	20.9	17.9	26.9
277	27.2	19.7	29.5





#93  
 Benzo(a,h,i)perylene  
 Concen: 1.379 ng/ul  
 RT: 26.23 min Scan# 3952  
 Delta R.T. -0.06 min  
 Lab File: BN005383.D  
 Acq: 30 Apr 2019 21:58

**Instrument :**  
 BNA\_N  
**ClientSampleId :**  
 GAHW1ME

Tot Ion	Ratio	Lower	Upper
276	100		
138	19.1	16.7	25.1
277	24.8	18.2	27.2

