

Data Path : Z:\svoasrv\HPCHEM1\BNA_N\Data\BN071224\
 Data File : BN032685.D
 Acq On : 12 Jul 2024 22:49
 Operator : MA/JU
 Sample : P3035-15DL 5X
 Misc :
 ALS Vial : 24 Sample Multiplier: 1

Instrument :
 BNA_N
 ClientSampleId :
 A4CX0DL

Quant Time: Jul 13 00:04:22 2024
 Quant Method : Z:\svoasrv\HPCHEM1\BNA_N\Methods\SFAM-EPA-SIM-BN071224.M
 Quant Title : ASP BNA STANDARDS FOR 5 POINT CALIBRATION
 QLast Update : Fri Jul 12 01:40:24 2024
 Response via : Initial Calibration

Compound	R.T.	QIon	Response	Conc	Units	Dev(Min)

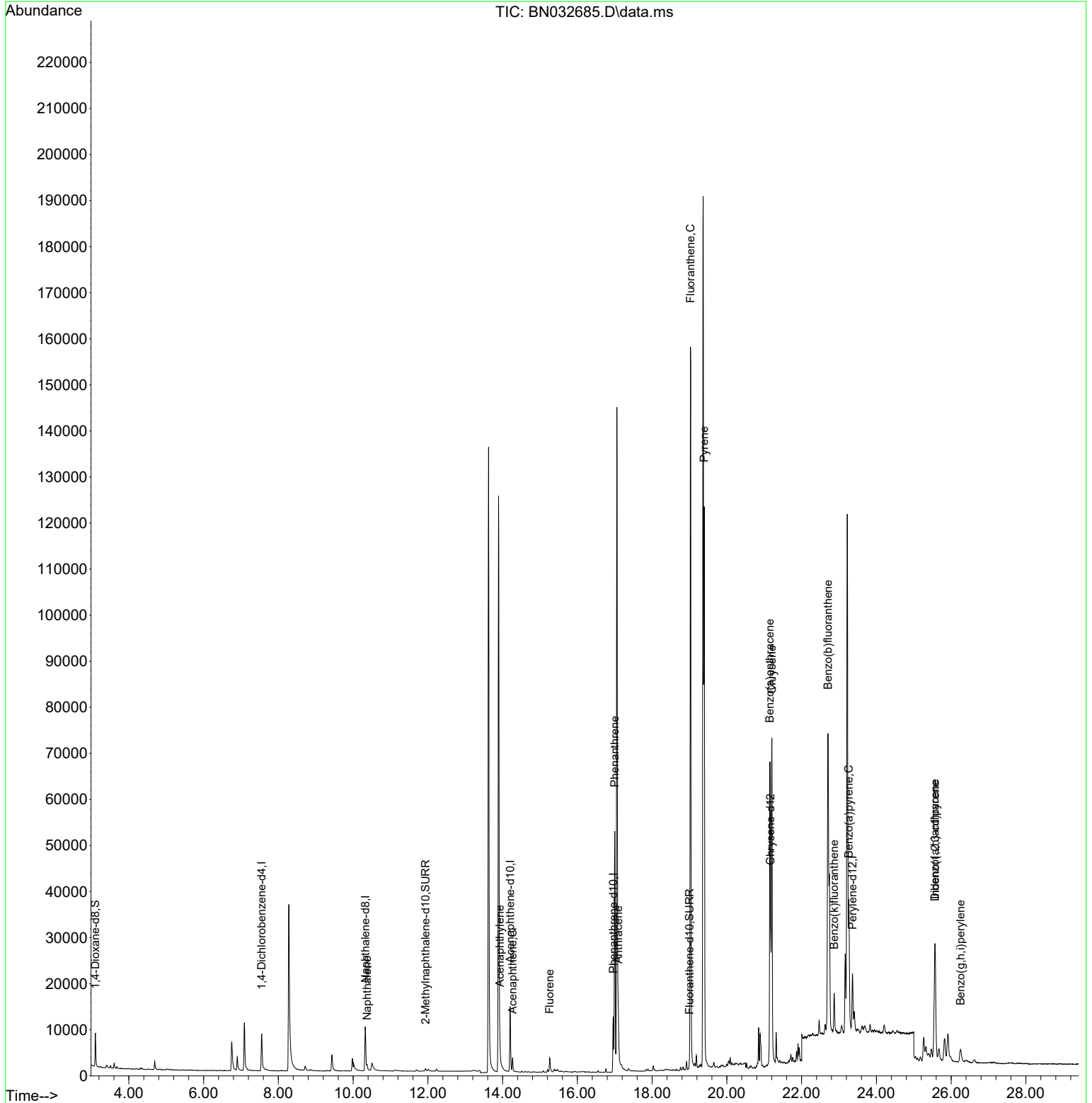
Internal Standards						
1) 1,4-Dichlorobenzene-d4	7.553	152	5292	0.400	ng/ul	-0.03
4) Naphthalene-d8	10.327	136	15610	0.400	ng/ul	-0.03
9) Acenaphthene-d10	14.202	164	8281	0.400	ng/ul	-0.01
13) Phenanthrene-d10	16.961	188	14912	0.400	ng/ul	-0.03
17) Chrysene-d12	21.168	240	13437	0.400	ng/ul	-0.03
23) Perylene-d12	23.362	264	16551	0.400	ng/ul	#-0.04
System Monitoring Compounds						
3) 1,4-Dioxane-d8	3.105	96	5082	0.800	ng/ul	0.00
6) 2-Methylnaphthalene-d10	11.938	152	1178	0.050	ng/ul	-0.03
18) Fluoranthene-d10	18.999	212	2185	0.050	ng/ul	-0.03
Target Compounds						
						Qvalue
5) Naphthalene	10.376	128	1518	0.036	ng/ul#	82
10) Acenaphthylene	13.925	152	4181	0.125	ng/ul	95
11) Acenaphthene	14.267	153	1832	0.066	ng/ul	98
12) Fluorene	15.262	166	2387	0.075	ng/ul#	97
15) Phenanthrene	16.999	178	59438	1.464	ng/ul	99
16) Anthracene	17.096	178	10254	0.309	ng/ul	97
19) Fluoranthene	19.027	202	148425	2.717	ng/ul	99
20) Pyrene	19.394	202	104062	1.840	ng/ul	98
21) Benzo(a)anthracene	21.150	228	60150	1.406	ng/ul	98
22) Chrysene	21.203	228	76212	1.232	ng/ul	98
24) Benzo(b)fluoranthene	22.705	252	146495	2.509	ng/ul	94
25) Benzo(k)fluoranthene	22.871	252	10092	0.142	ng/ul#	66
26) Benzo(a)pyrene	23.266	252	37654	0.745	ng/ul#	91
27) Indeno(1,2,3-cd)pyrene	25.569	276	40987	0.599	ng/ul#	91
28) Dibenzo(a,h)anthracene	25.566	278	12418	0.234	ng/ul#	78
29) Benzo(g,h,i)perylene	26.250	276	5735	0.100	ng/ul#	69

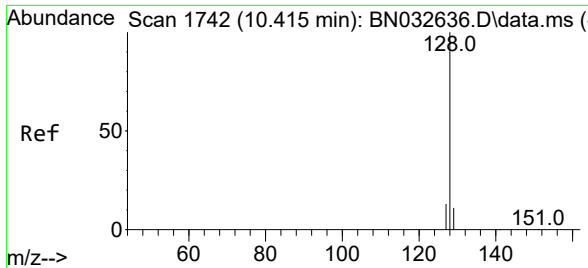
(#) = qualifier out of range (m) = manual integration (+) = signals summed

Data Path : Z:\svoasrv\HPCHEM1\BNA_N\Data\BN071224\
 Data File : BN032685.D
 Acq On : 12 Jul 2024 22:49
 Operator : MA/JU
 Sample : P3035-15DL 5X
 Misc :
 ALS Vial : 24 Sample Multiplier: 1

Instrument :
 BNA_N
 ClientSampleId :
 A4CX0DL

Quant Time: Jul 13 00:04:22 2024
 Quant Method : Z:\svoasrv\HPCHEM1\BNA_N\Methods\SFAM-EPA-SIM-BN071224.M
 Quant Title : ASP BNA STANDARDS FOR 5 POINT CALIBRATION
 QLast Update : Fri Jul 12 01:40:24 2024
 Response via : Initial Calibration



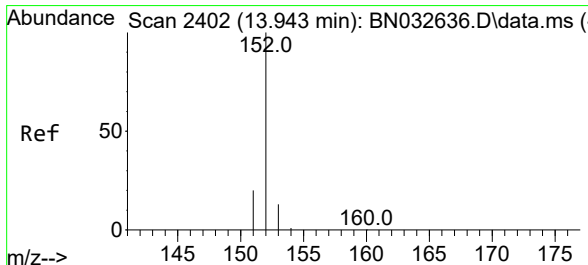
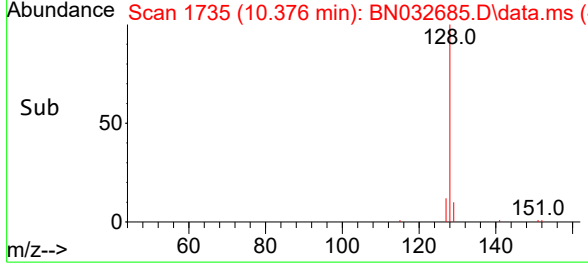
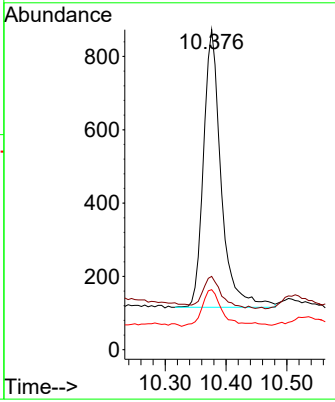
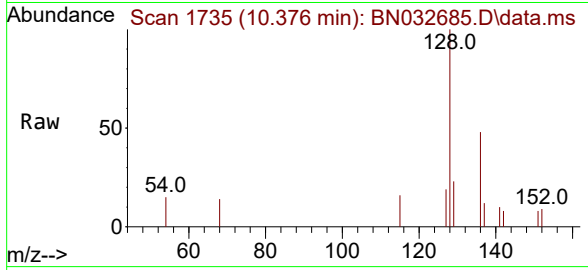


#5
 Naphthalene
 Concen: 0.036 ng/u1
 RT: 10.376 min Scan# 11
 Delta R.T. -0.033 min
 Lab File: BN032685.D
 Acq: 12 Jul 2024 22:49

Instrument : BNA_N
 ClientSampleId : A4CX0DL

Tgt Ion:128 Resp: 1518

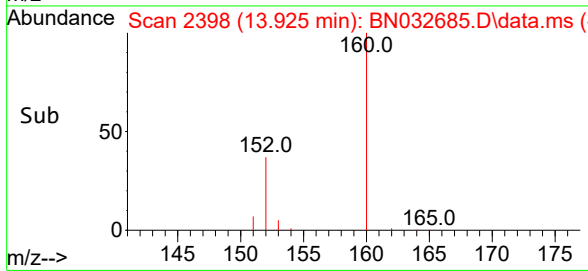
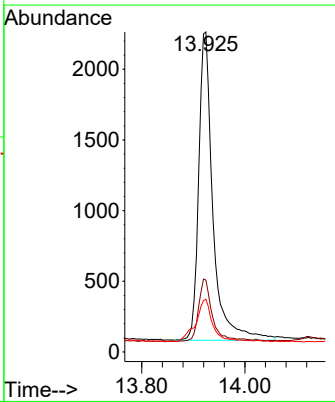
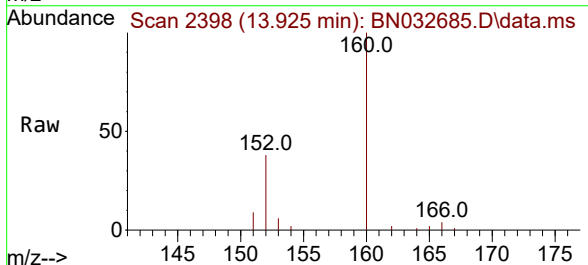
Ion	Ratio	Lower	Upper
128	100		
129	22.9	10.0	15.0#
127	18.8	11.6	17.4#

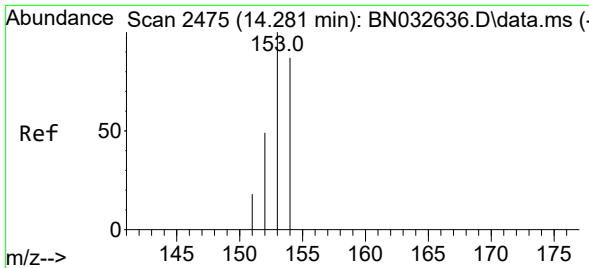


#10
 Acenaphthylene
 Concen: 0.125 ng/u1
 RT: 13.925 min Scan# 2398
 Delta R.T. -0.019 min
 Lab File: BN032685.D
 Acq: 12 Jul 2024 22:49

Tgt Ion:152 Resp: 4181

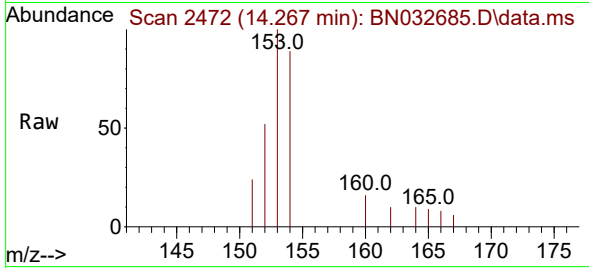
Ion	Ratio	Lower	Upper
152	100		
151	22.4	16.3	24.5
153	16.4	11.3	16.9





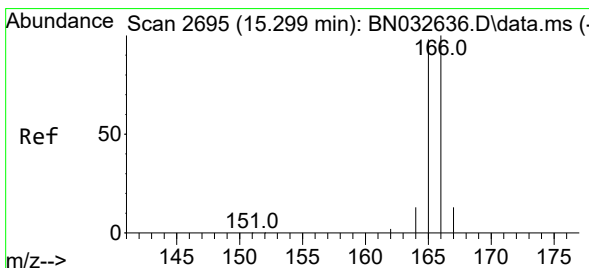
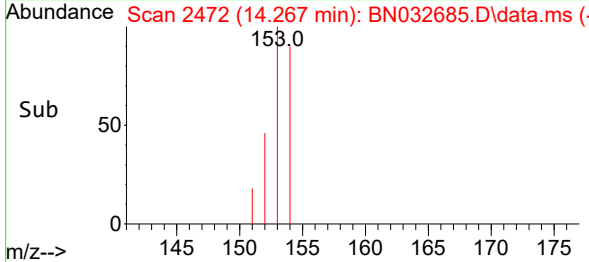
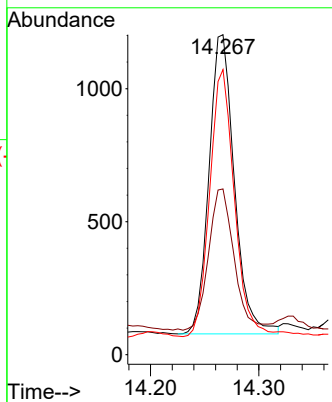
#11
 Acenaphthene
 Concen: 0.066 ng/uI
 RT: 14.267 min Scan# 2475
 Delta R.T. -0.014 min
 Lab File: BN032685.D
 Acq: 12 Jul 2024 22:49

Instrument :
 BNA_N
 ClientSampleId :
 A4CX0DL

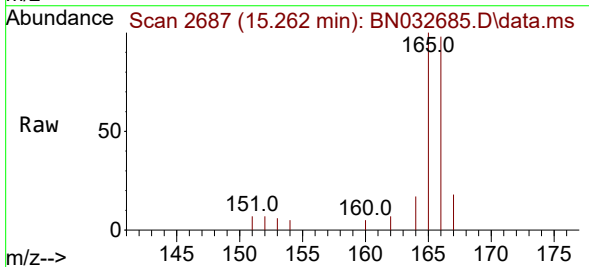


Tgt Ion:153 Resp: 1832

Ion	Ratio	Lower	Upper
153	100		
152	51.8	40.0	60.0
154	89.1	70.2	105.4

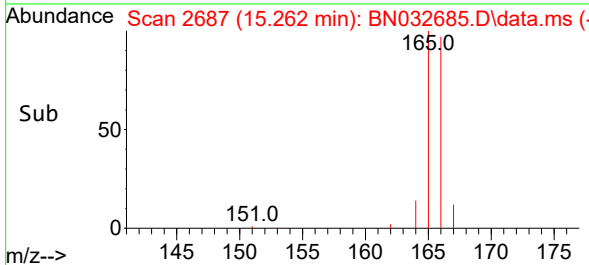
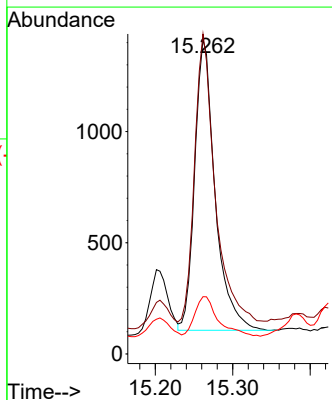


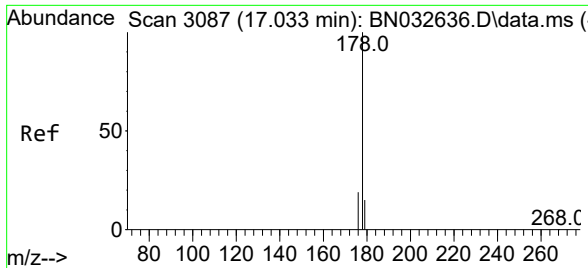
#12
 Fluorene
 Concen: 0.075 ng/uI
 RT: 15.262 min Scan# 2687
 Delta R.T. -0.028 min
 Lab File: BN032685.D
 Acq: 12 Jul 2024 22:49



Tgt Ion:166 Resp: 2387

Ion	Ratio	Lower	Upper
166	100		
165	101.8	79.7	119.5
167	18.2	11.4	17.2



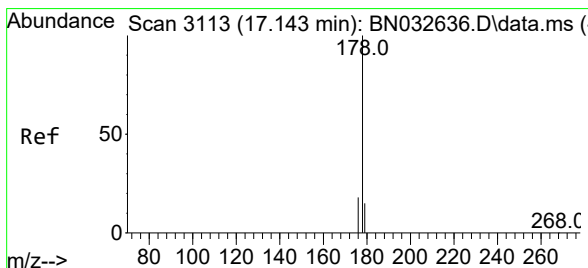
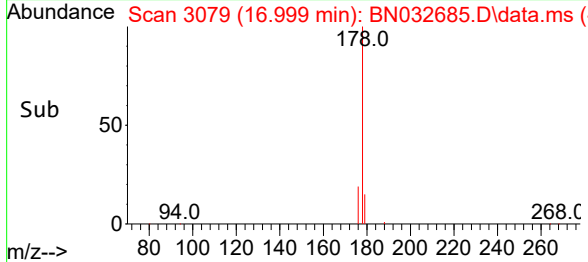
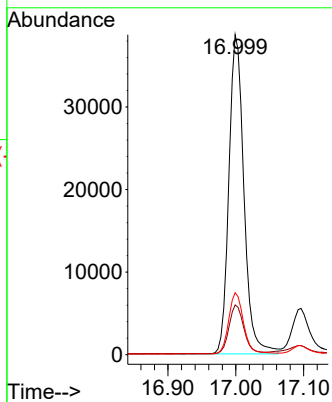
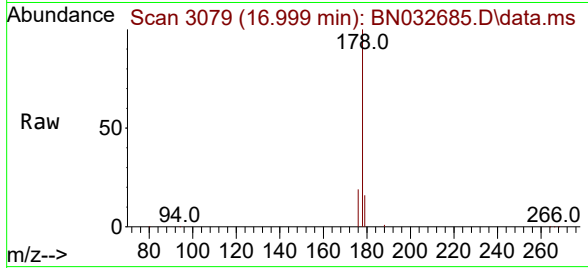


#15
 Phenanthrene
 Concen: 1.464 ng/uI
 RT: 16.999 min Scan# 3102
 Delta R.T. -0.030 min
 Lab File: BN032685.D
 Acq: 12 Jul 2024 22:49

Instrument :
 BNA_N
 ClientSampleId :
 A4CX0DL

Tgt Ion:178 Resp: 59438

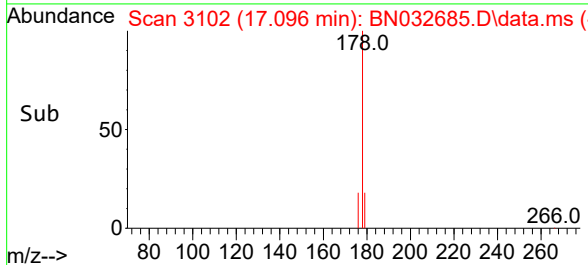
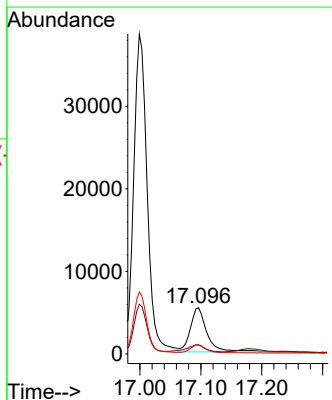
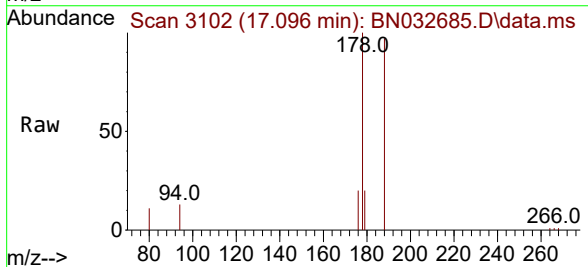
Ion	Ratio	Lower	Upper
178	100		
179	15.5	13.0	19.4
176	19.3	15.6	23.4

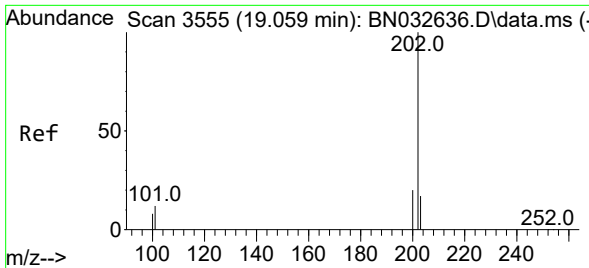


#16
 Anthracene
 Concen: 0.309 ng/uI
 RT: 17.096 min Scan# 3102
 Delta R.T. -0.042 min
 Lab File: BN032685.D
 Acq: 12 Jul 2024 22:49

Tgt Ion:178 Resp: 10254

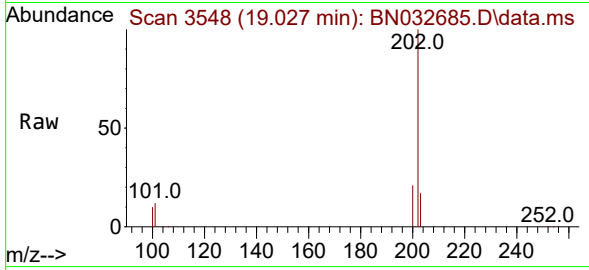
Ion	Ratio	Lower	Upper
178	100		
179	19.6	13.4	20.2
176	19.5	15.4	23.0



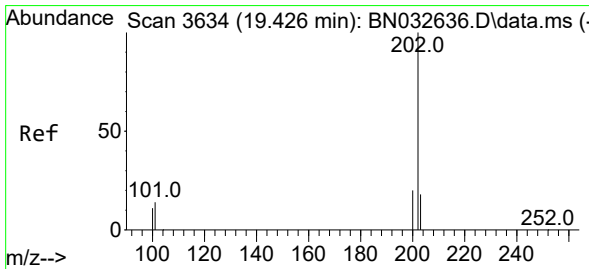
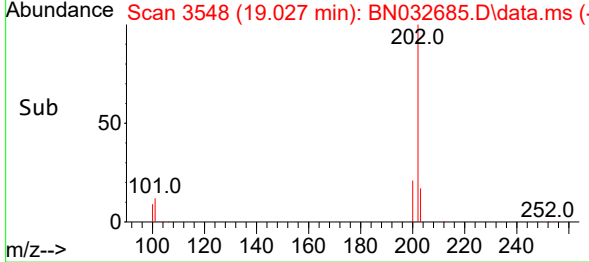
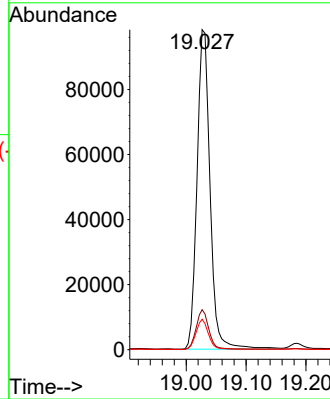


#19
 Fluoranthene
 Concen: 2.717 ng/ul
 RT: 19.027 min Scan# 31
 Delta R.T. -0.028 min
 Lab File: BN032685.D
 Acq: 12 Jul 2024 22:49

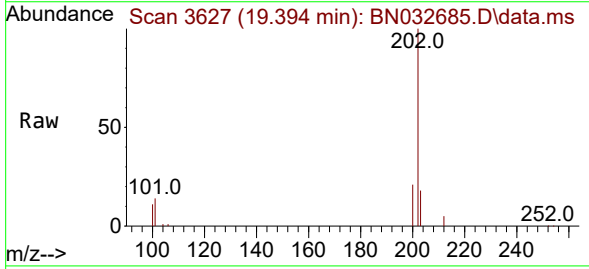
Instrument :
 BNA_N
 ClientSampleId :
 A4CX0DL



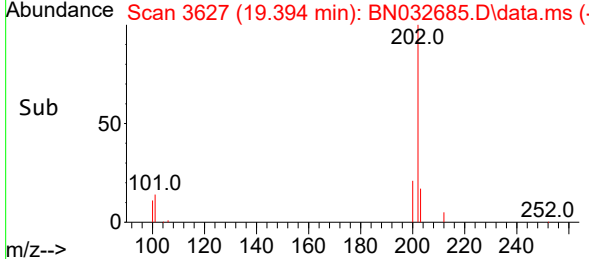
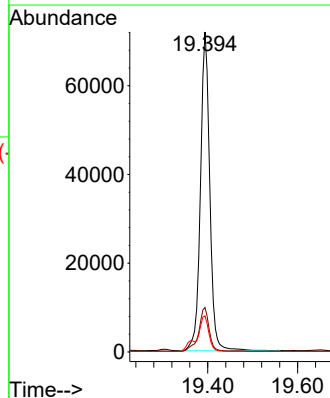
Tgt Ion:202 Resp: 148425
 Ion Ratio Lower Upper
 202 100
 101 12.5 9.8 14.8
 100 9.5 7.9 11.9

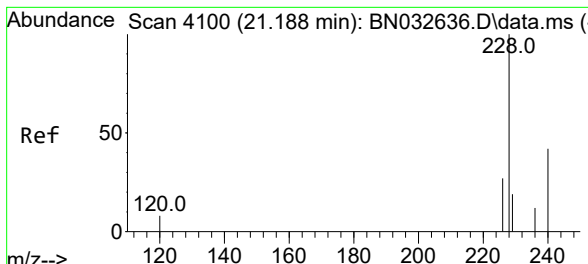


#20
 Pyrene
 Concen: 1.840 ng/ul
 RT: 19.394 min Scan# 3627
 Delta R.T. -0.028 min
 Lab File: BN032685.D
 Acq: 12 Jul 2024 22:49



Tgt Ion:202 Resp: 104062
 Ion Ratio Lower Upper
 202 100
 101 13.9 11.8 17.6
 100 11.3 9.6 14.4



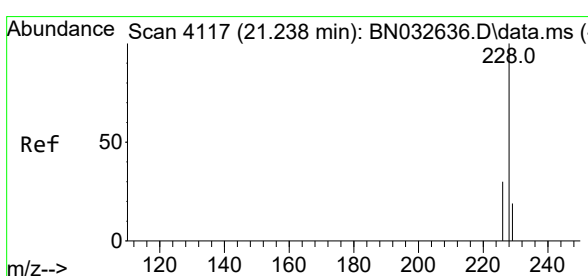
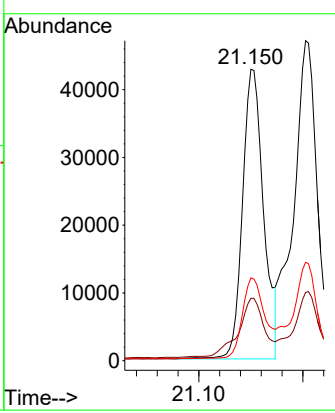
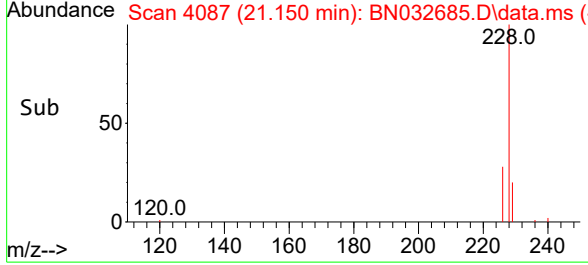
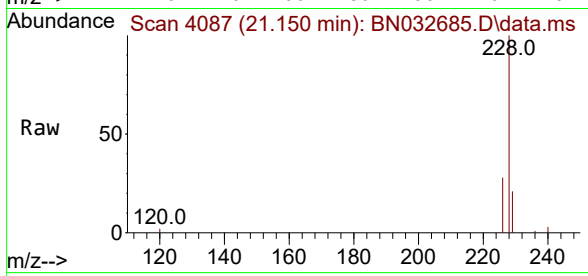


#21
 Benzo(a)anthracene
 Concen: 1.406 ng/uI
 RT: 21.150 min Scan# 4105
 Delta R.T. -0.032 min
 Lab File: BN032685.D
 Acq: 12 Jul 2024 22:49

Instrument : BNA_N
 ClientSampleId : A4CX0DL

Tgt Ion:228 Resp: 60150

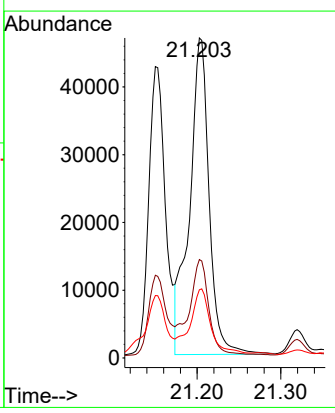
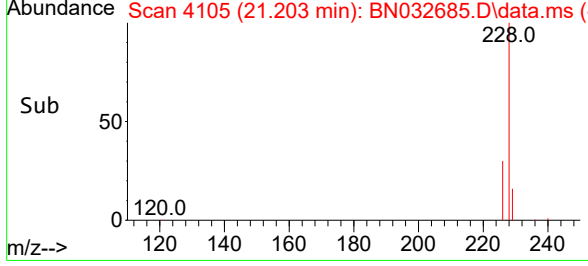
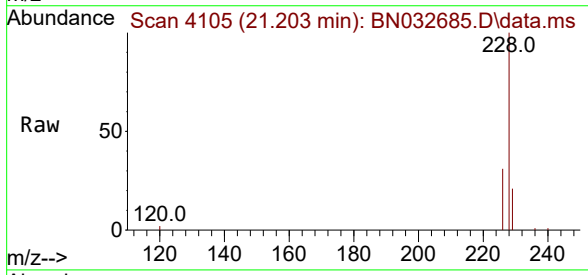
Ion	Ratio	Lower	Upper
228	100		
229	21.4	16.1	24.1
226	28.4	21.9	32.9

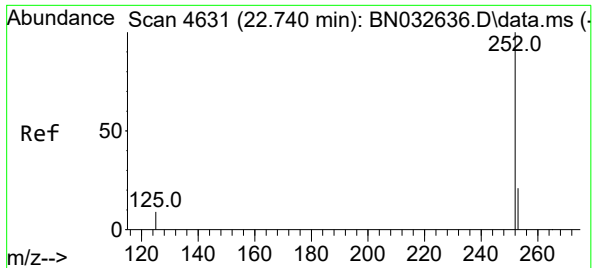


#22
 Chrysene
 Concen: 1.232 ng/uI
 RT: 21.203 min Scan# 4105
 Delta R.T. -0.029 min
 Lab File: BN032685.D
 Acq: 12 Jul 2024 22:49

Tgt Ion:228 Resp: 76212

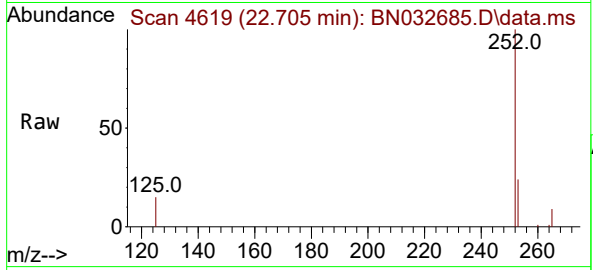
Ion	Ratio	Lower	Upper
228	100		
226	30.8	24.0	36.0
229	21.3	15.8	23.6



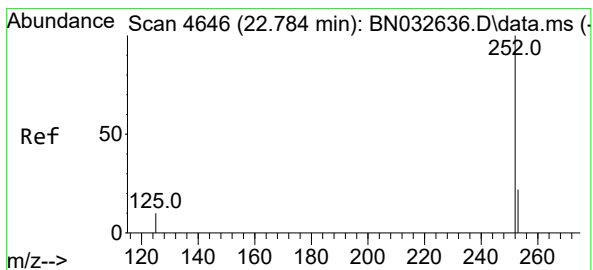
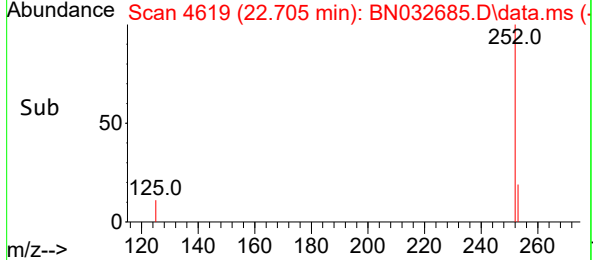
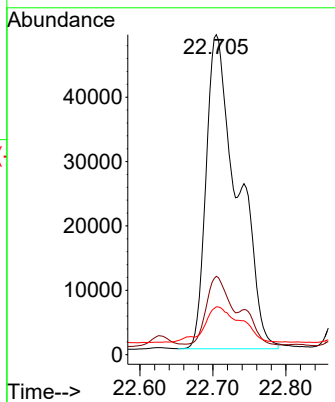


#24
 Benzo(b)fluoranthene
 Concen: 2.509 ng/ul
 RT: 22.705 min Scan# 4619
 Delta R.T. -0.029 min
 Lab File: BN032685.D
 Acq: 12 Jul 2024 22:49

Instrument :
 BNA_N
 ClientSampleId :
 A4CX0DL

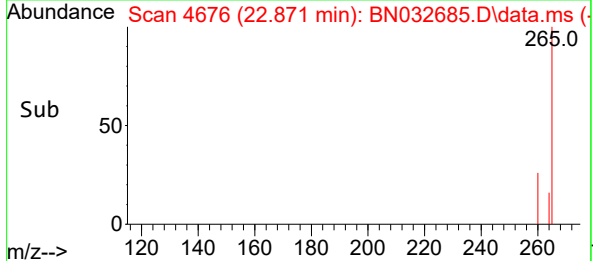
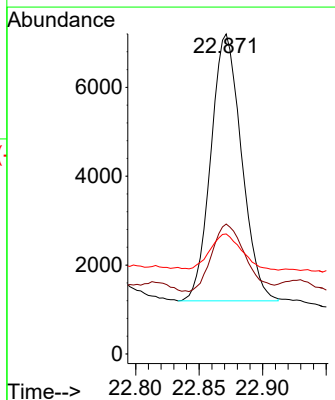
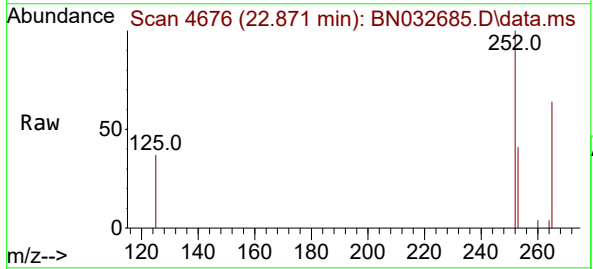


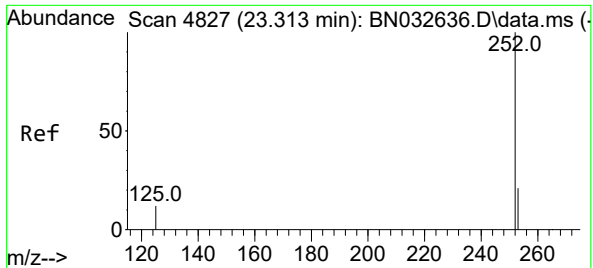
Tgt Ion:252 Resp: 146495
 Ion Ratio Lower Upper
 252 100
 253 24.5 0.0 54.0
 125 14.9 0.0 36.0



#25
 Benzo(k)fluoranthene
 Concen: 0.142 ng/ul
 RT: 22.871 min Scan# 4676
 Delta R.T. 0.094 min
 Lab File: BN032685.D
 Acq: 12 Jul 2024 22:49

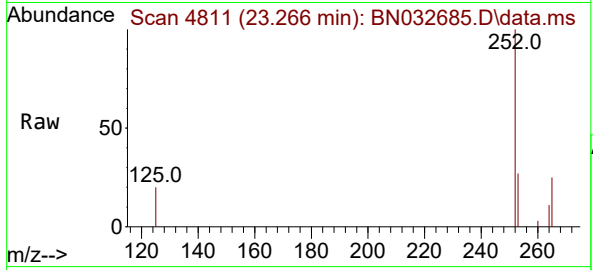
Tgt Ion:252 Resp: 10092
 Ion Ratio Lower Upper
 252 100
 253 40.6 21.2 31.8#
 125 37.5 14.8 22.2#



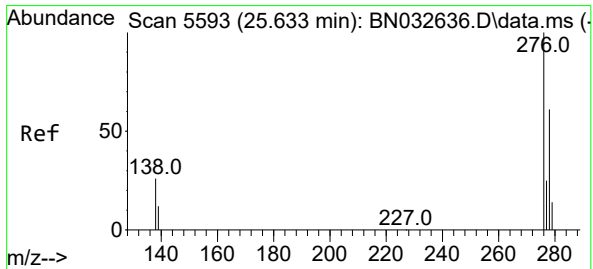
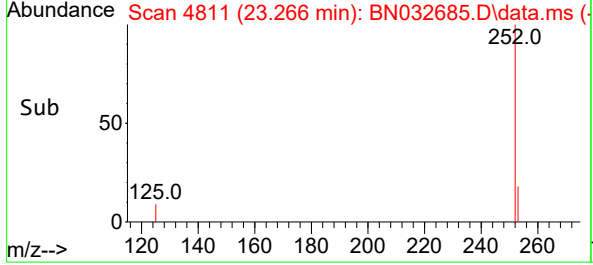
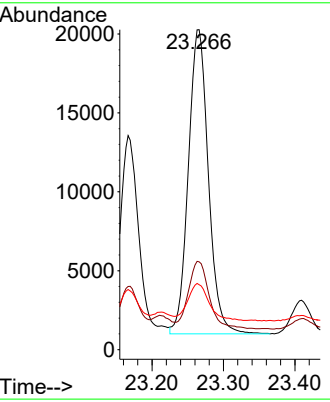


#26
 Benzo(a)pyrene
 Concen: 0.745 ng/u1
 RT: 23.266 min Scan# 4827
 Delta R.T. -0.044 min
 Lab File: BN032685.D
 Acq: 12 Jul 2024 22:49

Instrument : BNA_N
 ClientSampleId : A4CX0DL

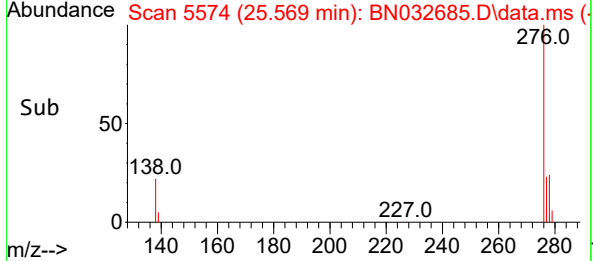
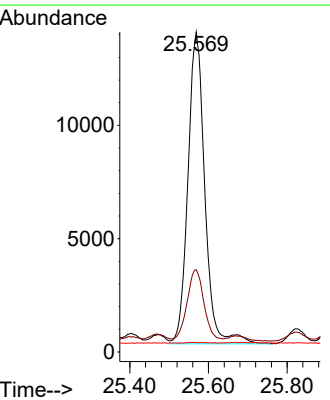
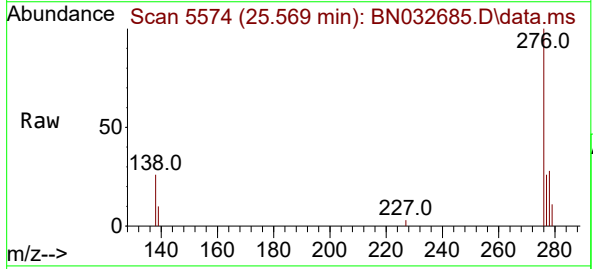


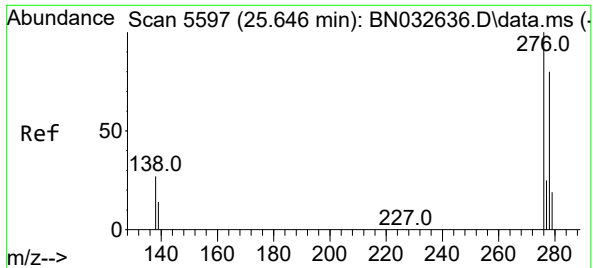
Tgt Ion:252 Resp: 37654
 Ion Ratio Lower Upper
 252 100
 253 27.5 25.4 38.0
 125 20.3 20.6 30.8#



#27
 Indeno(1,2,3-cd)pyrene
 Concen: 0.599 ng/u1
 RT: 25.569 min Scan# 5574
 Delta R.T. -0.057 min
 Lab File: BN032685.D
 Acq: 12 Jul 2024 22:49

Tgt Ion:276 Resp: 40987
 Ion Ratio Lower Upper
 276 100
 138 22.3 21.6 32.4
 227 0.3 0.0 0.0#

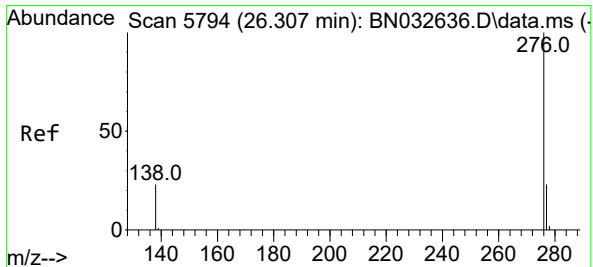
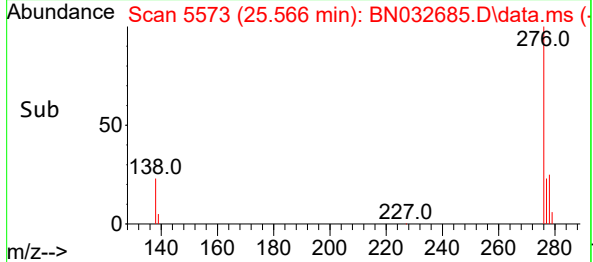
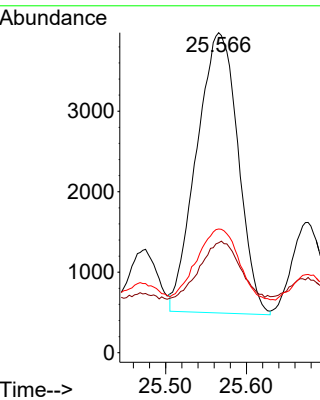
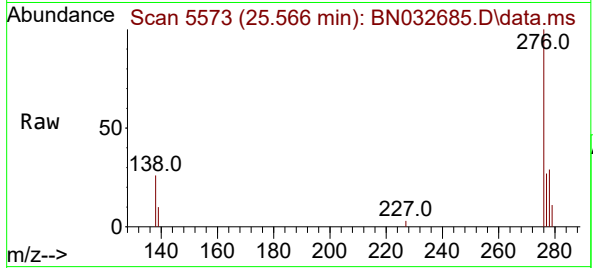




#28
 Dibenzo(a,h)anthracene
 Concen: 0.234 ng/ul
 RT: 25.566 min Scan# 51
 Delta R.T. -0.074 min
 Lab File: BN032685.D
 Acq: 12 Jul 2024 22:49

Instrument : BNA_N
 ClientSampleId : A4CX0DL

Tgt Ion	Resp	Lower	Upper
278	12418		
139	34.4	16.6	24.8#
279	38.7	23.7	35.5#



#29
 Benzo(g,h,i)perylene
 Concen: 0.100 ng/ul
 RT: 26.250 min Scan# 5777
 Delta R.T. -0.050 min
 Lab File: BN032685.D
 Acq: 12 Jul 2024 22:49

Tgt Ion	Resp	Lower	Upper
276	5735		
138	42.1	21.0	31.4#
277	41.4	20.6	31.0#

