

Data Path : Z:\SVOASRV\HPCHEM1\BNA N\DATA\BN071919\
 Data File : BN006935.D
 Acq On : 19 Jul 2019 21:33
 Operator : HP/JU
 Sample : K3823-06
 Misc :
 ALS Vial : 16 Sample Multiplier: 1

Instrument :
 BNA_N
 ClientSampled :
 A52K4

Manual Integrations
 APPROVED

mohammad
 7/22/2019 10:03:18 AM

Quant Time: Jul 20 00:40:11 2019
 Quant Method : Z:\SVOASRV\HPCHEM1\BNA N\METHODS\SOM-EPA-SIM-BN062719.M
 Quant Title : ASP BNA STANDARDS FOR 5 POINT CALIBRATION
 QLast Update : Fri Jul 19 23:29:55 2019
 Response via : Initial Calibration

Internal Standards	R.T.	QIon	Response	Conc	Units	Dev(Min)
1) 1,4-Dichlorobenzene-d4	7.59	152	2409	0.40	ng/ul	-0.02
2) Naphthalene-d8	10.35	136	8602	0.40	ng/ul	-0.02
6) Acenaphthene-d10	14.24	164	4350	0.40	ng/ul	0.00
10) Phenanthrene-d10	17.00	188	9181m	0.40	ng/ul	-0.02
16) Chrysene-d12	21.23	240	7376m	0.40	ng/ul	0.00
20) Perylene-d12	23.45	264	6026m	0.40	ng/ul	-0.02
System Monitoring Compounds						
4) 2-Methylnaphthalene-d10	12.00	152	3537	0.27	ng/ul	0.01
14) Fluoranthene-d10	19.05	212	8779m	0.33	ng/ul	0.00
Target Compounds						
					Ovalue	
12) Phenanthrene	17.04	178	1173m	0.040	ng/ul	
15) Fluoranthene	19.08	202	3449m	0.094	ng/ul	
17) Pyrene	19.43	202	3177	0.094	ng/ul#	79
18) Benzo(a)anthracene	21.22	228	1225	0.040	ng/ul#	81
19) Chrysene	21.27	228	1566	0.046	ng/ul#	87
21) Benzo(b)fluoranthene	22.80	252	2406m	0.097	ng/ul	
22) Benzo(k)fluoranthene	22.83	252	824m	0.032	ng/ul	
23) Benzo(a)pyrene	23.34	252	1344m	0.056	ng/ul	
24) Indeno(1,2,3-cd)pyrene	25.72	276	1128m	0.046	ng/ul	
26) Benzo(g,h,i)perylene	26.38	276	1189m	0.058	ng/ul	

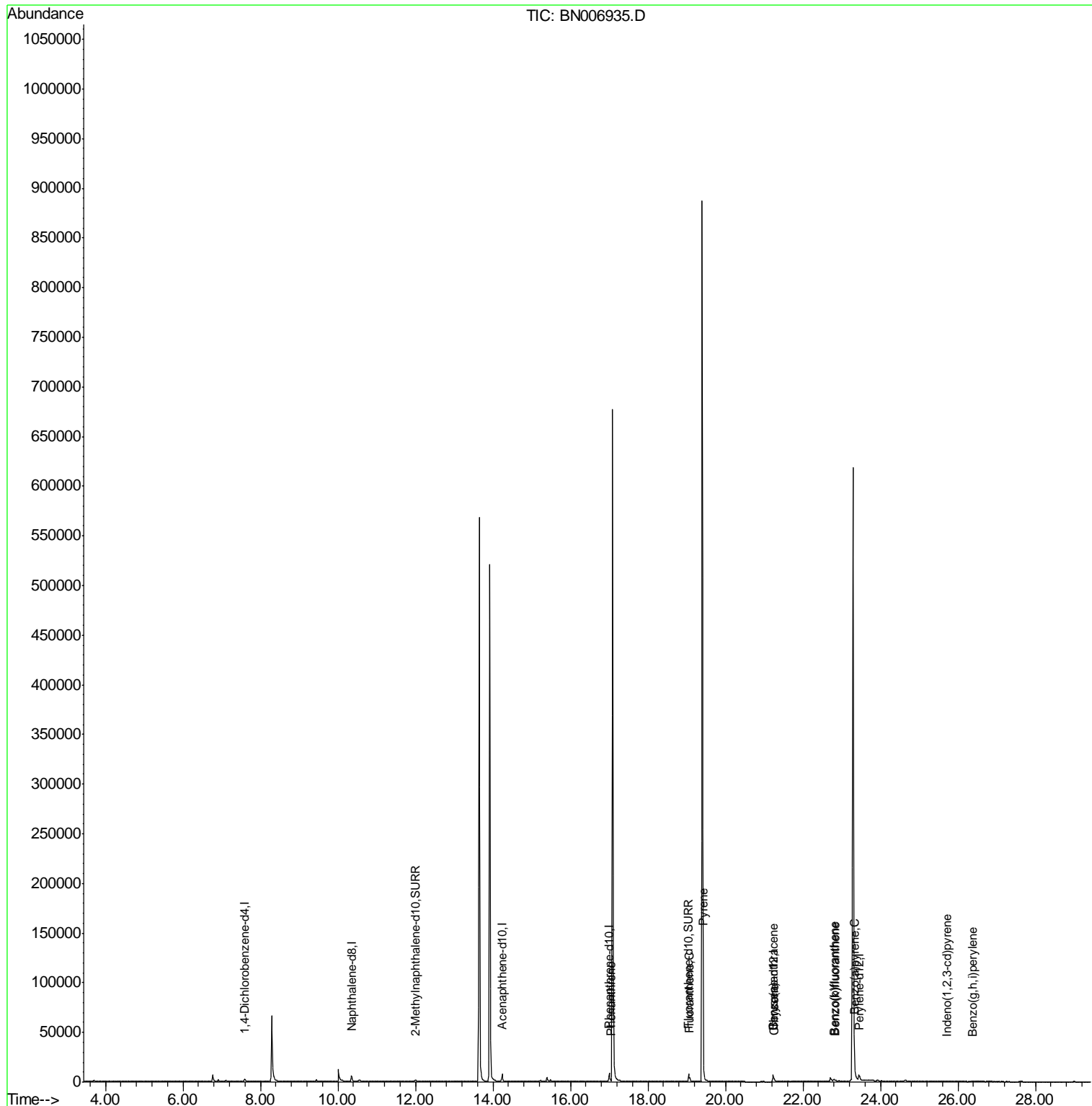
(#) = qualifier out of range (m) = manual integration (+) = signals summed

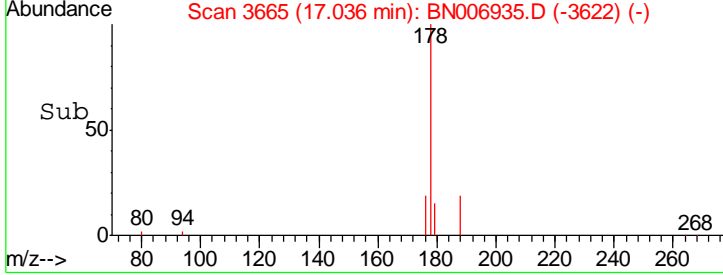
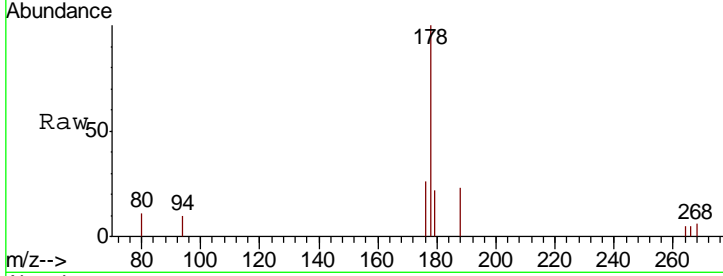
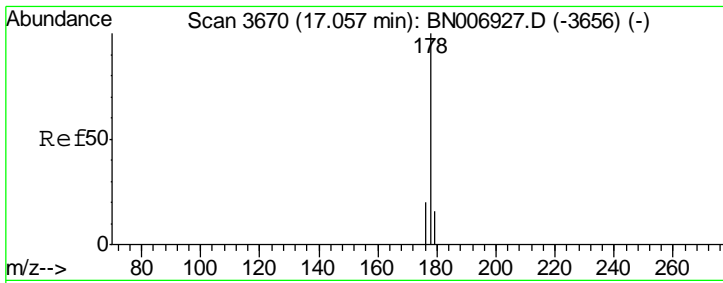
Data Path : Z:\SVOASRV\HPCHEM1\BNA N\DATA\BN071919\
 Data File : BN006935.D
 Acq On : 19 Jul 2019 21:33
 Operator : HP/JU
 Sample : K3823-06
 Misc :
 ALS Vial : 16 Sample Multiplier: 1

Instrument :
 BNA_N
Client Sampled :
 A52K4

Manual Integrations
APPROVED
 mohammad
 7/22/2019 10:03:18 AM

Quant Time: Jul 20 00:40:11 2019
 Quant Method : Z:\SVOASRV\HPCHEM1\BNA N\METHODS\SOM-EPA-SIM-BN062719.M
 Quant Title : ASP BNA STANDARDS FOR 5 POINT CALIBRATION
 QLast Update : Fri Jul 19 23:29:55 2019
 Response via : Initial Calibration





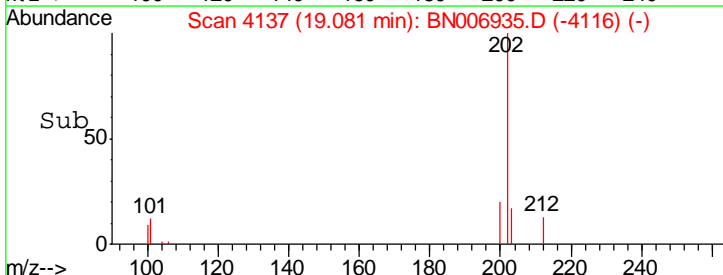
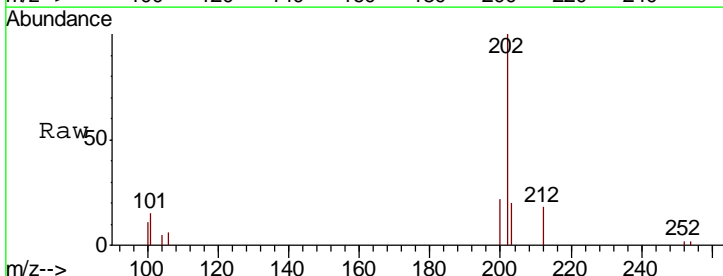
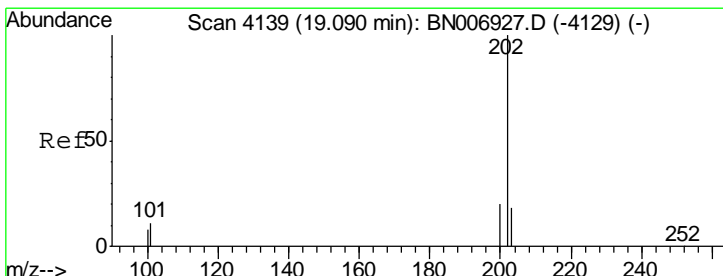
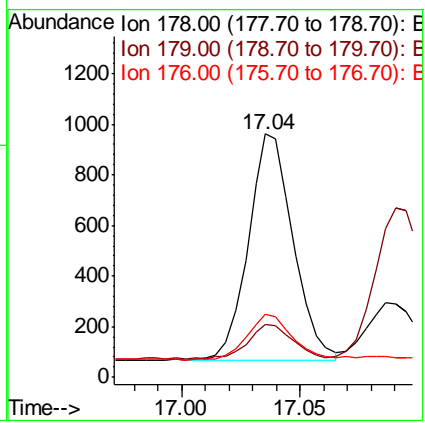
#12
 Phenanthrene
 Concen: 0.040 ng/ul m
 RT: 17.04 min Scan# 3665
 Delta R.T. -0.02 min
 Lab File: BN006935.D
 Acq: 19 Jul 2019 21:33

Tgt Ion: 178 Resp: 1173

Ion	Ratio	Lower	Upper
178	100		
179	21.6	12.6	19.0#
176	25.7	15.8	23.8#

Instrument :
 BNA_N
 ClientSampled :
 A52K4

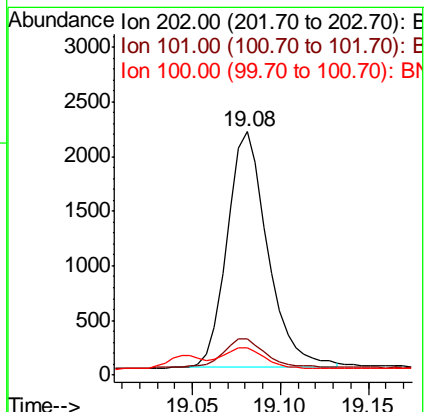
Manual Integrations
 APPROVED
 mohammad
 7/22/2019 10:03:18 AM

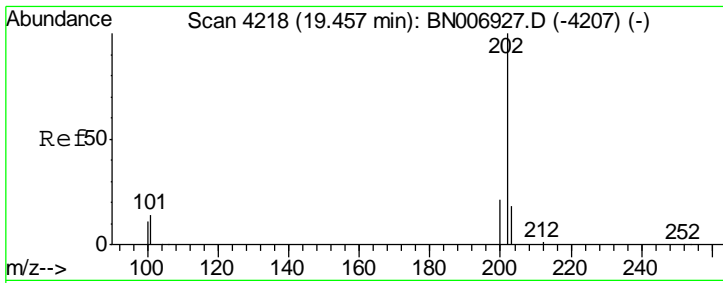


#15
 Fluoranthene
 Concen: 0.094 ng/ul m
 RT: 19.08 min Scan# 4137
 Delta R.T. -0.00 min
 Lab File: BN006935.D
 Acq: 19 Jul 2019 21:33

Tgt Ion: 202 Resp: 3449

Ion	Ratio	Lower	Upper
202	100		
101	14.7	0.0	33.2
100	11.4	0.0	29.9



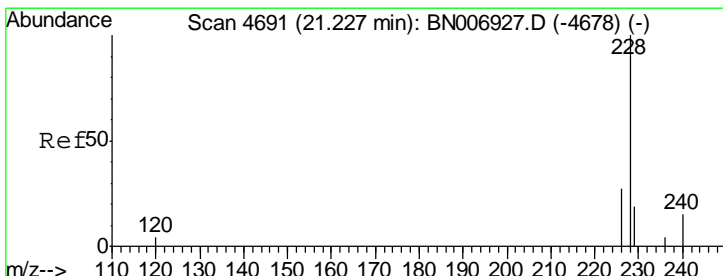
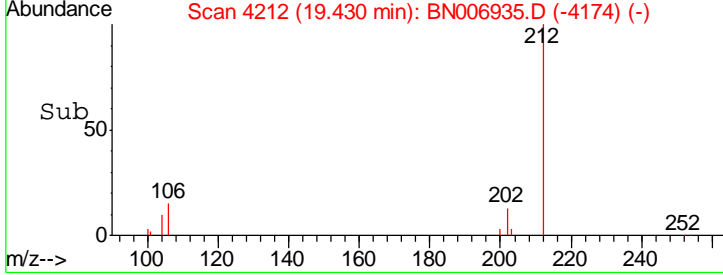
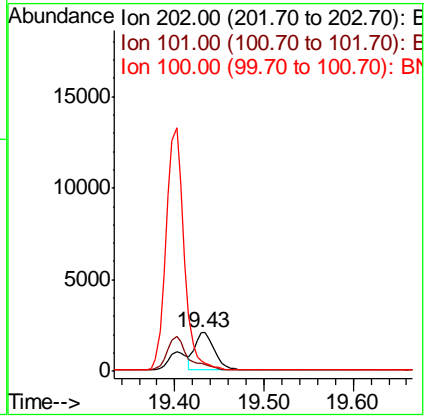
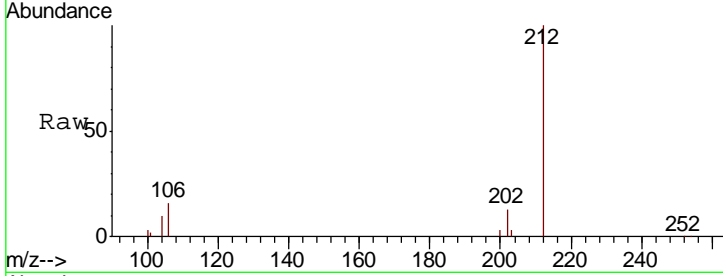


#17
 Pyrene
 Concen: 0.094 ng/ul
 RT: 19.43 min Scan# 4212
 Delta R.T. -0.02 min
 Lab File: BN006935.D
 Acq: 19 Jul 2019 21:33

Instrument :
 BNA_N
 ClientSampled :
 A52K4

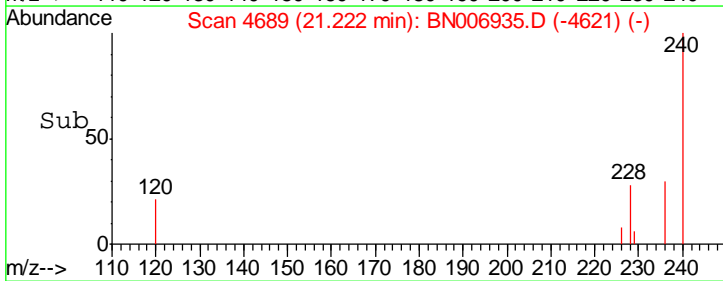
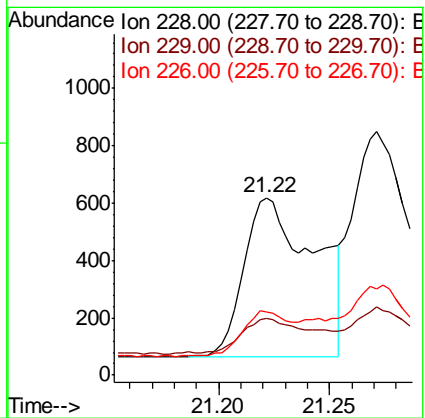
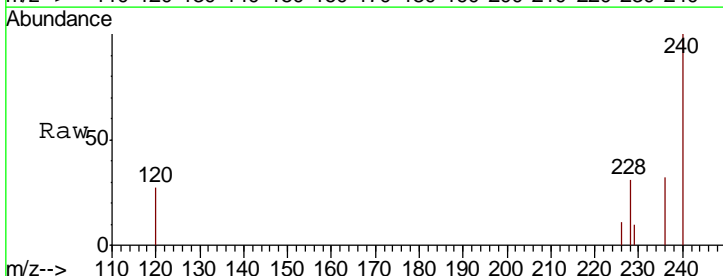
Tgt Ion	Ratio	Lower	Upper
202	100		
101	19.3	12.2	18.2#
100	26.1	9.8	14.8#

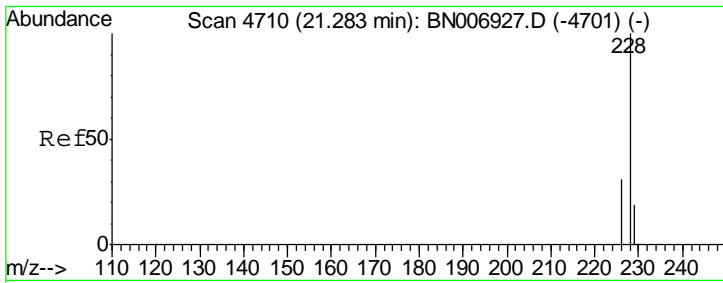
Manual Integrations
 APPROVED
 mohammad
 7/22/2019 10:03:18 AM



#18
 Benzo(a)anthracene
 Concen: 0.040 ng/ul
 RT: 21.22 min Scan# 4689
 Delta R.T. -0.00 min
 Lab File: BN006935.D
 Acq: 19 Jul 2019 21:33

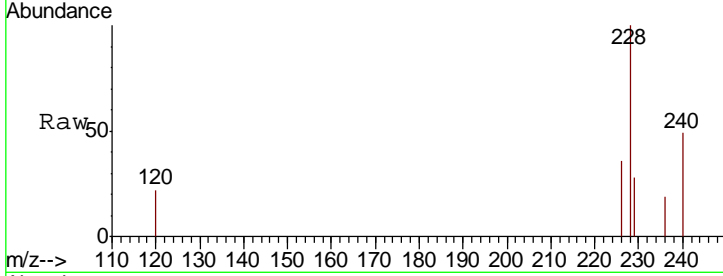
Tgt Ion	Ratio	Lower	Upper
228	100		
229	32.0	15.9	23.9#
226	35.7	22.6	34.0#





#19
 Chrysene
 Concen: 0.046 ng/ul
 RT: 21.27 min Scan# 4706
 Delta R.T. -0.01 min
 Lab File: BN006935.D
 Acq: 19 Jul 2019 21:33

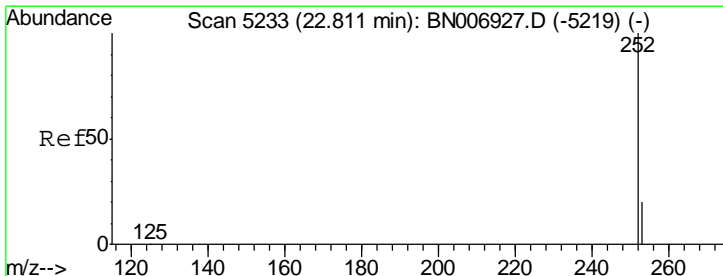
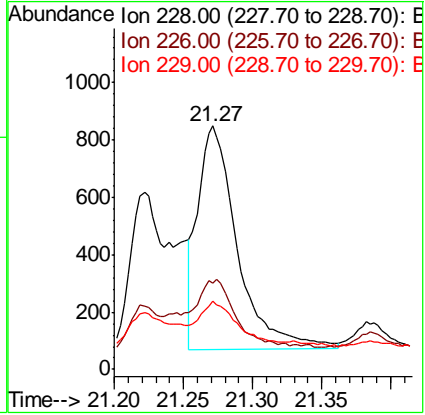
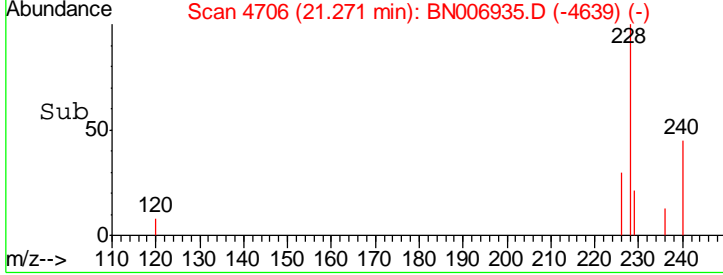
Instrument :
 BNA_N
 ClientSampled :
 A52K4



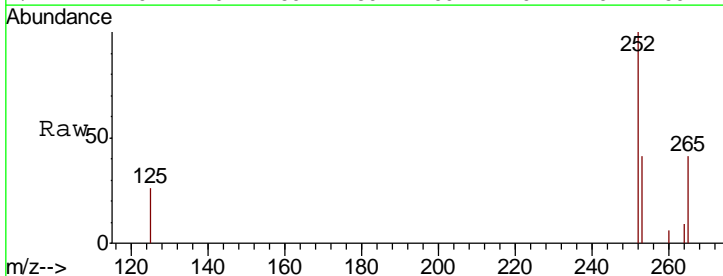
Tgt Ion	Resp	Lower	Upper
228	100		
226	35.7	24.2	36.4
229	27.9	15.5	23.3

Manual Integrations
 APPROVED

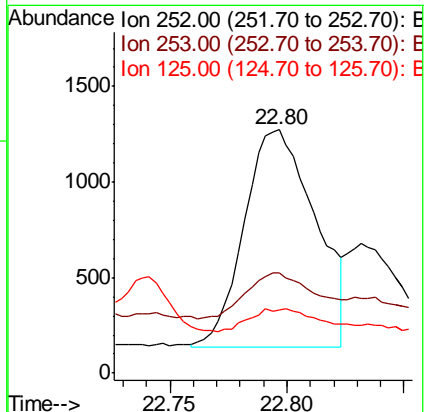
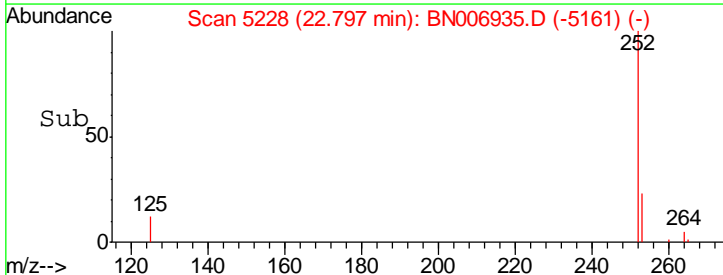
mohammad
 7/22/2019 10:03:18 AM

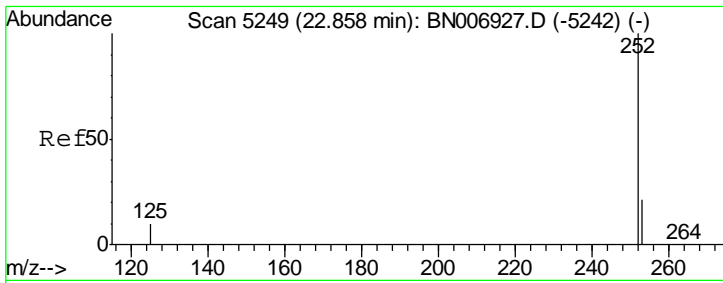


#21
 Benzo(b)fluoranthene
 Concen: 0.097 ng/ul m
 RT: 22.80 min Scan# 5228
 Delta R.T. -0.00 min
 Lab File: BN006935.D
 Acq: 19 Jul 2019 21:33



Tgt Ion	Resp	Lower	Upper
252	100		
253	41.2	0.0	47.8
125	25.9	0.0	29.2



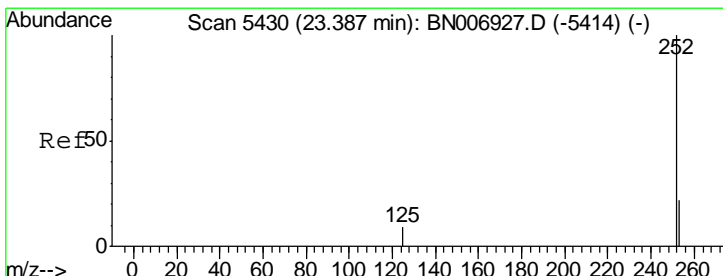
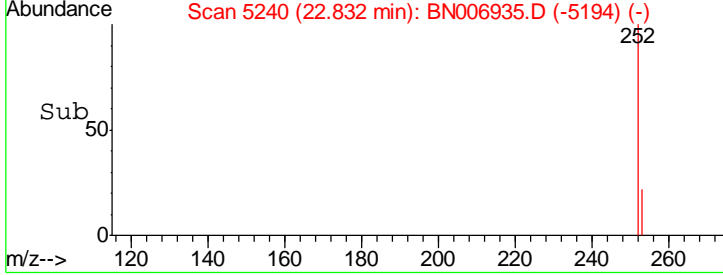
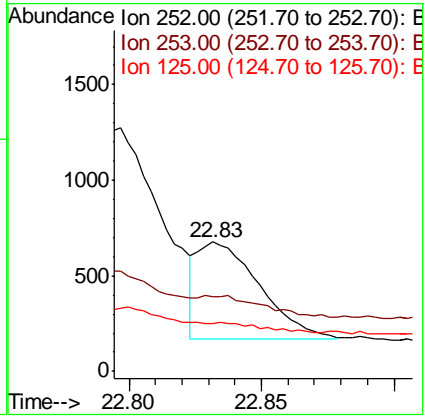
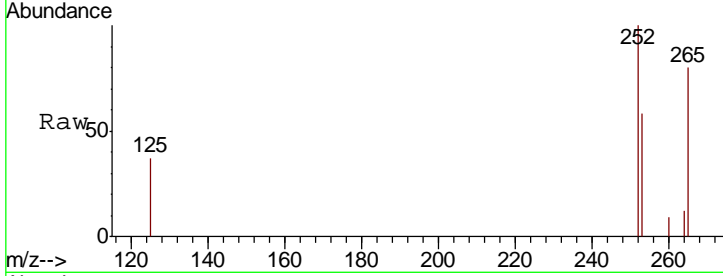


#22
 Benzo(k)fluoranthene
 Concen: 0.032 ng/ul m
 RT: 22.83 min Scan# 5240
 Delta R.T. -0.01 min
 Lab File: BN006935.D
 Acq: 19 Jul 2019 21:33

Instrument :
 BNA_N
 ClientSampled :
 A52K4

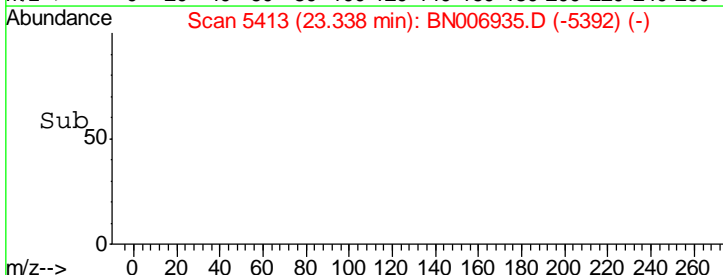
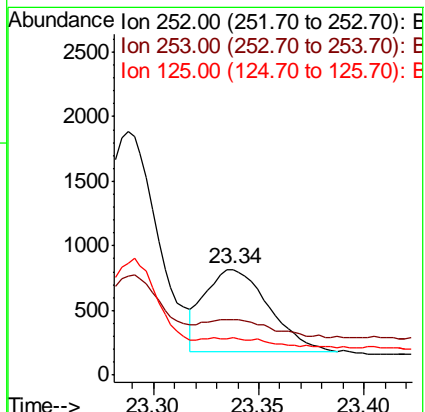
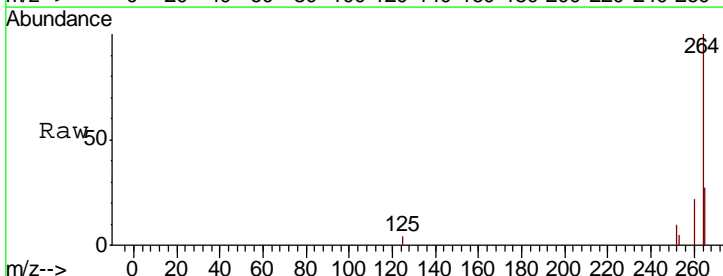
Tgt Ion	Resp	Lower	Upper
252	100		
253	57.8	19.2	28.8#
125	37.3	11.0	16.6#

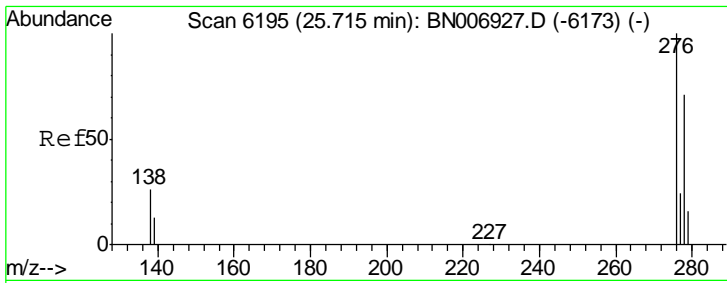
Manual Integrations
 APPROVED
 mohammad
 7/22/2019 10:03:18 AM



#23
 Benzo(a)pyrene
 Concen: 0.056 ng/ul m
 RT: 23.34 min Scan# 5413
 Delta R.T. -0.04 min
 Lab File: BN006935.D
 Acq: 19 Jul 2019 21:33

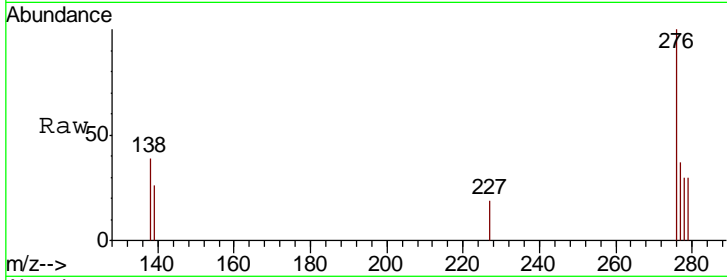
Tgt Ion	Resp	Lower	Upper
252	100		
253	52.3	19.4	29.2#
125	36.0	12.6	19.0#





#24
 Indeno(1,2,3-cd)pyrene
 Concen: 0.046 ng/ul m
 RT: 25.72 min Scan# 6195
 Delta R.T. 0.02 min
 Lab File: BN006935.D
 Acq: 19 Jul 2019 21:33

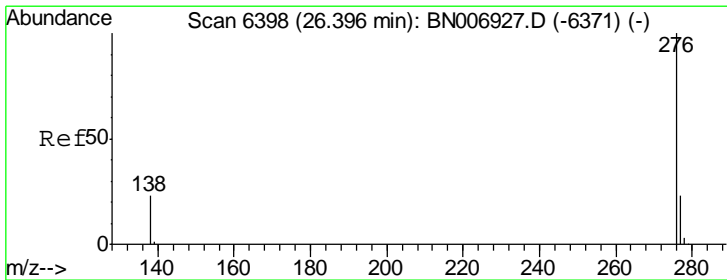
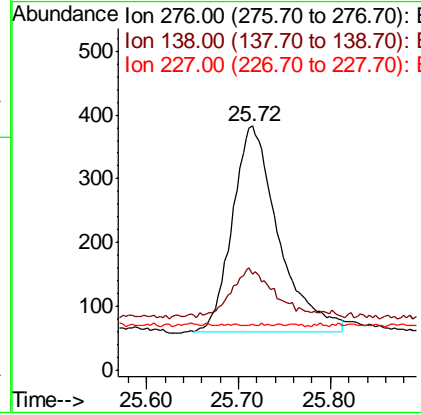
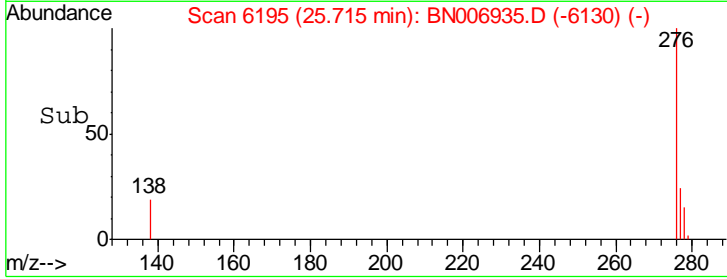
Instrument :
 BNA_N
ClientSampled :
 A52K4



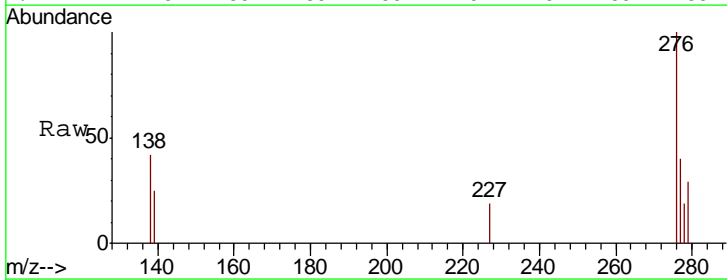
Tgt Ion	Resp	Lower	Upper
276	1128		
276	100		
138	0.0	24.3	36.5#
227	0.2	0.2	0.4#

Manual Integrations
APPROVED

mohammad
 7/22/2019 10:03:18 AM



#26
 Benzo(g,h,i)perylene
 Concen: 0.058 ng/ul m
 RT: 26.38 min Scan# 6394
 Delta R.T. 0.01 min
 Lab File: BN006935.D
 Acq: 19 Jul 2019 21:33



Tgt Ion	Resp	Lower	Upper
276	1189		
276	100		
138	42.3	22.2	33.2#
277	40.3	19.5	29.3#

