

Data Path : Z:\SVOASRV\HPCHEM1\BNA N\DATA\BN082420\
 Data File : BN011607.D
 Acq On : 24 Aug 2020 21:11
 Operator : CG/JU
 Sample : SSTDICV0.4
 Misc :
 ALS Vial : 9 Sample Multiplier: 1

Instrument :
 BNA_N
 ClientSampleId :
 ICVBN082420

Quant Time: Aug 25 03:39:47 2020
 Quant Method : Z:\SVOASRV\HPCHEM1\BNA N\METHODS\8270-SIM-BN082420.M
 Quant Title : ASP BNA STANDARDS FOR 5 POINT CALIBRATION
 QLast Update : Tue Aug 25 03:31:11 2020
 Response via : Initial Calibration

Internal Standards	R.T.	QIon	Response	Conc	Units	Dev(Min)
1) 1,4-Dichlorobenzene-d4	7.76	152	1984	0.40	ng	0.00
7) Naphthalene-d8	10.54	136	8659	0.40	ng	0.00
13) Acenaphthene-d10	14.40	164	5845	0.40	ng	0.00
19) Phenanthrene-d10	17.14	188	13757	0.40	ng	0.00
29) Chrysene-d12	21.33	240	14960	0.40	ng	0.00
36) Perylene-d12	23.59	264	14600	0.40	ng	0.00

System Monitoring Compounds

4) 2-Fluorophenol	5.35	112	2500	0.39	ng	0.00
5) Phenol-d6	6.92	99	3609	0.40	ng	0.00
8) Nitrobenzene-d5	8.89	82	2908	0.39	ng	-0.01
11) 2-Methylnaphthalene-d10	12.14	152	6069	0.37	ng	0.00
14) 2,4,6-Tribromophenol	15.88	330	1243	0.39	ng	0.00
15) 2-Fluorobiphenyl	13.01	172	8590	0.38	ng	-0.01
27) Fluoranthene-d10	19.17	212	16203	0.36	ng	0.00
31) Terphenyl-d14	19.78	244	14451	0.38	ng	0.00

Target Compounds

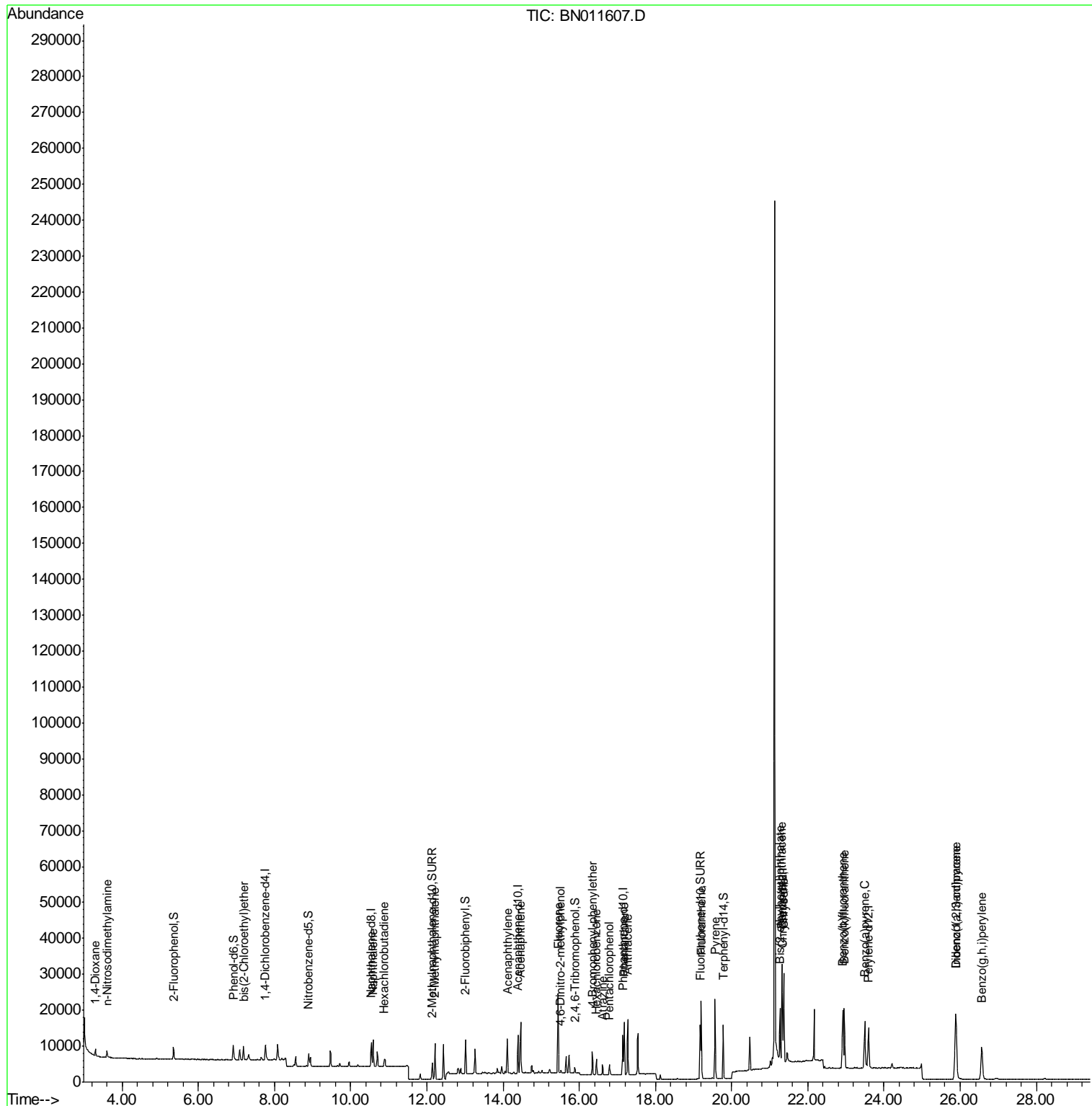
Target Compounds	R.T.	QIon	Response	Conc	Units	Qvalue
2) 1,4-Dioxane	3.30	88	1244	0.404	ng	# 1
3) n-Nitrosodimethylamine	3.60	42	1282	0.396	ng	# 95
6) bis(2-Chloroethyl)ether	7.18	93	2545	0.399	ng	98
9) Naphthalene	10.59	128	9182	0.373	ng	97
10) Hexachlorobutadiene	10.88	225	1922	0.373	ng	# 98
12) 2-Methylnaphthalene	12.21	142	6840	0.377	ng	97
16) Acenaphthylene	14.12	152	11262	0.366	ng	99
17) Acenaphthene	14.46	154	7284	0.373	ng	98
18) Fluorene	15.45	166	9474	0.375	ng	100
20) 4,6-Dinitro-2-methylphenol	15.51	198	573	0.361	ng	88
21) 4-Bromophenyl-phenylether	16.34	248	2939	0.366	ng	88
22) Hexachlorobenzene	16.44	284	3465	0.373	ng	99
23) Atrazine	16.60	200	2229	0.281	ng	97
24) Pentachlorophenol	16.79	266	1496	0.365	ng	97
25) Phenanthrene	17.18	178	15723	0.368	ng	100
26) Anthracene	17.27	178	15377	0.365	ng	100
28) Fluoranthene	19.20	202	19078	0.368	ng	100
30) Pyrene	19.56	202	19651	0.370	ng	100
32) Benzo(a)anthracene	21.31	228	20265	0.376	ng	98
33) Chrysene	21.36	228	19390	0.377	ng	99
34) Bis(2-ethylhexyl)phthalate	21.27	149	12673	0.334	ng	97
35) Indeno(1,2,3-cd)pyrene	25.88	276	23107	0.368	ng	# 100
37) Benzo(b)fluoranthene	22.92	252	19891	0.376	ng	98
38) Benzo(k)fluoranthene	22.96	252	19867	0.378	ng	98
39) Benzo(a)pyrene	23.49	252	18449	0.374	ng	98
40) Dibenzo(a,h)anthracene	25.89	278	19242	0.373	ng	97
41) Benzo(g,h,i)perylene	26.56	276	18627	0.372	ng	98

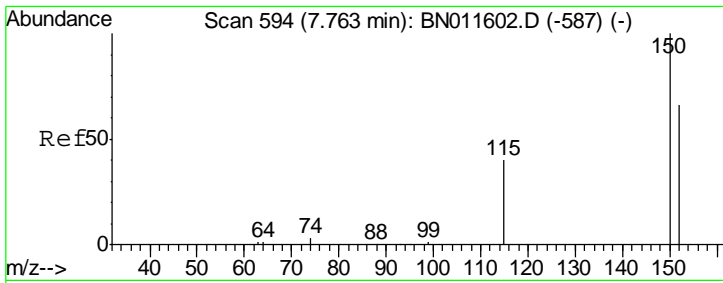
(#) = qualifier out of range (m) = manual integration (+) = signals summed

Data Path : Z:\SVOASRV\HPCHEM1\BNA N\DATA\BN082420\
 Data File : BN011607.D
 Acq On : 24 Aug 2020 21:11
 Operator : CG/JU
 Sample : SSTDICV0.4
 Misc :
 ALS Vial : 9 Sample Multiplier: 1

Instrument :
 BNA_N
 ClientSampleId :
 ICVBN082420

Quant Time: Aug 25 03:39:47 2020
 Quant Method : Z:\SVOASRV\HPCHEM1\BNA N\METHODS\8270-SIM-BN082420.M
 Quant Title : ASP BNA STANDARDS FOR 5 POINT CALIBRATION
 QLast Update : Tue Aug 25 03:31:11 2020
 Response via : Initial Calibration

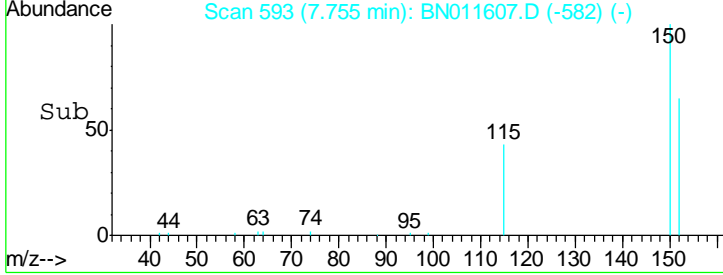
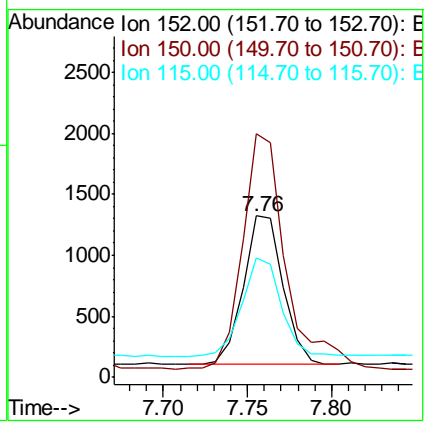
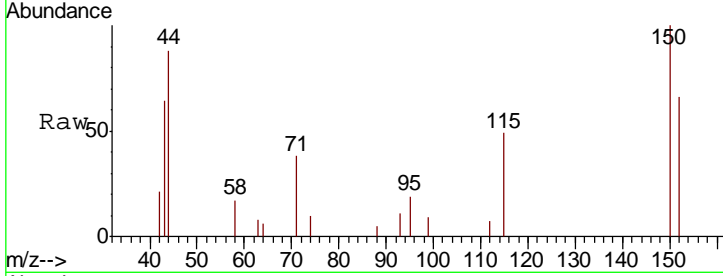




#1
 1,4-Dichlorobenzene-d4
 Concen: 0.400 ng
 RT: 7.76 min Scan# 593
 Delta R.T. -0.01 min
 Lab File: BN011607.D
 Acq: 24 Aug 2020 21:11

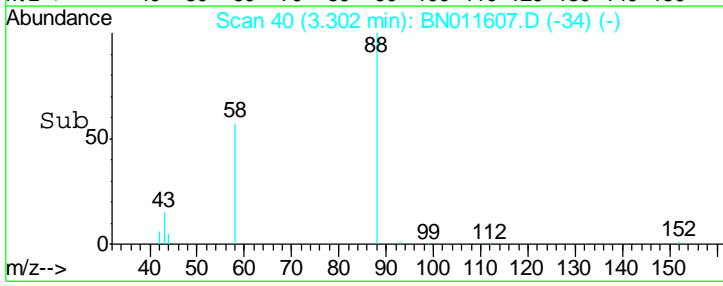
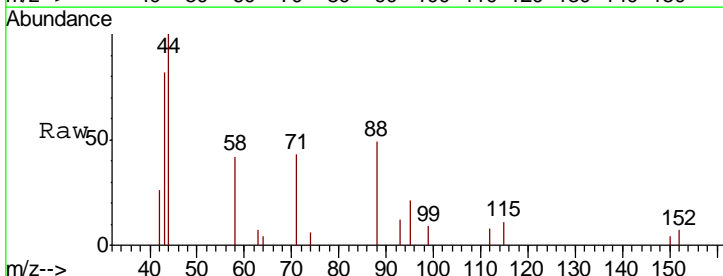
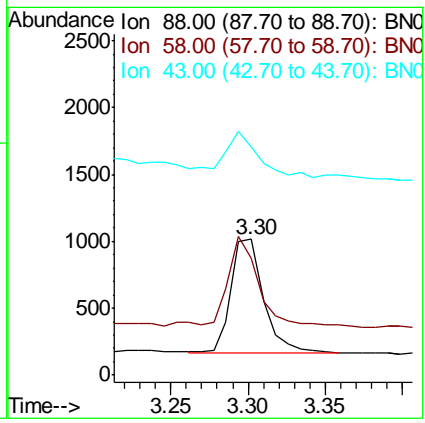
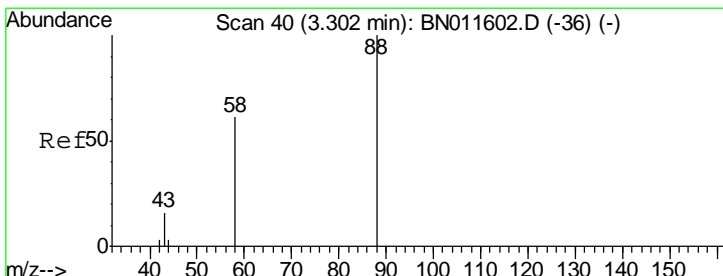
Instrument :
 BNA_N
ClientSampled :
 ICVBN082420

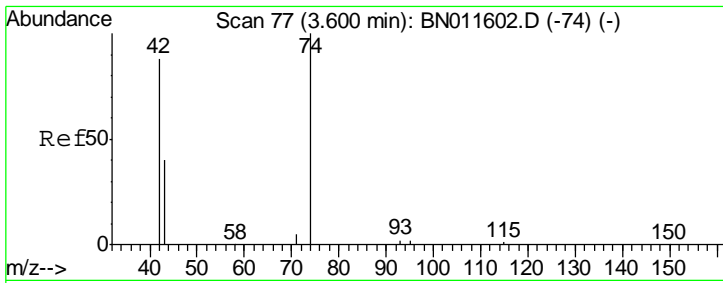
Tgt Ion	Resp	Lower	Upper
152	100		
150	150.9	112.4	168.6
115	74.4	56.9	85.3



#2
 1,4-Dioxane
 Concen: 0.404 ng
 RT: 3.30 min Scan# 40
 Delta R.T. 0.00 min
 Lab File: BN011607.D
 Acq: 24 Aug 2020 21:11

Tgt Ion	Resp	Lower	Upper
88	100		
58	71.6	3.0	4.4#
43	43.2	0.0	0.0#

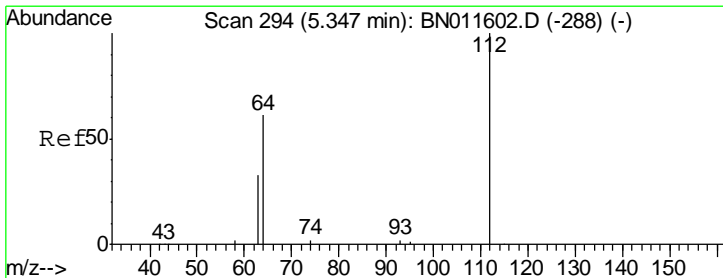
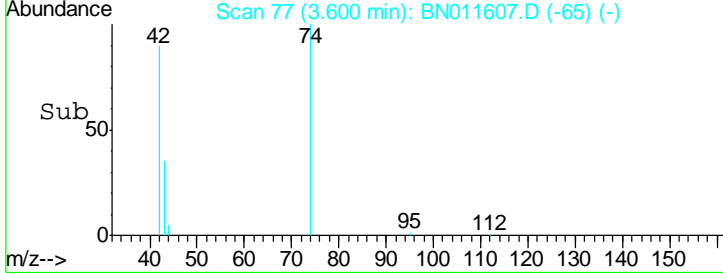
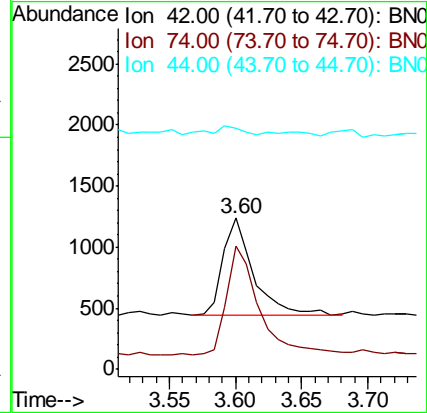
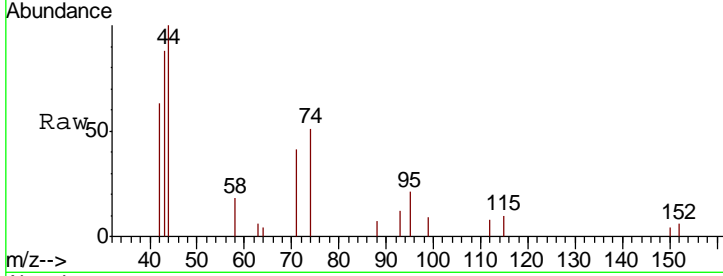




#3
 n-Nitrosodimethylamine
 Concen: 0.396 ng
 RT: 3.60 min Scan# 77
 Delta R.T. 0.00 min
 Lab File: BN011607.D
 Acq: 24 Aug 2020 21:11

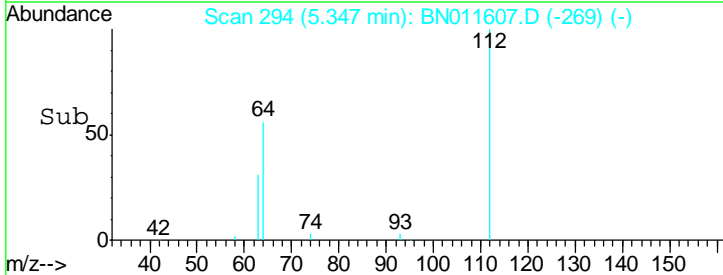
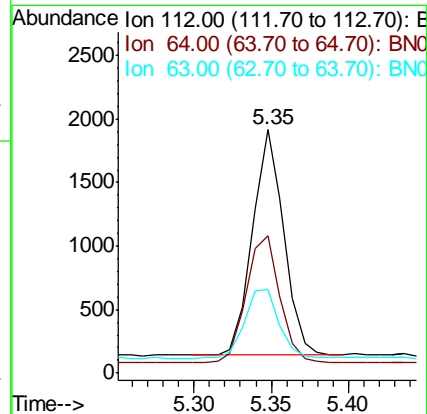
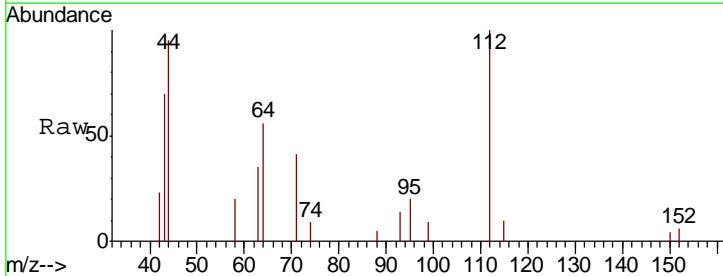
Instrument :
 BNA_N
 ClientSampled :
 ICVBN082420

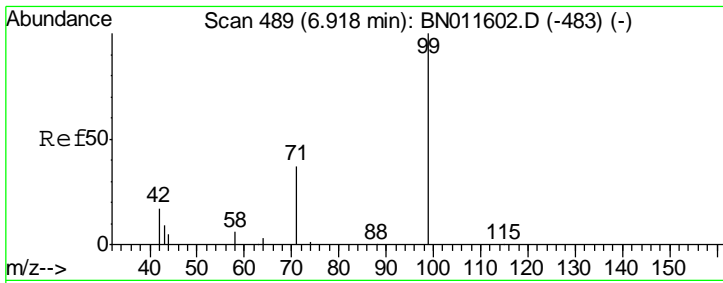
Tgt Ion	Resp	Lower	Upper
42	1282		
74	116.9	0.0	0.0#
44	8.6	8.2	12.4



#4
 2-Fluorophenol
 Concen: 0.394 ng
 RT: 5.35 min Scan# 294
 Delta R.T. 0.00 min
 Lab File: BN011607.D
 Acq: 24 Aug 2020 21:11

Tgt Ion	Resp	Lower	Upper
112	2500		
64	60.6	49.6	74.4
63	34.1	26.4	39.6

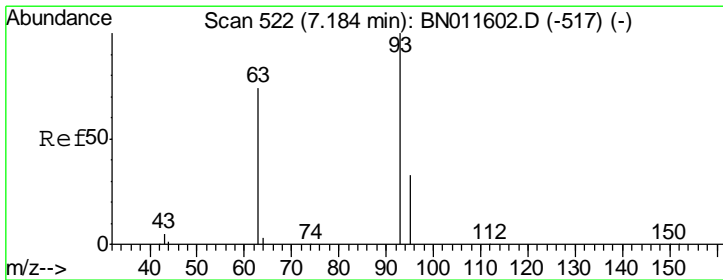
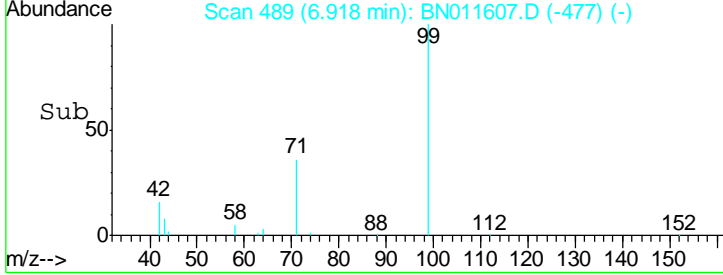
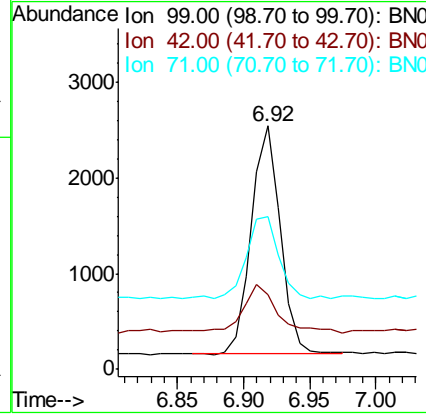
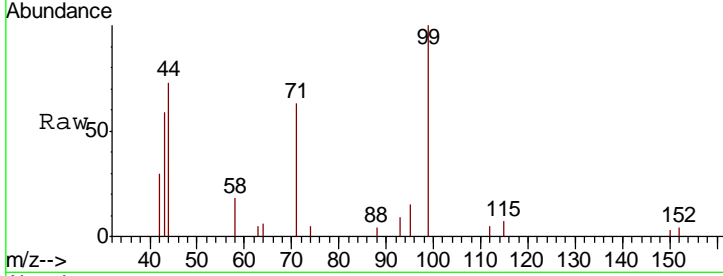




#5
 Phenol-d6
 Concen: 0.402 ng
 RT: 6.92 min Scan# 489
 Delta R.T. 0.00 min
 Lab File: BN011607.D
 Acq: 24 Aug 2020 21:11

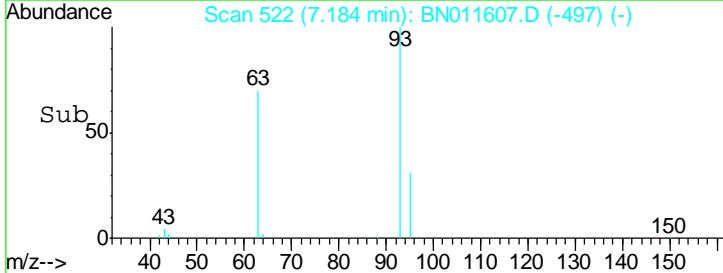
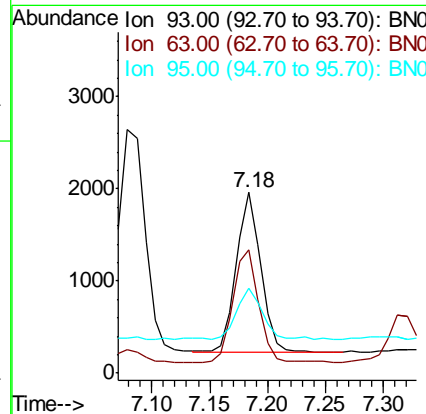
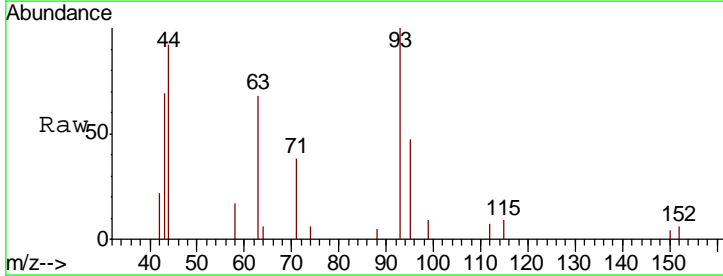
Instrument :
 BNA_N
ClientSampled :
 ICVBN082420

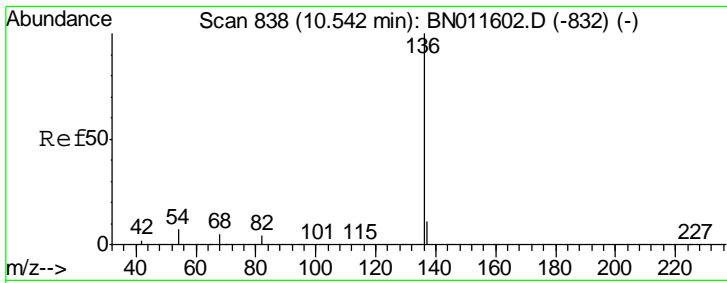
Tgt Ion	Resp	Lower	Upper
99	3609		
42	24.5	0.0	0.0#
71	40.3	0.0	0.0#



#6
 bis(2-Chloroethyl)ether
 Concen: 0.399 ng
 RT: 7.18 min Scan# 522
 Delta R.T. 0.00 min
 Lab File: BN011607.D
 Acq: 24 Aug 2020 21:11

Tgt Ion	Resp	Lower	Upper
93	2545		
63	74.2	57.8	86.8
95	35.7	28.3	42.5

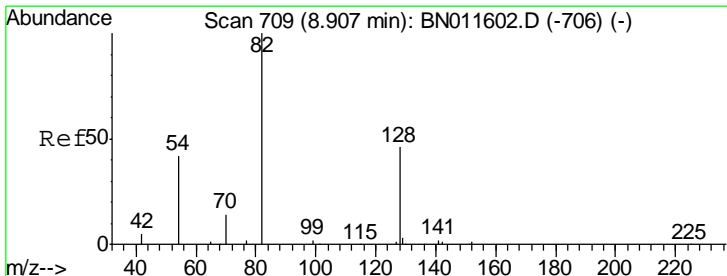
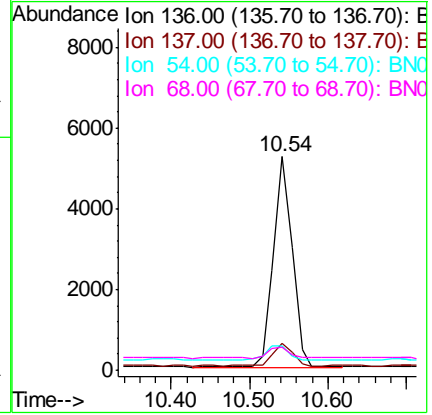
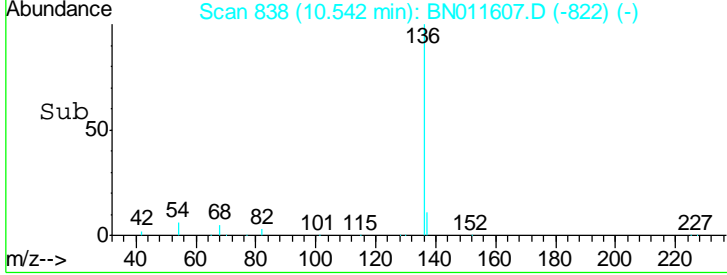
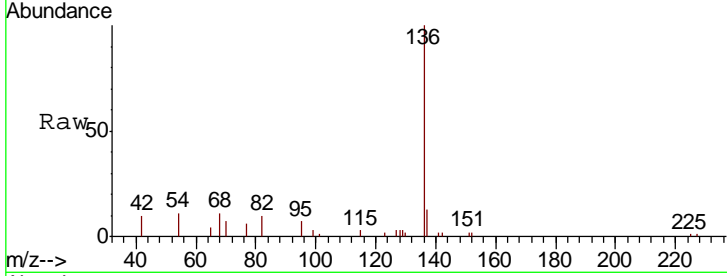




#7
 Naphthalene-d8
 Concen: 0.400 ng
 RT: 10.54 min Scan# 838
 Delta R.T. 0.00 min
 Lab File: BN011607.D
 Acq: 24 Aug 2020 21:11

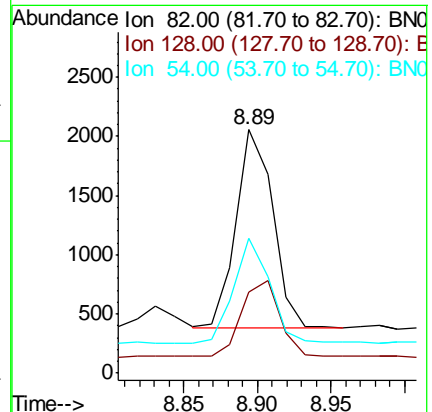
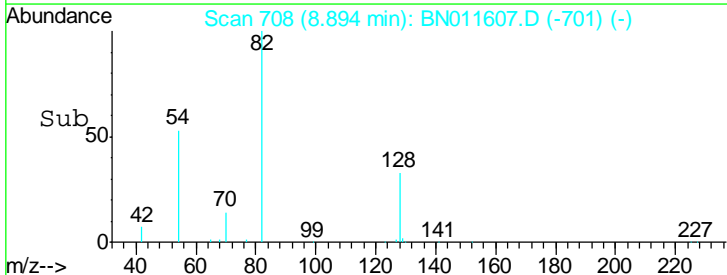
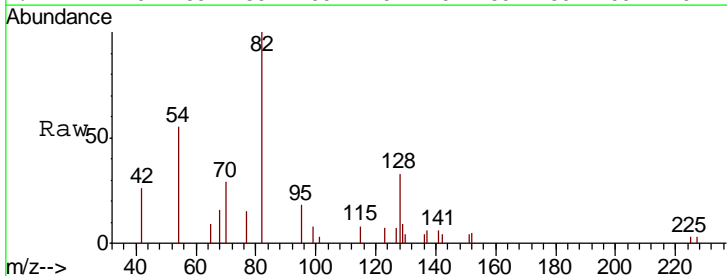
Instrument :
 BNA_N
ClientSampleId :
 ICVBN082420

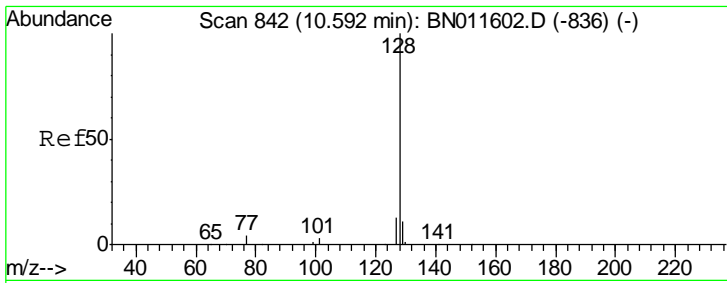
Tgt Ion	Resp	Lower	Upper
136	100		
137	12.7	11.5	17.3
54	11.3	11.9	17.9#
68	10.9	12.3	18.5#



#8
 Nitrobenzene-d5
 Concen: 0.388 ng
 RT: 8.89 min Scan# 708
 Delta R.T. -0.01 min
 Lab File: BN011607.D
 Acq: 24 Aug 2020 21:11

Tgt Ion	Resp	Lower	Upper
82	100		
128	33.3	31.1	46.7
54	55.2	37.1	55.7

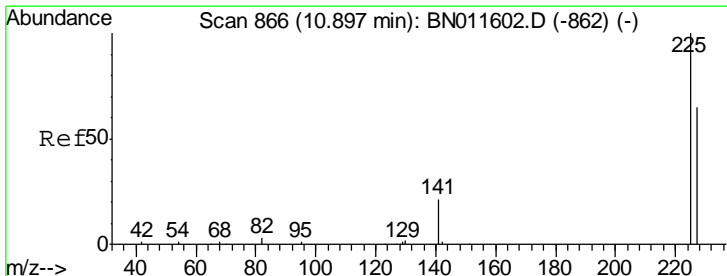
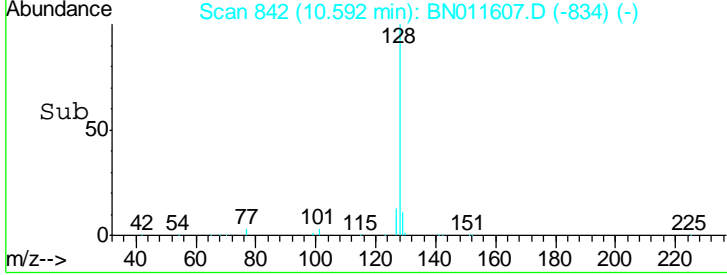
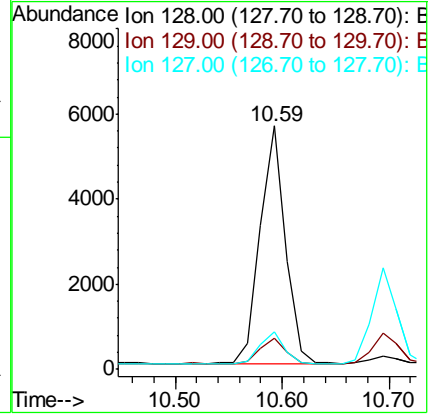
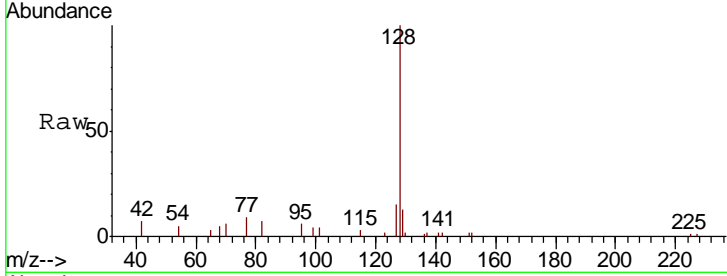




#9
 Naphthalene
 Concen: 0.373 ng
 RT: 10.59 min Scan# 842
 Delta R.T. 0.00 min
 Lab File: BN011607.D
 Acq: 24 Aug 2020 21:11

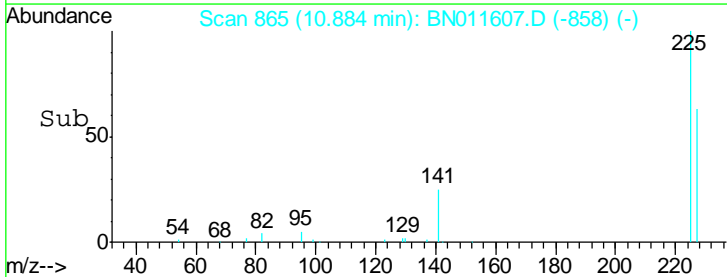
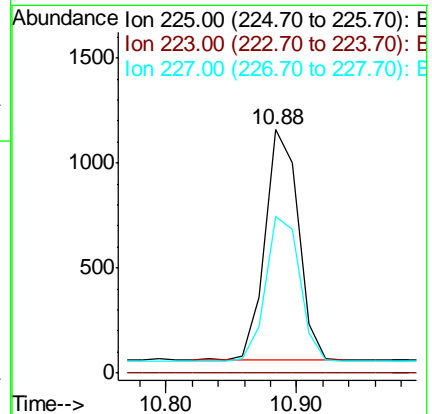
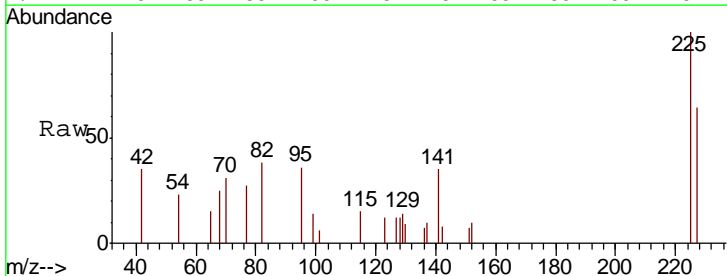
Instrument :
 BNA_N
ClientSampled :
 ICVBN082420

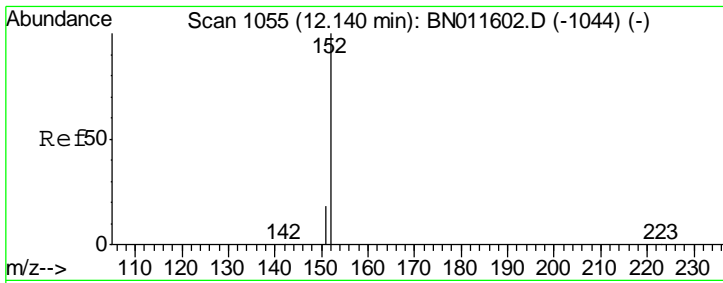
Tgt Ion	Resp	Lower	Upper
128	9182		
129	13.0	11.0	16.4
127	15.3	13.5	20.3



#10
 Hexachlorobutadiene
 Concen: 0.373 ng
 RT: 10.88 min Scan# 865
 Delta R.T. -0.01 min
 Lab File: BN011607.D
 Acq: 24 Aug 2020 21:11

Tgt Ion	Resp	Lower	Upper
225	1922		
223	0.0	0.0	0.0
227	64.5	50.2	75.2

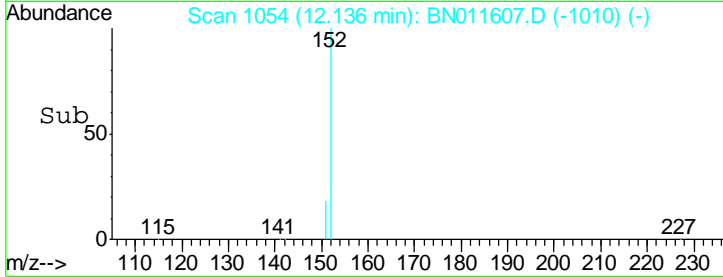
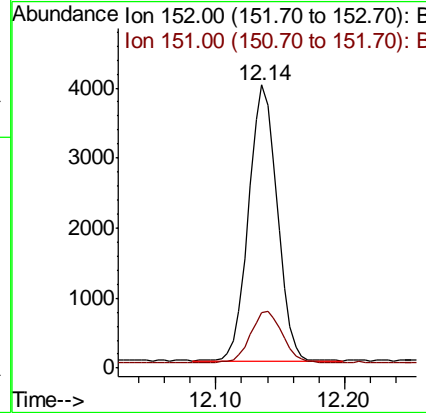
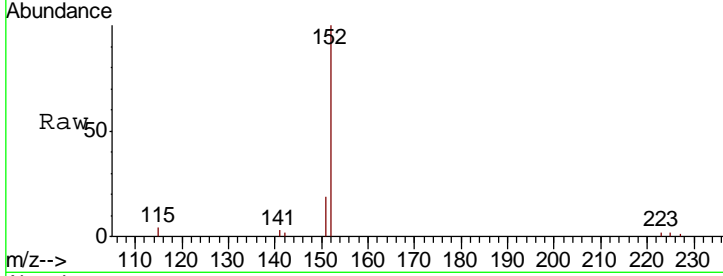




#11
 2-Methylnaphthalene-d10
 Concen: 0.370 ng
 RT: 12.14 min Scan# 1054
 Delta R.T. -0.00 min
 Lab File: BN011607.D
 Acq: 24 Aug 2020 21:11

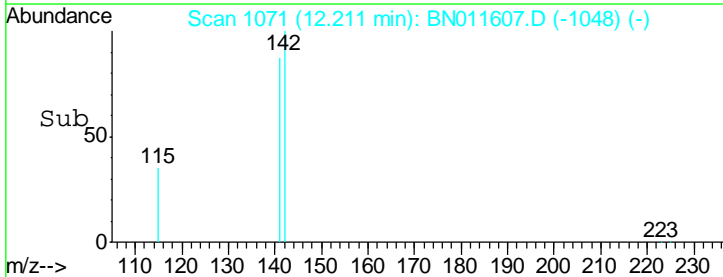
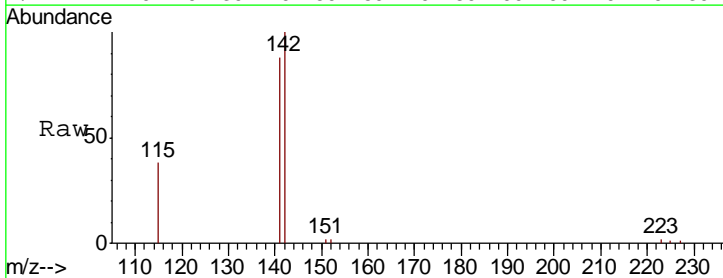
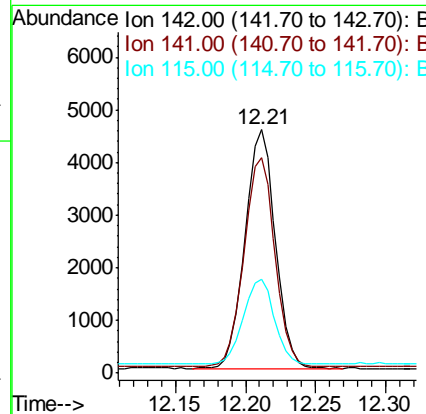
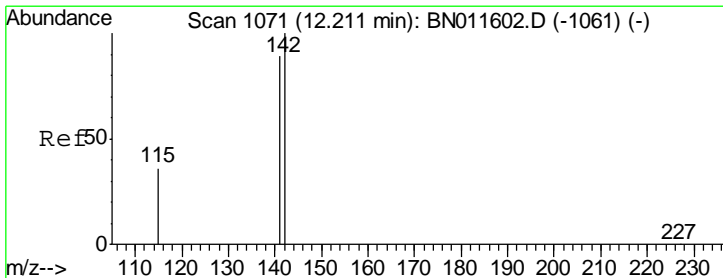
Instrument :
 BNA_N
 ClientSampleId :
 ICVBN082420

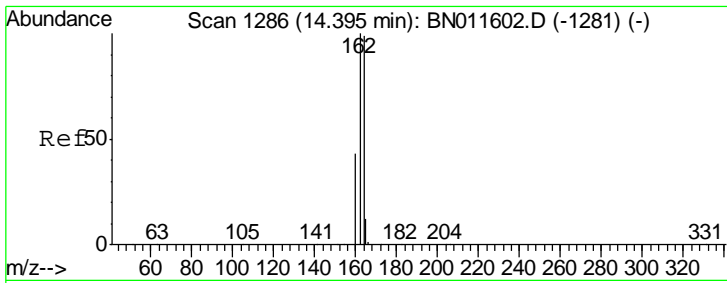
Tgt Ion	Resp	Lower	Upper
152	100		
151	20.4	16.4	24.6



#12
 2-Methylnaphthalene
 Concen: 0.377 ng
 RT: 12.21 min Scan# 1071
 Delta R.T. 0.00 min
 Lab File: BN011607.D
 Acq: 24 Aug 2020 21:11

Tgt Ion	Resp	Lower	Upper
142	100		
141	88.2	72.7	109.1
115	38.5	32.7	49.1

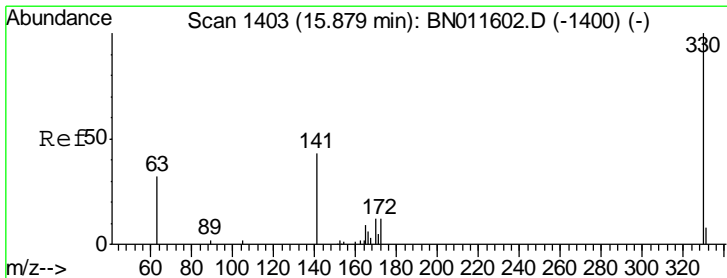
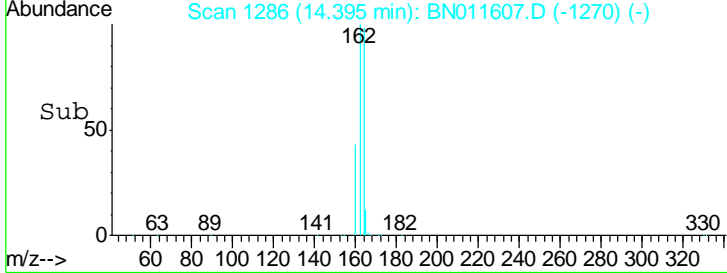
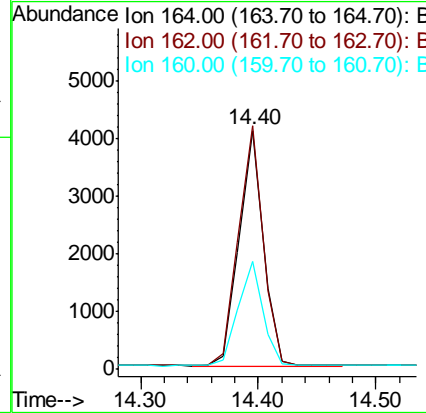
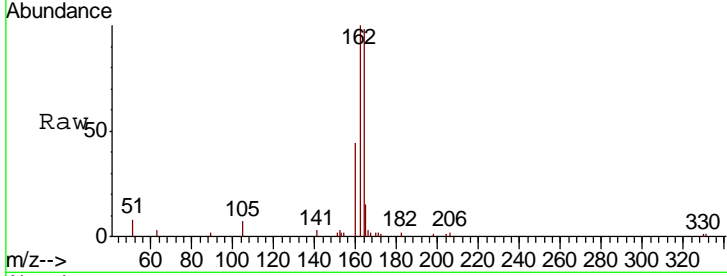




#13
 Acenaphthene-d10
 Concen: 0.400 ng
 RT: 14.40 min Scan# 1286
 Delta R.T. 0.00 min
 Lab File: BN011607.D
 Acq: 24 Aug 2020 21:11

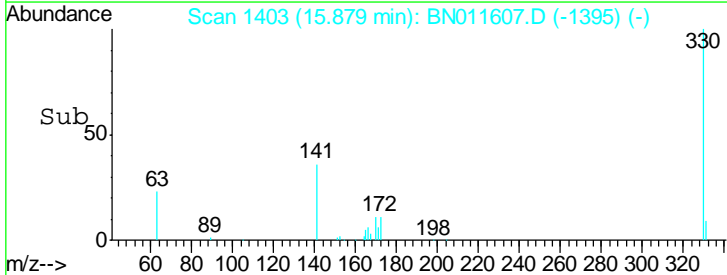
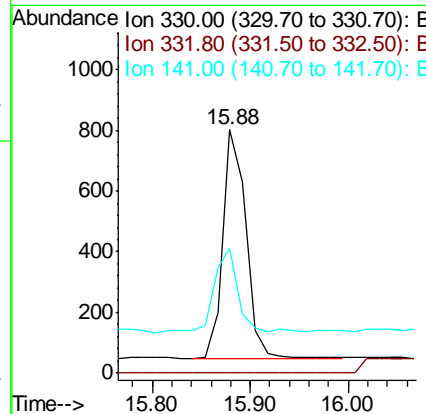
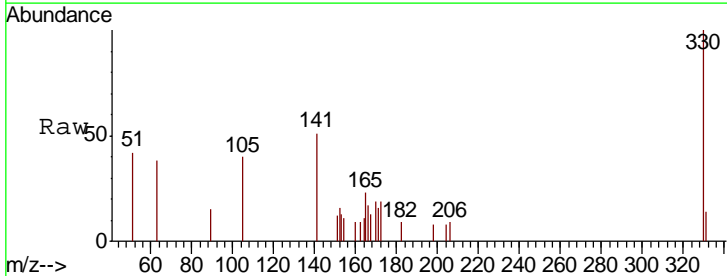
Instrument :
 BNA_N
 ClientSampleId :
 ICVBN082420

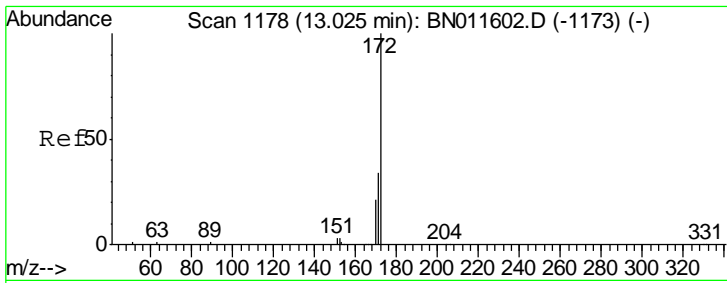
Tgt Ion	Resp	Lower	Upper
164	100		
162	101.8	80.8	121.2
160	45.0	35.6	53.4



#14
 2,4,6-Tribromophenol
 Concen: 0.387 ng
 RT: 15.88 min Scan# 1403
 Delta R.T. 0.00 min
 Lab File: BN011607.D
 Acq: 24 Aug 2020 21:11

Tgt Ion	Resp	Lower	Upper
330	100		
332	0.0	0.0	0.0
141	38.7	29.4	44.2

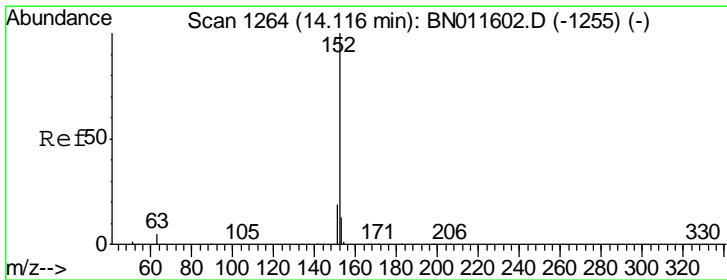
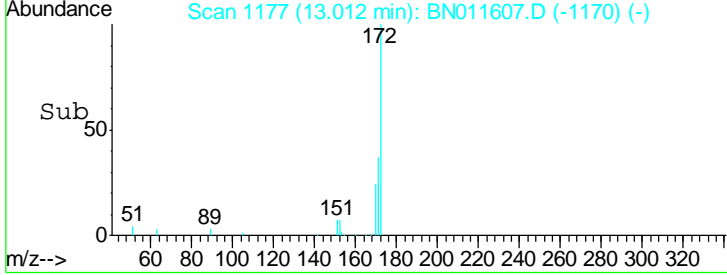
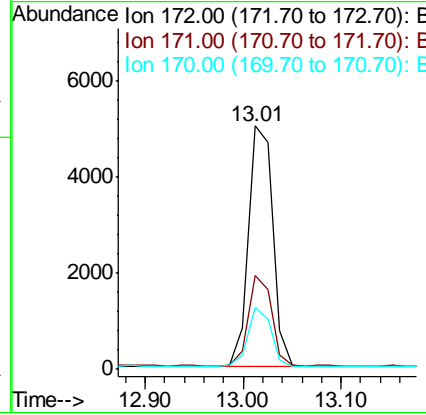
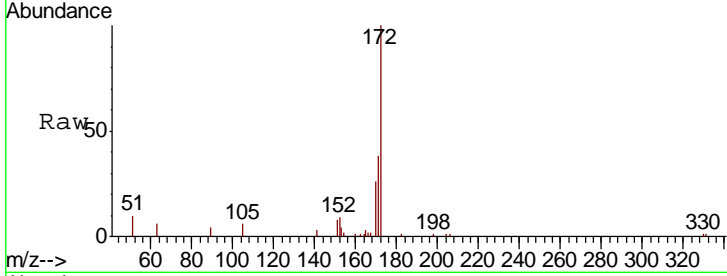




#15
 2-Fluorobiphenyl
 Concen: 0.378 ng
 RT: 13.01 min Scan# 1177
 Delta R.T. -0.01 min
 Lab File: BN011607.D
 Acq: 24 Aug 2020 21:11

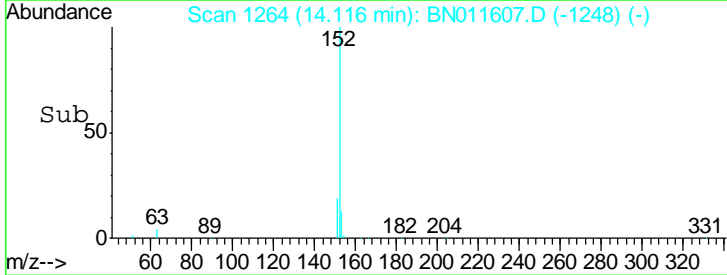
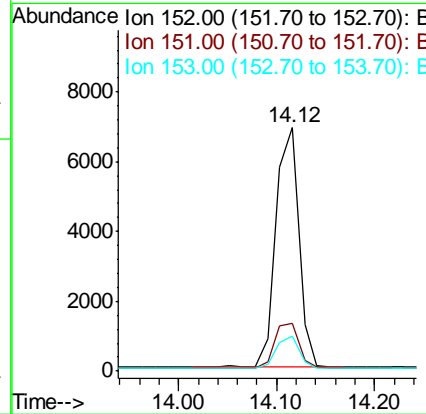
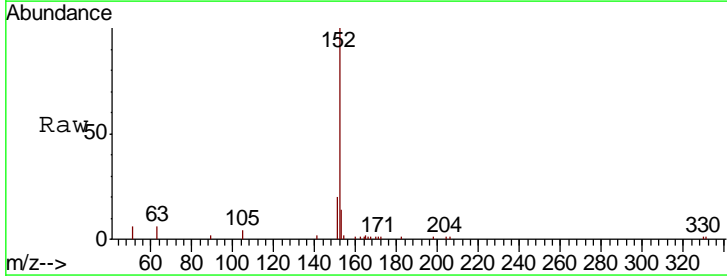
Instrument :
 BNA_N
 ClientSampleId :
 ICVBN082420

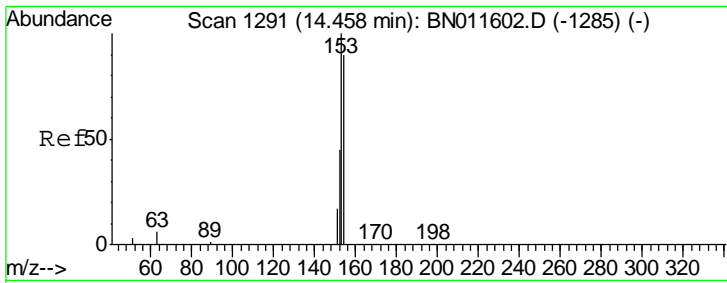
Tgt Ion	Resp	Lower	Upper
172	100		
171	38.5	28.6	42.8
170	25.6	18.2	27.2



#16
 Acenaphthylene
 Concen: 0.366 ng
 RT: 14.12 min Scan# 1264
 Delta R.T. 0.00 min
 Lab File: BN011607.D
 Acq: 24 Aug 2020 21:11

Tgt Ion	Resp	Lower	Upper
152	100		
151	19.8	16.2	24.2
153	13.2	11.0	16.4

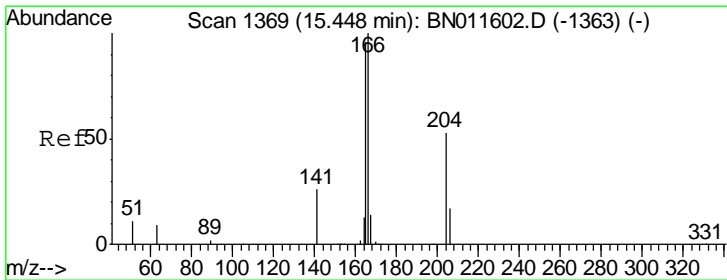
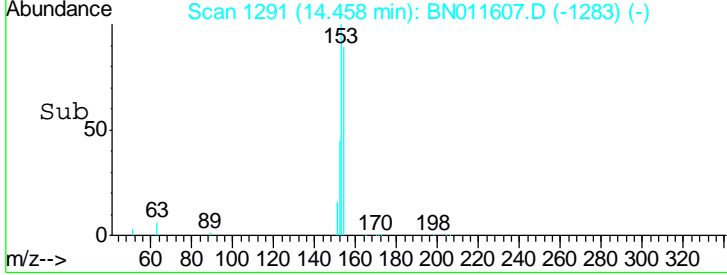
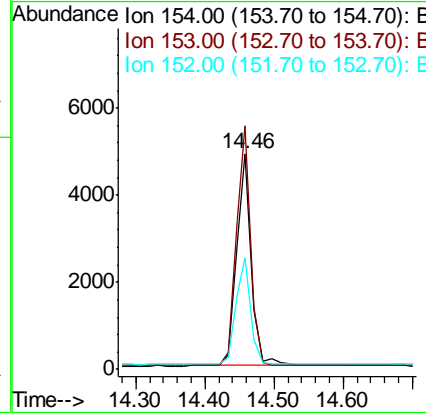
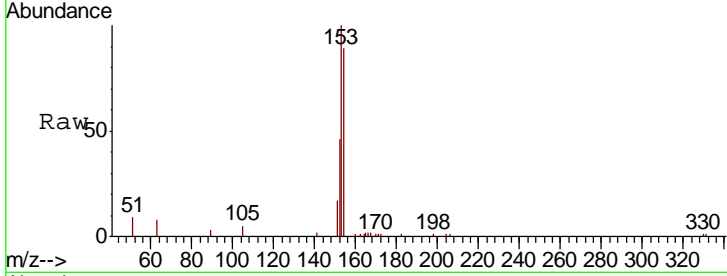




#17
 Acenaphthene
 Concen: 0.373 ng
 RT: 14.46 min Scan# 1291
 Delta R.T. 0.00 min
 Lab File: BN011607.D
 Acq: 24 Aug 2020 21:11

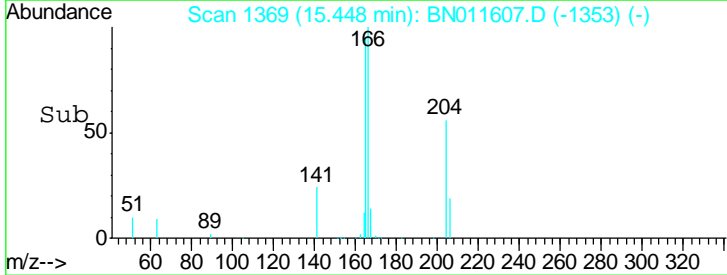
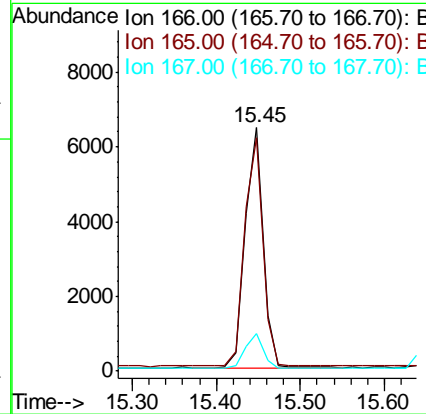
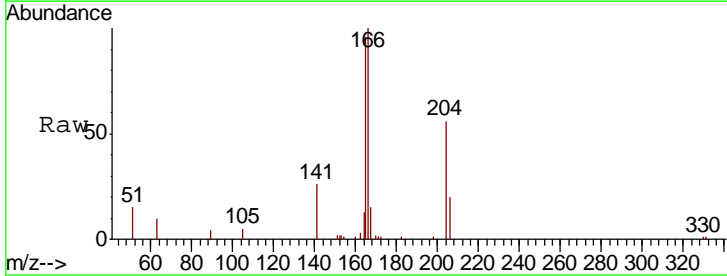
Instrument :
 BNA_N
 ClientSampled :
 ICVBN082420

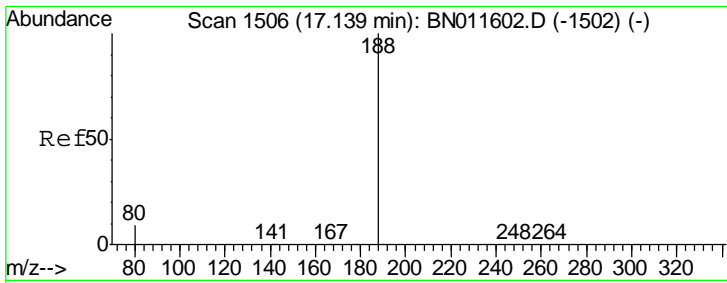
Tgt Ion	Resp	Lower	Upper
154	100		
153	110.7	86.6	130.0
152	51.2	40.1	60.1



#18
 Fluorene
 Concen: 0.375 ng
 RT: 15.45 min Scan# 1369
 Delta R.T. 0.00 min
 Lab File: BN011607.D
 Acq: 24 Aug 2020 21:11

Tgt Ion	Resp	Lower	Upper
166	100		
165	97.1	77.4	116.2
167	14.1	11.5	17.3

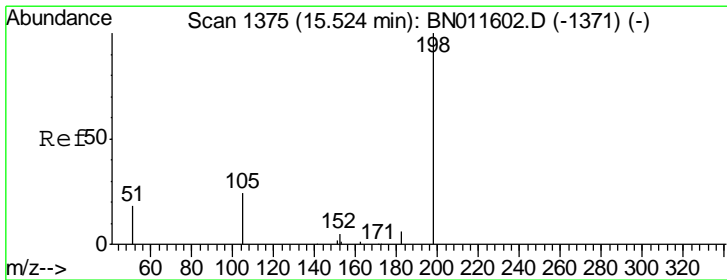
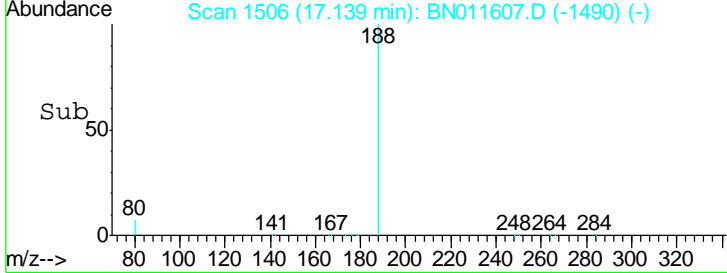
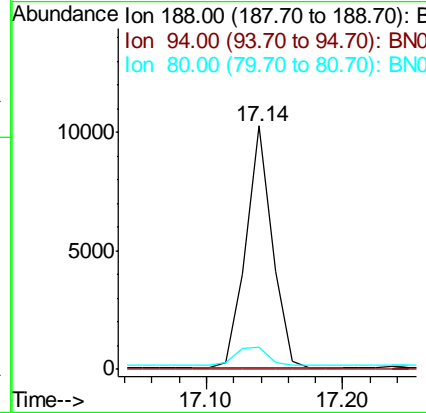
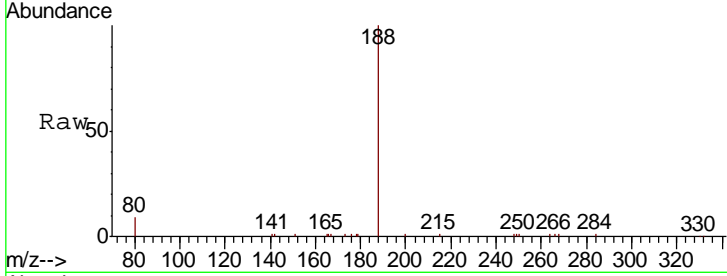




#19
 Phenanthrene-d10
 Concen: 0.400 ng
 RT: 17.14 min Scan# 1506
 Delta R.T. 0.00 min
 Lab File: BN011607.D
 Acq: 24 Aug 2020 21:11

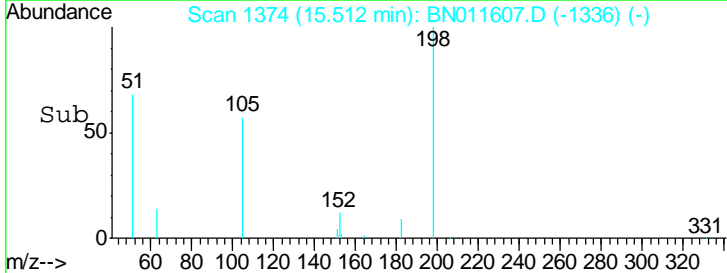
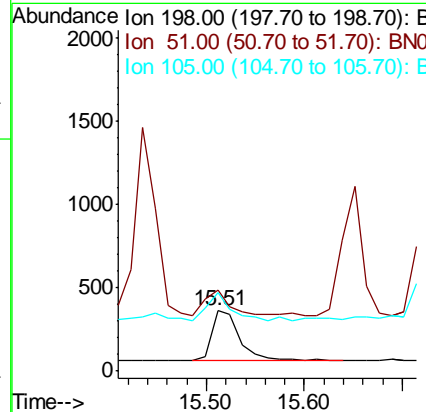
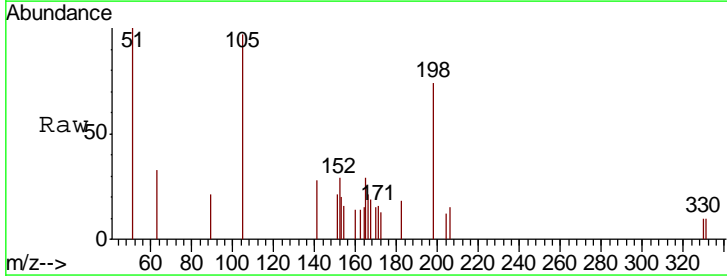
Instrument :
 BNA_N
 ClientSampleId :
 ICVBN082420

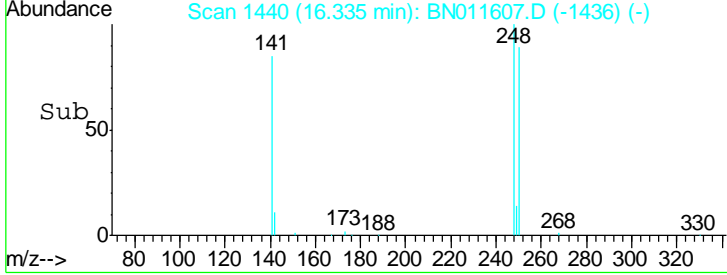
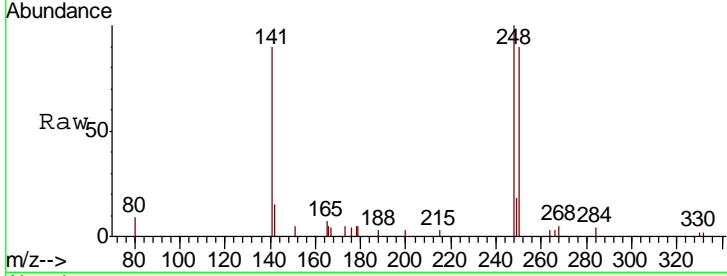
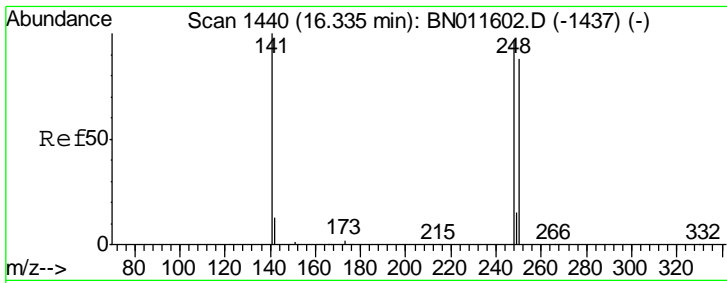
Tgt Ion	Resp	Lower	Upper
188	13757		
94	0.0	0.0	0.0
80	9.1	9.2	13.8#



#20
 4,6-Dinitro-2-methylphenol
 Concen: 0.361 ng
 RT: 15.51 min Scan# 1374
 Delta R.T. -0.01 min
 Lab File: BN011607.D
 Acq: 24 Aug 2020 21:11

Tgt Ion	Resp	Lower	Upper
198	573		
51	135.5	99.6	149.4
105	131.3	118.8	178.2

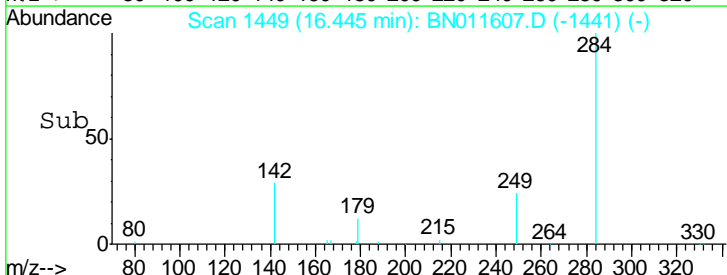
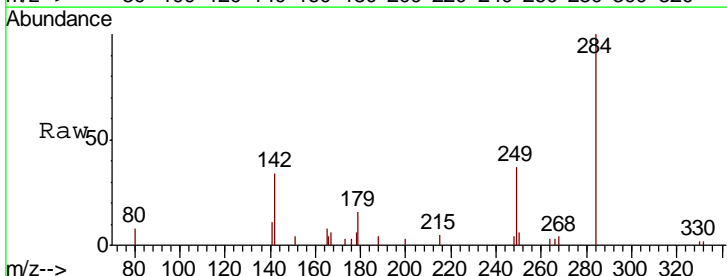
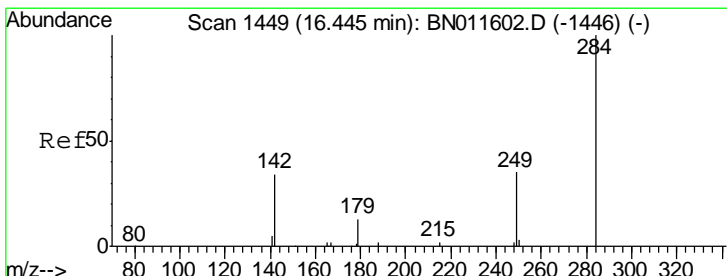
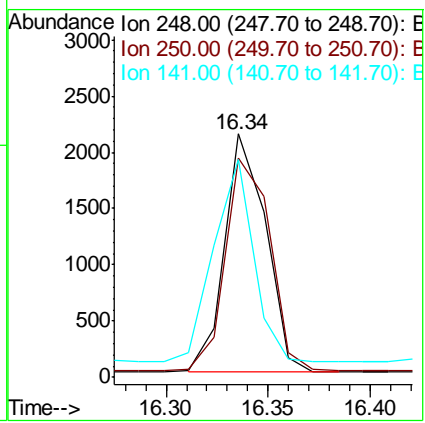




#21
 4-Bromophenyl-phenylether
 Concen: 0.366 ng
 RT: 16.34 min Scan# 1440
 Delta R.T. 0.00 min
 Lab File: BN011607.D
 Acq: 24 Aug 2020 21:11

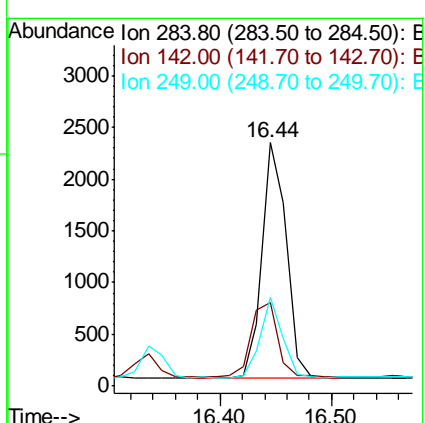
Instrument :
 BNA_N
 ClientSampleId :
 ICVBN082420

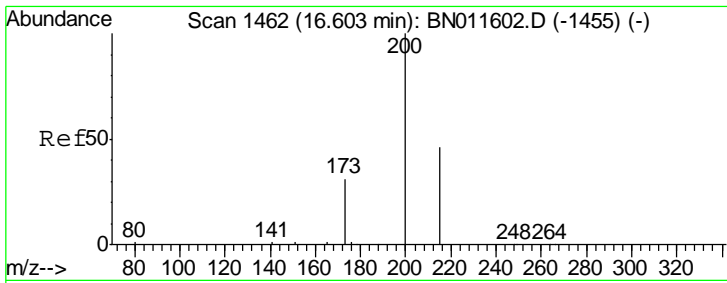
Tgt Ion	Resp	Lower	Upper
248	2939		
248	100		
250	90.1	73.4	110.2
141	89.7	88.5	132.7



#22
 Hexachlorobenzene
 Concen: 0.373 ng
 RT: 16.44 min Scan# 1449
 Delta R.T. 0.00 min
 Lab File: BN011607.D
 Acq: 24 Aug 2020 21:11

Tgt Ion	Resp	Lower	Upper
284	3465		
284	100		
142	34.3	27.3	40.9
249	31.0	25.2	37.8

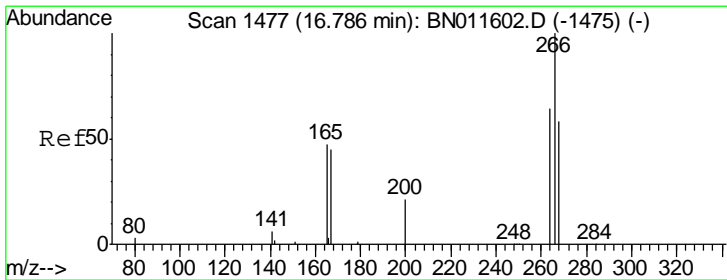
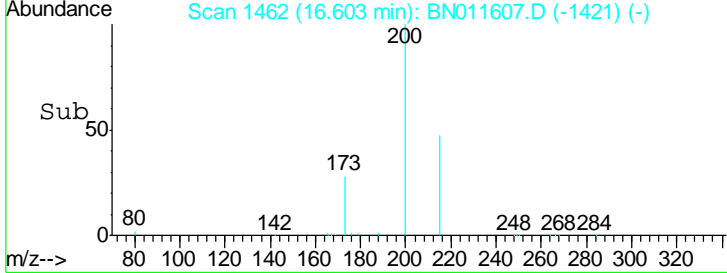
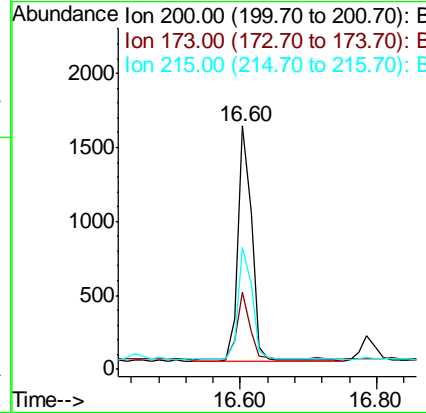
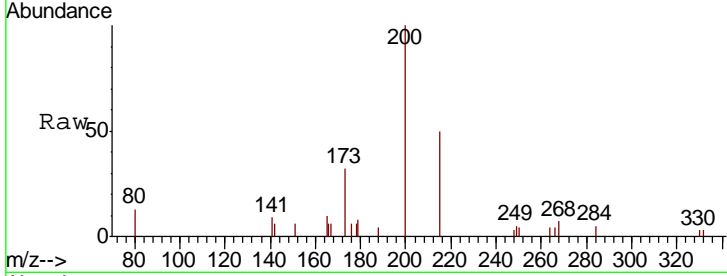




#23
 Atrazine
 Concen: 0.281 ng
 RT: 16.60 min Scan# 1462
 Delta R.T. 0.00 min
 Lab File: BN011607.D
 Acq: 24 Aug 2020 21:11

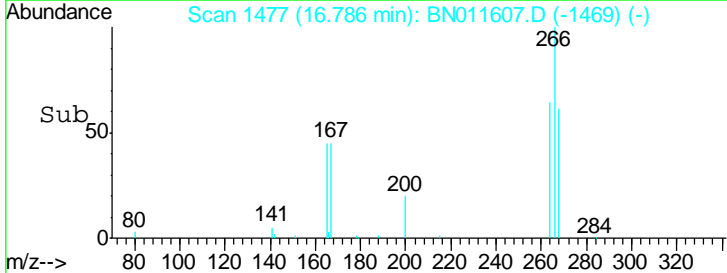
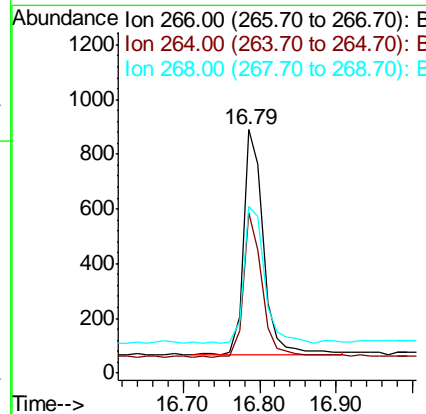
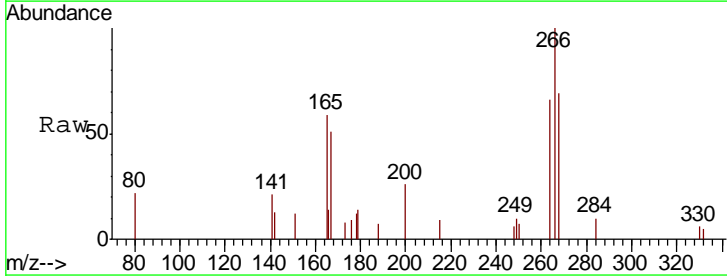
Instrument :
 BNA_N
 ClientSampleId :
 ICVBN082420

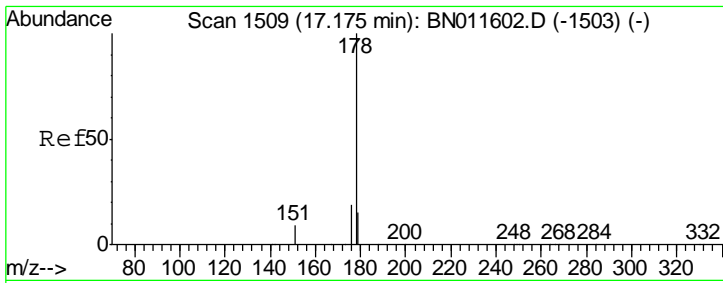
Tgt Ion	Ratio	Lower	Upper
200	100		
173	31.5	28.2	42.4
215	49.9	39.8	59.6



#24
 Pentachlorophenol
 Concen: 0.365 ng
 RT: 16.79 min Scan# 1477
 Delta R.T. 0.00 min
 Lab File: BN011607.D
 Acq: 24 Aug 2020 21:11

Tgt Ion	Ratio	Lower	Upper
266	100		
264	63.8	48.1	72.1
268	61.8	48.4	72.6

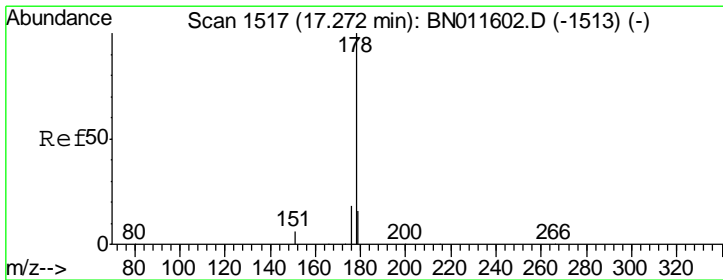
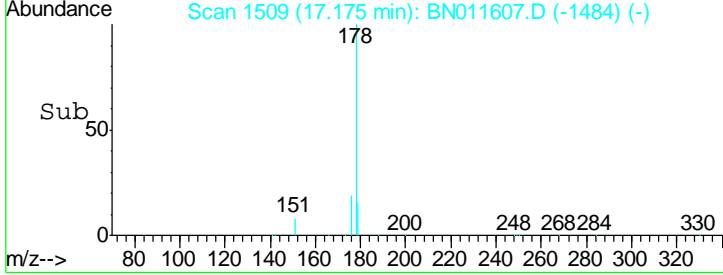
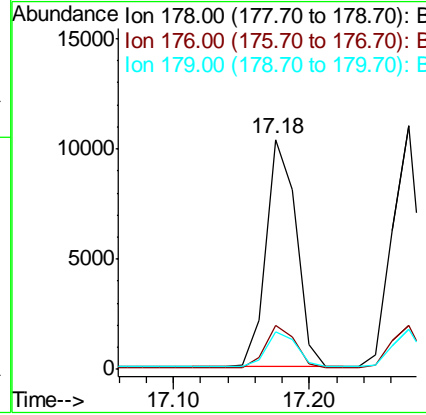
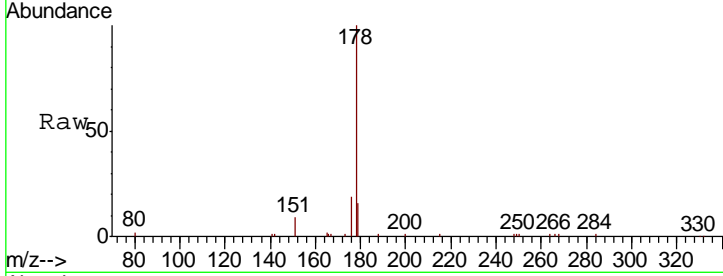




#25
 Phenanthrene
 Concen: 0.368 ng
 RT: 17.18 min Scan# 1509
 Delta R.T. 0.00 min
 Lab File: BN011607.D
 Acq: 24 Aug 2020 21:11

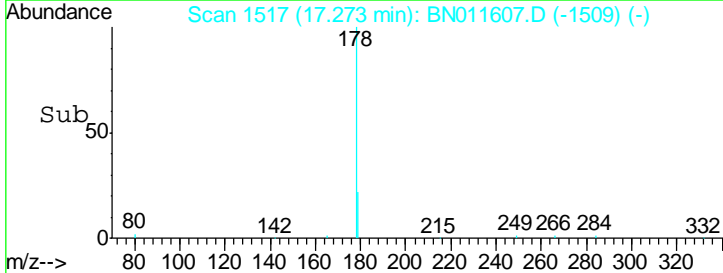
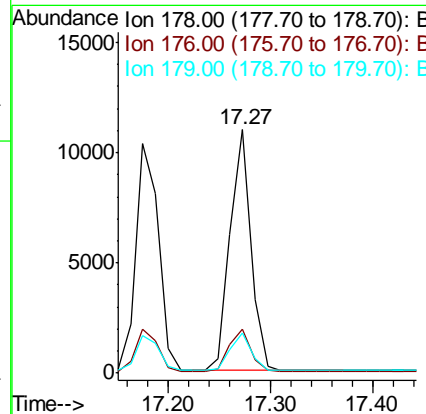
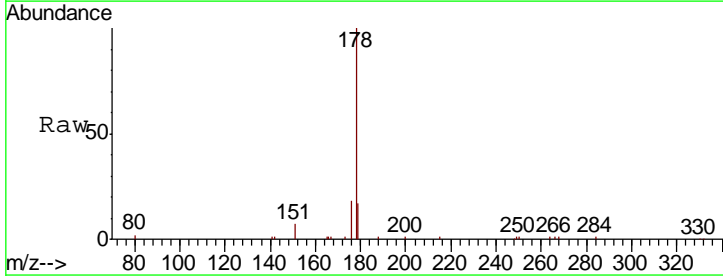
Instrument :
 BNA_N
 ClientSampled :
 ICVBN082420

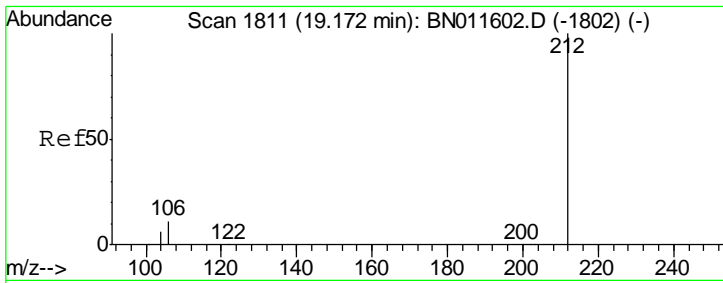
Tgt Ion	Resp	Lower	Upper
178	15723		
176	18.7	15.0	22.4
179	15.5	12.6	18.8



#26
 Anthracene
 Concen: 0.365 ng
 RT: 17.27 min Scan# 1517
 Delta R.T. 0.00 min
 Lab File: BN011607.D
 Acq: 24 Aug 2020 21:11

Tgt Ion	Resp	Lower	Upper
178	15377		
176	18.0	14.6	21.8
179	15.6	12.5	18.7

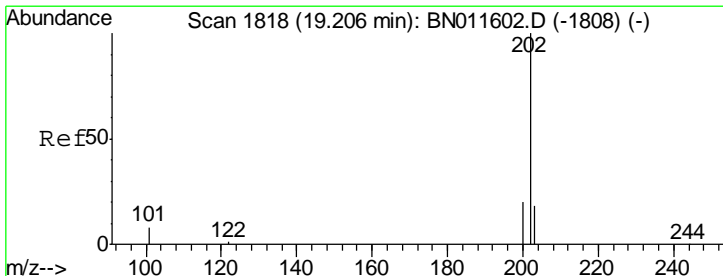
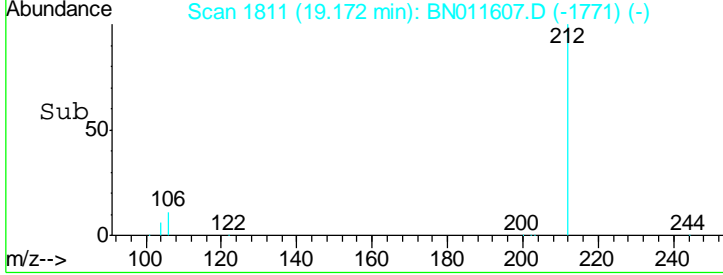
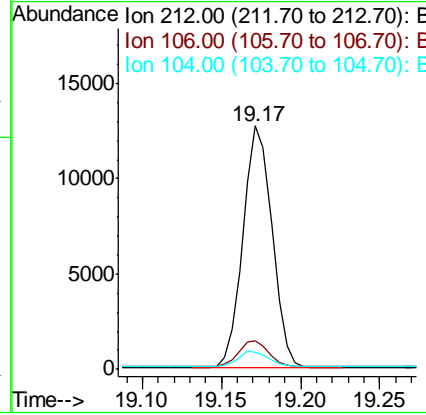
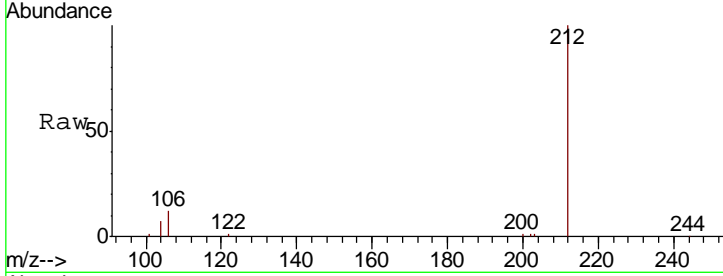




#27
 Fluoranthene-d10
 Concen: 0.361 ng
 RT: 19.17 min Scan# 1811
 Delta R.T. 0.00 min
 Lab File: BN011607.D
 Acq: 24 Aug 2020 21:11

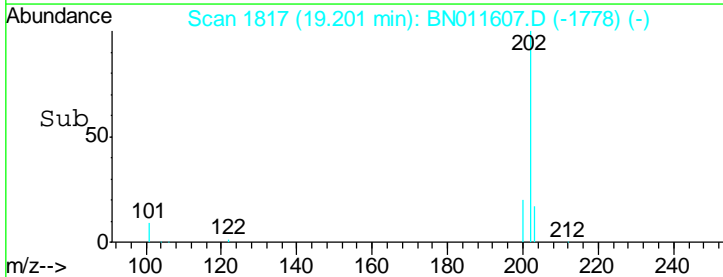
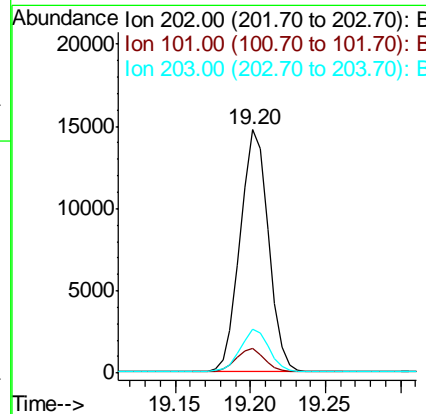
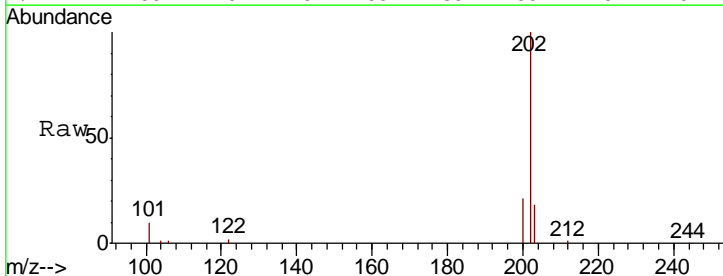
Instrument :
 BNA_N
ClientSampled :
 ICVBN082420

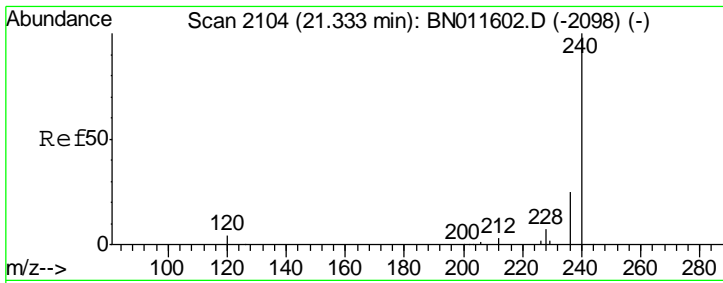
Tgt Ion	Resp	Lower	Upper
212	16203		
106	11.1	8.9	13.3
104	6.3	5.3	7.9



#28
 Fluoranthene
 Concen: 0.368 ng
 RT: 19.20 min Scan# 1817
 Delta R.T. -0.00 min
 Lab File: BN011607.D
 Acq: 24 Aug 2020 21:11

Tgt Ion	Resp	Lower	Upper
202	19078		
101	9.4	7.7	11.5
203	17.5	13.9	20.9

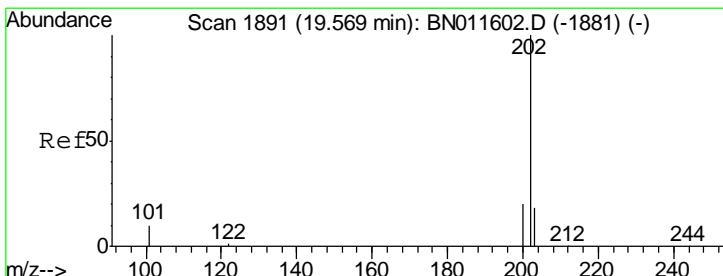
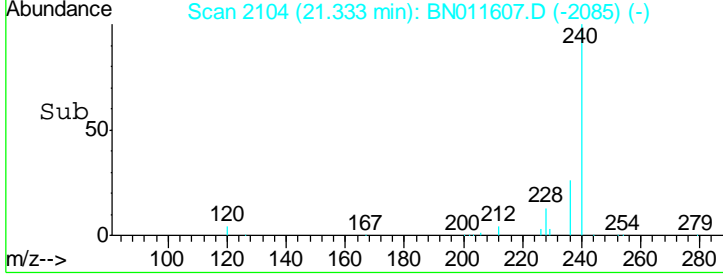
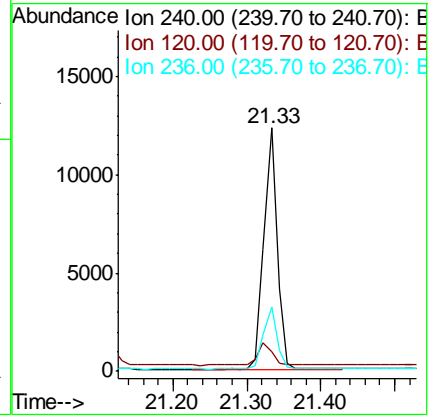
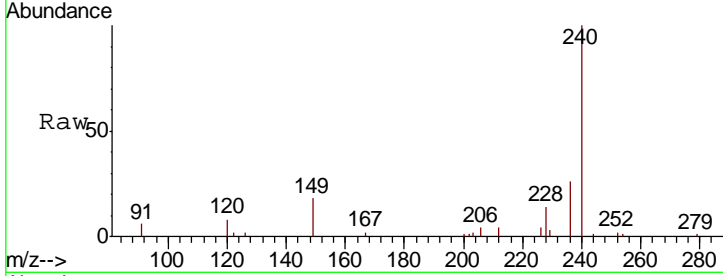




#29
 Chrysene-d12
 Concen: 0.400 ng
 RT: 21.33 min Scan# 2104
 Delta R.T. 0.00 min
 Lab File: BN011607.D
 Acq: 24 Aug 2020 21:11

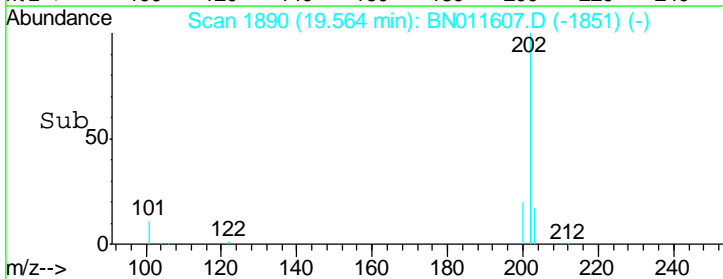
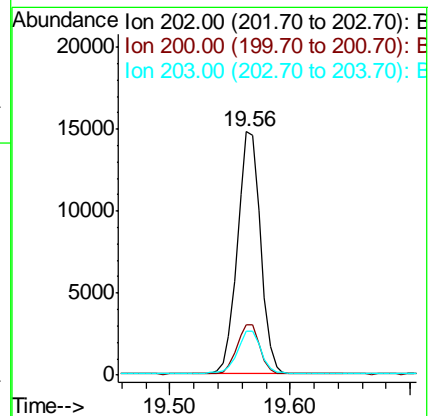
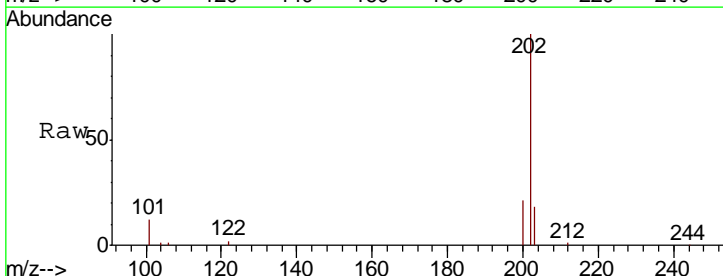
Instrument :
 BNA_N
 ClientSampleId :
 ICVBN082420

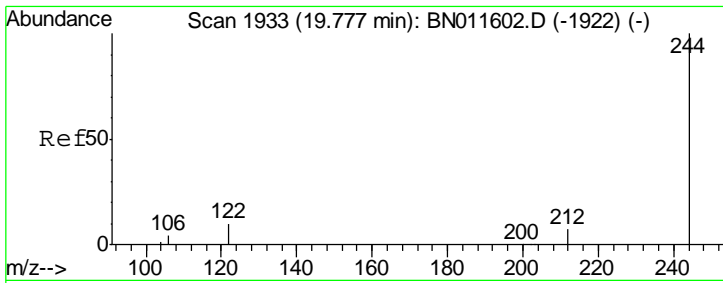
Tgt Ion	Resp	Lower	Upper
240	14960		
120	8.1	6.0	9.0
236	26.4	20.8	31.2



#30
 Pyrene
 Concen: 0.370 ng
 RT: 19.56 min Scan# 1890
 Delta R.T. -0.00 min
 Lab File: BN011607.D
 Acq: 24 Aug 2020 21:11

Tgt Ion	Resp	Lower	Upper
202	19651		
200	20.5	16.3	24.5
203	17.7	14.2	21.4

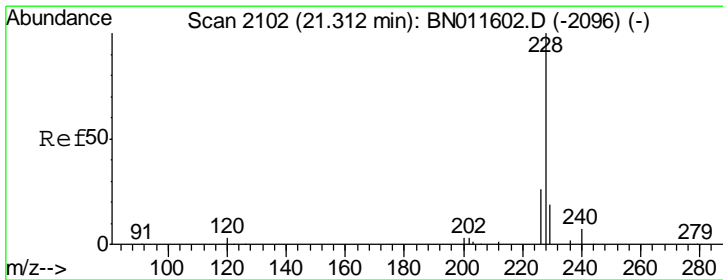
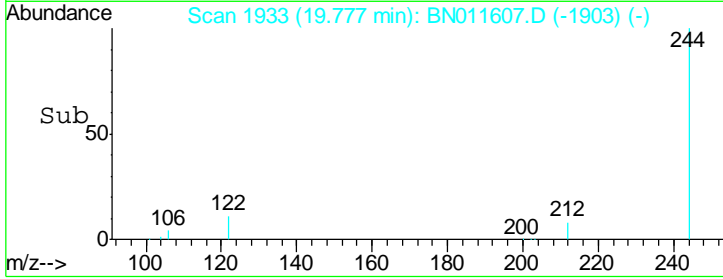
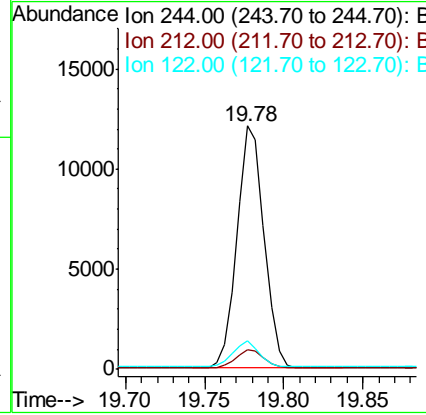
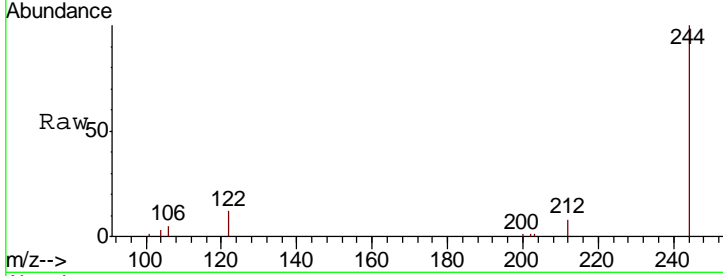




#31
 Terphenyl-d14
 Concen: 0.378 ng
 RT: 19.78 min Scan# 1933
 Delta R.T. 0.00 min
 Lab File: BN011607.D
 Acq: 24 Aug 2020 21:11


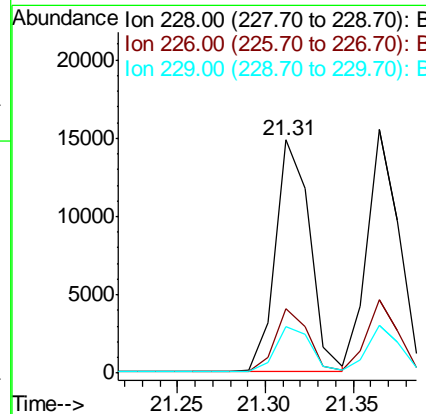
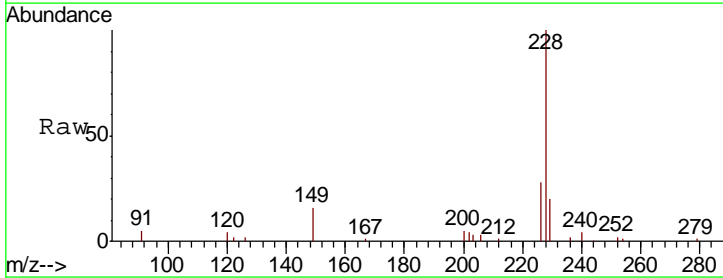
Instrument :
 BNA_N
 ClientSampled :
 ICVBN082420

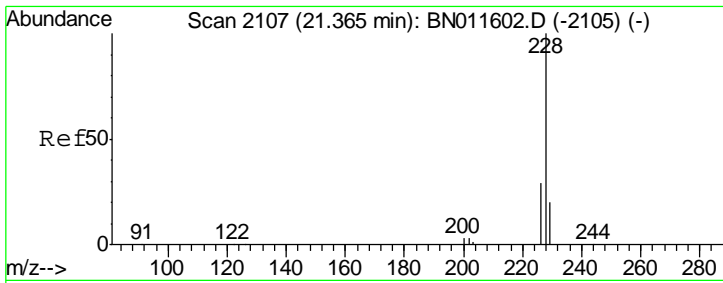
Tgt Ion	Resp	Lower	Upper
244	14451		
212	8.3	6.5	9.7
122	11.8	9.5	14.3



#32
 Benzo(a)anthracene
 Concen: 0.376 ng
 RT: 21.31 min Scan# 2102
 Delta R.T. 0.00 min
 Lab File: BN011607.D
 Acq: 24 Aug 2020 21:11

Tgt Ion	Resp	Lower	Upper
228	20265		
226	27.8	21.2	31.8
229	19.9	15.8	23.8

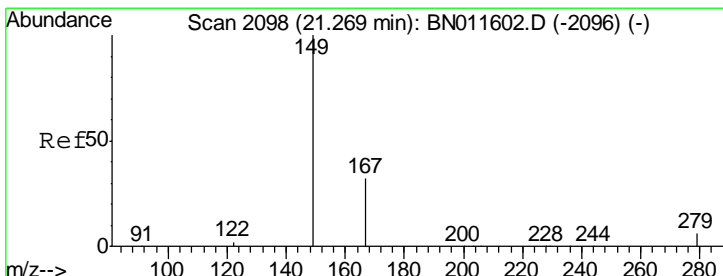
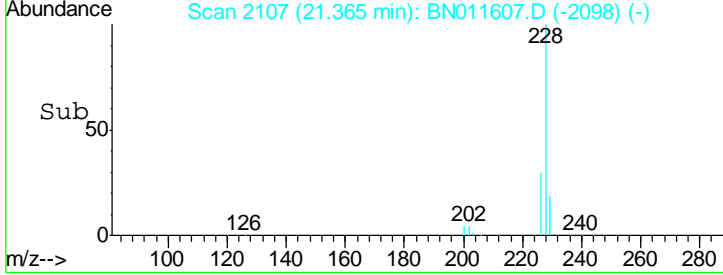
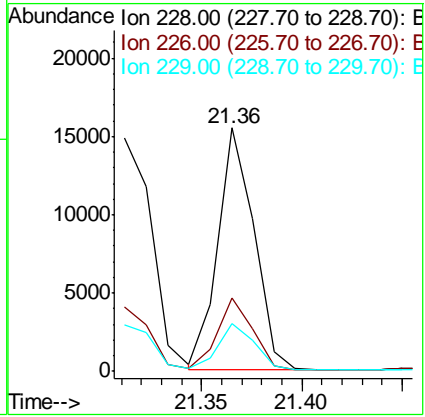
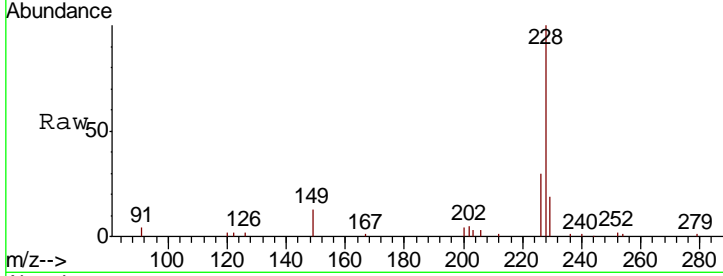




#33
 Chrysene
 Concen: 0.377 ng
 RT: 21.36 min Scan# 2107
 Delta R.T. 0.00 min
 Lab File: BN011607.D
 Acq: 24 Aug 2020 21:11

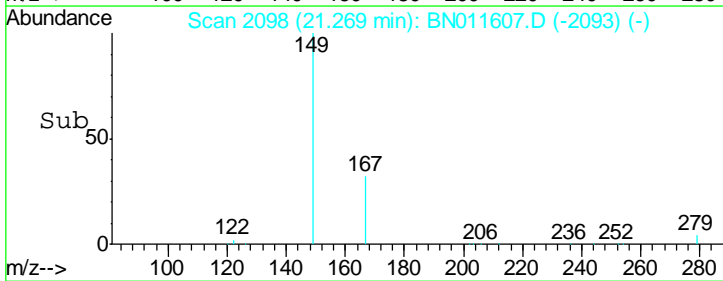
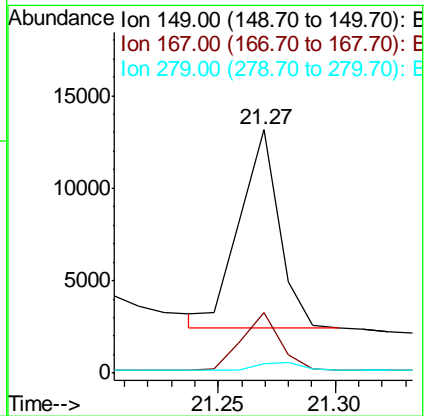
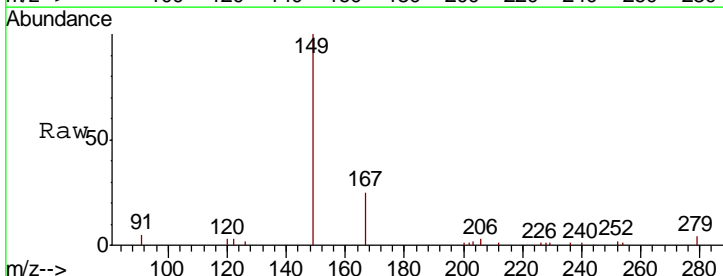
Instrument :
 BNA_N
 ClientSampleId :
 ICVBN082420

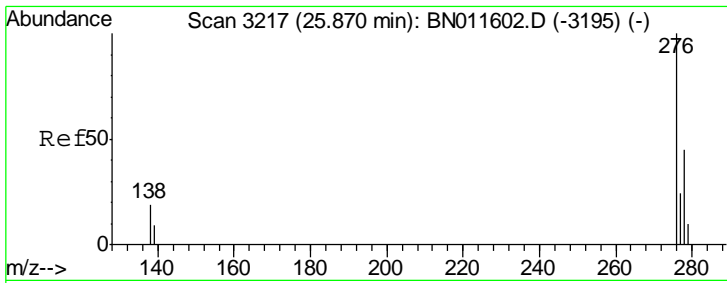
Tgt Ion	Resp	Lower	Upper
228	19390		
226	29.9	23.6	35.4
229	19.5	16.0	24.0



#34
 Bis(2-ethylhexyl)phthalate
 Concen: 0.334 ng
 RT: 21.27 min Scan# 2098
 Delta R.T. 0.00 min
 Lab File: BN011607.D
 Acq: 24 Aug 2020 21:11

Tgt Ion	Resp	Lower	Upper
149	12673		
167	27.4	20.6	31.0
279	4.7	3.8	5.8

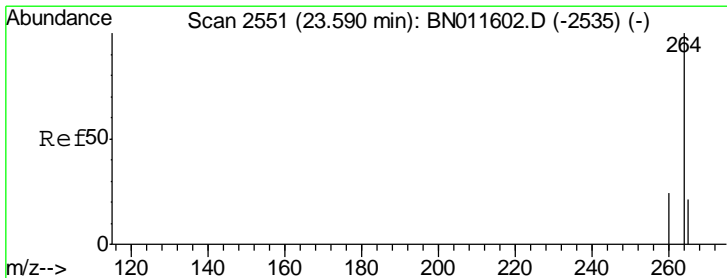
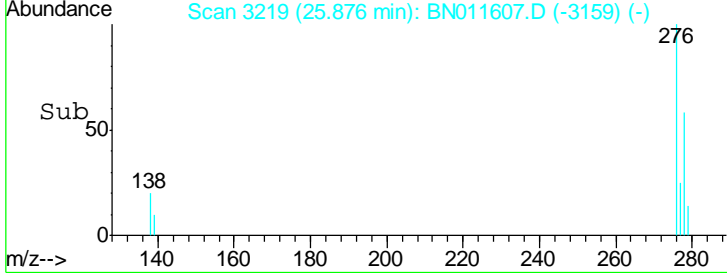
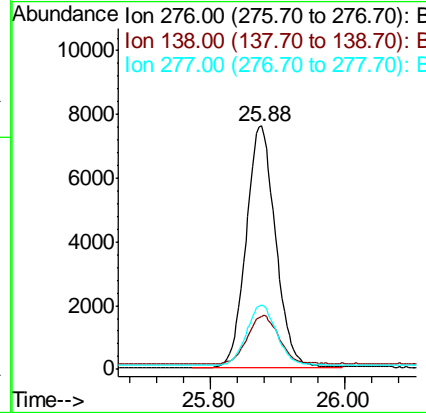
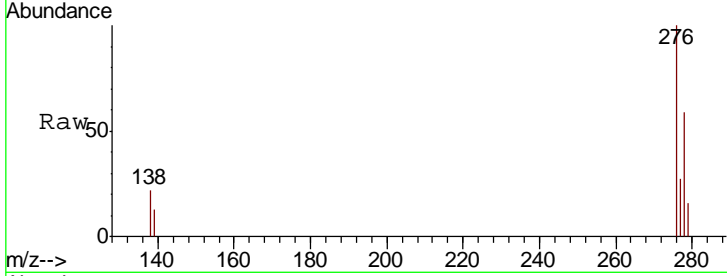




#35
 Indeno(1,2,3-cd)pyrene
 Concen: 0.368 ng
 RT: 25.88 min Scan# 3219
 Delta R.T. 0.01 min
 Lab File: BN011607.D
 Acq: 24 Aug 2020 21:11

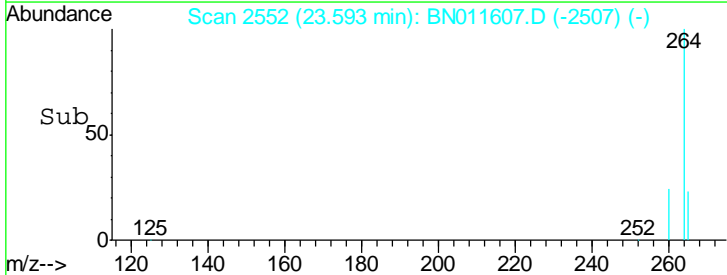
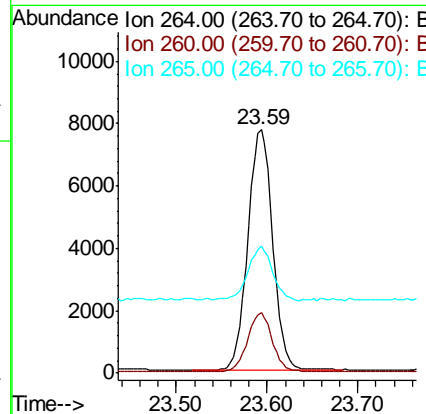
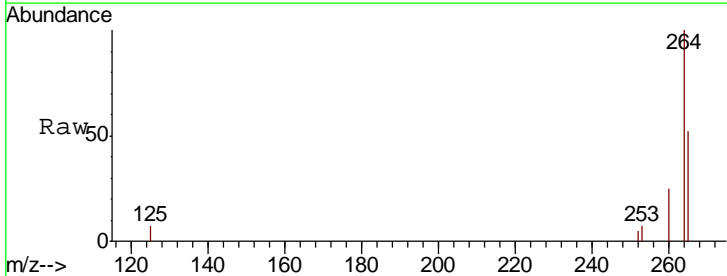
Instrument :
 BNA_N
 ClientSampled :
 ICVBN082420

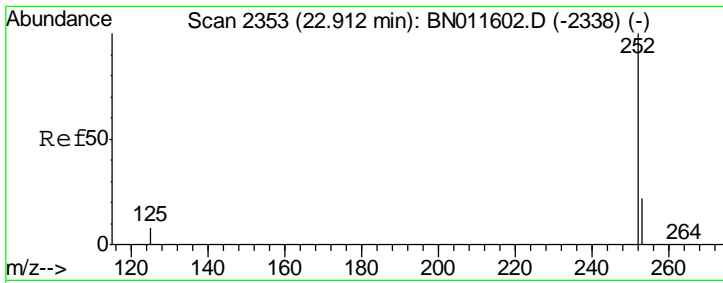
Tgt Ion	Resp	Lower	Upper
276	23107		
138	21.2	0.0	0.0#
277	25.1	0.0	0.0#



#36
 Perylene-d12
 Concen: 0.400 ng
 RT: 23.59 min Scan# 2552
 Delta R.T. 0.00 min
 Lab File: BN011607.D
 Acq: 24 Aug 2020 21:11

Tgt Ion	Resp	Lower	Upper
264	14600		
260	24.8	19.6	29.4
265	52.2	40.7	61.1

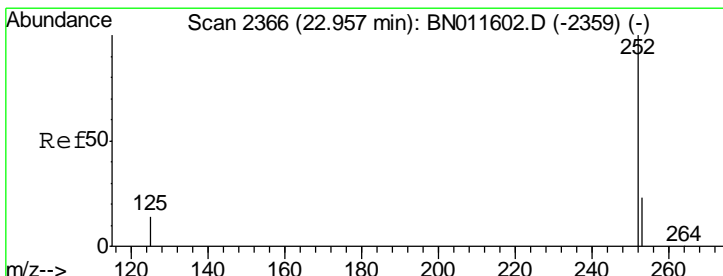
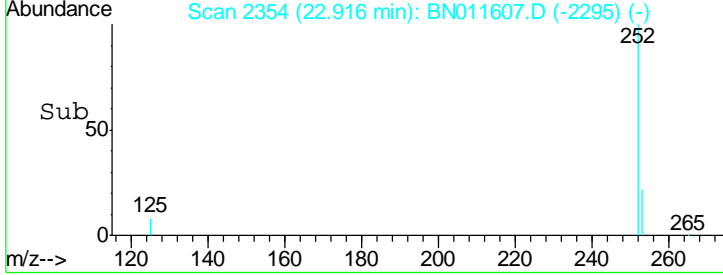
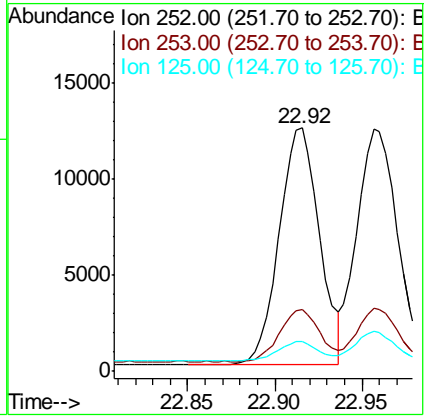
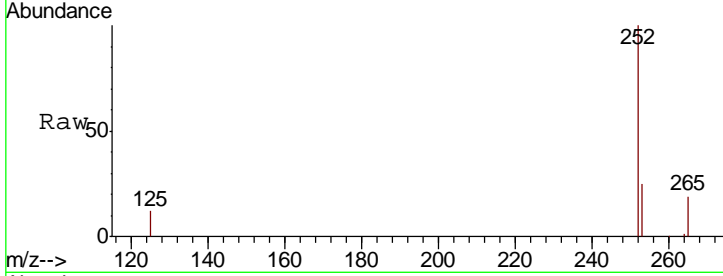




#37
 Benzo(b)fluoranthene
 Concen: 0.376 ng
 RT: 22.92 min Scan# 2354
 Delta R.T. 0.00 min
 Lab File: BN011607.D
 Acq: 24 Aug 2020 21:11

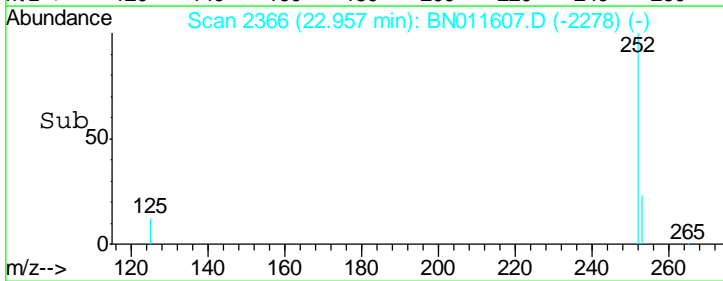
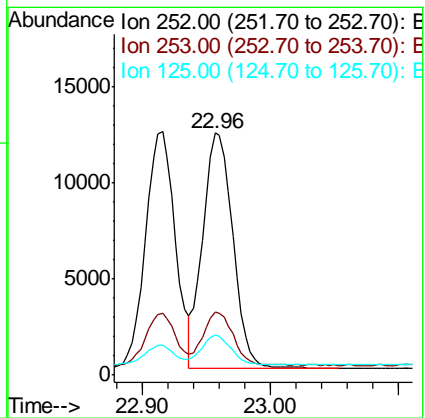
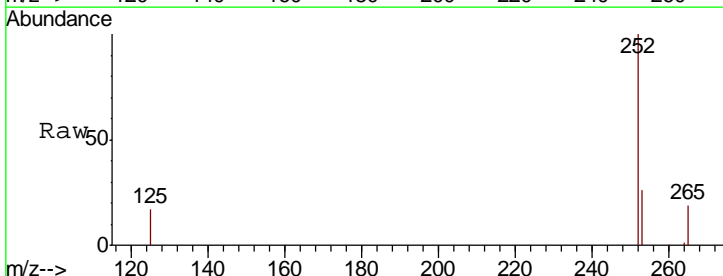
Instrument :
 BNA_N
 ClientSampleId :
 ICVBN082420

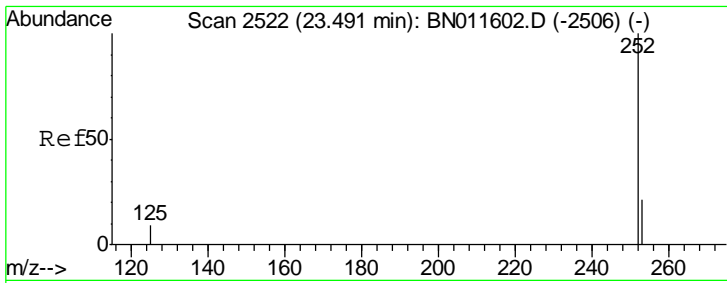
Tgt Ion	Resp	Lower	Upper
252	19891		
253	25.4	21.0	31.6
125	12.2	11.0	16.6



#38
 Benzo(k)fluoranthene
 Concen: 0.378 ng
 RT: 22.96 min Scan# 2366
 Delta R.T. 0.00 min
 Lab File: BN011607.D
 Acq: 24 Aug 2020 21:11

Tgt Ion	Resp	Lower	Upper
252	19867		
253	25.9	21.2	31.8
125	16.5	14.6	21.8





#39

Benzo(a)pyrene

Concen: 0.374 ng

RT: 23.49 min Scan# 2523

Delta R.T. 0.00 min

Lab File: BN011607.D

Acq: 24 Aug 2020 21:11

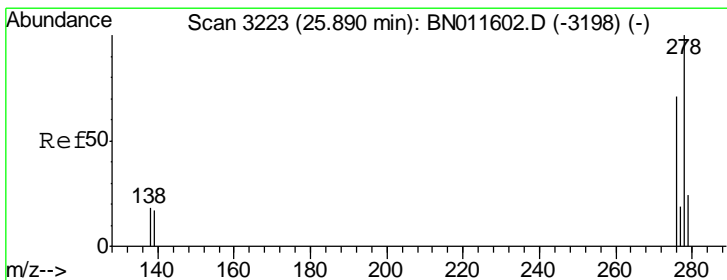
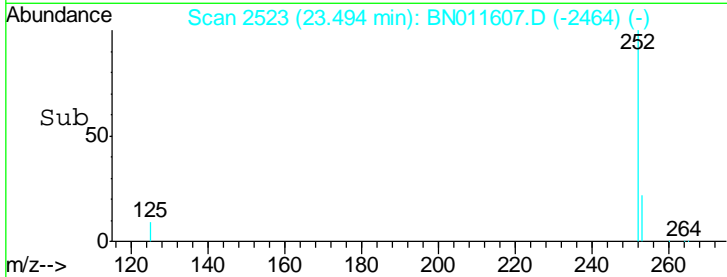
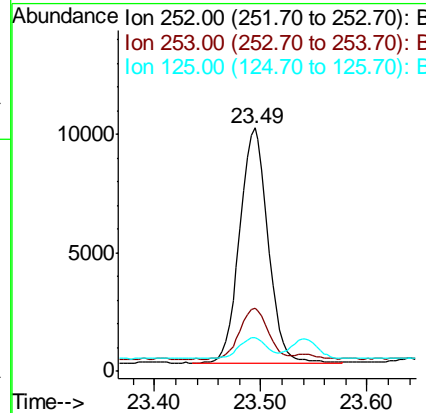
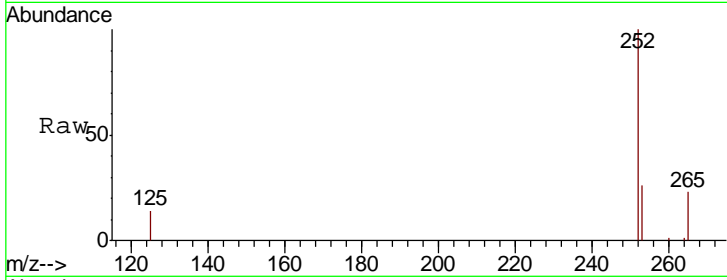
Instrument :

BNA_N

ClientSampleId :

ICVBN082420

Tgt Ion	Resp	Lower	Upper
252	18449		
253	25.8	21.2	31.8
125	13.9	12.1	18.1



#40

Dibenzo(a,h)anthracene

Concen: 0.373 ng

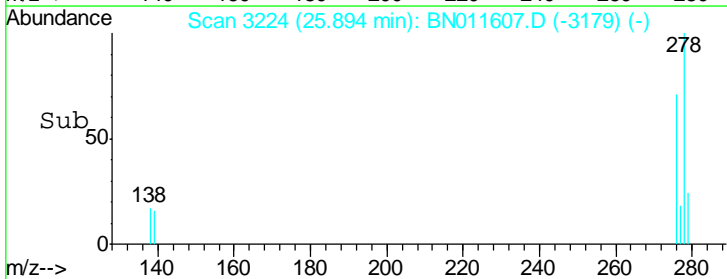
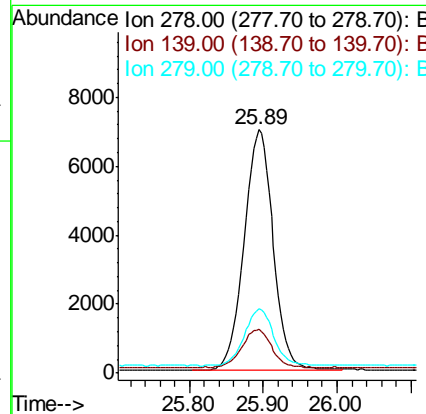
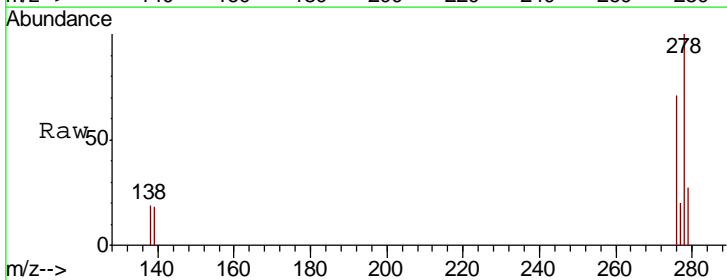
RT: 25.89 min Scan# 3224

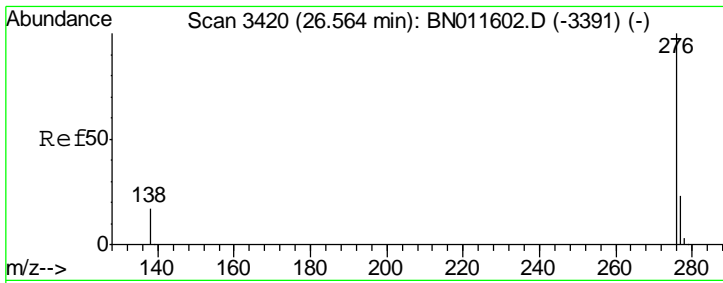
Delta R.T. 0.00 min

Lab File: BN011607.D

Acq: 24 Aug 2020 21:11

Tgt Ion	Resp	Lower	Upper
278	19242		
139	18.1	16.6	25.0
279	26.6	21.4	32.2





#41
 Benzo(a,h,i)perylene
 Concen: 0.372 ng
 RT: 26.56 min Scan# 3420
 Delta R.T. 0.00 min
 Lab File: BN011607.D
 Acq: 24 Aug 2020 21:11

Instrument :
 BNA_N
ClientSampled :
 ICVBN082420

Tot Ion	276	277	138
Resp:	18627		
Ion Ratio	100	25.4	20.3
Lower		20.5	17.8
Upper		30.7	26.6

