

Data Path : Z:\SVOASRV\HPCHEM1\BNA N\DATA\BN090518\  
 Data File : BN002606.D  
 Acq On : 06 Sep 2018 06:33  
 Operator : JU/SJ  
 Sample : J4688-08 10X  
 Misc :  
 ALS Vial : 25 Sample Multiplier: 1

Instrument :  
 BNA\_N  
 ClientSampled :

Quant Time: Sep 06 09:03:36 2018  
 Quant Method : Z:\svoasrv\HPCHEM1\BNA\_N\Methods\SOM-EPA-BN081318MA.M  
 Quant Title : SVOA CALIBRATION  
 QLast Update : Thu Sep 06 06:54:57 2018  
 Response via : Initial Calibration

Internal Standards	R.T.	QIon	Response	Conc	Units	Dev(Min)
1) 1,4-Dichlorobenzene-d4	7.66	152	214800	20.00	ng/ul	0.00
18) Naphthalene-d8	10.43	136	980103	20.00	ng/ul	0.00
35) Acenaphthene-d10	14.29	164	575565	20.00	ng/ul	0.00
61) Phenanthrene-d10	17.05	188	1259265	20.00	ng/ul	0.00
77) Chrysene-d12	21.25	240	1022477	20.00	ng/ul	0.00
85) Perylene-d12	23.46	264	842071	20.00	ng/ul	0.00

System Monitoring Compounds

3) 1,4-Dioxane-d8	3.24	96	1722	0.38	ng/uL	0.00
5) Phenol-d5	6.85	99	38269	1.94	ng/ul	0.00
7) Bis-(2-Chloroethyl)ether-d	7.00	67	24084	1.95	ng/ul	0.00
9) 2-Chlorophenol-d4	7.20	132	31069	2.07	ng/ul	0.00
13) 4-Methylphenol-d8	8.38	113	31876	2.02	ng/ul	0.00
19) Nitrobenzene-d5	8.82	128	14132	1.81	ng/ul	0.00
22) 2-Nitrophenol-d4	9.53	143	15379	1.87	ng/ul	0.00
26) 2,4-Dichlorophenol-d3	10.08	165	31431	2.08	ng/ul	0.01
29) 4-Chloroaniline-d4	10.59	131	35851	2.20	ng/ul	0.01
43) Dimethylphthalate-d6	13.71	166	112941	2.37	ng/ul	0.00
46) Acenaphthylene-d8	13.99	160	135813	2.32	ng/ul	0.00
51) 4-Nitrophenol-d4	14.56	143	2086	0.23	ng/ul	0.05
57) Fluorene-d10	15.29	176	107579	2.60	ng/ul	0.00
62) 4,6-Dinitro-2-methylphenol	15.45	200	1129	0.14	ng/ul	0.02
70) Anthracene-d10	17.15	188	158589	2.64	ng/ul	0.00
78) Pyrene-d10	19.45	212	159036	3.25	ng/ul	0.00
89) Benzo(a)pyrene-d12	23.32	264	115667	2.63	ng/ul	0.00

Target Compounds

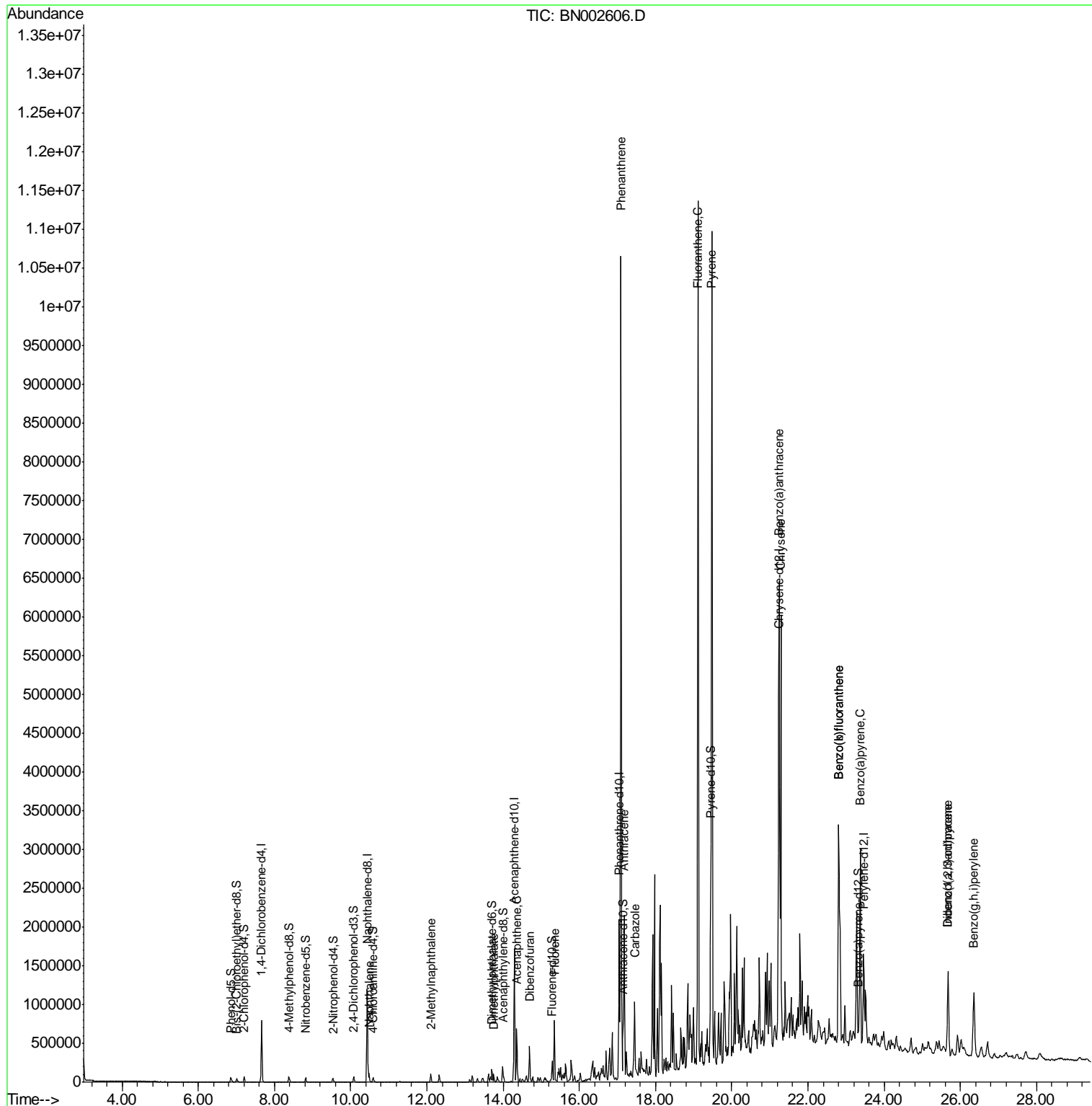
Target Compounds	R.T.	QIon	Response	Conc	Units	Ovalue
28) Naphthalene	10.48	128	96418	1.912	ng/ul	98
34) 2-Methylnaphthalene	12.10	142	52521	1.411	ng/ul	96
44) Dimethylphthalate	13.75	163	67230	1.437	ng/ul	99
49) Acenaphthene	14.36	153	272480	6.931	ng/ul	99
53) Dibenzofuran	14.70	168	265269	4.783	ng/ul	96
58) Fluorene	15.35	166	311531	6.866	ng/ul	99
69) Phenanthrene	17.09	178	6113766	88.068	ng/ul	99
71) Anthracene	17.18	178	1363102	19.360	ng/ul	100
74) Carbazole	17.45	167	573582	9.186	ng/ul	99
76) Fluoranthene	19.12	202	6588270	83.384	ng/ul#	96
79) Pyrene	19.48	202	6794433	110.205	ng/ul	96
82) Benzo(a)anthracene	21.23	228	2919767	46.611	ng/ul	98
84) Chrysene	21.29	228	2774584	46.799	ng/ul	98
87) Benzo(b)fluoranthene	22.81	252	2310236	45.769	ng/ul	98
88) Benzo(k)fluoranthene	22.81	252	2310236	48.583	ng/ul	97
90) Benzo(a)pyrene	23.37	252	1818200	37.814	ng/ul	97
91) Indeno(1,2,3-cd)pyrene	25.68	276	957253	16.735	ng/ul#	92
92) Dibenzo(a,h)anthracene	25.68	278	277121	5.795	ng/ul#	82
93) Benzo(g,h,i)perylene	26.36	276	940055	19.696	ng/ul	97

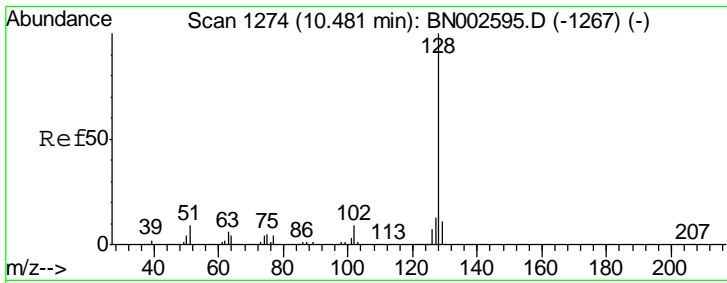
(#) = qualifier out of range (m) = manual integration (+) = signals summed

Data Path : Z:\SVOASRV\HPCHEM1\BNA N\DATA\BN090518\  
 Data File : BN002606.D  
 Acq On : 06 Sep 2018 06:33  
 Operator : JU/SJ  
 Sample : J4688-08 10X  
 Misc :  
 ALS Vial : 25 Sample Multiplier: 1

Instrument :  
 BNA\_N  
 ClientSampled :

Quant Time: Sep 06 09:03:36 2018  
 Quant Method : Z:\svoasrv\HPCHEM1\BNA\_N\Methods\SOM-EPA-BN081318MA.M  
 Quant Title : SVOA CALIBRATION  
 QLast Update : Thu Sep 06 06:54:57 2018  
 Response via : Initial Calibration

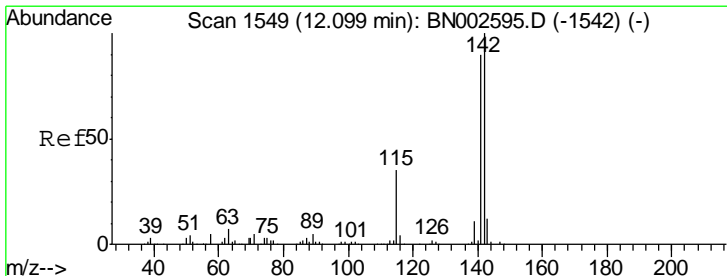
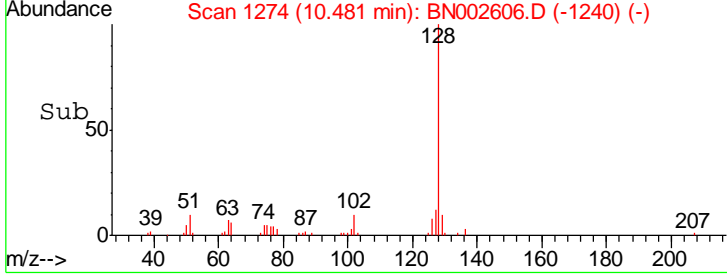
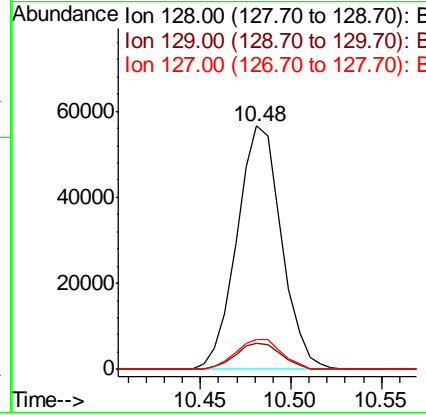
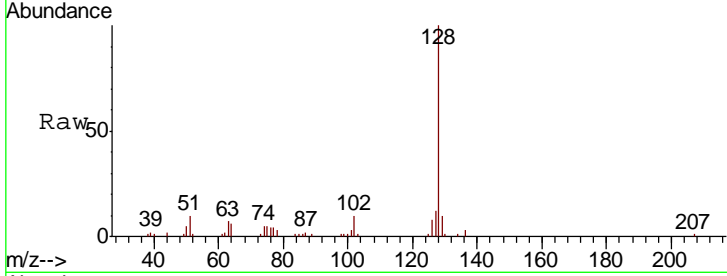




#28  
 Naphthalene  
 Concen: 1.912 ng/ul  
 RT: 10.48 min Scan# 1274  
 Delta R.T. 0.00 min  
 Lab File: BN002606.D  
 Acq: 06 Sep 2018 06:33

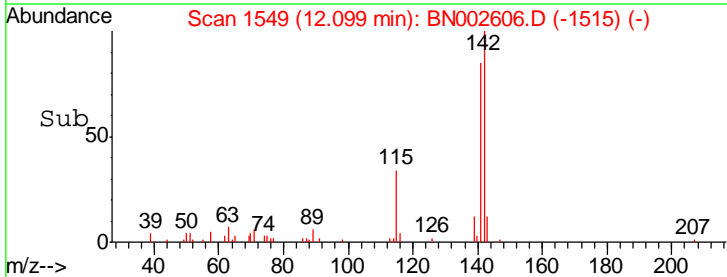
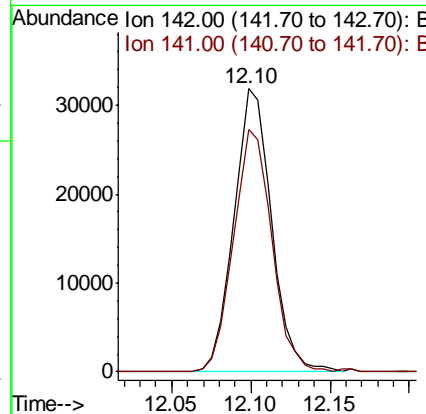
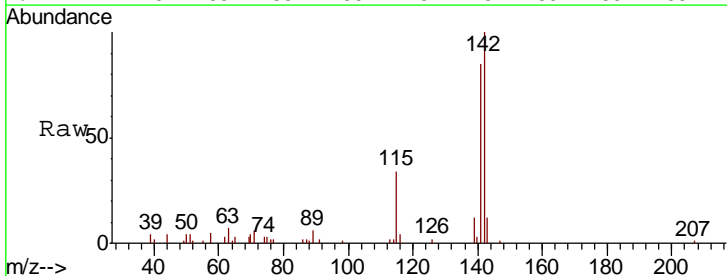
Instrument :  
 BNA\_N  
 ClientSampled :

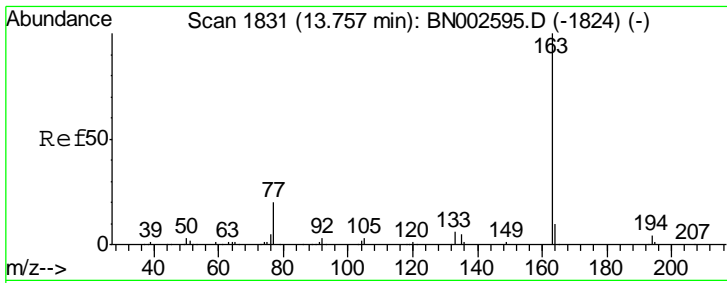
Tgt Ion	Resp	Lower	Upper
128	96418		
129	10.5	8.8	13.2
127	12.4	10.5	15.7



#34  
 2-Methylnaphthalene  
 Concen: 1.411 ng/ul  
 RT: 12.10 min Scan# 1549  
 Delta R.T. 0.00 min  
 Lab File: BN002606.D  
 Acq: 06 Sep 2018 06:33

Tgt Ion	Resp	Lower	Upper
142	52521		
141	85.4	71.6	107.4

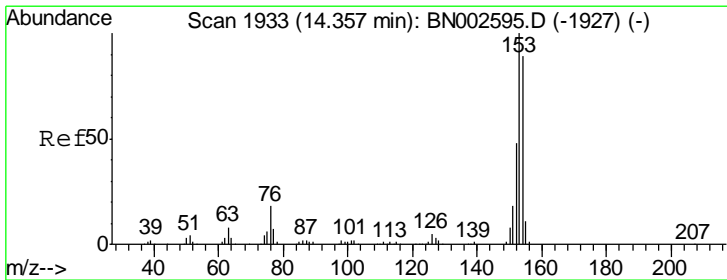
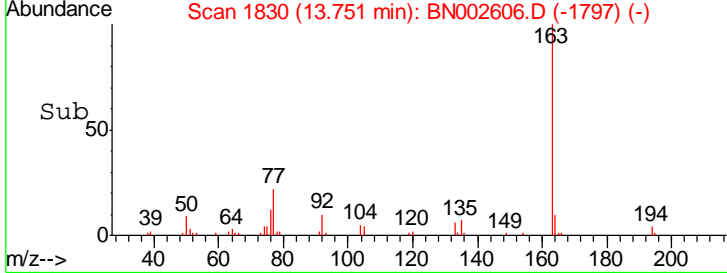
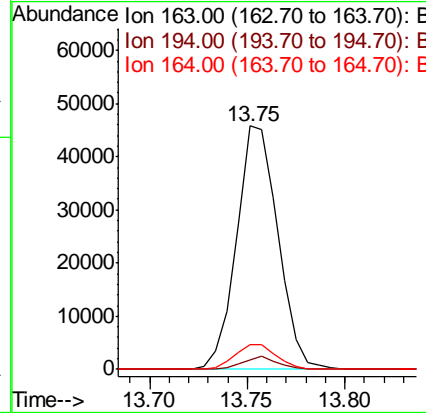
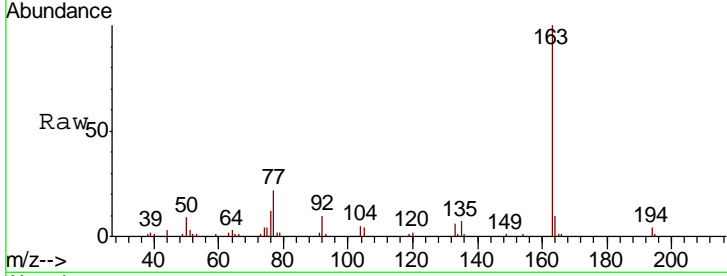




#44  
 Dimethylphthalate  
 Concen: 1.437 ng/ul  
 RT: 13.75 min Scan# 1830  
 Delta R.T. -0.01 min  
 Lab File: BN002606.D  
 Acq: 06 Sep 2018 06:33

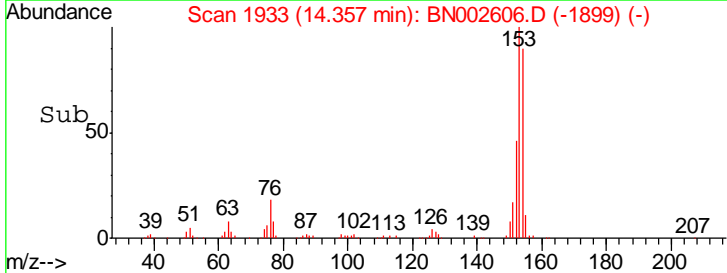
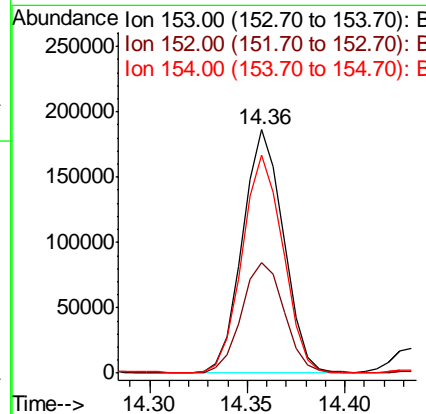
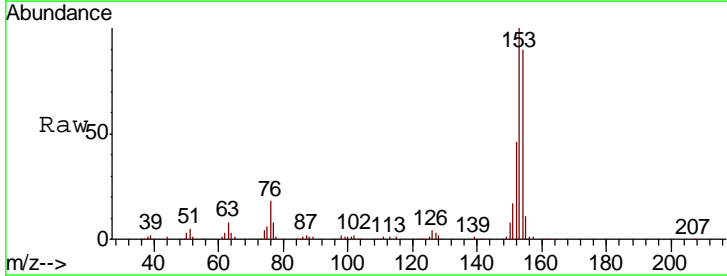
Instrument :  
 BNA\_N  
 ClientSampled :

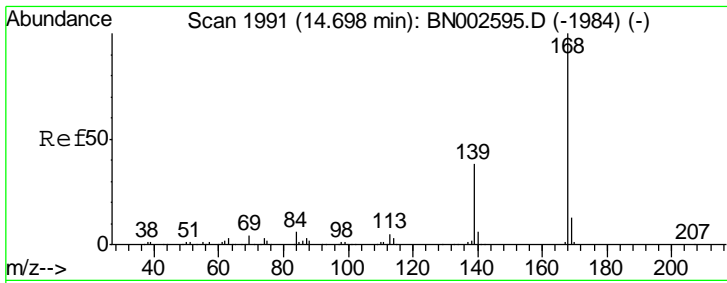
Tgt Ion	Resp	Lower	Upper
163	100		
194	3.9	3.2	4.8
164	10.1	7.8	11.8



#49  
 Acenaphthene  
 Concen: 6.931 ng/ul  
 RT: 14.36 min Scan# 1933  
 Delta R.T. 0.00 min  
 Lab File: BN002606.D  
 Acq: 06 Sep 2018 06:33

Tgt Ion	Resp	Lower	Upper
153	100		
152	45.6	38.3	57.5
154	89.5	71.8	107.8

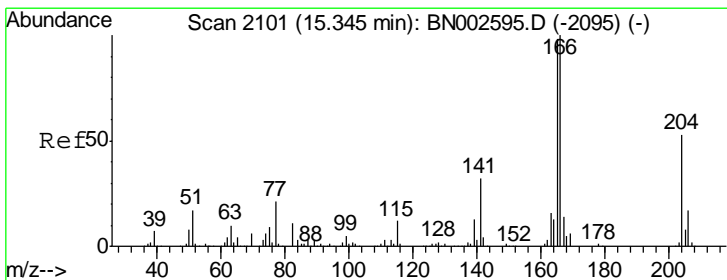
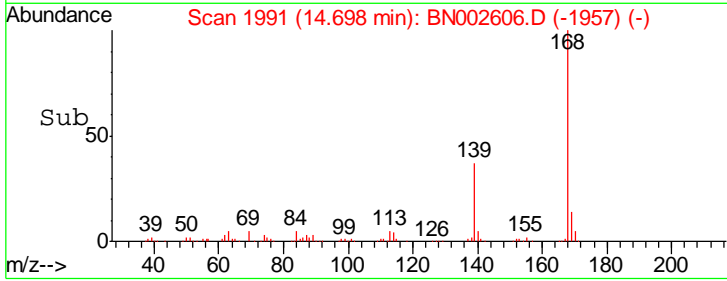
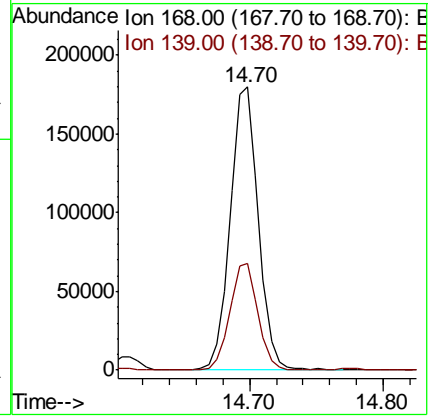
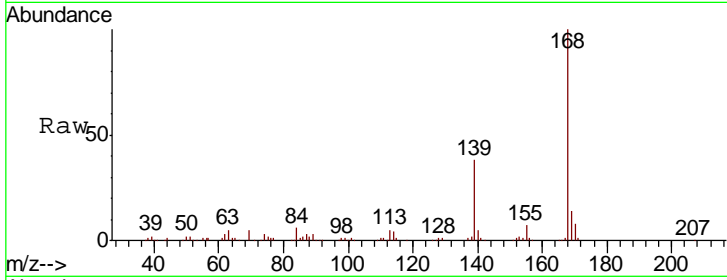




#53  
 Dibenzofuran  
 Concen: 4.783 ng/ul  
 RT: 14.70 min Scan# 1991  
 Delta R.T. 0.00 min  
 Lab File: BN002606.D  
 Acq: 06 Sep 2018 06:33

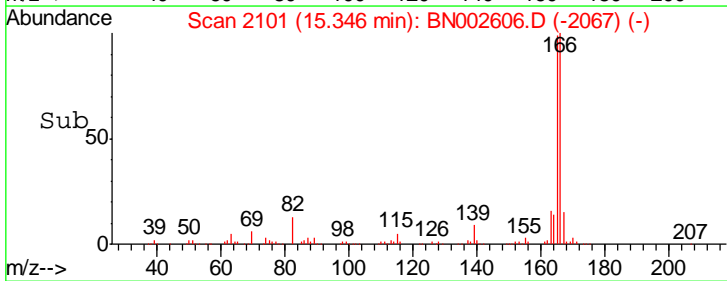
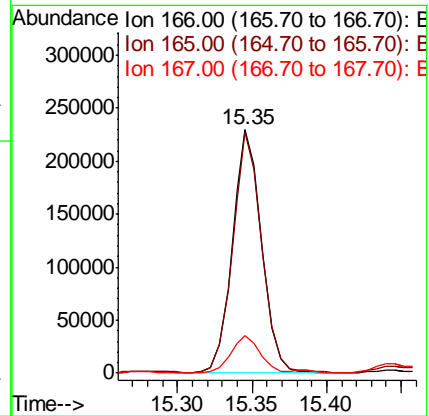
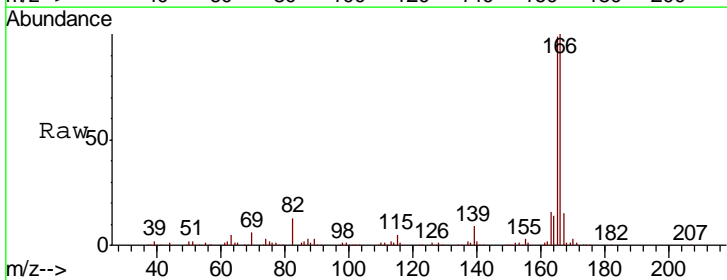
Instrument :  
 BNA\_N  
 ClientSampled :

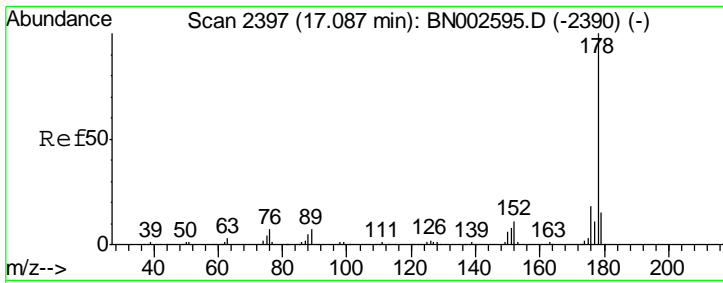
Tgt Ion	Resp	Lower	Upper
168	100		
139	37.8	32.2	48.2



#58  
 Fluorene  
 Concen: 6.866 ng/ul  
 RT: 15.35 min Scan# 2101  
 Delta R.T. 0.00 min  
 Lab File: BN002606.D  
 Acq: 06 Sep 2018 06:33

Tgt Ion	Resp	Lower	Upper
166	100		
165	98.9	78.5	117.7
167	15.5	10.7	16.1



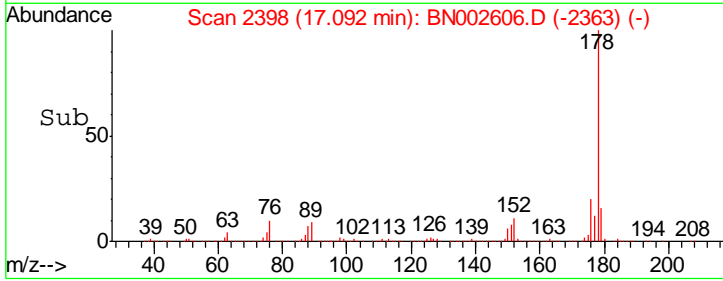
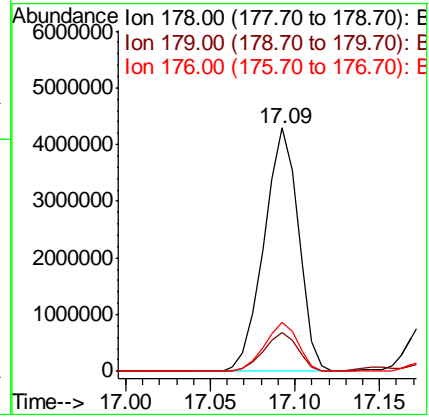
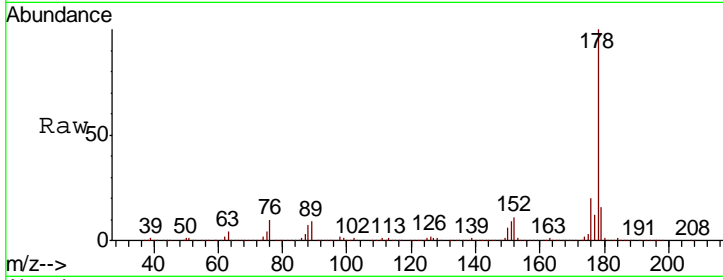


#69  
 Phenanthrene  
 Concen: 88.068 ng/ul  
 RT: 17.09 min Scan# 2398  
 Delta R.T. 0.01 min  
 Lab File: BN002606.D  
 Acq: 06 Sep 2018 06:33

Instrument :  
 BNA\_N  
 ClientSampled :

Tgt Ion:178 Resp: 6113766

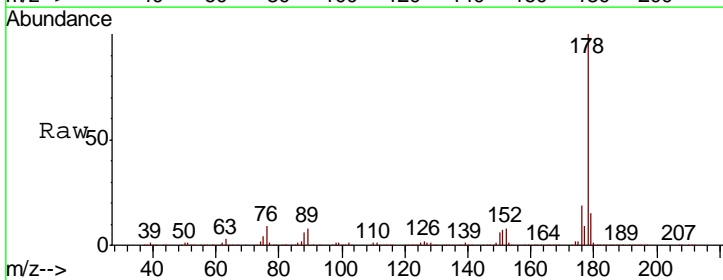
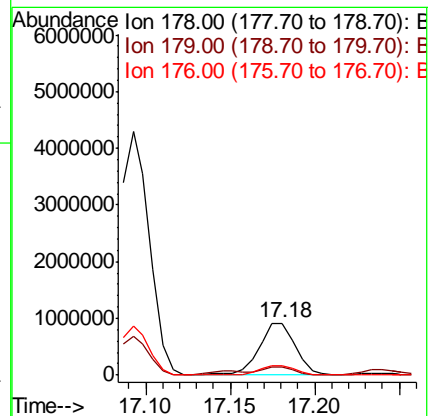
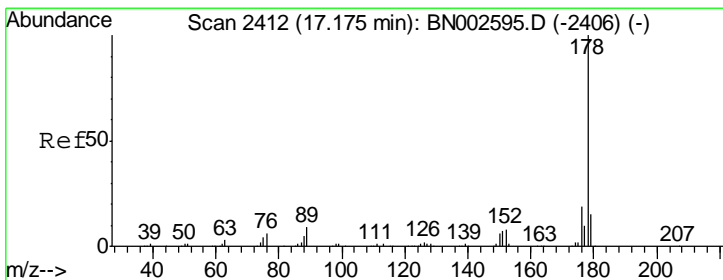
Ion	Ratio	Lower	Upper
178	100		
179	16.1	12.2	18.4
176	20.0	15.6	23.4

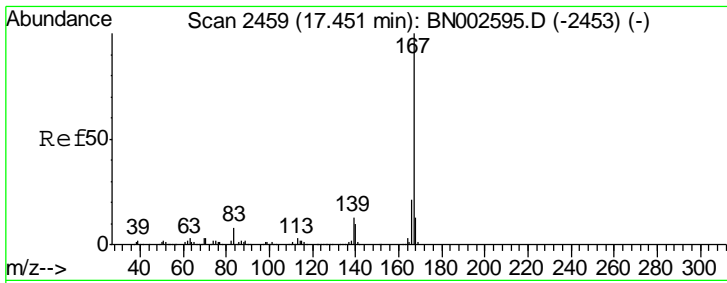


#71  
 Anthracene  
 Concen: 19.360 ng/ul  
 RT: 17.18 min Scan# 2413  
 Delta R.T. 0.01 min  
 Lab File: BN002606.D  
 Acq: 06 Sep 2018 06:33

Tgt Ion:178 Resp: 1363102

Ion	Ratio	Lower	Upper
178	100		
179	15.3	12.1	18.1
176	18.6	14.8	22.2

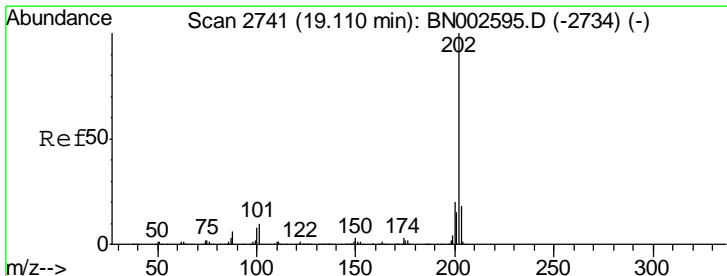
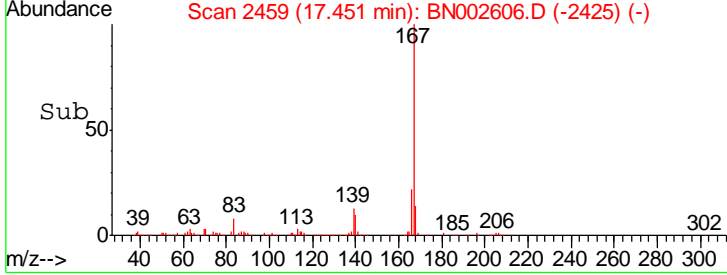
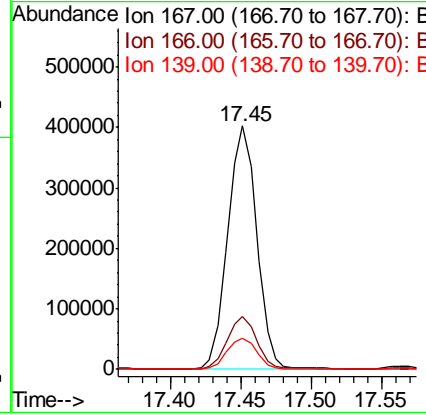
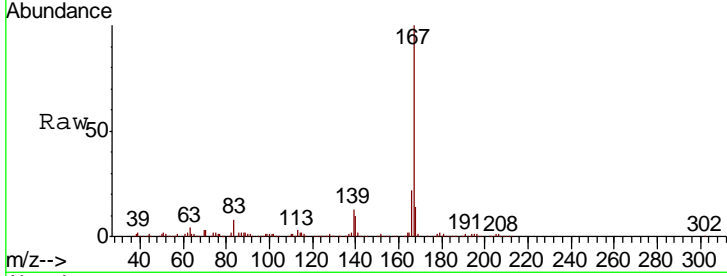




#74  
 Carbazole  
 Concen: 9.186 ng/ul  
 RT: 17.45 min Scan# 2459  
 Delta R.T. 0.00 min  
 Lab File: BN002606.D  
 Acq: 06 Sep 2018 06:33

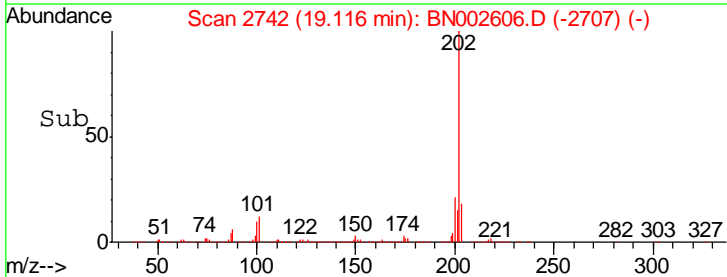
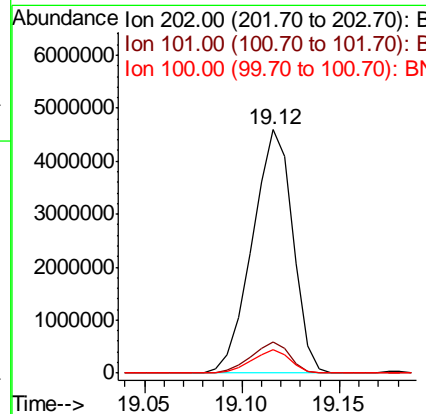
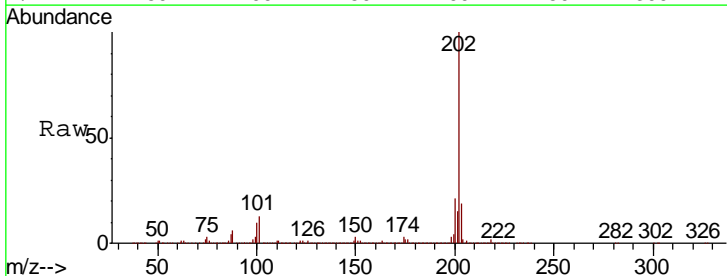
Instrument :  
 BNA\_N  
 ClientSampled :

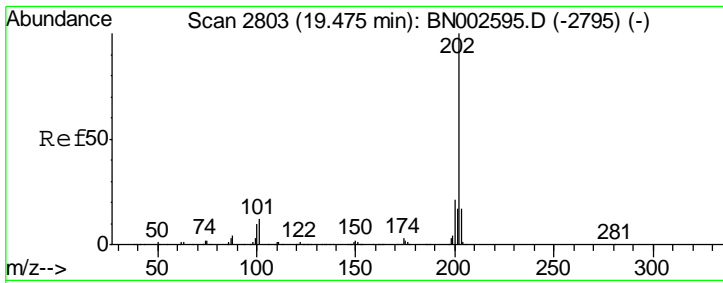
Tgt Ion	Resp	Lower	Upper
167	100		
166	21.8	17.0	25.6
139	12.9	11.0	16.4



#76  
 Fluoranthene  
 Concen: 83.384 ng/ul  
 RT: 19.12 min Scan# 2742  
 Delta R.T. 0.01 min  
 Lab File: BN002606.D  
 Acq: 06 Sep 2018 06:33

Tgt Ion	Resp	Lower	Upper
202	100		
101	12.6	8.8	13.2
100	9.9	6.6	9.8#

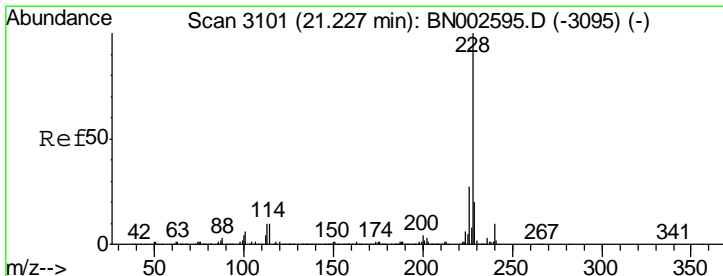
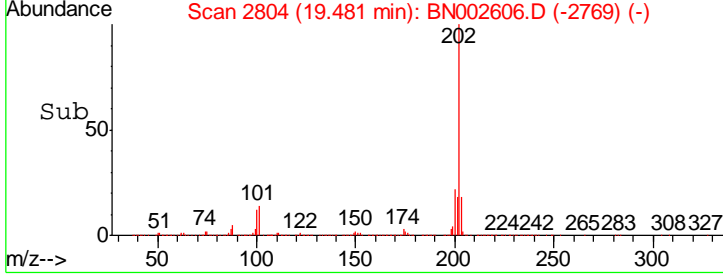
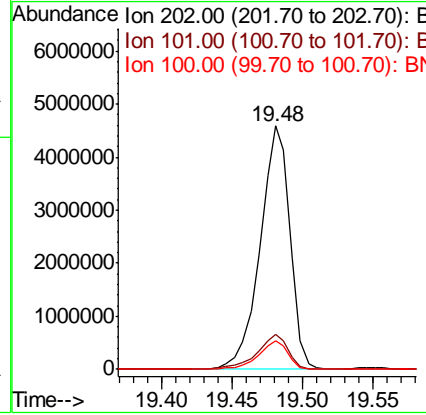
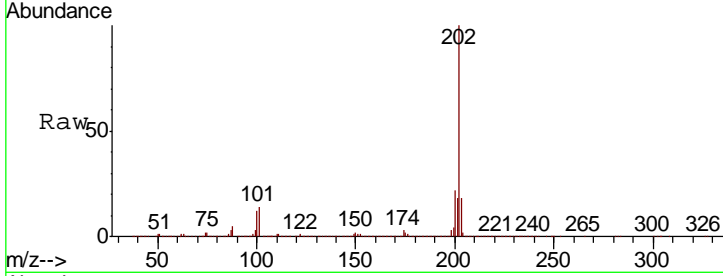




#79  
 Pyrene  
 Concen: 110.205 ng/ul  
 RT: 19.48 min Scan# 2804  
 Delta R.T. 0.01 min  
 Lab File: BN002606.D  
 Acq: 06 Sep 2018 06:33

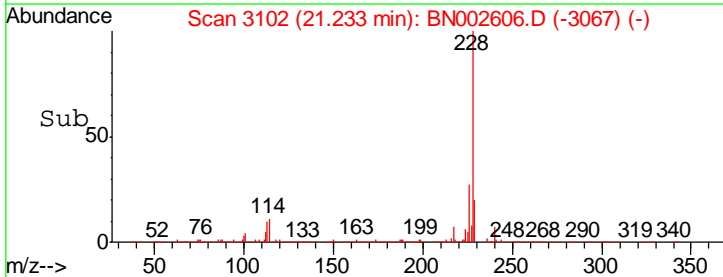
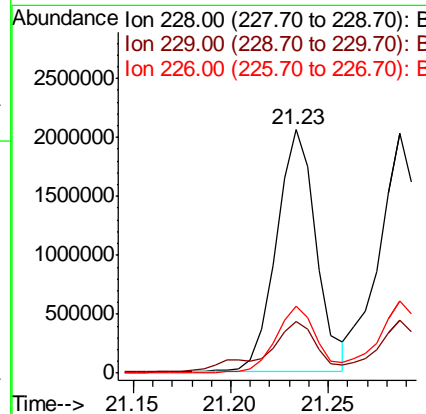
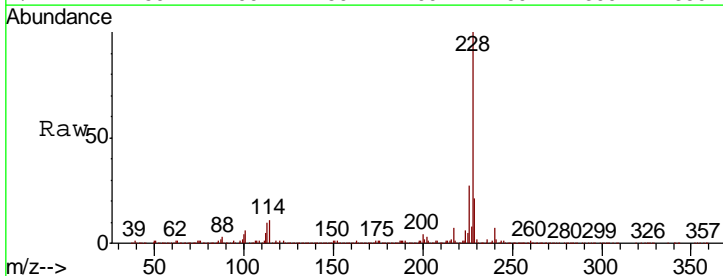
Instrument :  
 BNA\_N  
 ClientSampled :

Tgt Ion	Resp	Lower	Upper
202	6794433		
101	14.4	10.2	15.2
100	11.7	8.5	12.7

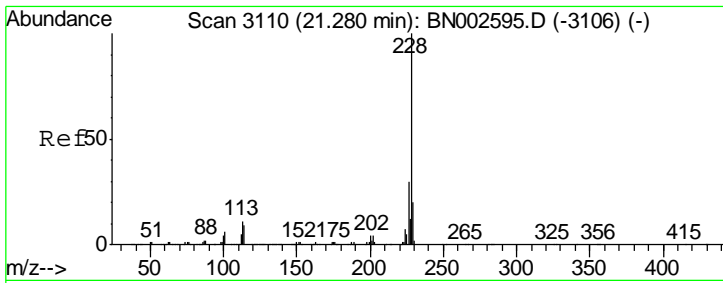


#82  
 Benzo(a)anthracene  
 Concen: 46.611 ng/ul  
 RT: 21.23 min Scan# 3102  
 Delta R.T. 0.01 min  
 Lab File: BN002606.D  
 Acq: 06 Sep 2018 06:33

Tgt Ion	Resp	Lower	Upper
228	2919767		
229	21.0	15.7	23.5
226	27.4	21.8	32.6





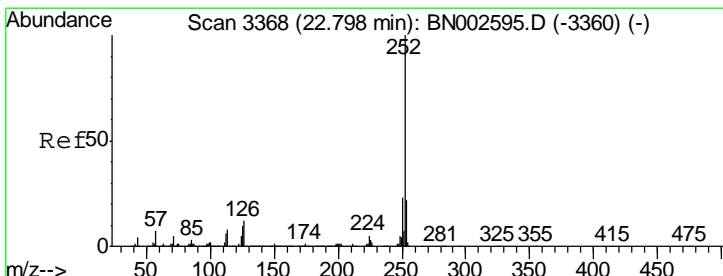
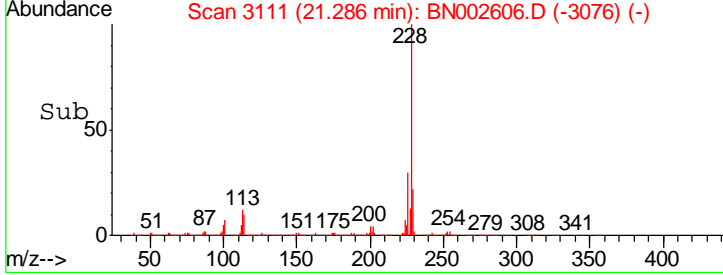
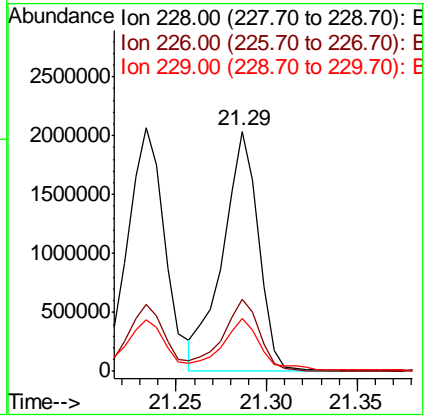
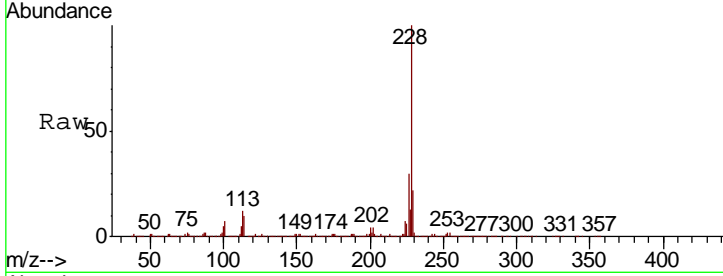


#84  
 Chrysene  
 Concen: 46.799 ng/ul  
 RT: 21.29 min Scan# 3111  
 Delta R.T. 0.01 min  
 Lab File: BN002606.D  
 Acq: 06 Sep 2018 06:33

Instrument :  
 BNA\_N  
 ClientSampled :

Tgt Ion: 228 Resp: 2774584

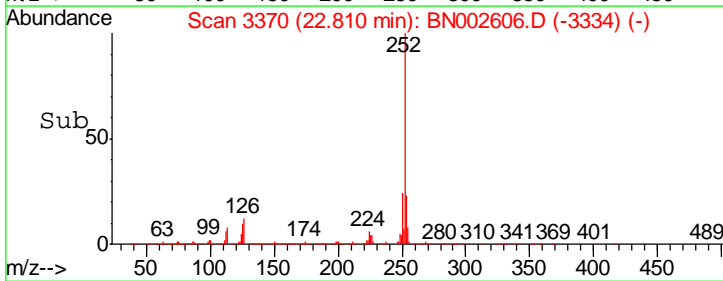
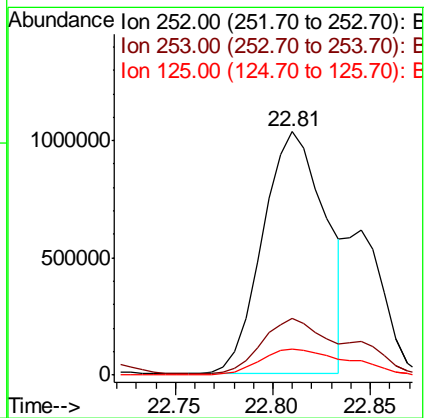
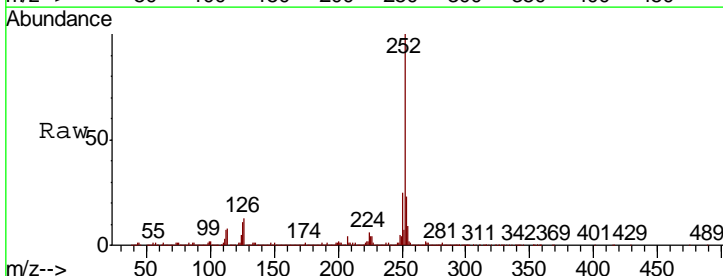
Ion	Ratio	Lower	Upper
228	100		
226	30.0	24.0	36.0
229	22.2	15.6	23.4

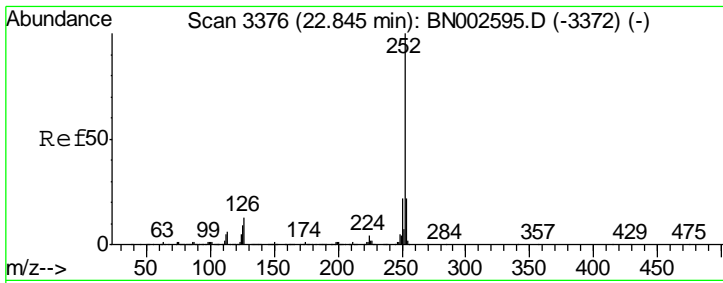


#87  
 Benzo(b)fluoranthene  
 Concen: 45.769 ng/ul  
 RT: 22.81 min Scan# 3370  
 Delta R.T. 0.01 min  
 Lab File: BN002606.D  
 Acq: 06 Sep 2018 06:33

Tgt Ion: 252 Resp: 2310236

Ion	Ratio	Lower	Upper
252	100		
253	23.5	17.5	26.3
125	10.7	8.5	12.7

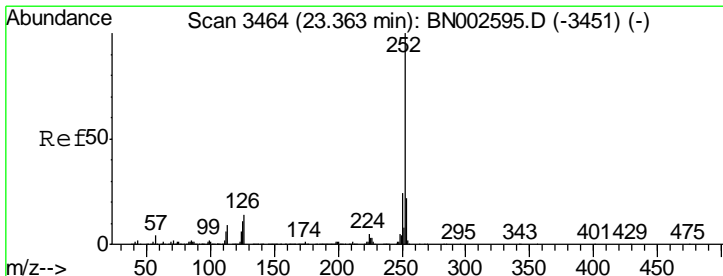
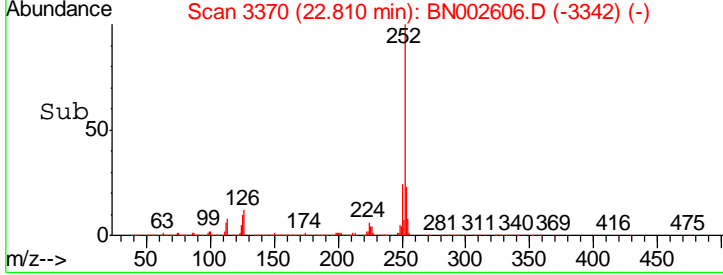
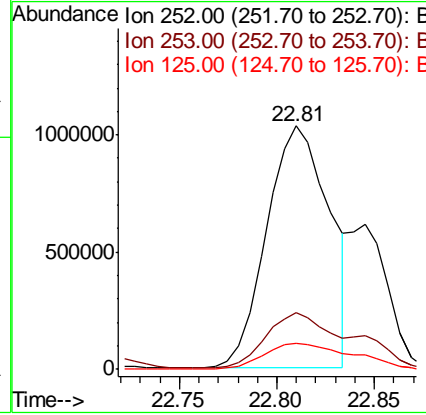
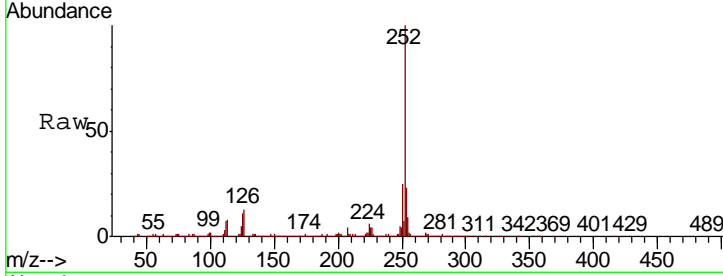




#88  
 Benzo(k)fluoranthene  
 Concen: 48.583 ng/ul  
 RT: 22.81 min Scan# 3370  
 Delta R.T. -0.04 min  
 Lab File: BN002606.D  
 Acq: 06 Sep 2018 06:33

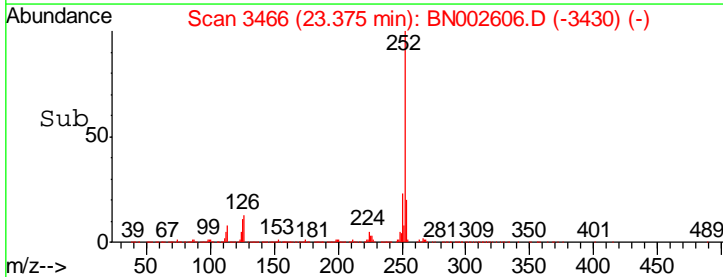
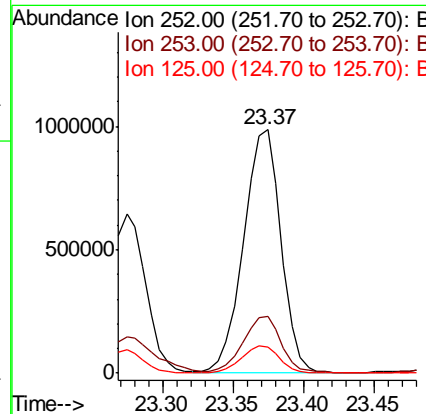
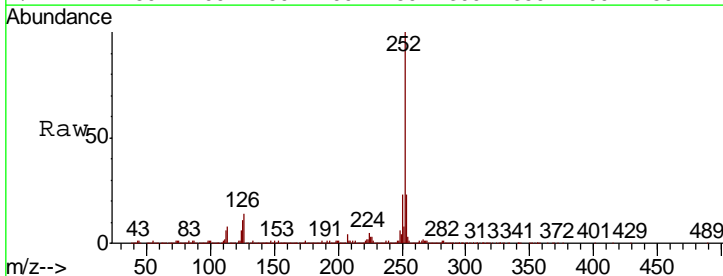
Instrument :  
 BNA\_N  
 ClientSampled :

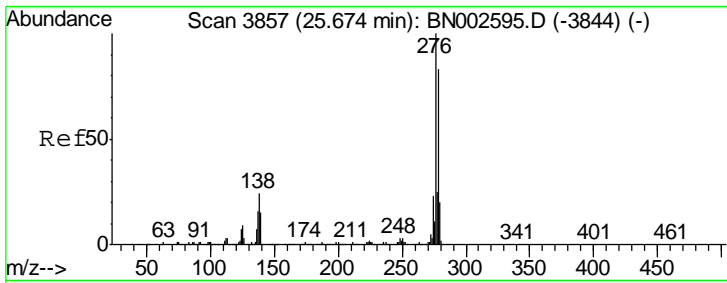
Tgt Ion	Resp	Lower	Upper
252	2310236		
253	100	17.3	25.9
125	10.7	8.2	12.2



#90  
 Benzo(a)pyrene  
 Concen: 37.814 ng/ul  
 RT: 23.37 min Scan# 3466  
 Delta R.T. 0.01 min  
 Lab File: BN002606.D  
 Acq: 06 Sep 2018 06:33

Tgt Ion	Resp	Lower	Upper
252	1818200		
253	100	17.2	25.8
125	10.8	9.0	13.6

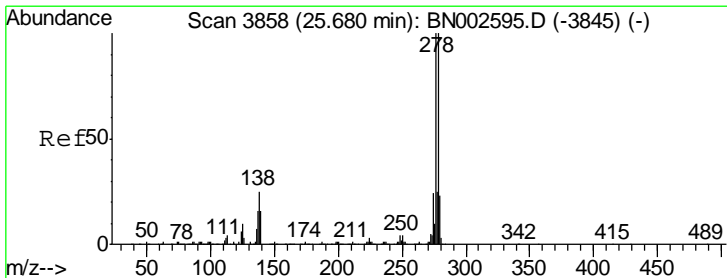
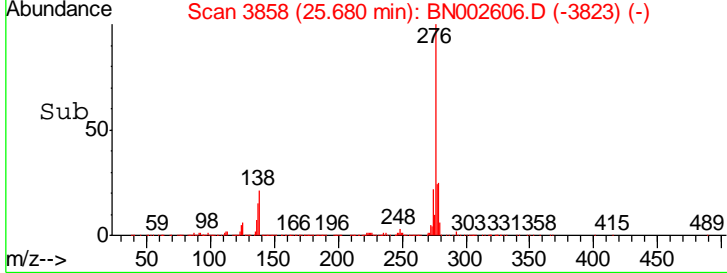
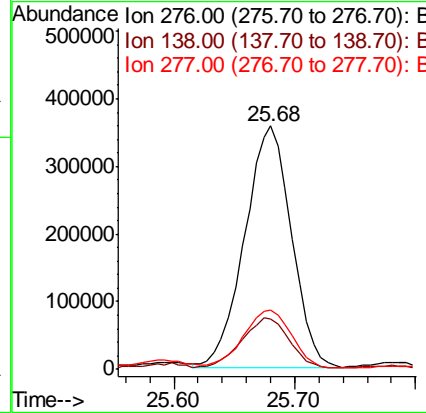
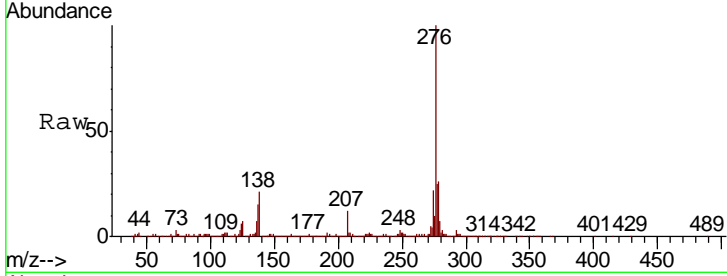




#91  
 Indeno(1,2,3-cd)pyrene  
 Concen: 16.735 ng/ul  
 RT: 25.68 min Scan# 3858  
 Delta R.T. 0.01 min  
 Lab File: BN002606.D  
 Acq: 06 Sep 2018 06:33

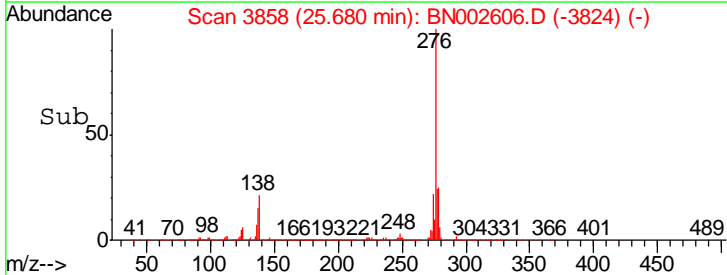
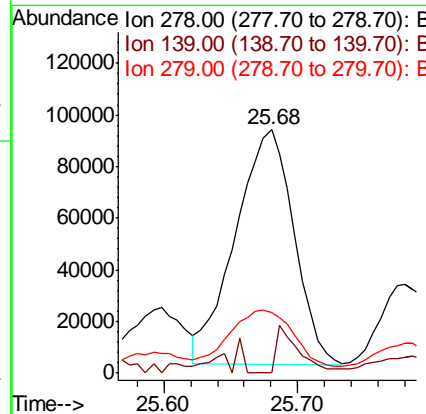
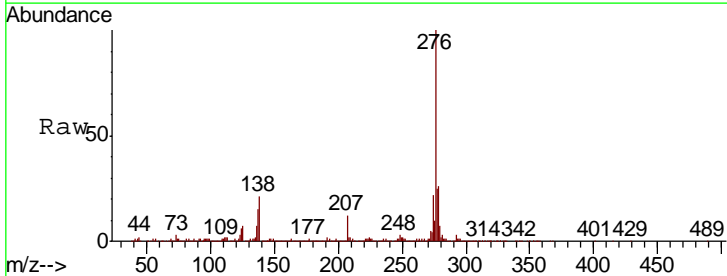
Instrument :  
 BNA\_N  
 ClientSampled :

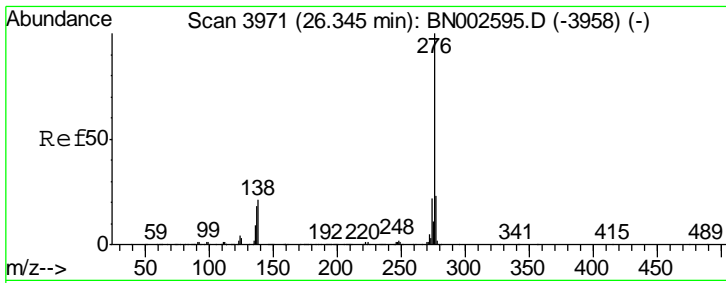
Tgt Ion	Resp	Lower	Upper
276	957253		
138	20.8	22.3	33.5#
277	24.5	20.2	30.2



#92  
 Dibenzo(a,h)anthracene  
 Concen: 5.795 ng/ul  
 RT: 25.68 min Scan# 3858  
 Delta R.T. 0.00 min  
 Lab File: BN002606.D  
 Acq: 06 Sep 2018 06:33

Tgt Ion	Resp	Lower	Upper
278	277121		
139	0.0	13.9	20.9#
279	25.0	19.0	28.4



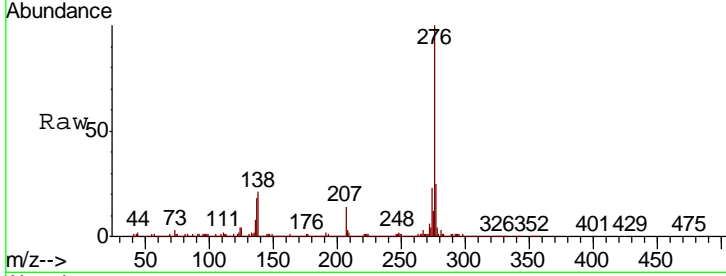


#93

Benzo(a,h,i)perylene  
 Concen: 19.696 ng/ul  
 RT: 26.36 min Scan# 3973  
 Delta R.T. 0.01 min  
 Lab File: BN002606.D  
 Acq: 06 Sep 2018 06:33

Instrument :  
 BNA\_N  
 ClientSampled :

Tot Ion: 276 Resp: 940055  
 Ion Ratio Lower Upper  
 276 100  
 138 21.5 18.9 28.3  
 277 25.0 19.2 28.8



Abundance

Ion 276.00 (275.70 to 276.70): E

Ion 138.00 (137.70 to 138.70): E

Ion 277.00 (276.70 to 277.70): E

