

Data Path : Z:\SVOASRV\HPCHEM1\BNA N\DATA\BN091119\  
 Data File : BN007592.D  
 Acq On : 11 Sep 2019 17:40  
 Operator : HP/JU  
 Sample : PB122993BS  
 Misc :  
 ALS Vial : 8 Sample Multiplier: 1

Instrument :  
 BNA\_N  
 ClientSampled :

Quant Time: Sep 11 18:17:19 2019  
 Quant Method : Z:\SVOASRV\HPCHEM1\BNA N\METHODS\8270-SIM-BN091019.M  
 Quant Title : ASP BNA STANDARDS FOR 5 POINT CALIBRATION  
 QLast Update : Wed Sep 11 14:14:20 2019  
 Response via : Initial Calibration

Internal Standards	R.T.	QIon	Response	Conc	Units	Dev(Min)
1) 1,4-Dichlorobenzene-d4	7.73	152	6394	0.40	ng	0.00
7) Naphthalene-d8	10.49	136	25401	0.40	ng	0.00
13) Acenaphthene-d10	14.35	164	15324	0.40	ng	0.00
19) Phenanthrene-d10	17.08	188	32694	0.40	ng	-0.01
27) Chrysene-d12	21.28	240	34639	0.40	ng	-0.01
34) Perylene-d12	23.51	264	36870	0.40	ng	-0.01

## System Monitoring Compounds

4) 2-Fluorophenol	5.34	112	8386	0.43	ng	0.00
5) Phenol-d6	6.90	99	10791	0.41	ng	0.00
8) Nitrobenzene-d5	8.86	82	9170	0.59	ng	0.00
11) 2-Methylnaphthalene-d10	12.09	152	18521	0.42	ng	0.00
14) 2,4,6-Tribromophenol	15.83	330	2580	0.44	ng	-0.01
15) 2-Fluorobiphenyl	12.97	172	25490	0.40	ng	-0.01
25) Fluoranthene-d10	19.12	212	46134	0.43	ng	0.00
29) Terphenyl-d14	19.73	244	38551	0.43	ng	0.00

## Target Compounds

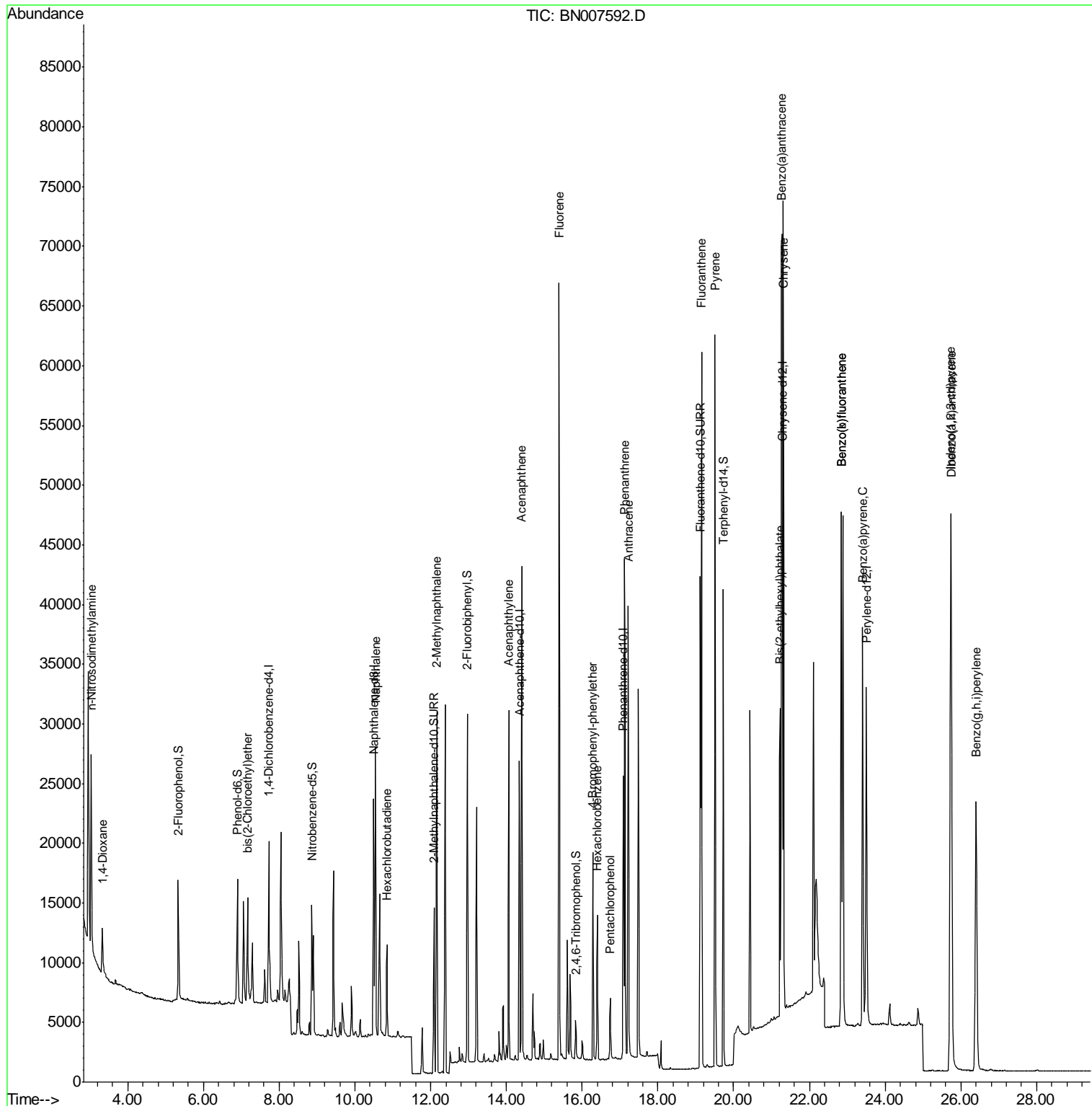
Target Compounds	R.T.	QIon	Response	Conc	Units	Qvalue
2) 1,4-Dioxane	3.33	88	3211	0.519	ng	87
3) n-Nitrosodimethylamine	3.03	42	1912	0.501	ng	# 100
6) bis(2-Chloroethyl)ether	7.16	93	8943	0.666	ng	# 76
9) Naphthalene	10.54	128	31005	0.434	ng	99
10) Hexachlorobutadiene	10.85	225	6483	0.453	ng	# 100
12) 2-Methylnaphthalene	12.16	142	21193	0.423	ng	99
16) Acenaphthylene	14.06	152	32066	0.390	ng	100
17) Acenaphthene	14.40	154	20481	0.394	ng	99
18) Fluorene	15.39	166	26399	0.386	ng	100
20) 4-Bromophenyl-phenylether	16.28	248	8550	0.442	ng	# 86
21) Hexachlorobenzene	16.40	284	9158	0.450	ng	98
22) Pentachlorophenol	16.74	266	2748	0.575	ng	100
23) Phenanthrene	17.12	178	43661	0.433	ng	100
24) Anthracene	17.22	178	40215	0.432	ng	99
26) Fluoranthene	19.15	202	52494	0.429	ng	100
28) Pyrene	19.51	202	53793	0.432	ng	100
30) Benzo(a)anthracene	21.26	228	53281	0.430	ng	100
31) Chrysene	21.31	228	53319	0.423	ng	99
32) Bis(2-ethylhexyl)phthalate	21.23	149	25499	0.601	ng	97
33) Indeno(1,2,3-cd)pyrene	25.73	276	58886	0.442	ng	# 100
35) Benzo(b)fluoranthene	22.84	252	52690	0.402	ng	99
36) Benzo(k)fluoranthene	22.84	252	52690	0.407	ng	99
37) Benzo(a)pyrene	23.41	252	48793	0.419	ng	99
38) Dibenzo(a,h)anthracene	25.75	278	48760	0.417	ng	99
39) Benzo(g,h,i)perylene	26.40	276	47795	0.403	ng	99

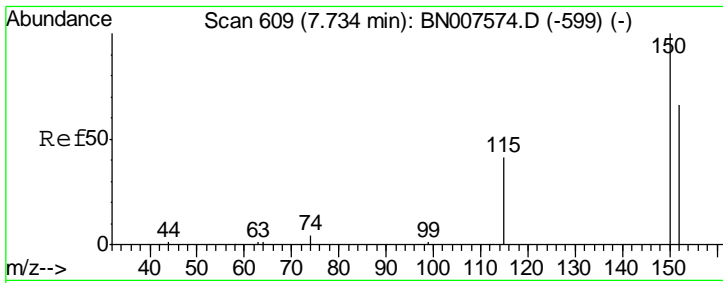
(#) = qualifier out of range (m) = manual integration (+) = signals summed

Data Path : Z:\SVOASRV\HPCHEM1\BNA N\DATA\BN091119\  
 Data File : BN007592.D  
 Acq On : 11 Sep 2019 17:40  
 Operator : HP/JU  
 Sample : PB122993BS  
 Misc :  
 ALS Vial : 8 Sample Multiplier: 1

Instrument :  
 BNA\_N  
 ClientSampled :

Quant Time: Sep 11 18:17:19 2019  
 Quant Method : Z:\SVOASRV\HPCHEM1\BNA N\METHODS\8270-SIM-BN091019.M  
 Quant Title : ASP BNA STANDARDS FOR 5 POINT CALIBRATION  
 QLast Update : Wed Sep 11 14:14:20 2019  
 Response via : Initial Calibration

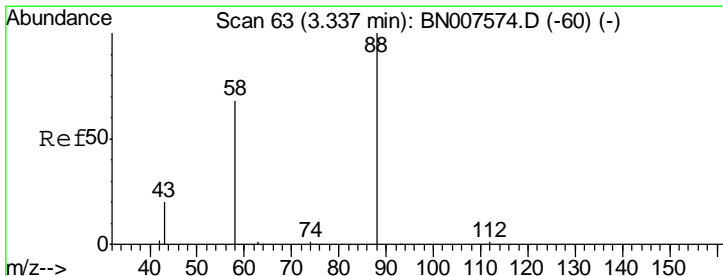
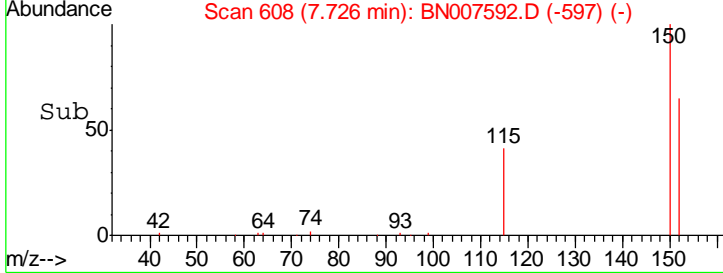
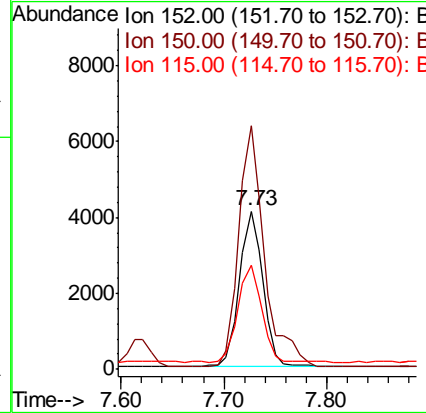
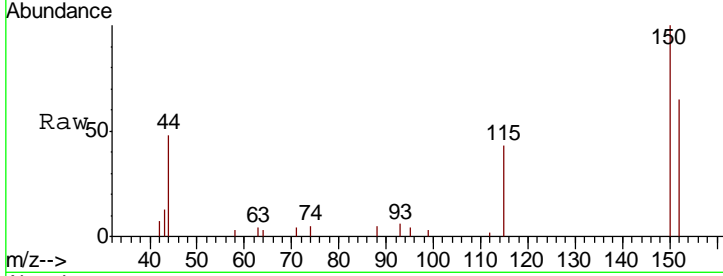




#1  
 1,4-Dichlorobenzene-d4  
 Concen: 0.400 ng  
 RT: 7.73 min Scan# 608  
 Delta R.T. -0.01 min  
 Lab File: BN007592.D  
 Acq: 11 Sep 2019 17:40

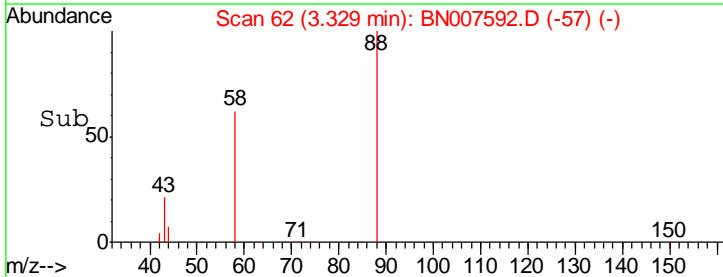
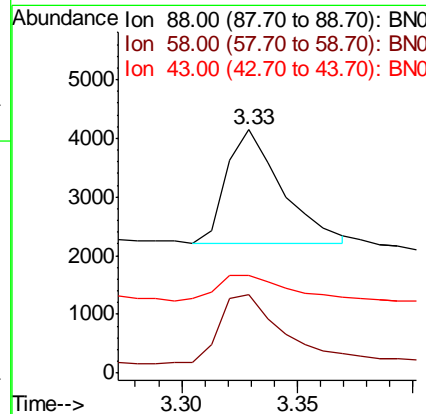
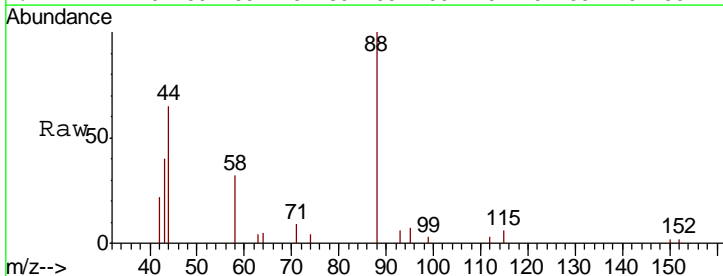
Instrument :  
 BNA\_N  
 ClientSampled :

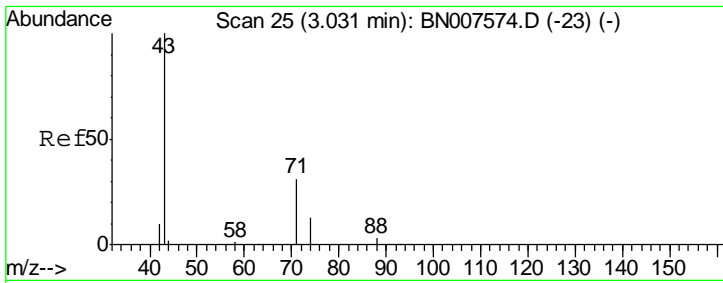
Tgt Ion	Resp	Lower	Upper
152	100		
150	154.3	119.5	179.3
115	66.0	53.0	79.6



#2  
 1,4-Dioxane  
 Concen: 0.519 ng  
 RT: 3.33 min Scan# 62  
 Delta R.T. -0.01 min  
 Lab File: BN007592.D  
 Acq: 11 Sep 2019 17:40

Tgt Ion	Resp	Lower	Upper
88	100		
58	68.2	64.6	96.8
43	28.1	19.2	28.8

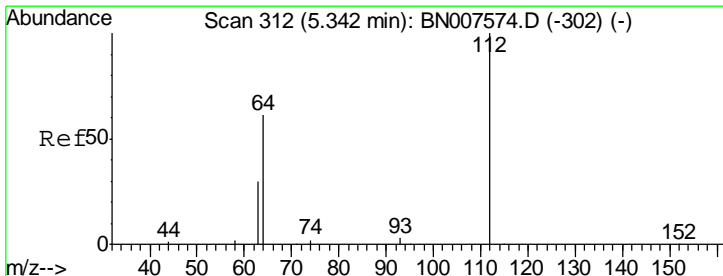
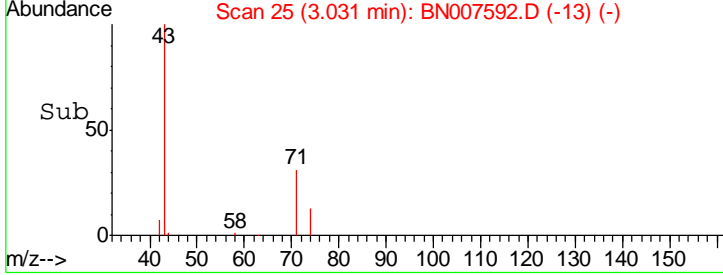
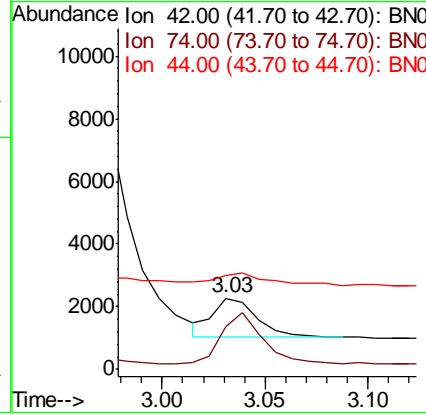
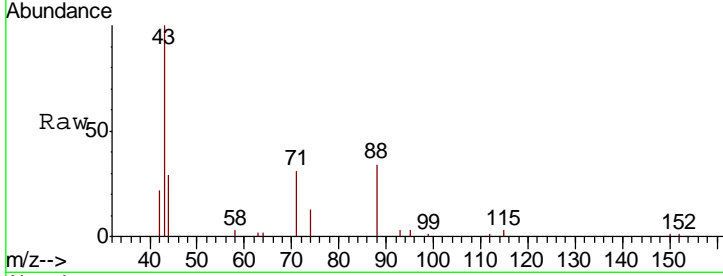




#3  
 n-Nitrosodimethylamine  
 Concen: 0.501 ng  
 RT: 3.03 min Scan# 25  
 Delta R.T. 0.00 min  
 Lab File: BN007592.D  
 Acq: 11 Sep 2019 17:40

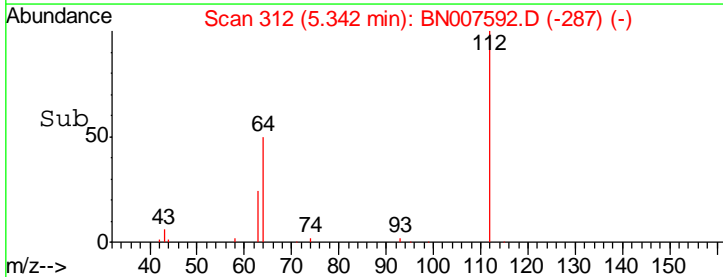
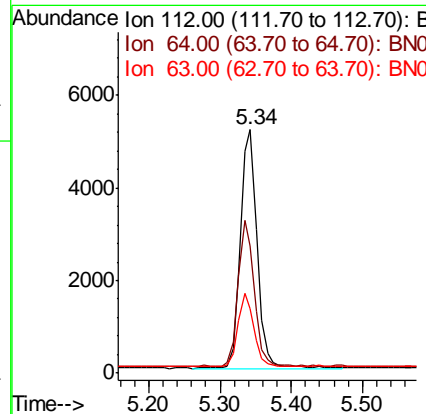
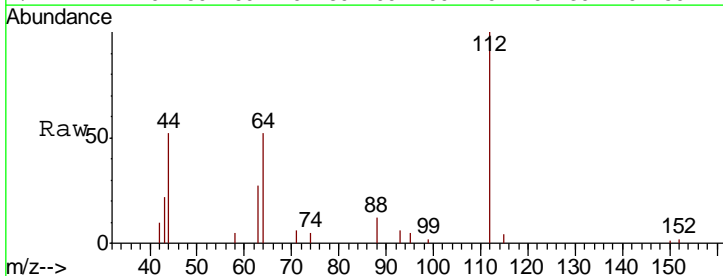
Instrument :  
 BNA\_N  
 ClientSampleId :

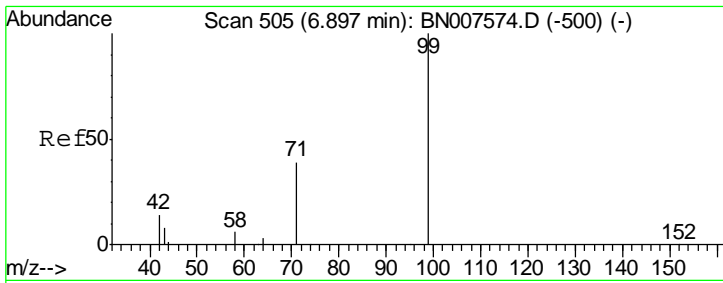
Tgt Ion	Resp	Lower	Upper
42	1912		
42	100		
74	115.8	0.0	0.0#
44	36.4	0.0	0.0#



#4  
 2-Fluorophenol  
 Concen: 0.431 ng  
 RT: 5.34 min Scan# 312  
 Delta R.T. 0.00 min  
 Lab File: BN007592.D  
 Acq: 11 Sep 2019 17:40

Tgt Ion	Resp	Lower	Upper
112	8386		
112	100		
64	58.4	49.2	73.8
63	29.3	26.0	39.0

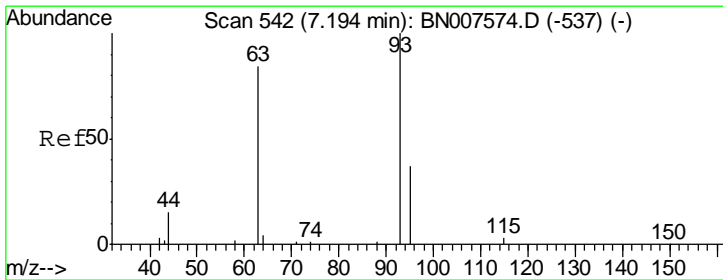
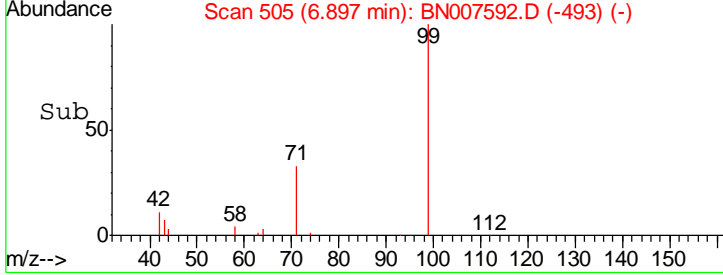
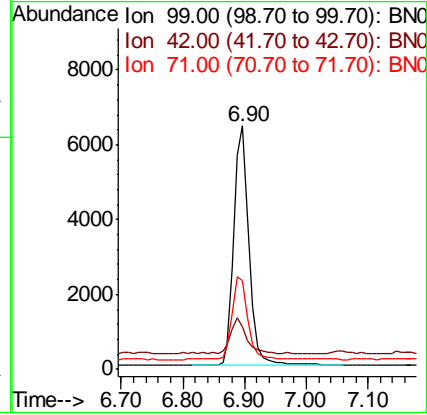
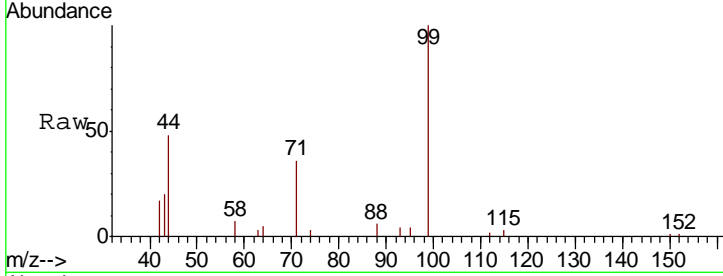




#5  
 Phenol-d6  
 Concen: 0.413 ng  
 RT: 6.90 min Scan# 505  
 Delta R.T. 0.00 min  
 Lab File: BN007592.D  
 Acq: 11 Sep 2019 17:40

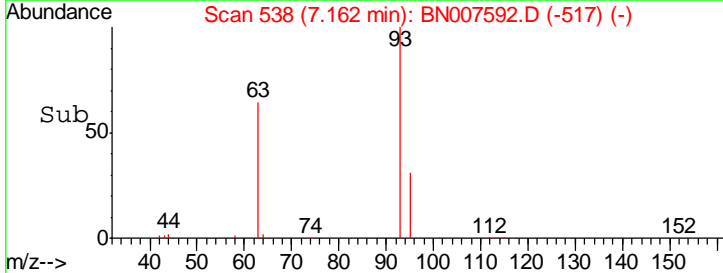
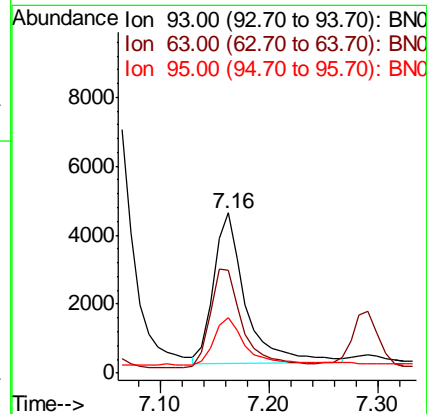
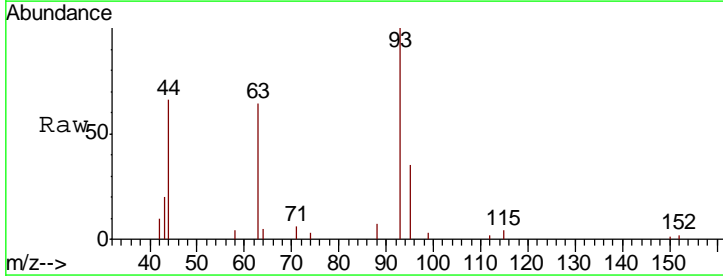
Instrument :  
 BNA\_N  
 ClientSampled :

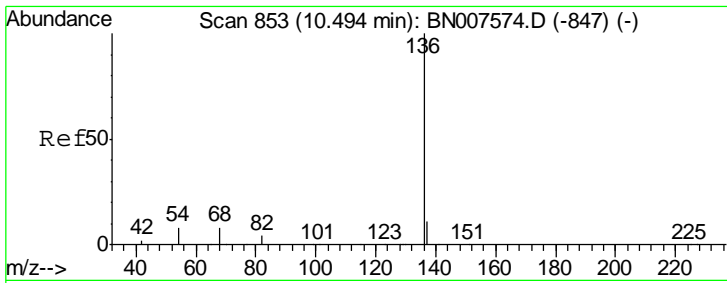
Tgt Ion	Resp	Lower	Upper
99	10791		
42	15.1	11.8	17.8
71	34.6	28.8	43.2



#6  
 bis(2-Chloroethyl)ether  
 Concen: 0.666 ng  
 RT: 7.16 min Scan# 538  
 Delta R.T. -0.03 min  
 Lab File: BN007592.D  
 Acq: 11 Sep 2019 17:40

Tgt Ion	Resp	Lower	Upper
93	8943		
63	67.9	69.8	104.6#
95	32.9	42.8	64.2#

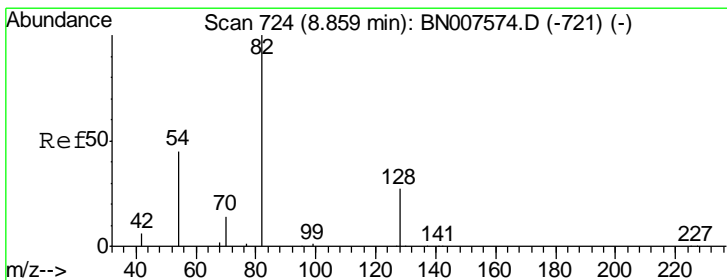
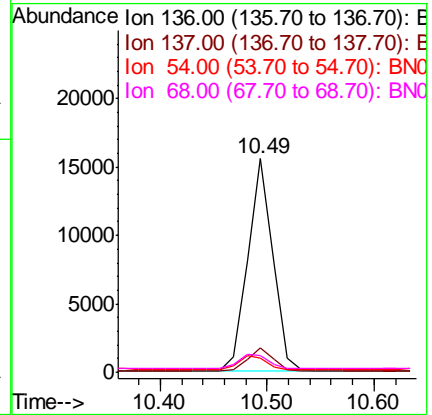
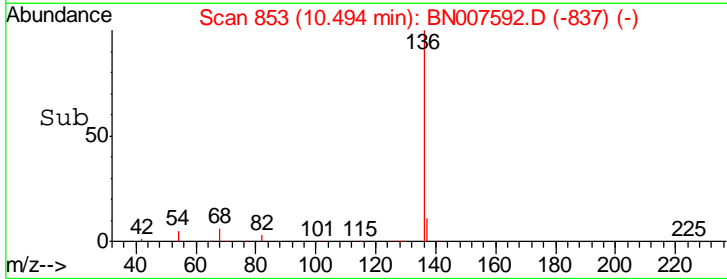
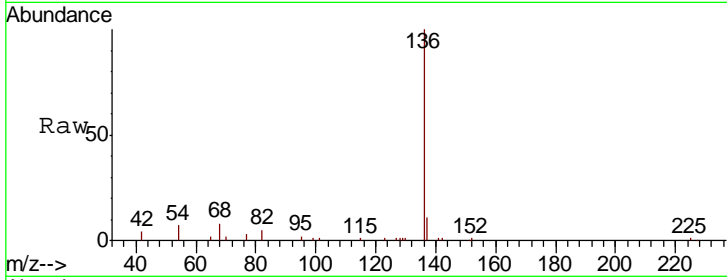




#7  
 Naphthalene-d8  
 Concen: 0.400 ng  
 RT: 10.49 min Scan# 853  
 Delta R.T. 0.00 min  
 Lab File: BN007592.D  
 Acq: 11 Sep 2019 17:40

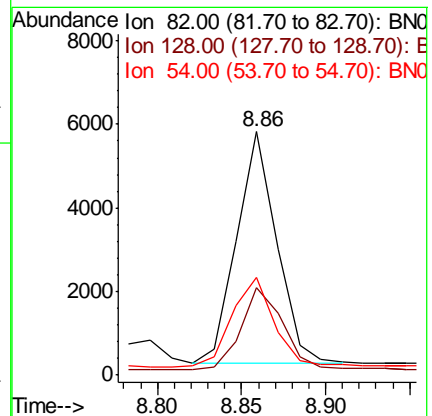
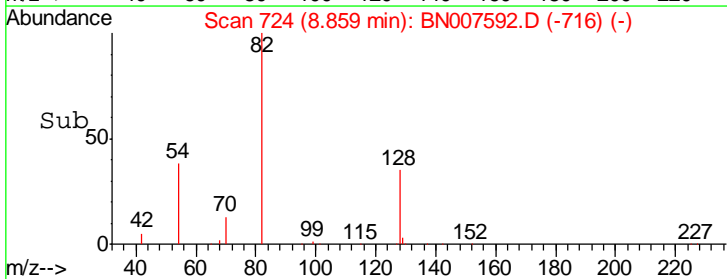
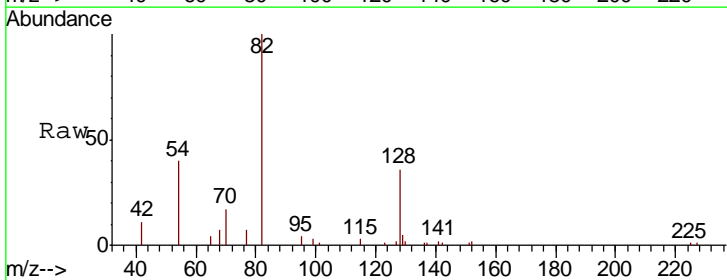
Instrument :  
 BNA\_N  
 ClientSampled :

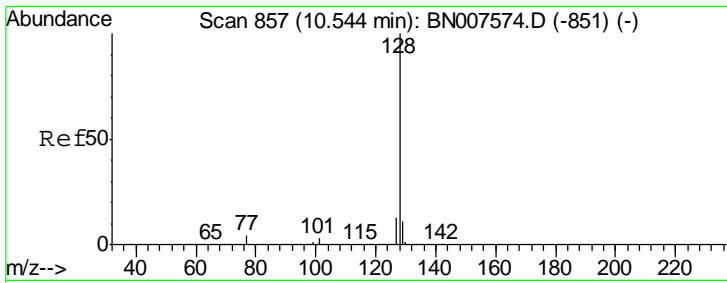
Tgt Ion	Resp	Lower	Upper
136	100		
137	11.5	9.1	13.7
54	6.7	7.5	11.3#
68	7.8	7.9	11.9#



#8  
 Nitrobenzene-d5  
 Concen: 0.593 ng  
 RT: 8.86 min Scan# 724  
 Delta R.T. 0.00 min  
 Lab File: BN007592.D  
 Acq: 11 Sep 2019 17:40

Tgt Ion	Resp	Lower	Upper
82	100		
128	35.7	23.4	35.2#
54	40.0	38.2	57.2

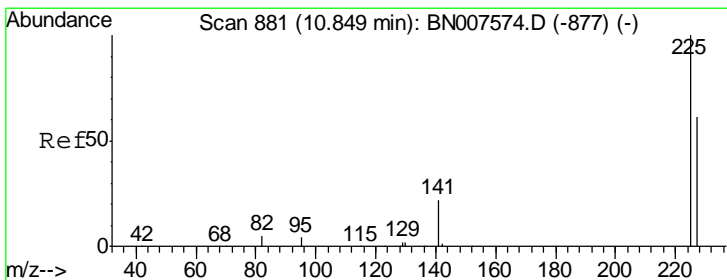
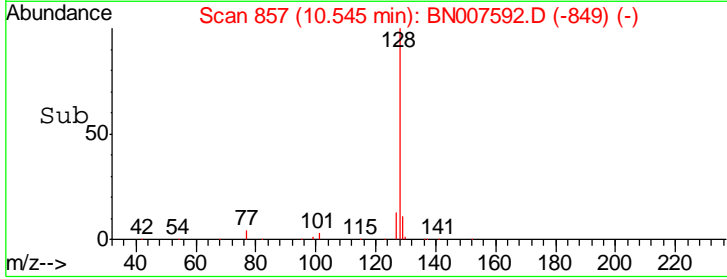
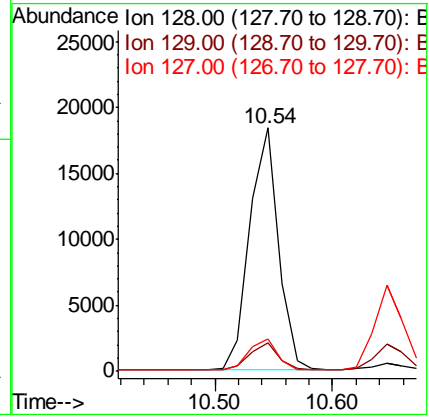
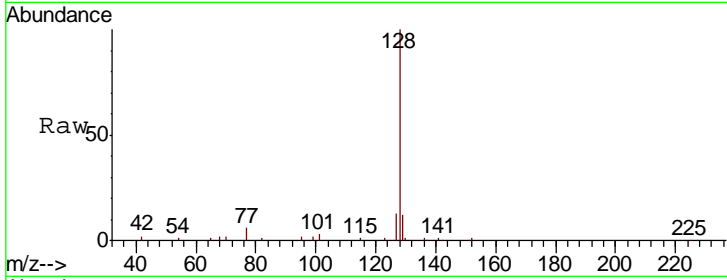




#9  
 Naphthalene  
 Concen: 0.434 ng  
 RT: 10.54 min Scan# 857  
 Delta R.T. 0.00 min  
 Lab File: BN007592.D  
 Acq: 11 Sep 2019 17:40

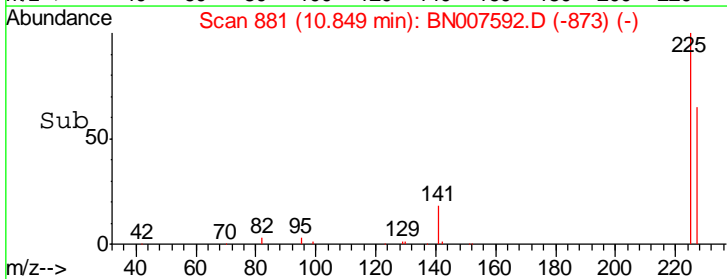
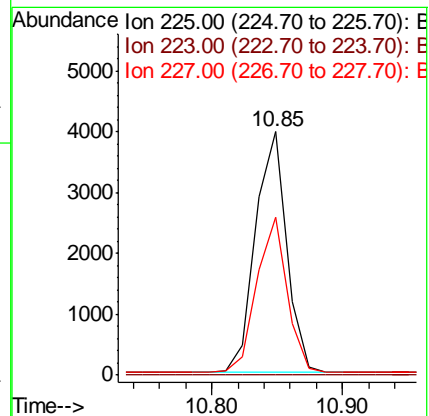
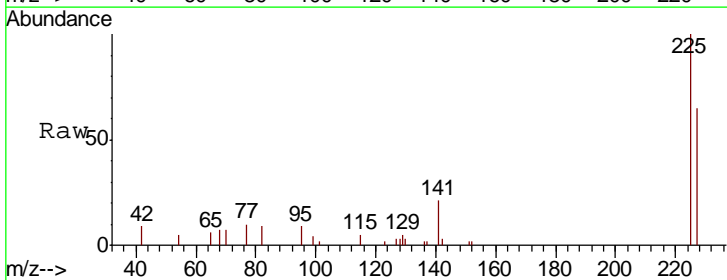
Instrument :  
 BNA\_N  
 ClientSampled :

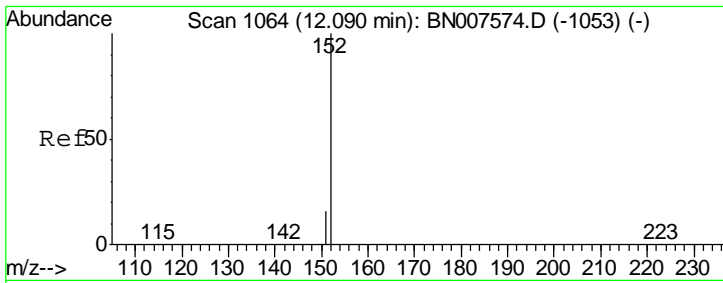
Tgt Ion	Resp	Lower	Upper
128	31005		
129	11.5	9.3	13.9
127	13.1	11.0	16.4



#10  
 Hexachlorobutadiene  
 Concen: 0.453 ng  
 RT: 10.85 min Scan# 881  
 Delta R.T. 0.00 min  
 Lab File: BN007592.D  
 Acq: 11 Sep 2019 17:40

Tgt Ion	Resp	Lower	Upper
225	6483		
223	0.0	0.0	0.0
227	63.0	50.4	75.6

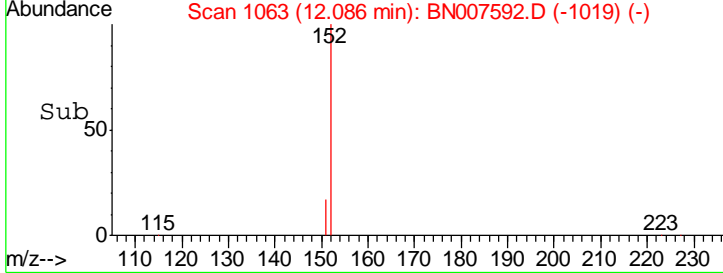
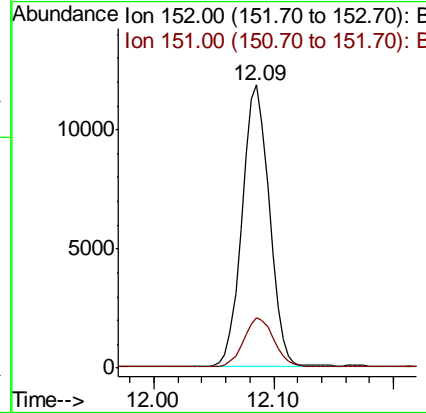
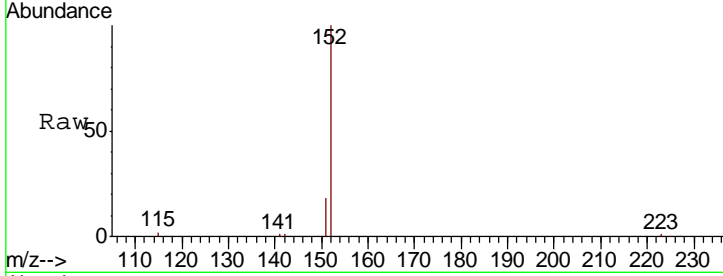




#11  
 2-Methylnaphthalene-d10  
 Concen: 0.422 ng  
 RT: 12.09 min Scan# 1063  
 Delta R.T. -0.00 min  
 Lab File: BN007592.D  
 Acq: 11 Sep 2019 17:40

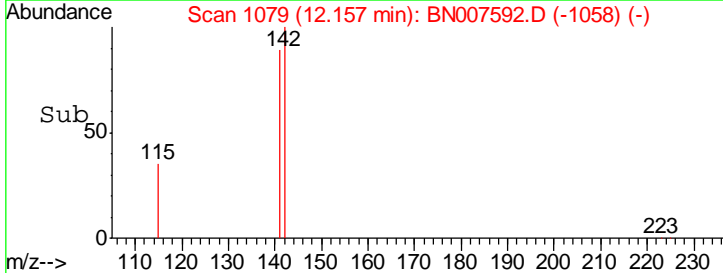
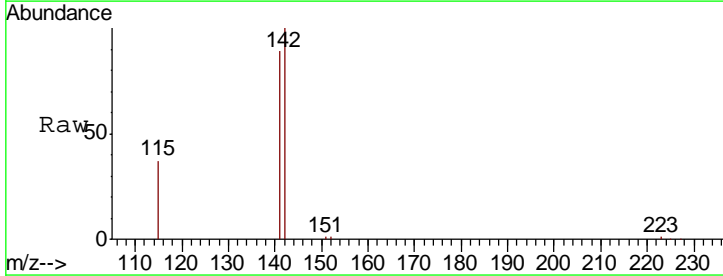
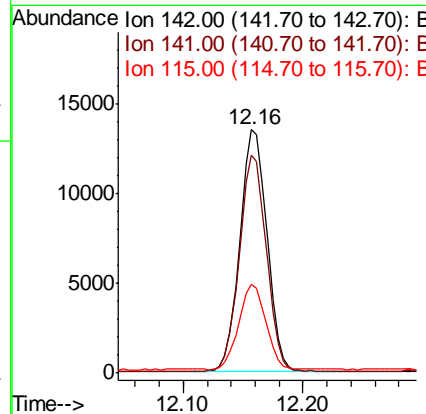
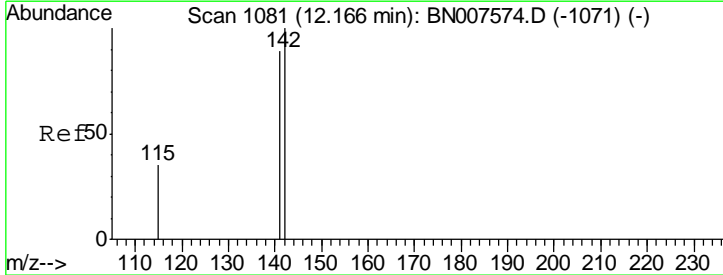
Instrument :  
 BNA\_N  
 ClientSampled :

Tgt Ion	Resp	Lower	Upper
152	18521		
151	19.3	15.3	22.9

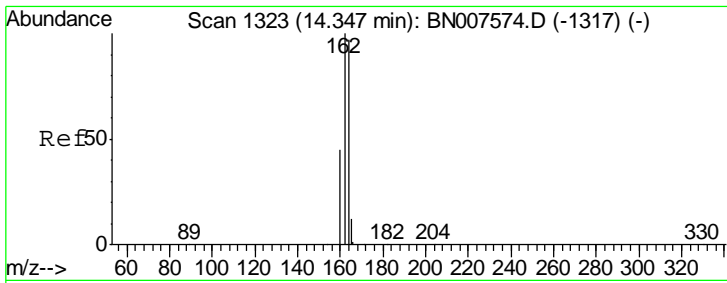


#12  
 2-Methylnaphthalene  
 Concen: 0.423 ng  
 RT: 12.16 min Scan# 1079  
 Delta R.T. -0.01 min  
 Lab File: BN007592.D  
 Acq: 11 Sep 2019 17:40

Tgt Ion	Resp	Lower	Upper
142	21193		
141	89.3	71.0	106.6
115	36.6	29.1	43.7



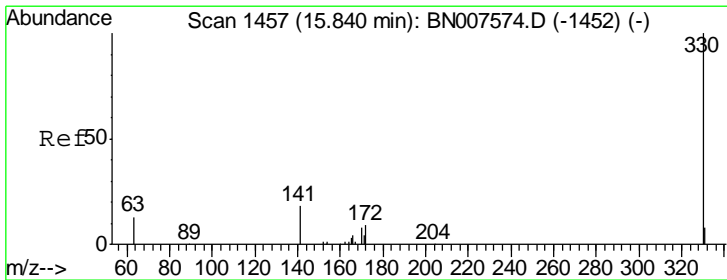
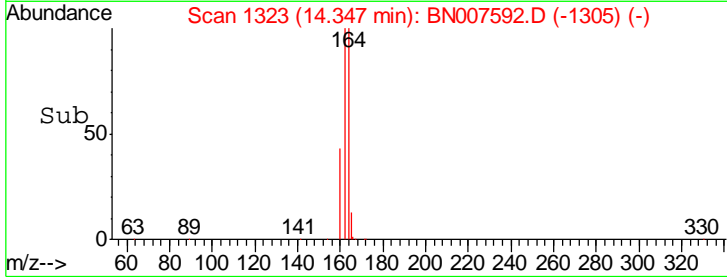
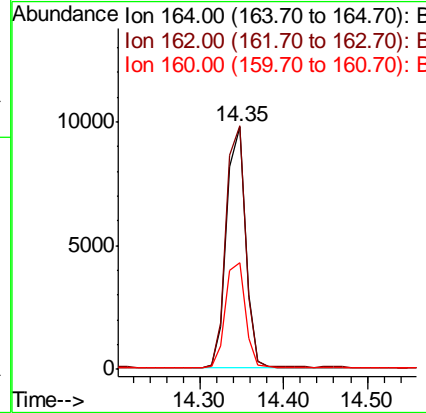
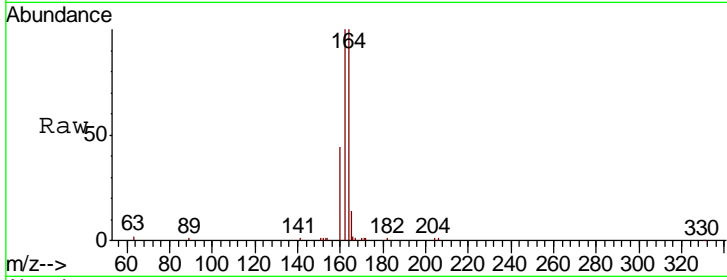




#13  
 Acenaphthene-d10  
 Concen: 0.400 ng  
 RT: 14.35 min Scan# 1323  
 Delta R.T. 0.00 min  
 Lab File: BN007592.D  
 Acq: 11 Sep 2019 17:40

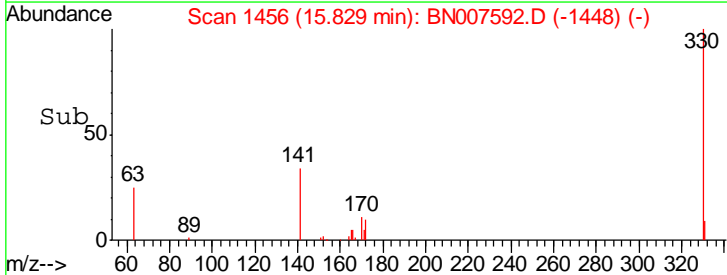
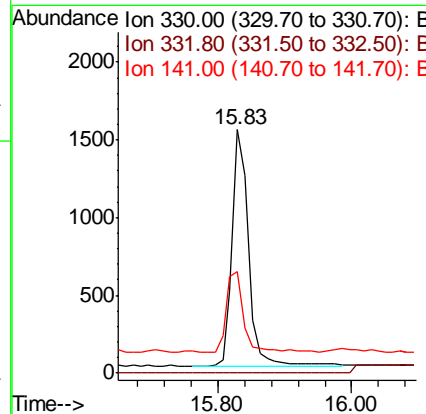
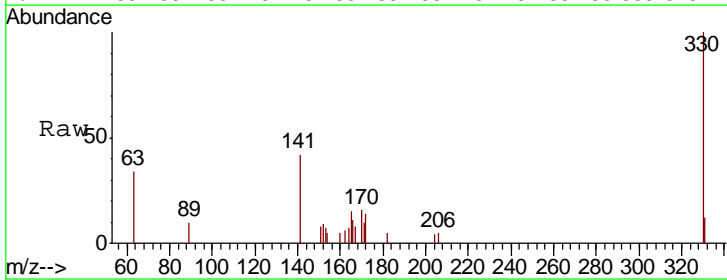
Instrument :  
 BNA\_N  
 ClientSampled :

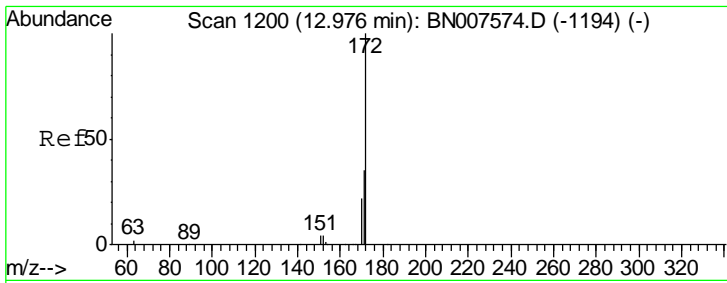
Tgt Ion	Resp	Lower	Upper
164	15324		
162	100.2	82.2	123.2
160	43.7	37.4	56.0



#14  
 2,4,6-Tribromophenol  
 Concen: 0.443 ng  
 RT: 15.83 min Scan# 1456  
 Delta R.T. -0.01 min  
 Lab File: BN007592.D  
 Acq: 11 Sep 2019 17:40

Tgt Ion	Resp	Lower	Upper
330	2580		
332	0.0	0.0	0.0
141	37.1	30.6	45.8

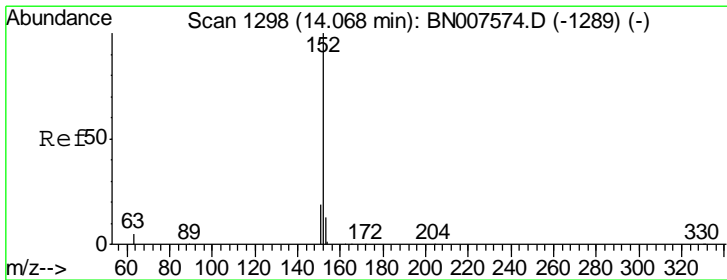
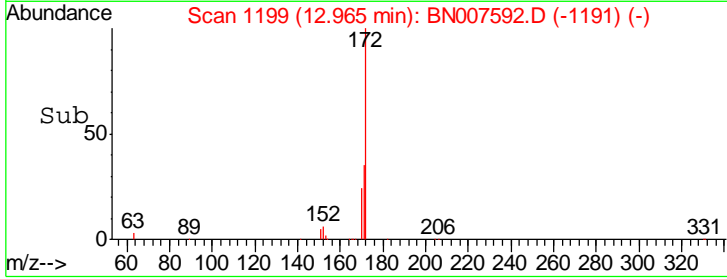
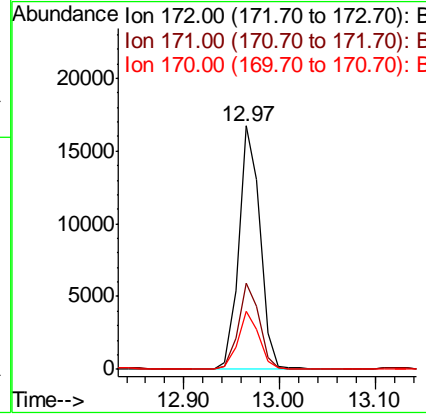
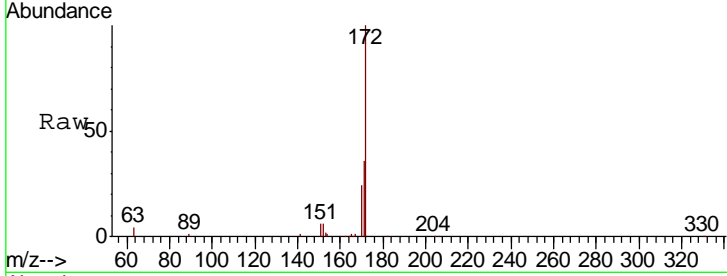




#15  
 2-Fluorobiphenyl  
 Concen: 0.402 ng  
 RT: 12.97 min Scan# 1199  
 Delta R.T. -0.01 min  
 Lab File: BN007592.D  
 Acq: 11 Sep 2019 17:40

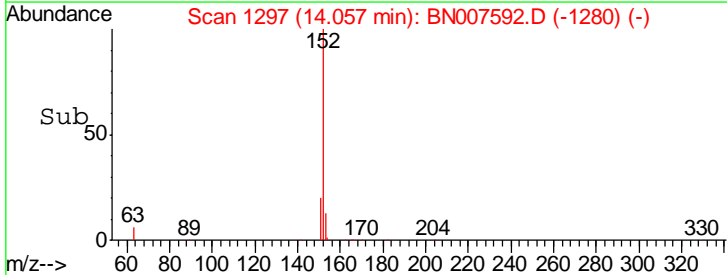
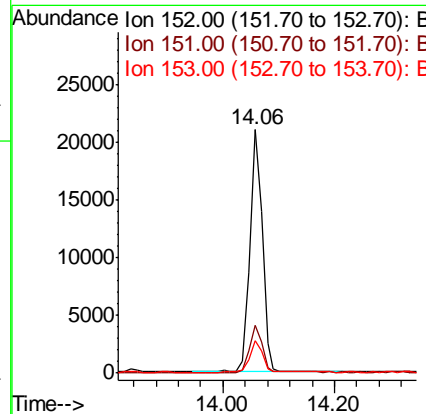
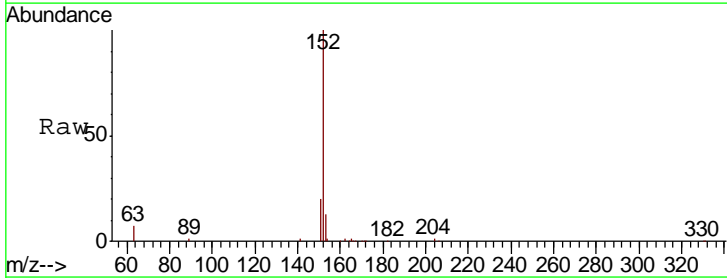
Instrument :  
 BNA\_N  
 ClientSampled :

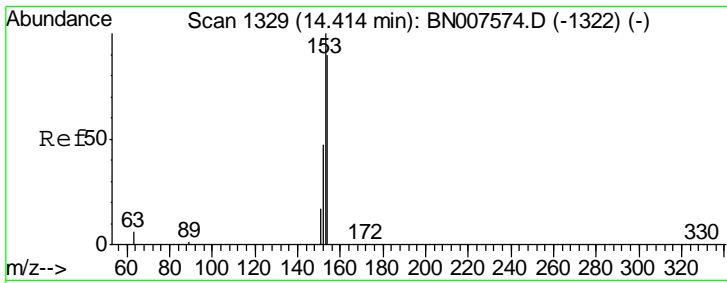
Tgt Ion	Resp	Lower	Upper
172	100		
171	35.6	28.2	42.2
170	24.0	18.3	27.5



#16  
 Acenaphthylene  
 Concen: 0.390 ng  
 RT: 14.06 min Scan# 1297  
 Delta R.T. -0.01 min  
 Lab File: BN007592.D  
 Acq: 11 Sep 2019 17:40

Tgt Ion	Resp	Lower	Upper
152	100		
151	19.4	15.8	23.6
153	13.1	10.4	15.6

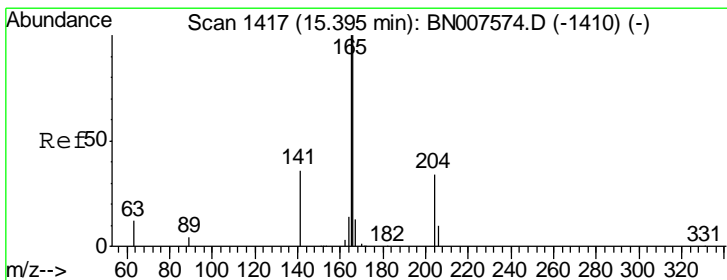
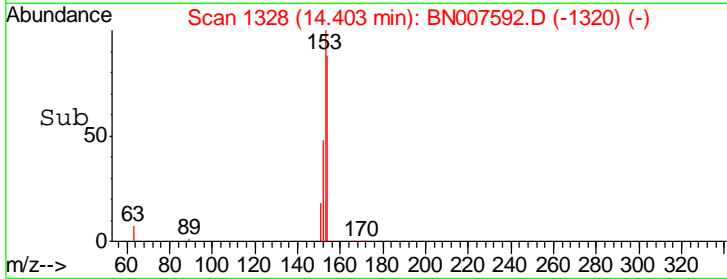
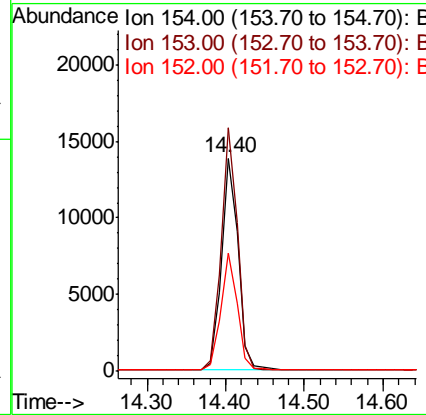
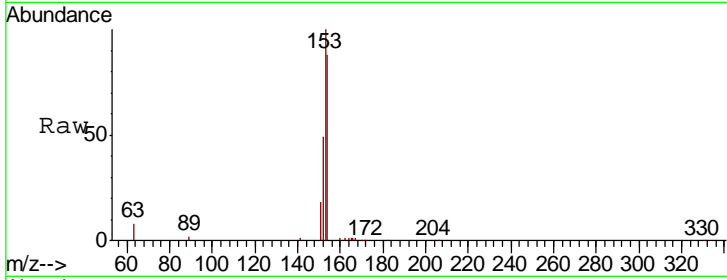




#17  
 Acenaphthene  
 Concen: 0.394 ng  
 RT: 14.40 min Scan# 1328  
 Delta R.T. -0.01 min  
 Lab File: BN007592.D  
 Acq: 11 Sep 2019 17:40

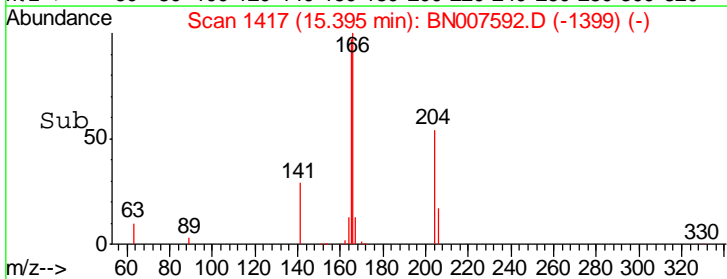
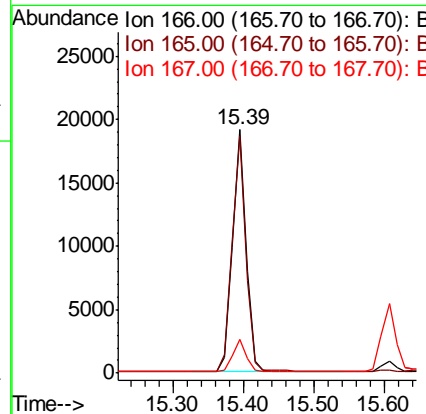
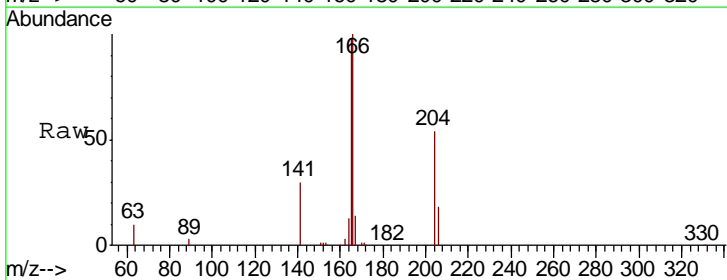
Instrument :  
 BNA\_N  
 ClientSampled :

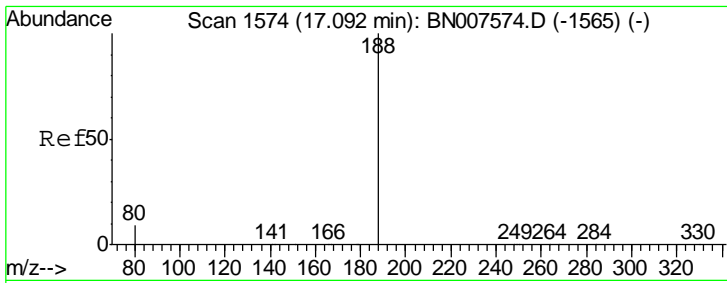
Tgt Ion	Resp	Lower	Upper
154	100		
153	111.1	89.4	134.2
152	53.8	43.4	65.0



#18  
 Fluorene  
 Concen: 0.386 ng  
 RT: 15.39 min Scan# 1417  
 Delta R.T. 0.00 min  
 Lab File: BN007592.D  
 Acq: 11 Sep 2019 17:40

Tgt Ion	Resp	Lower	Upper
166	100		
165	97.4	77.8	116.6
167	13.6	11.0	16.4

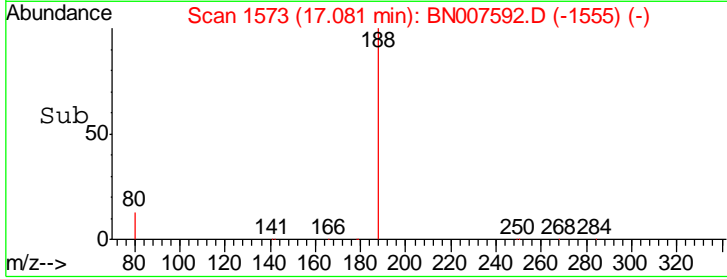
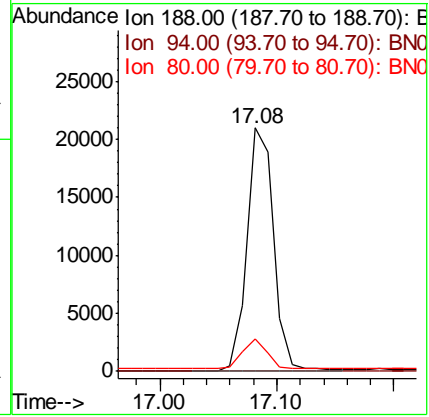
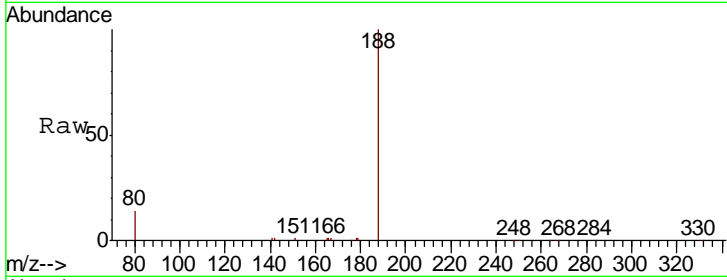




#19  
 Phenanthrene-d10  
 Concen: 0.400 ng  
 RT: 17.08 min Scan# 1573  
 Delta R.T. -0.01 min  
 Lab File: BN007592.D  
 Acq: 11 Sep 2019 17:40

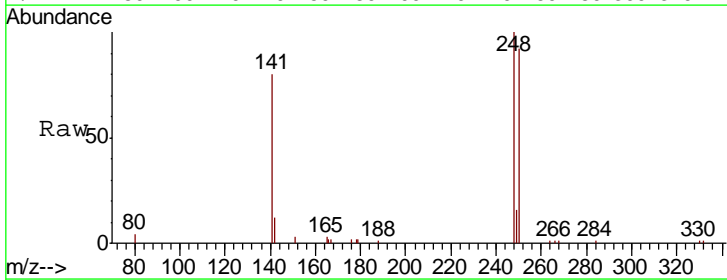
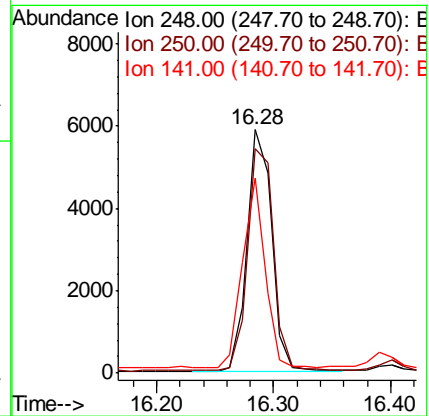
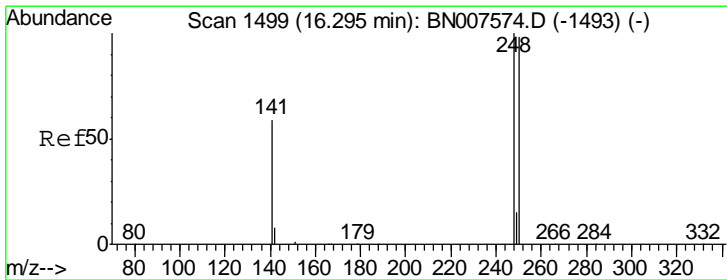
Instrument :  
 BNA\_N  
 ClientSampled :

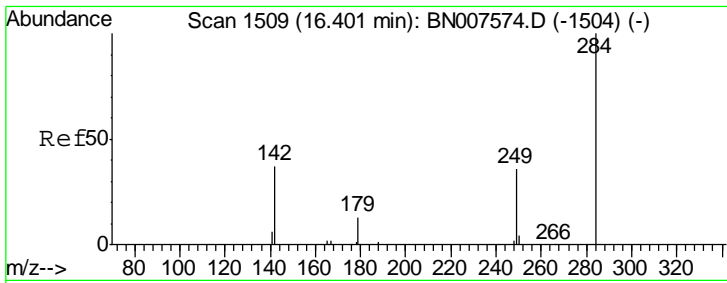
Tgt Ion	Resp	Lower	Upper
188	32694		
94	0.0	0.0	0.0
80	13.6	8.1	12.1#



#20  
 4-Bromophenyl-phenylether  
 Concen: 0.442 ng  
 RT: 16.28 min Scan# 1498  
 Delta R.T. -0.01 min  
 Lab File: BN007592.D  
 Acq: 11 Sep 2019 17:40

Tgt Ion	Resp	Lower	Upper
248	8550		
250	92.1	78.9	118.3
141	80.1	48.3	72.5#

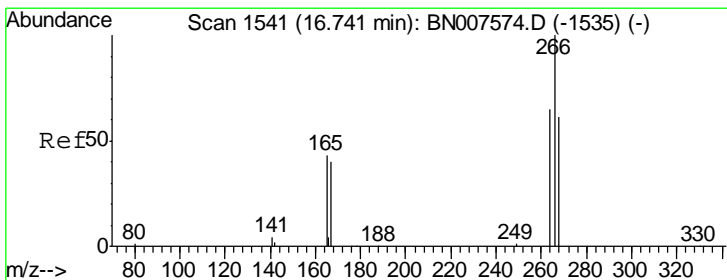
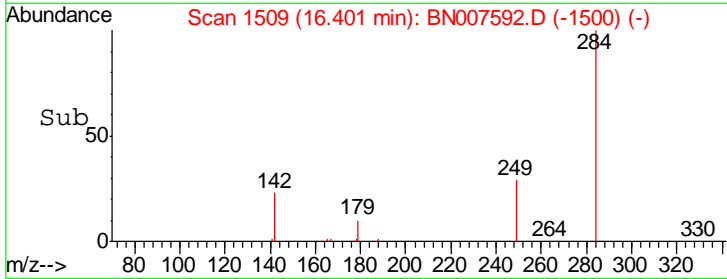
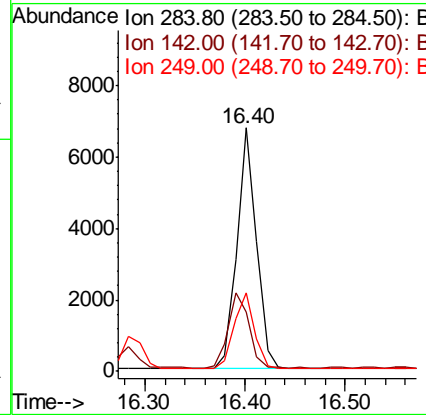
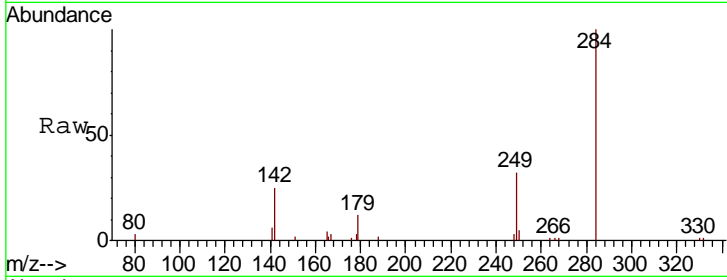




#21  
 Hexachlorobenzene  
 Concen: 0.450 ng  
 RT: 16.40 min Scan# 1509  
 Delta R.T. 0.00 min  
 Lab File: BN007592.D  
 Acq: 11 Sep 2019 17:40

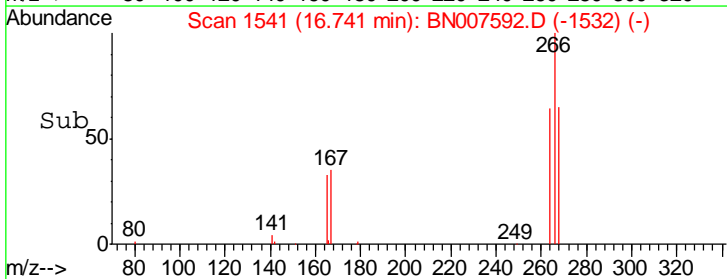
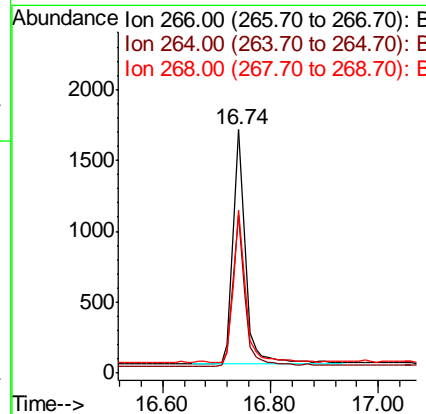
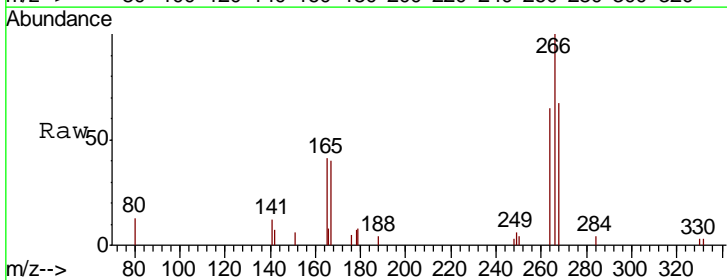
Instrument :  
 BNA\_N  
 ClientSampled :

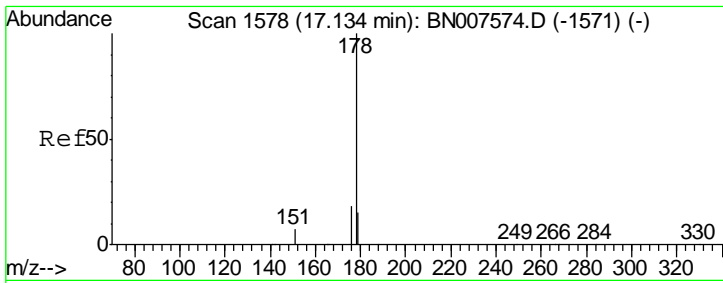
Tgt Ion	Resp	Lower	Upper
284	9158		
142	33.3	27.9	41.9
249	32.6	26.0	39.0



#22  
 Pentachlorophenol  
 Concen: 0.575 ng  
 RT: 16.74 min Scan# 1541  
 Delta R.T. 0.00 min  
 Lab File: BN007592.D  
 Acq: 11 Sep 2019 17:40

Tgt Ion	Resp	Lower	Upper
266	2748		
264	64.7	52.0	78.0
268	66.9	53.5	80.3

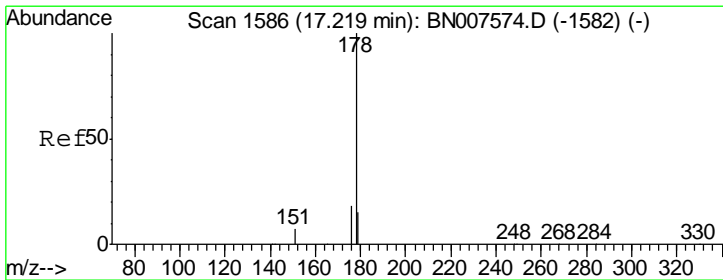
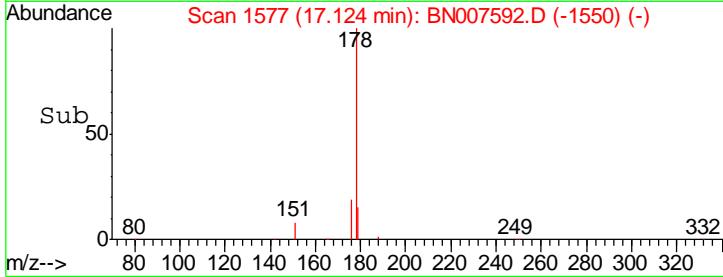
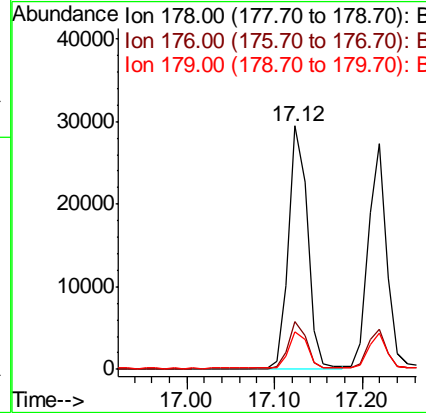
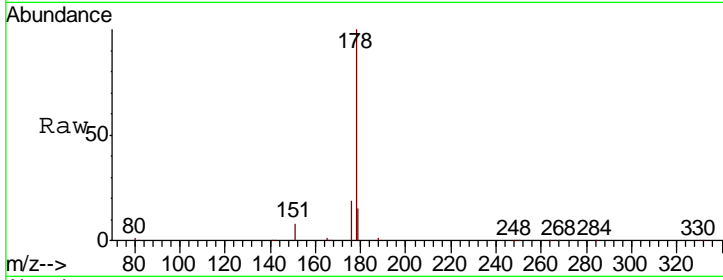




#23  
 Phenanthrene  
 Concen: 0.433 ng  
 RT: 17.12 min Scan# 1577  
 Delta R.T. -0.01 min  
 Lab File: BN007592.D  
 Acq: 11 Sep 2019 17:40

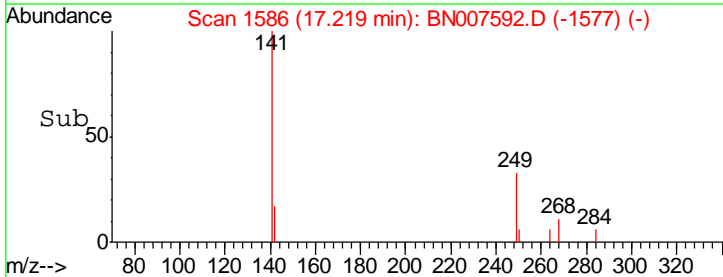
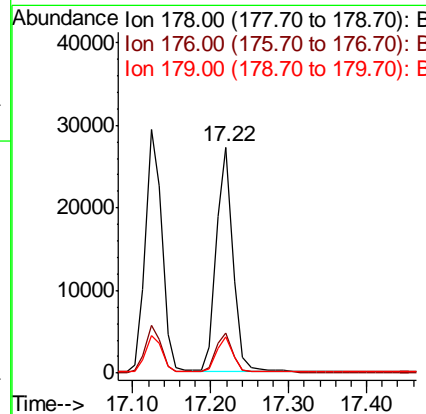
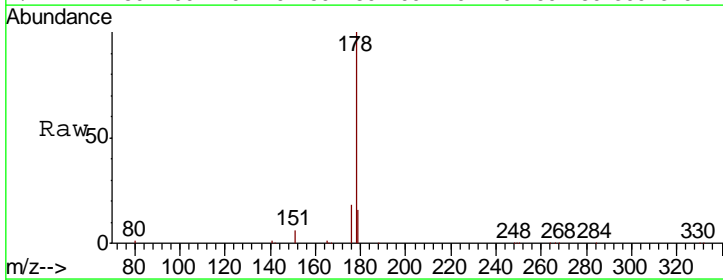
Instrument :  
 BNA\_N  
 ClientSampled :

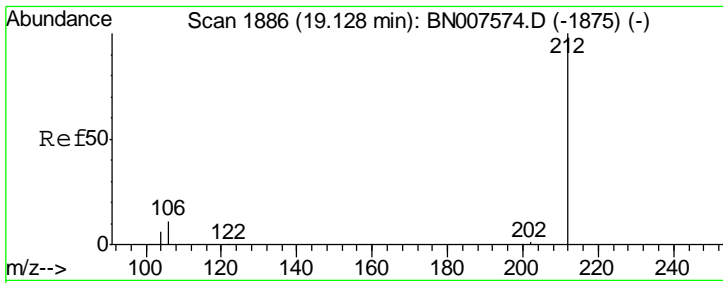
Tgt Ion	Resp	Lower	Upper
178	43661		
176	18.7	15.0	22.4
179	15.5	12.2	18.2



#24  
 Anthracene  
 Concen: 0.432 ng  
 RT: 17.22 min Scan# 1586  
 Delta R.T. 0.00 min  
 Lab File: BN007592.D  
 Acq: 11 Sep 2019 17:40

Tgt Ion	Resp	Lower	Upper
178	40215		
176	18.2	14.4	21.6
179	15.3	12.5	18.7

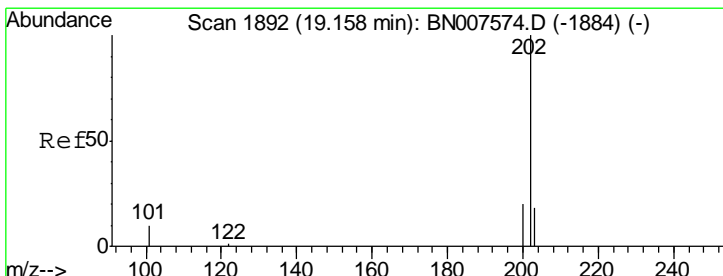
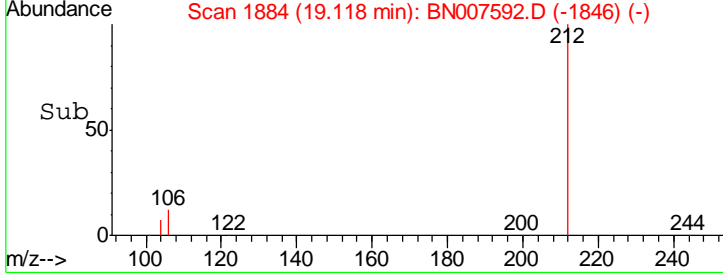
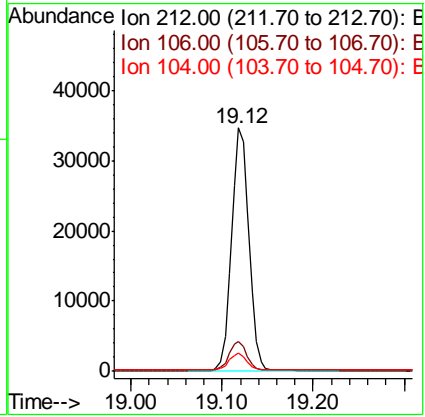
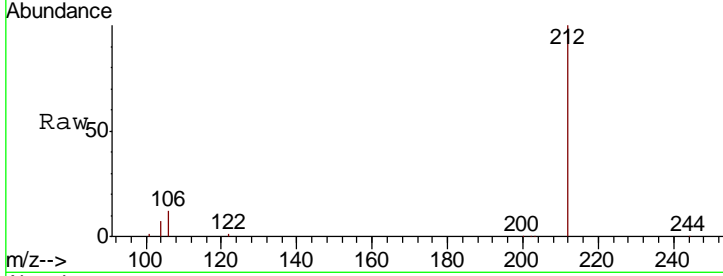




#25  
 Fluoranthene-d10  
 Concen: 0.434 ng  
 RT: 19.12 min Scan# 1884  
 Delta R.T. -0.01 min  
 Lab File: BN007592.D  
 Acq: 11 Sep 2019 17:40

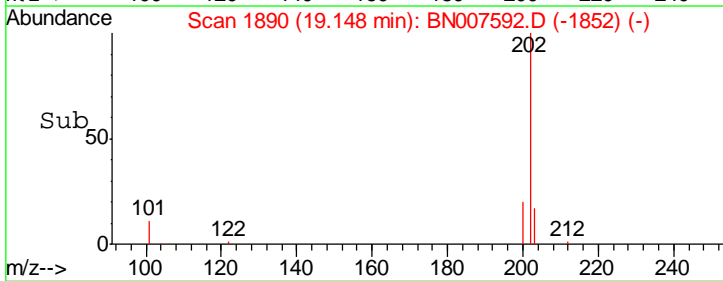
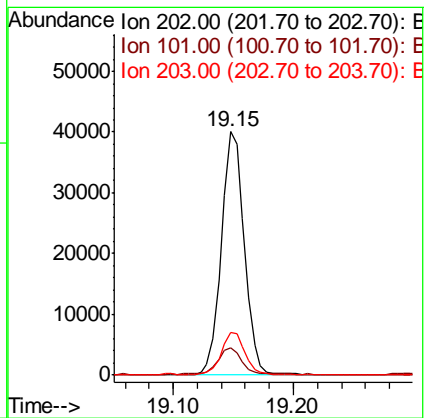
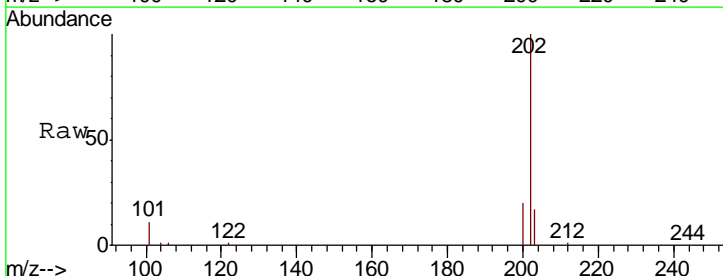
Instrument :  
 BNA\_N  
 ClientSampled :

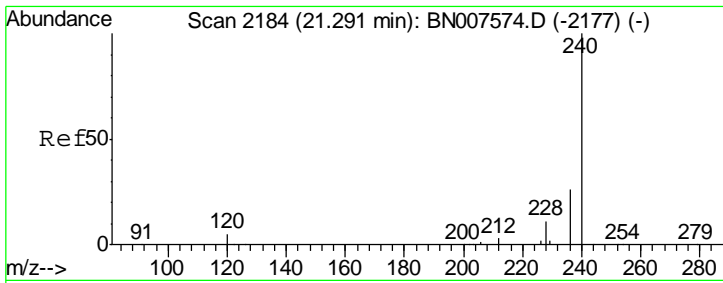
Tgt Ion	Resp	Lower	Upper
212	46134		
106	11.9	9.7	14.5
104	6.7	5.5	8.3



#26  
 Fluoranthene  
 Concen: 0.429 ng  
 RT: 19.15 min Scan# 1890  
 Delta R.T. -0.01 min  
 Lab File: BN007592.D  
 Acq: 11 Sep 2019 17:40

Tgt Ion	Resp	Lower	Upper
202	52494		
101	10.9	8.8	13.2
203	17.4	13.8	20.8

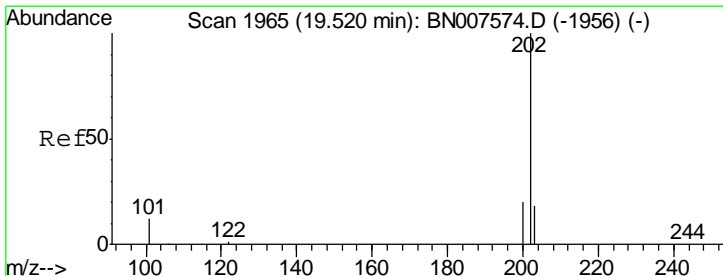

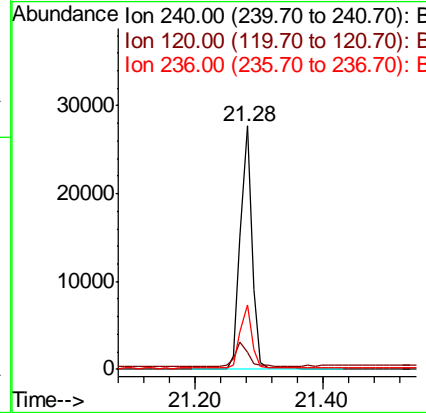
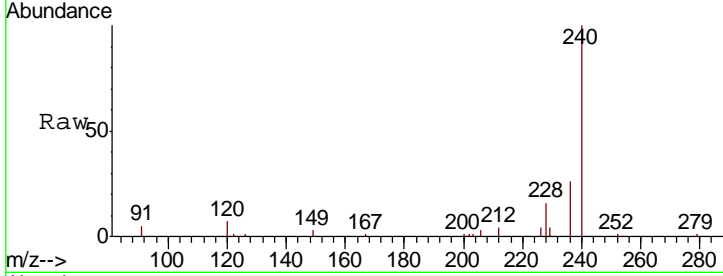




#27  
 Chrysene-d12  
 Concen: 0.400 ng  
 RT: 21.28 min Scan# 2183  
 Delta R.T. -0.01 min  
 Lab File: BN007592.D  
 Acq: 11 Sep 2019 17:40

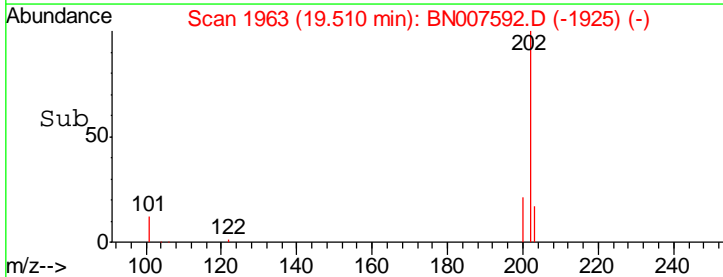
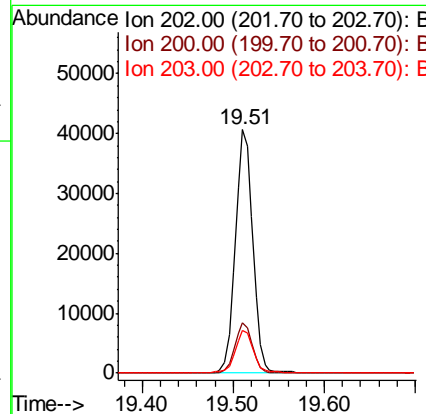
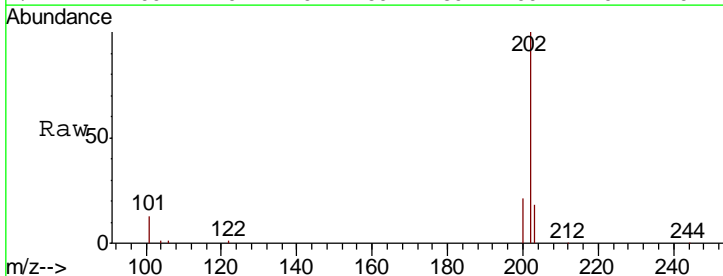
Instrument :  
 BNA\_N  
 ClientSampled :

Tgt Ion	Resp	Lower	Upper
240	34639		
120	7.1	5.0	7.4
236	26.2	20.6	31.0

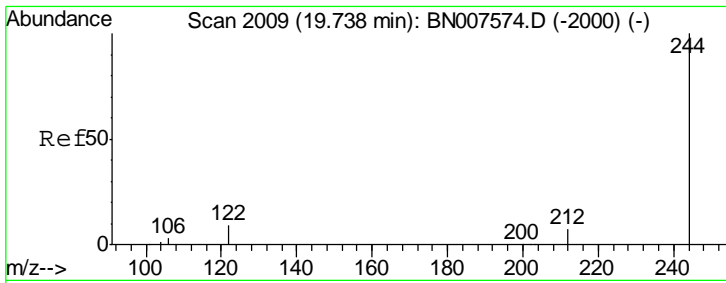


#28  
 Pyrene  
 Concen: 0.432 ng  
 RT: 19.51 min Scan# 1963  
 Delta R.T. -0.01 min  
 Lab File: BN007592.D  
 Acq: 11 Sep 2019 17:40

Tgt Ion	Resp	Lower	Upper
202	53793		
200	20.5	16.3	24.5
203	17.7	14.1	21.1



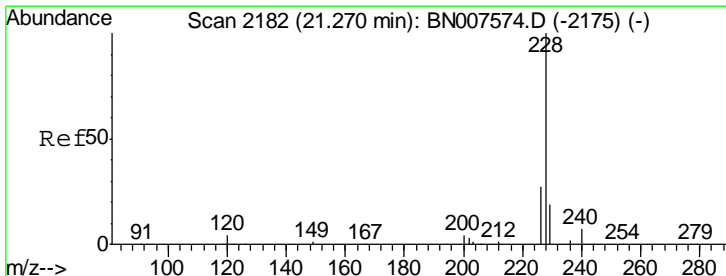
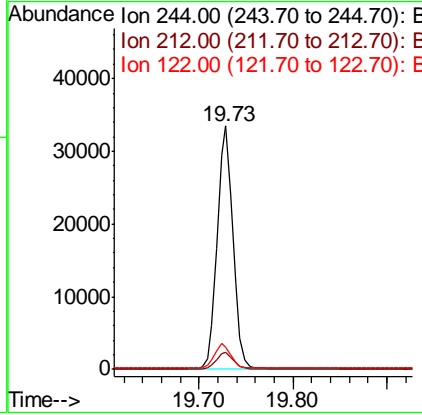
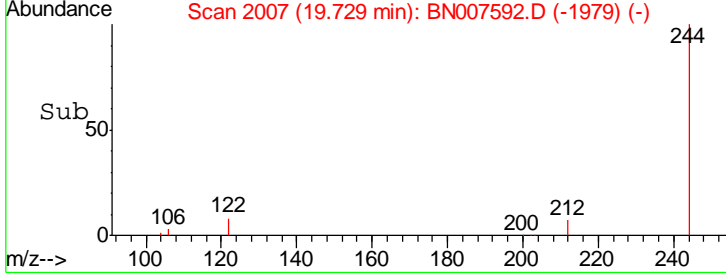
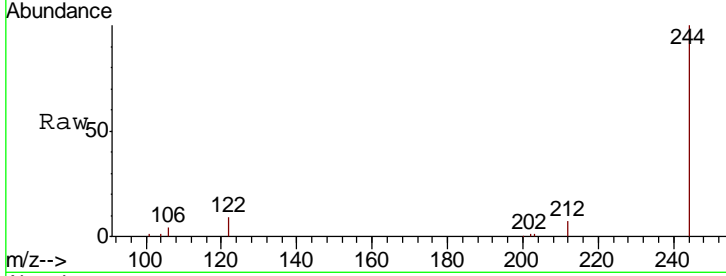




#29  
 Terphenyl-d14  
 Concen: 0.428 ng  
 RT: 19.73 min Scan# 2007  
 Delta R.T. -0.01 min  
 Lab File: BN007592.D  
 Acq: 11 Sep 2019 17:40

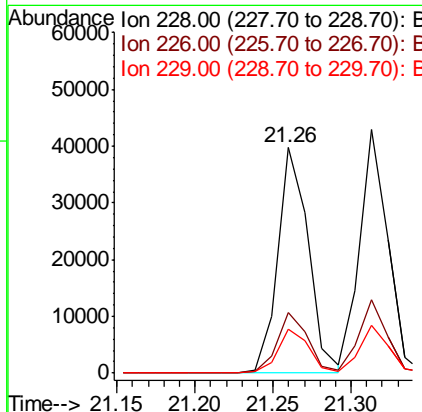


Instrument :  
 BNA\_N  
 ClientSampled :

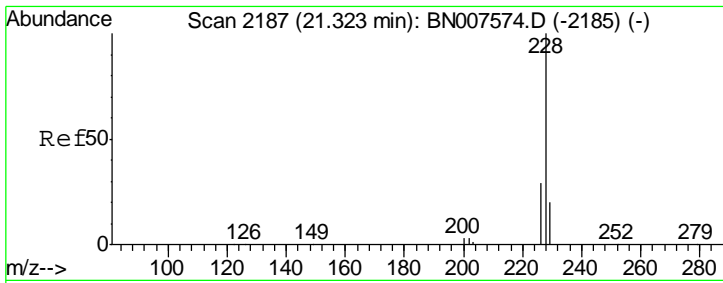
Tgt Ion	Resp	Lower	Upper
244	38551		
212	7.1	5.8	8.8
122	9.0	7.8	11.6



#30  
 Benzo(a)anthracene  
 Concen: 0.430 ng  
 RT: 21.26 min Scan# 2181  
 Delta R.T. -0.01 min  
 Lab File: BN007592.D  
 Acq: 11 Sep 2019 17:40

Tgt Ion	Resp	Lower	Upper
228	53281		
226	27.1	21.6	32.4
229	19.4	15.7	23.5

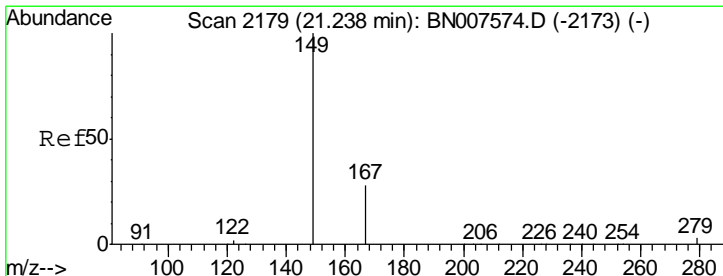
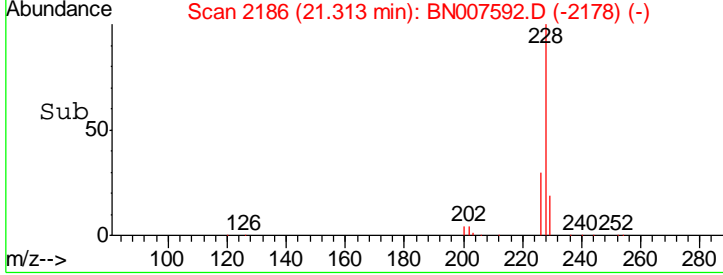
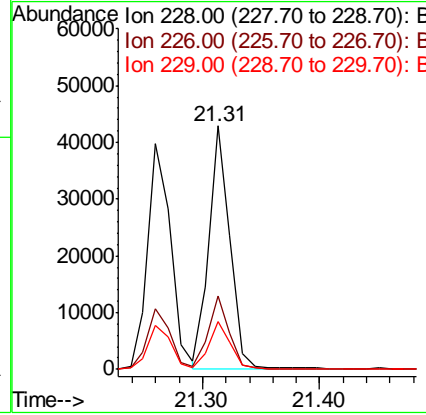
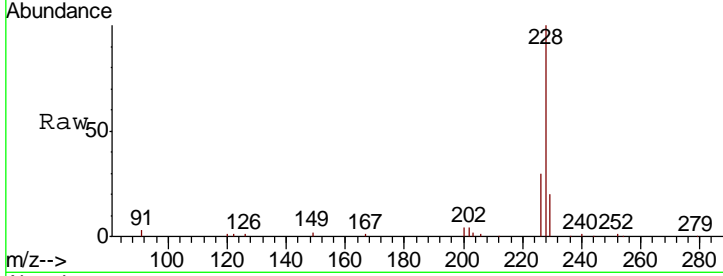




#31  
 Chrysene  
 Concen: 0.423 ng  
 RT: 21.31 min Scan# 2186  
 Delta R.T. -0.01 min  
 Lab File: BN007592.D  
 Acq: 11 Sep 2019 17:40

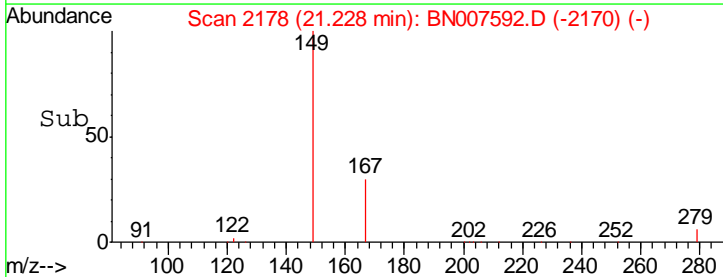
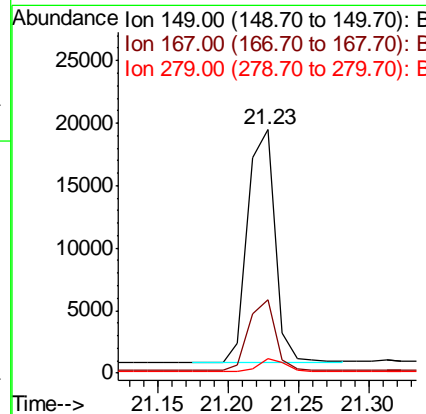
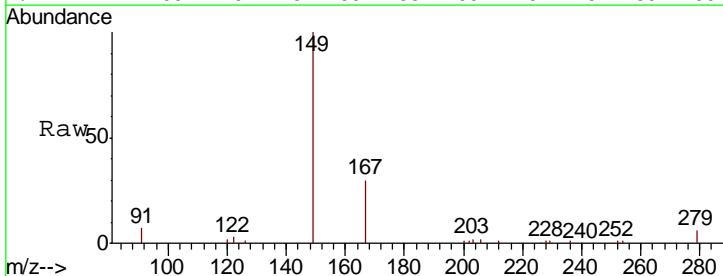
Instrument :  
 BNA\_N  
 ClientSampled :

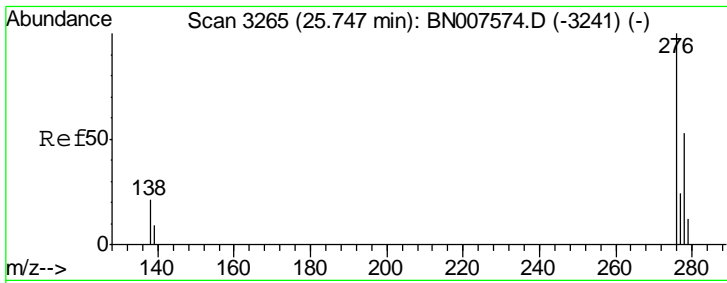
Tgt Ion	Resp	Lower	Upper
228	53319		
226	30.1	23.4	35.2
229	19.7	15.7	23.5



#32  
 Bis(2-ethylhexyl)phthalate  
 Concen: 0.601 ng  
 RT: 21.23 min Scan# 2178  
 Delta R.T. -0.01 min  
 Lab File: BN007592.D  
 Acq: 11 Sep 2019 17:40

Tgt Ion	Resp	Lower	Upper
149	25499		
167	29.1	22.1	33.1
279	5.1	3.9	5.9

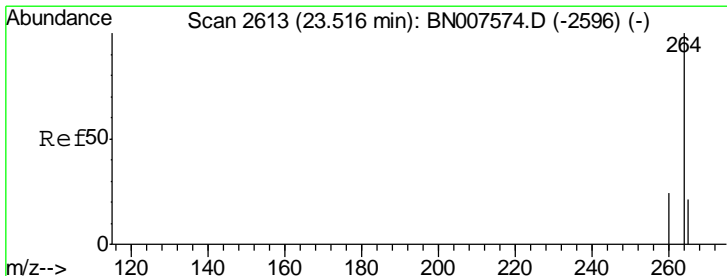
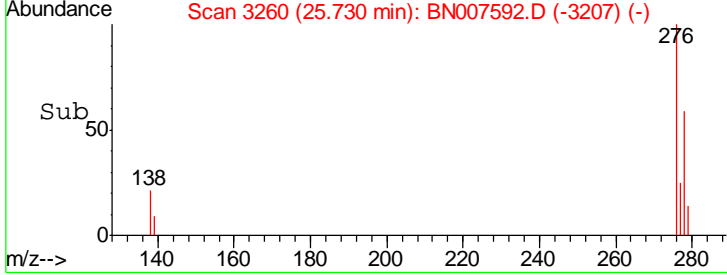
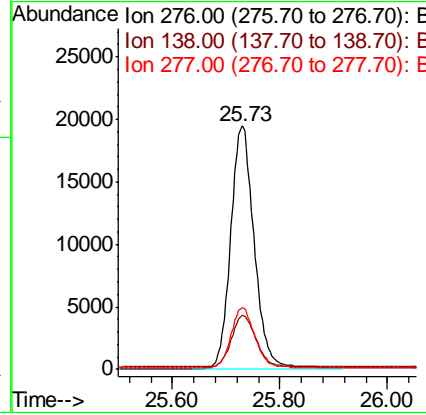
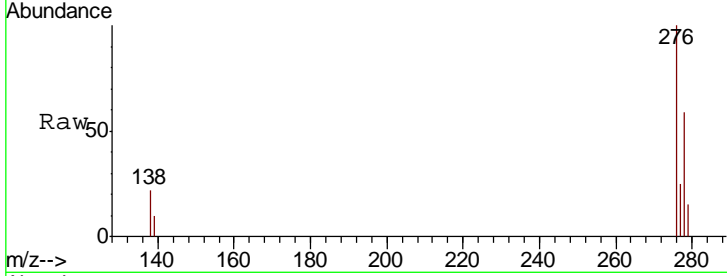




#33  
 Indeno(1,2,3-cd)pyrene  
 Concen: 0.442 ng  
 RT: 25.73 min Scan# 3260  
 Delta R.T. -0.02 min  
 Lab File: BN007592.D  
 Acq: 11 Sep 2019 17:40

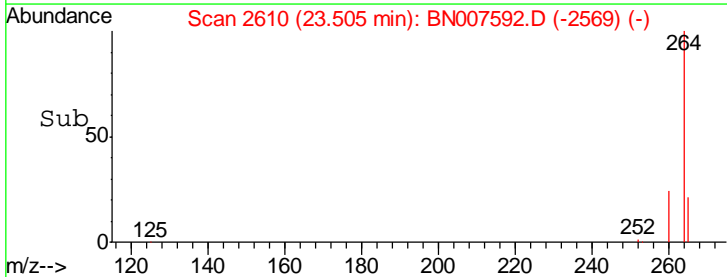
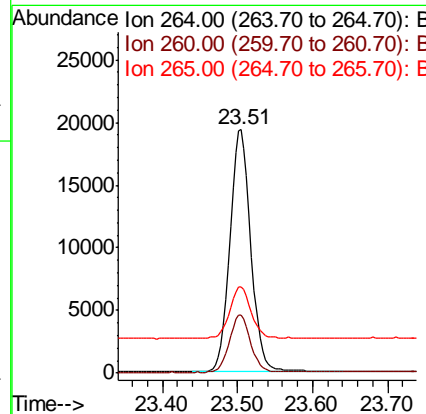
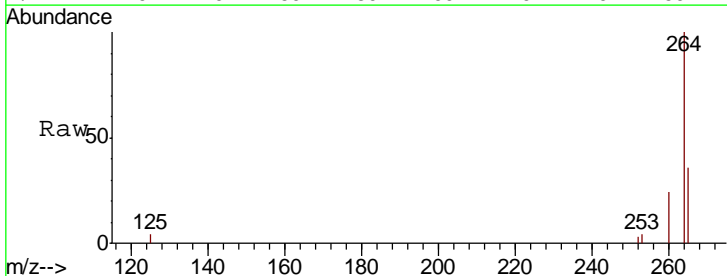
Instrument :  
 BNA\_N  
 ClientSampled :

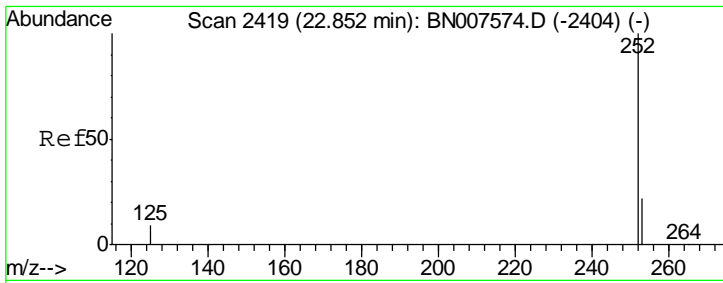
Tgt Ion	Resp	Lower	Upper
276	58886		
138	22.0	0.0	0.0#
277	25.0	0.0	0.0#



#34  
 Perylene-d12  
 Concen: 0.400 ng  
 RT: 23.51 min Scan# 2610  
 Delta R.T. -0.01 min  
 Lab File: BN007592.D  
 Acq: 11 Sep 2019 17:40

Tgt Ion	Resp	Lower	Upper
264	36870		
260	23.8	19.3	28.9
265	35.5	25.6	38.4

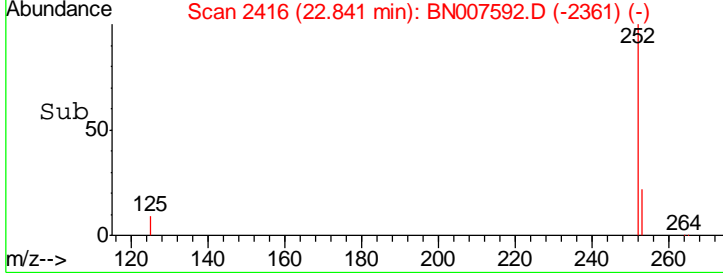
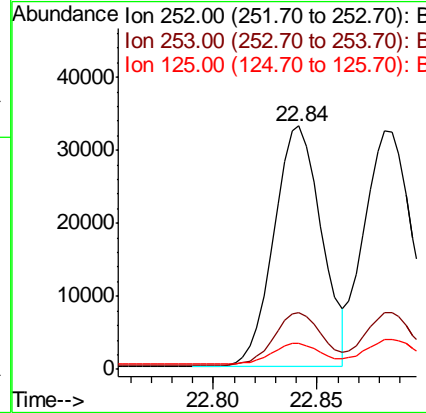
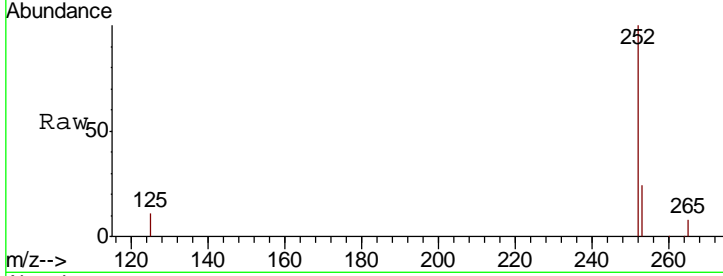




#35  
 Benzo(b)fluoranthene  
 Concen: 0.402 ng  
 RT: 22.84 min Scan# 2416  
 Delta R.T. -0.01 min  
 Lab File: BN007592.D  
 Acq: 11 Sep 2019 17:40

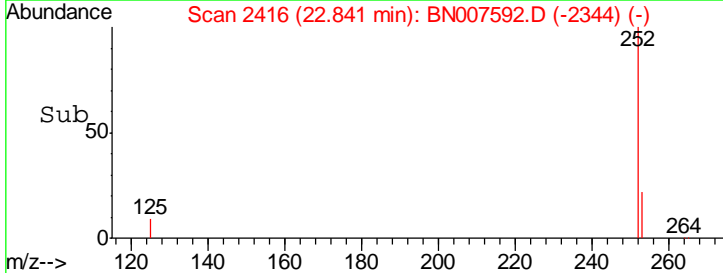
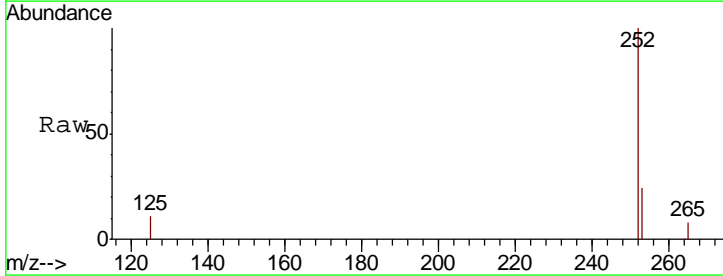
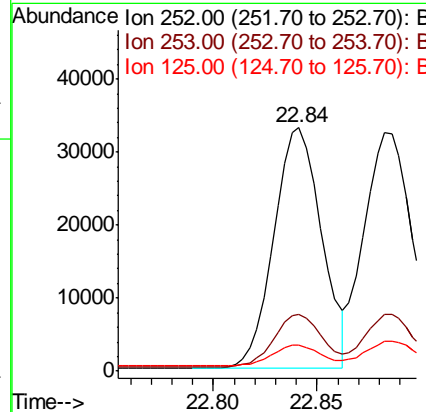
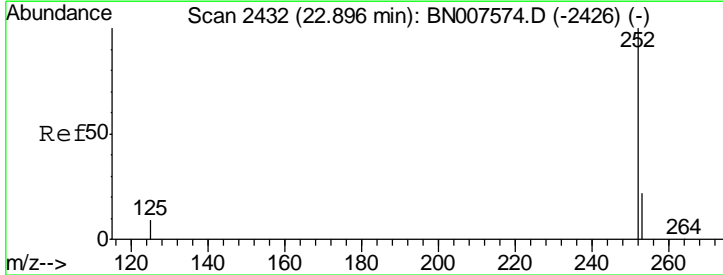
Instrument :  
 BNA\_N  
 ClientSampled :

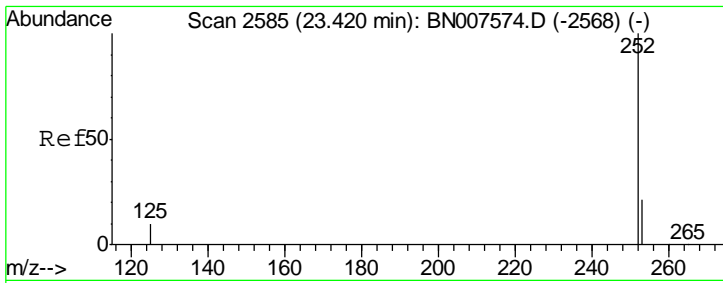
Tgt Ion	Resp	Lower	Upper
252	52690		
253	23.5	18.5	27.7
125	10.9	8.2	12.2



#36  
 Benzo(k)fluoranthene  
 Concen: 0.407 ng  
 RT: 22.84 min Scan# 2416  
 Delta R.T. -0.05 min  
 Lab File: BN007592.D  
 Acq: 11 Sep 2019 17:40

Tgt Ion	Resp	Lower	Upper
252	52690		
253	23.5	18.4	27.6
125	10.9	8.2	12.2

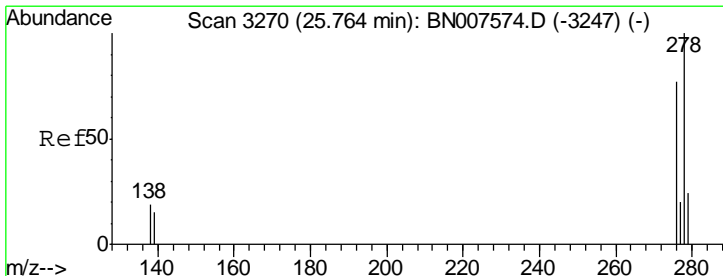
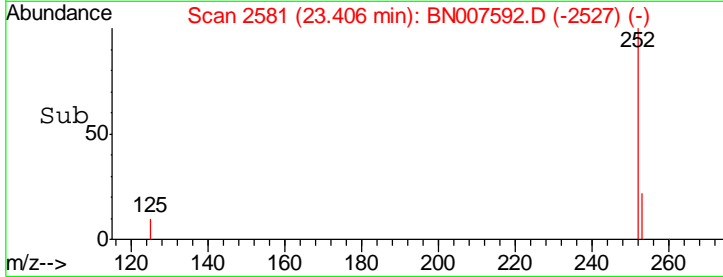
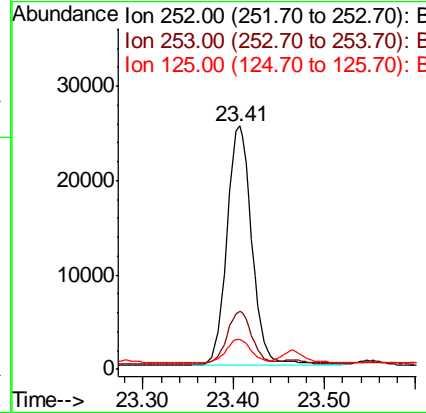
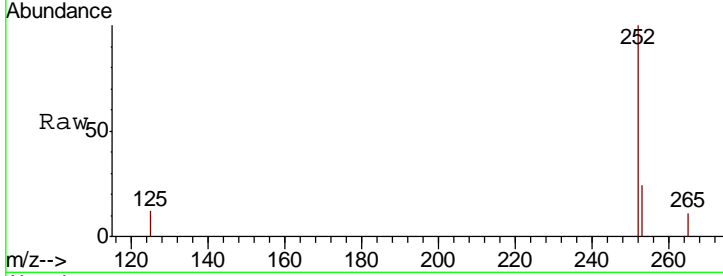




#37  
 Benzo(a)pyrene  
 Concen: 0.419 ng  
 RT: 23.41 min Scan# 2581  
 Delta R.T. -0.01 min  
 Lab File: BN007592.D  
 Acq: 11 Sep 2019 17:40

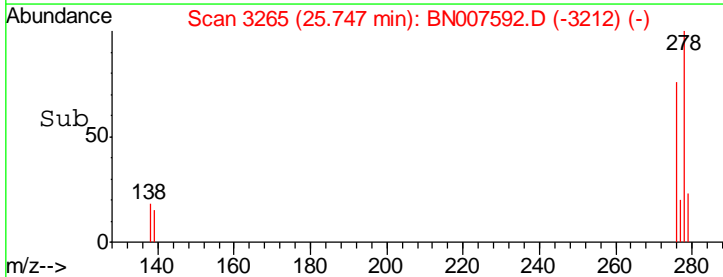
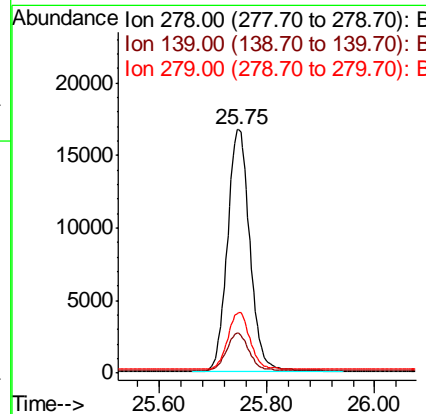
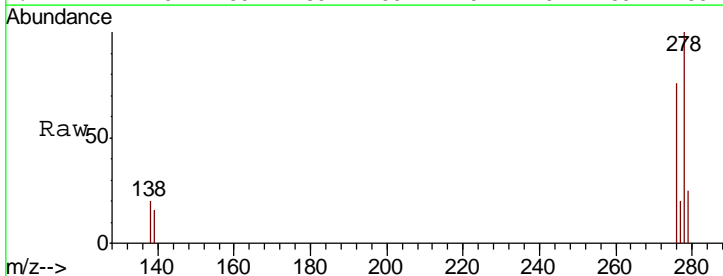
Instrument :  
 BNA\_N  
 ClientSampled :

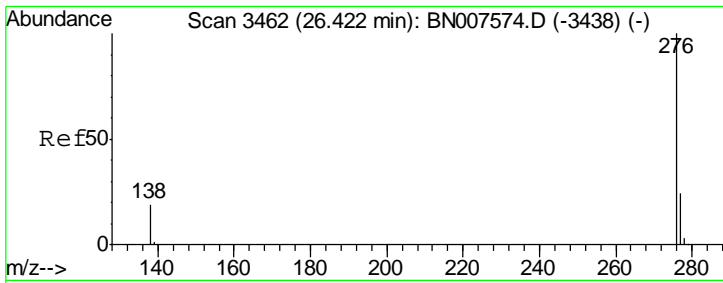
Tgt Ion	Resp	Lower	Upper
252	48793		
253	23.8	18.6	28.0
125	12.2	9.2	13.8



#38  
 Dibenzo(a,h)anthracene  
 Concen: 0.417 ng  
 RT: 25.75 min Scan# 3265  
 Delta R.T. -0.02 min  
 Lab File: BN007592.D  
 Acq: 11 Sep 2019 17:40

Tgt Ion	Resp	Lower	Upper
278	48760		
139	16.2	12.5	18.7
279	24.8	20.2	30.2





#39  
 Benzo(a,h,i)perylene  
 Concen: 0.403 ng  
 RT: 26.40 min Scan# 3456  
 Delta R.T. -0.02 min  
 Lab File: BN007592.D  
 Acq: 11 Sep 2019 17:40

Instrument :  
 BNA\_N  
 ClientSampled :

Tot Ion: 276 Resp: 47795

Ion	Ratio	Lower	Upper
276	100		
277	24.2	19.7	29.5
138	19.7	15.9	23.9

