LSC Area Percent Report

Data Path : Z:\SVOASRV\HPCHEM1\BNA N\DATA\BN091218\
Data File : BN002662.D
Acq On : 12 Sep 2018 19:28
Operator : JU/SJ
Sample : J4792-14
Misc :
ALS Vial : 16 Sample Multiplier: 1

Instrument :
BNA_N
ClientSampleId :
A3YX8

Integration Parameters: LSCINT.P
Integrator: RTE
Smoothing : OFF Filtering: 5
Sampling : 1 Min Area: 1 % of largest Peak
Start Thrs: 0.2 Max Peaks: 100
Stop Thrs : 0 Peak Location: TOP

If leading or trailing edge < 100 prefer < Baseline drop else tangent >
Peak separation: 5

Method : Z:\SVOASRV\HPCHEM1\BNA_N\METHODS\SOM-EPA-BN081318MA.M
Title : SVOA CALIBRATION

Signal : TIC

peak #	R.T. min	first scan	max scan	last scan	PK TY	peak height	corr. area	corr. % max.	% of total
1	3.234	38	42	51	rVB	25266	34715	1.54%	0.119%
2	3.734	122	127	133	rBV	20581	31788	1.41%	0.109%
3	3.846	142	146	153	rVB	27419	40786	1.80%	0.139%
4	4.158	194	199	208	rVB	23530	32885	1.45%	0.112%
5	4.828	307	313	322	rBV	145394	220252	9.74%	0.753%
6	6.846	649	656	671	rVB	423051	750252	33.19%	2.564%
7	7.005	676	683	700	rVB	385669	602475	26.65%	2.059%
8	7.199	708	716	728	rBV	469832	751652	33.25%	2.569%
9	7.657	787	794	802	rBV	641872	1046161	46.28%	3.575%
10	8.369	908	915	930	rBV	475173	830410	36.74%	2.838%
11	8.810	983	990	998	rBV	454561	754484	33.38%	2.578%
12	9.522	1105	1111	1123	rBV	307456	548155	24.25%	1.873%
13	10.063	1193	1203	1215	rBV	456018	839135	37.12%	2.868%
14	10.428	1258	1265	1272	rBV	893070	1493848	66.08%	5.105%
15	10.575	1283	1290	1305	rBV	376490	720283	31.86%	2.461%
16	11.963	1519	1526	1532	rBV	38485	68701	3.04%	0.235%
17	13.704	1817	1822	1826	rBV	931046	1293099	57.20%	4.419%
18	13.751	1826	1830	1839	rVB	562049	801163	35.44%	2.738%
19	13.981	1859	1869	1883	rBV	1119454	1727439	76.42%	5.903%
20	14.116	1889	1892	1900	rVB8	23242	41951	1.86%	0.143%
21	14.198	1900	1906	1910	rBV2	22582	36355	1.61%	0.124%
22	14.292	1912	1922	1929	rVV2	1187528	1809984	80.07%	6.185%
23	14.357	1929	1933	1940	rVB5	19146	45215	2.00%	0.155%
24	15.086	2051	2057	2062	rBV7	30344	60185	2.66%	0.206%
25	15.157	2065	2069	2073	rBV2	22907	35724	1.58%	0.122%
26	15.286	2085	2091	2098	rBV	1317783	1925439	85.18%	6.580%
27	15.445	2113	2118	2126	rBV10	17689	47034	2.08%	0.161%
28	16.022	2211	2216	2217	rBV4	38909	54277	2.40%	0.185%
29	16.810	2348	2350	2354	rVV5	32636	35487	1.57%	0.121%
30	16.863	2356	2359	2367	rVB2	69330	104298	4.61%	0.356%
31	17.039	2384	2389	2394	rBV2	1197656	1776751	78.60%	6.072%
32	17.080	2394	2396	2400	rVV	127919	169777	7.51%	0.580%
33	17.139	2401	2406	2416	rVB	1294984	1847472	81.73%	6.313%
34	17.945	2541	2543	2554	rVB4	64170	146500	6.48%	0.501%

LSC Area Percent Report

Data Path : Z:\SVOASRV\HPCHEM1\BNA N\DATA\BN091218\
Data File : BN002662.D
Acq On : 12 Sep 2018 19:28
Operator : JU/SJ
Sample : J4792-14
Misc :
ALS Vial : 16 Sample Multiplier: 1

Instrument :
BNA_N
ClientSampleId :
A3YX8

Integration Parameters: LSCINT.P
Integrator: RTE
Smoothing : OFF Filtering: 5
Sampling : 1 Min Area: 1 % of largest Peak
Start Thrs: 0.2 Max Peaks: 100
Stop Thrs : 0 Peak Location: TOP

If leading or trailing edge < 100 prefer < Baseline drop else tangent >
Peak separation: 5

Method : Z:\SVOASRV\HPCHEM1\BNA_N\METHODS\SOM-EPA-BN081318MA.M
Title : SVOA CALIBRATION

35	18.110	2568	2571	2576	rVB2	108383	150706	6.67%	0.515%
36	19.104	2737	2740	2745	rBV	240399	313960	13.89%	1.073%
37	19.251	2762	2765	2771	rVB3	212277	279372	12.36%	0.955%
38	19.439	2793	2797	2806	rBV3	1275794	2222179	98.30%	7.594%
39	21.239	3099	3103	3107	rBV	1265937	1688063	74.68%	5.769%
40	23.321	3452	3457	3470	rVB	1002311	2260536	100.00%	7.725%
41	23.462	3476	3481	3488	rVB	899680	1624281	71.85%	5.551%

Sum of corrected areas: 29263229

LSC Report - Integrated Chromatogram

Data Path : Z:\SVOASRV\HPCHEM1\BNA N\DATA\BN091218\
Data File : BN002662.D
Acq On : 12 Sep 2018 19:28
Operator : JU/SJ
Sample : J4792-14
Misc :
ALS Vial : 16 Sample Multiplier: 1

Instrument :
BNA_N
ClientSampleId :
A3YX8

Quant Method : Z:\SVOASRV\HPCHEM1\BNA_N\METHODS\SOM-EPA-BN081318MA.M
Quant Title : SVOA CALIBRATION

TIC Library : C:\Database\NIST11.L
TIC Integration Parameters: LSCINT.P

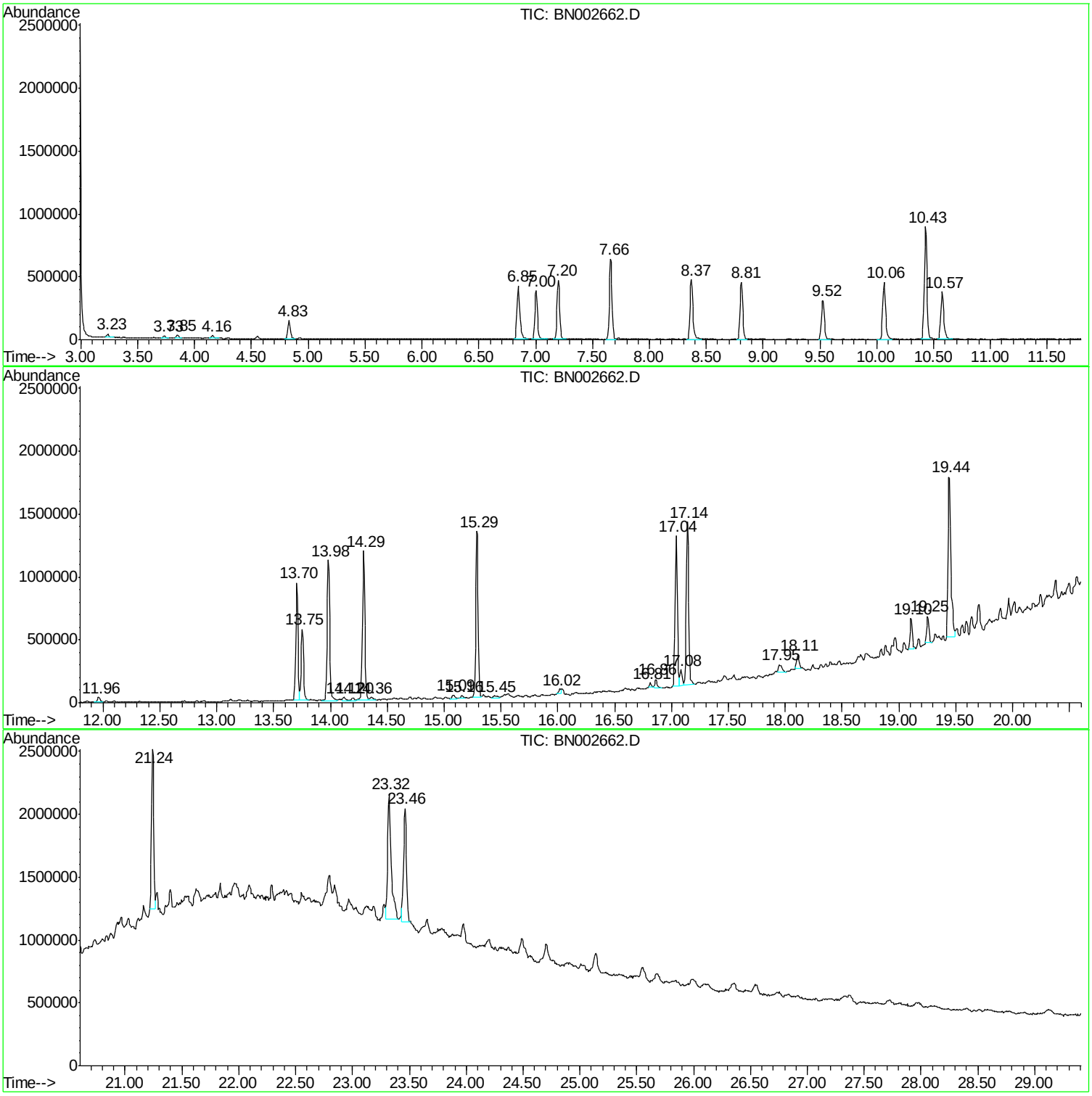

Library Search Compound Report

Data Path : Z:\SVOASRV\HPCHEM1\BNA N\DATA\BN091218\
Data File : BN002662.D
Acq On : 12 Sep 2018 19:28
Operator : JU/SJ
Sample : J4792-14
Misc :
ALS Vial : 16 Sample Multiplier: 1

Instrument :
BNA_N
ClientSampleId :
A3YX8

Quant Method : Z:\SVOASRV\HPCHEM1\BNA_N\METHODS\SOM-EPA-BN081318MA.M
Quant Title : SVOA CALIBRATION

TIC Library : C:\Database\NIST11.L
TIC Integration Parameters: LSCINT.P

****
Peak Number 1 2-Pentanone, 4-hydroxy-4-me... Concentration Rank 1

R.T.	EstConc	Area	Relative to ISTD	R.T.
4.83	4.21 ng/ul	220252	1,4-Dichlorobenzene-d4	7.66

Hit# of 5	Tentative ID	MW	MolForm	CAS#	Qual
1	2-Pentanone, 4-hydroxy-4-methyl-	116	C6H12O2	000123-42-2	72
2	2-Pentanone, 4-hydroxy-4-methyl-	116	C6H12O2	000123-42-2	56
3	2-Pentanone, 4-hydroxy-4-methyl-	116	C6H12O2	000123-42-2	50
4	Propane, 1-ethoxy-2-methyl-	102	C6H14O	000627-02-1	32
5	3-Hexanol, 4-methyl-	116	C7H16O	000615-29-2	28

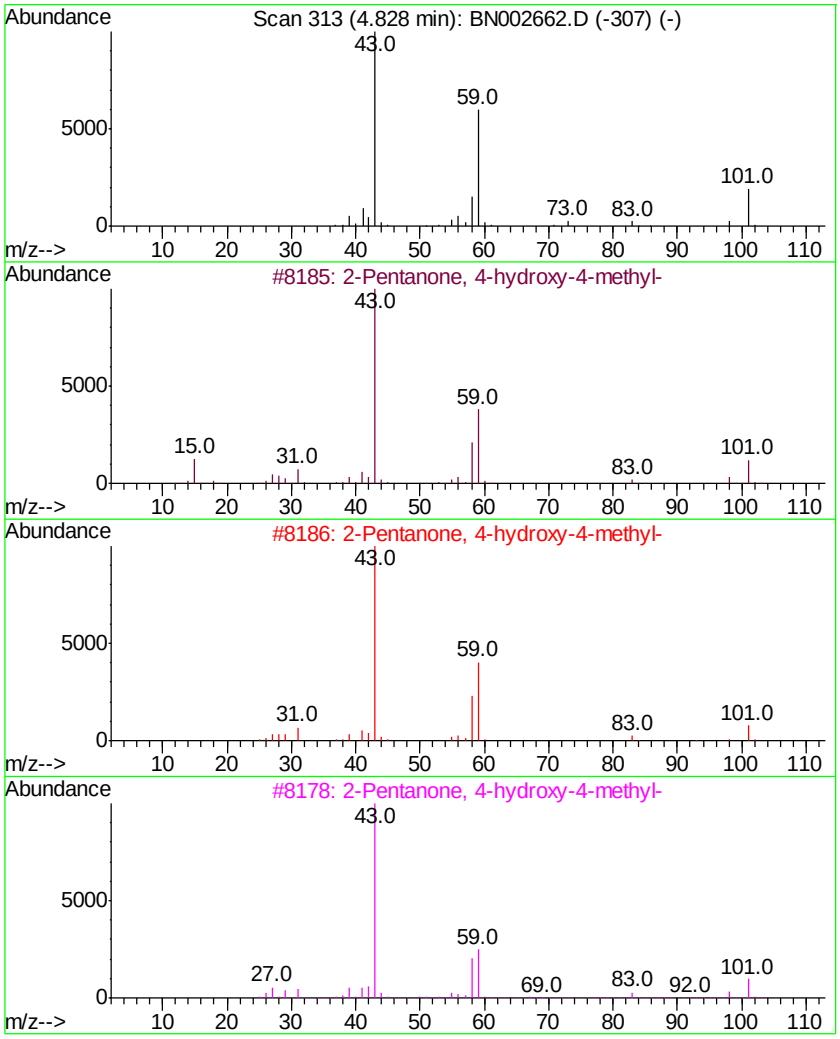

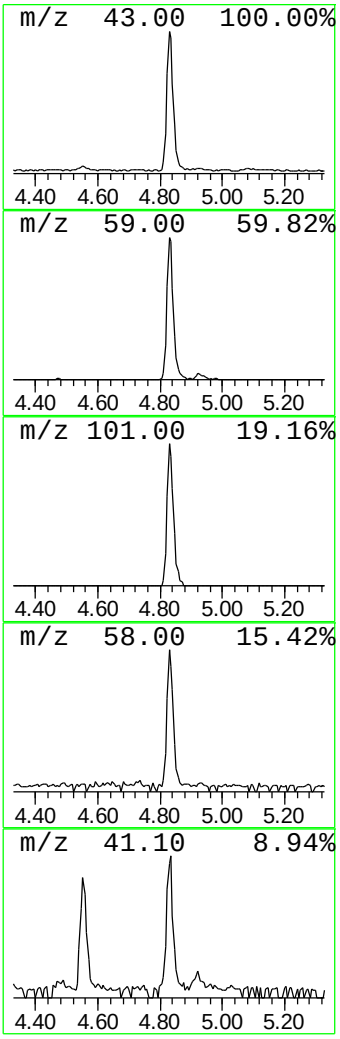

Library Search Compound Report

Data Path : Z:\SVOASRV\HPCHEM1\BNA N\DATA\BN091218\
Data File : BN002662.D
Acq On : 12 Sep 2018 19:28
Operator : JU/SJ
Sample : J4792-14
Misc :
ALS Vial : 16 Sample Multiplier: 1

Instrument :
BNA_N
ClientSampleId :
A3YX8

Quant Method : Z:\SVOASRV\HPCHEM1\BNA_N\METHODS\SOM-EPA-BN081318MA.M
Quant Title : SVOA CALIBRATION

TIC Library : C:\Database\NIST11.L
TIC Integration Parameters: LSCINT.P

****
Peak Number 2 1,1'-Biphenyl, 2,3,3',4',6-... Concentration Rank 2

R.T.	EstConc	Area	Relative to ISTD	R.T.
19.25	3.31 ng/ul	279372	Chrysene-d12	21.24

Hit# of 5	Tentative ID	MW	MolForm	CAS#	Qual
1	1,1'-Biphenyl, 2,3,3',4',6-penta...	324	C12H5Cl5	038380-03-9	99
2	1,1'-Biphenyl, 2,3,3',4,4'-penta...	324	C12H5Cl5	032598-14-4	99
3	2,3,3',4,5'-Pentachloro-1,1'-bip...	324	C12H5Cl5	070362-41-3	99
4	1,1'-Biphenyl, 2,3',4,4',5-penta...	324	C12H5Cl5	031508-00-6	99
5	1,1'-Biphenyl, 2,2',4,4',5-penta...	324	C12H5Cl5	038380-01-7	99

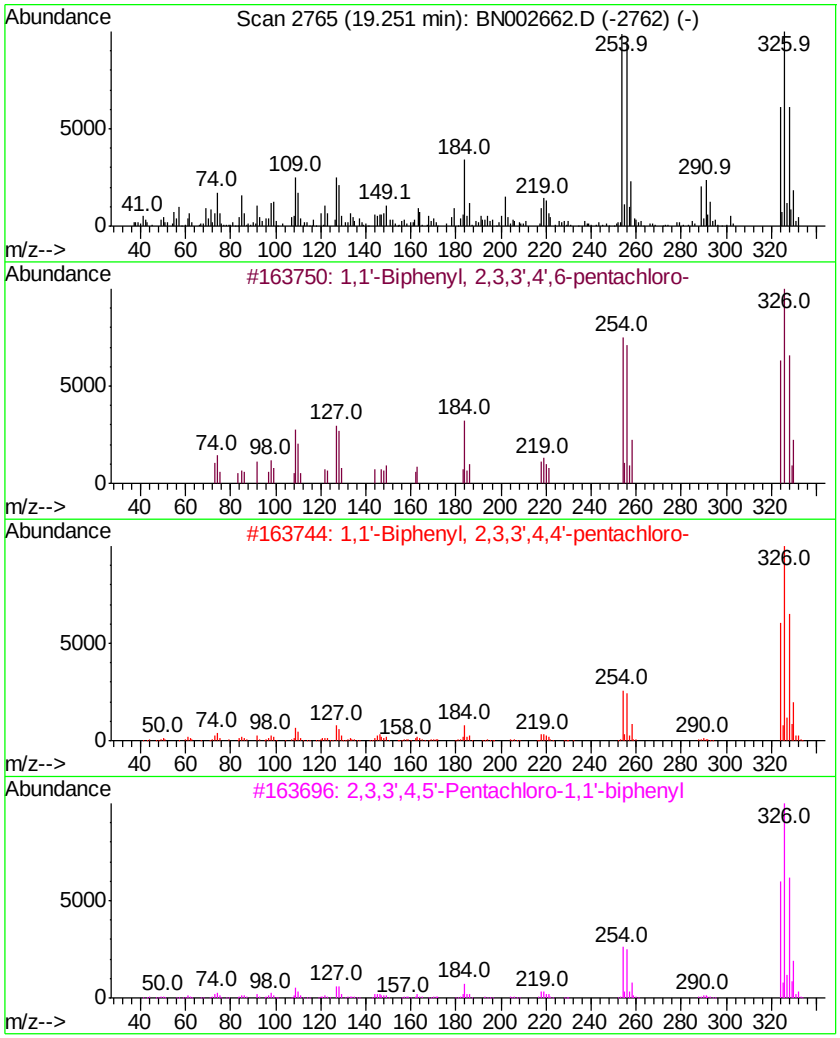

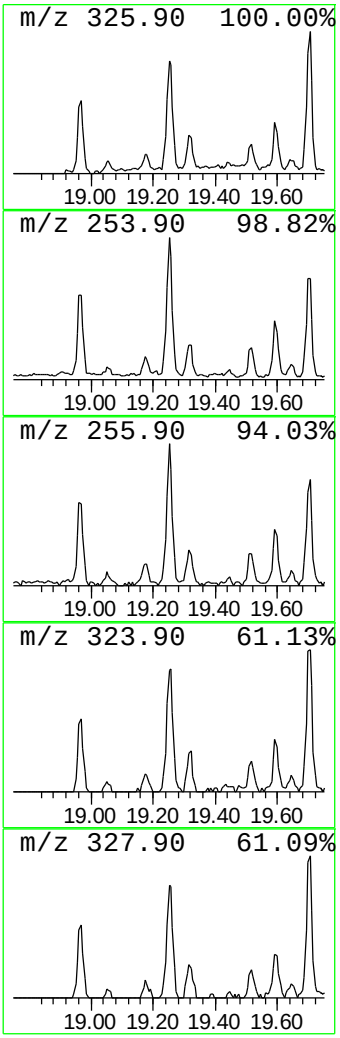

Tentatively Identified Compound (LSC) summary

Data Path : Z:\SVOASRV\HPCHEM1\BNA_N\DATA\BN091218\
Data File : BN002662.D
Acq On : 12 Sep 2018 19:28
Operator : JU/SJ
Sample : J4792-14
Misc :
ALS Vial : 16 Sample Multiplier: 1

Instrument :
BNA_N
ClientSampleId :
A3YX8

Quant Method : Z:\SVOASRV\HPCHEM1\BNA_N\METHODS\SOM-EPA-BN081318MA.M
Quant Title : SVOA CALIBRATION

TIC Library : C:\Database\NIST11.L
TIC Integration Parameters: LSCINT.P

TIC Top Hit name	RT	EstConc	Units	Response	Internal Standard #	RT	Resp	Conc
2-Pentanone, 4-hy...	4.83	4.2	ng/ul	220252	1	7.66	1046160	20.0
1,1'-Biphenyl, 2,...	19.25	3.3	ng/ul	279372	5	21.24	1688060	20.0