

Data Path : Z:\SVOASRV\HPCHEM1\BNA N\DATA\BN100419\
 Data File : BN008011.D
 Acq On : 04 Oct 2019 19:46
 Operator : JU
 Sample : K5078-04RE
 Misc :
 ALS Vial : 9 Sample Multiplier: 1

Instrument :
 BNA_N
 ClientSampleId :

Quant Time: Oct 05 01:25:27 2019
 Quant Method : Z:\SVOASRV\HPCHEM1\BNA N\METHODS\8270-SIM-BN091819.M
 Quant Title : ASP BNA STANDARDS FOR 5 POINT CALIBRATION
 QLast Update : Thu Oct 03 18:39:49 2019
 Response via : Initial Calibration

Internal Standards	R.T.	QIon	Response	Conc	Units	Dev(Min)
1) 1,4-Dichlorobenzene-d4	7.68	152	14616	0.40	ng	-0.02
7) Naphthalene-d8	10.44	136	73852	0.40	ng	-0.03
13) Acenaphthene-d10	14.30	164	59852	0.40	ng	-0.02
19) Phenanthrene-d10	17.05	188	149911	0.40	ng	-0.02
27) Chrysene-d12	21.25	240	174971	0.40	ng	-0.02
34) Perylene-d12	23.47	264	192019	0.40	ng	-0.02

System Monitoring Compounds

4) 2-Fluorophenol	5.30	112	5105	0.10	ng	-0.02
5) Phenol-d6	6.86	99	7738	0.12	ng	0.00
8) Nitrobenzene-d5	8.81	82	6802	0.11	ng	-0.03
11) 2-Methylnaphthalene-d10	12.04	152	14356	0.12	ng	-0.03
14) 2,4,6-Tribromophenol	15.80	330	4014	0.12	ng	-0.02
15) 2-Fluorobiphenyl	12.92	172	19867	0.08	ng	-0.02
25) Fluoranthene-d10	19.09	212	52892	0.10	ng	-0.02
29) Terphenyl-d14	19.69	244	44819	0.10	ng	-0.02

Target Compounds

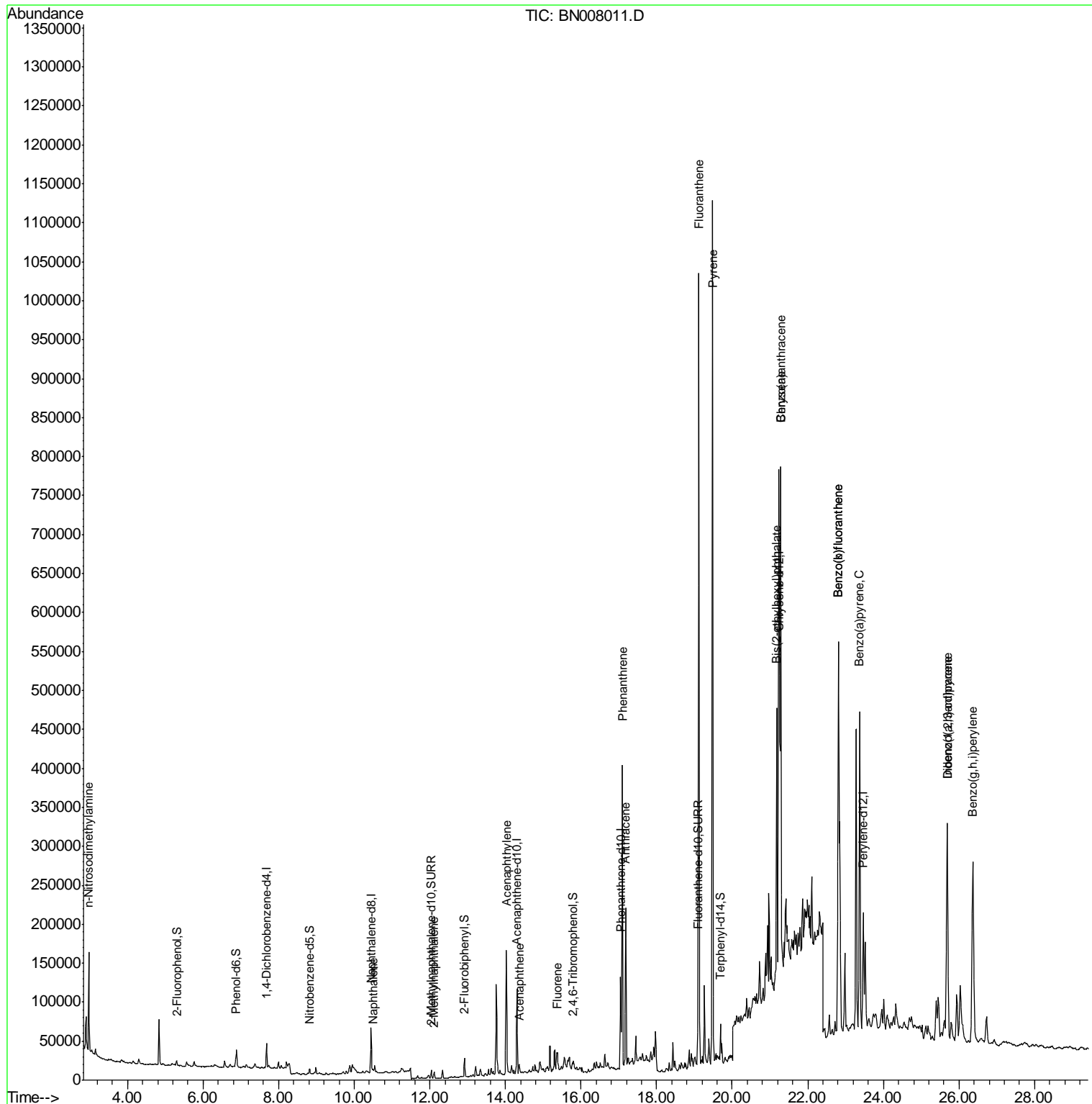
					Qvalue	
3) n-Nitrosodimethylamine	2.97	42	10638	1.426	ng	# 66
9) Naphthalene	10.49	128	6809	0.033	ng	# 83
12) 2-Methylnaphthalene	12.11	142	6319	0.045	ng	# 90
16) Acenaphthylene	14.02	152	205834	0.648	ng	99
17) Acenaphthene	14.37	154	7422	0.036	ng	92
18) Fluorene	15.36	166	27213	0.104	ng	# 71
23) Phenanthrene	17.09	178	381042	0.816	ng	99
24) Anthracene	17.18	178	224145	0.531	ng	99
26) Fluoranthene	19.12	202	897006	1.545	ng	99
28) Pyrene	19.48	202	980699	1.643	ng	# 96
30) Benzo(a)anthracene	21.28	228	593301	0.921	ng	93
31) Chrysene	21.28	228	591346	0.942	ng	96
32) Bis(2-ethylhexyl)phthalate	21.17	149	285640	0.862	ng	98
33) Indeno(1,2,3-cd)pyrene	25.69	276	436529	0.555	ng	# 95
35) Benzo(b)fluoranthene	22.81	252	831623	1.248	ng	# 93
36) Benzo(k)fluoranthene	22.81	252	831623	1.262	ng	# 94
37) Benzo(a)pyrene	23.37	252	558417	0.891	ng	# 94
38) Dibenzo(a,h)anthracene	25.69	278	130719	0.204	ng	# 64
39) Benzo(q,h,i)perylene	26.37	276	516060	0.814	ng	96

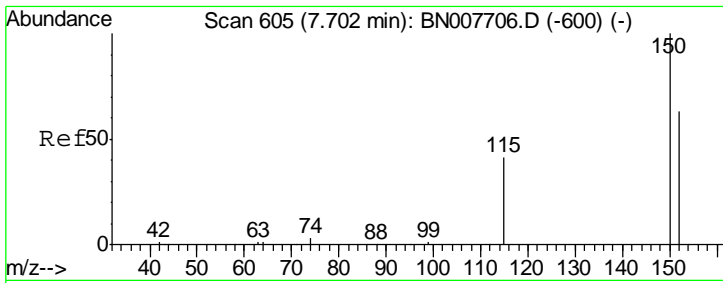
(#) = qualifier out of range (m) = manual integration (+) = signals summed

Data Path : Z:\SVOASRV\HPCHEM1\BNA N\DATA\BN100419\
 Data File : BN008011.D
 Acq On : 04 Oct 2019 19:46
 Operator : JU
 Sample : K5078-04RE
 Misc :
 ALS Vial : 9 Sample Multiplier: 1

Instrument :
 BNA_N
 ClientSampled :

Quant Time: Oct 05 01:25:27 2019
 Quant Method : Z:\SVOASRV\HPCHEM1\BNA N\METHODS\8270-SIM-BN091819.M
 Quant Title : ASP BNA STANDARDS FOR 5 POINT CALIBRATION
 QLast Update : Thu Oct 03 18:39:49 2019
 Response via : Initial Calibration

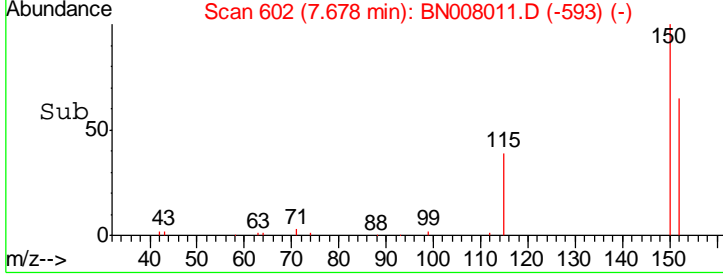
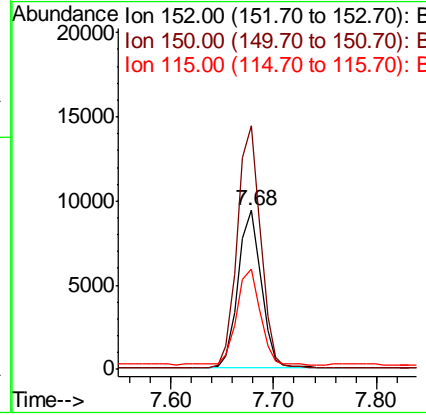
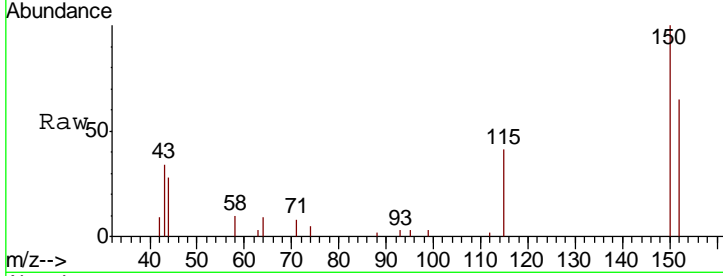




#1
 1,4-Dichlorobenzene-d4
 Concen: 0.400 ng
 RT: 7.68 min Scan# 602
 Delta R.T. -0.02 min
 Lab File: BN008011.D
 Acq: 04 Oct 2019 19:46

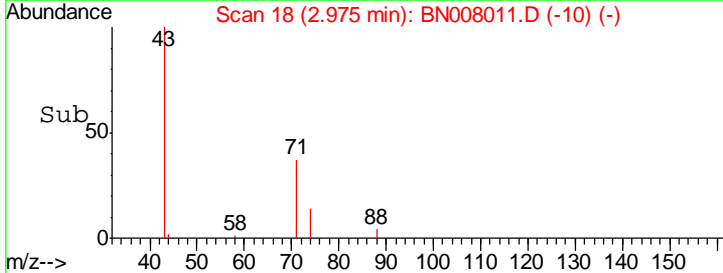
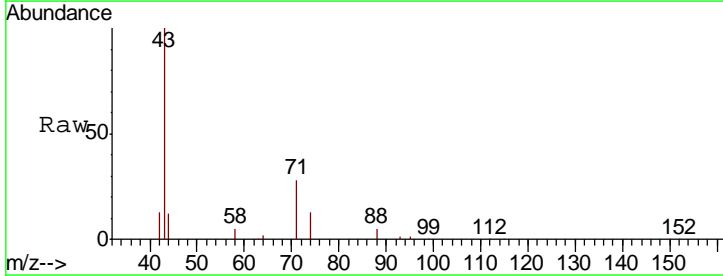
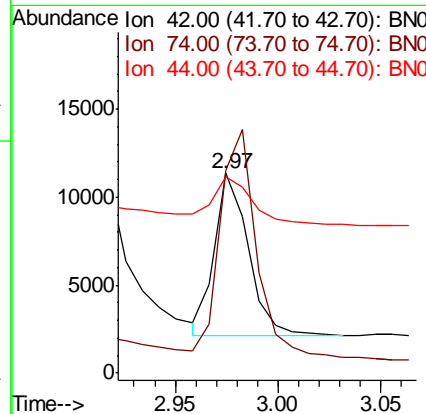
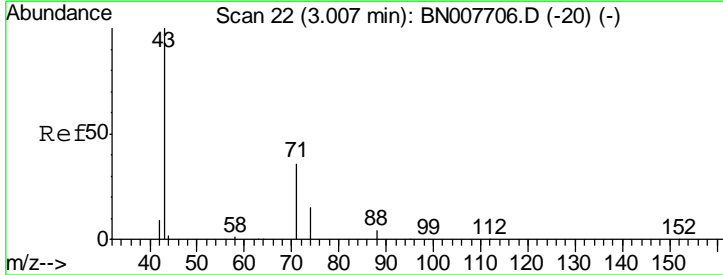
Instrument :
 BNA_N
 ClientSampled :

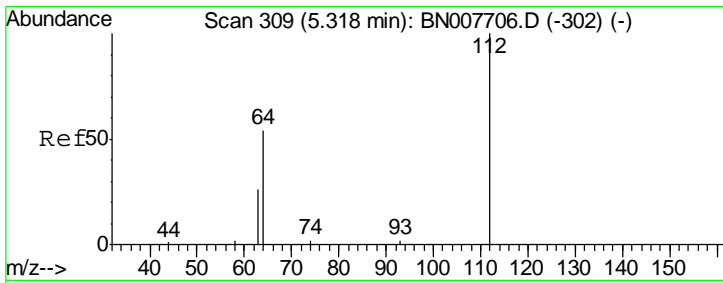
Tgt Ion	Resp	Lower	Upper
152	100		
150	153.4	125.6	188.4
115	63.1	53.3	79.9



#3
 n-Nitrosodimethylamine
 Concen: 1.426 ng
 RT: 2.97 min Scan# 18
 Delta R.T. -0.03 min
 Lab File: BN008011.D
 Acq: 04 Oct 2019 19:46

Tgt Ion	Resp	Lower	Upper
42	100		
74	157.6	87.9	131.9#
44	37.1	29.4	44.0

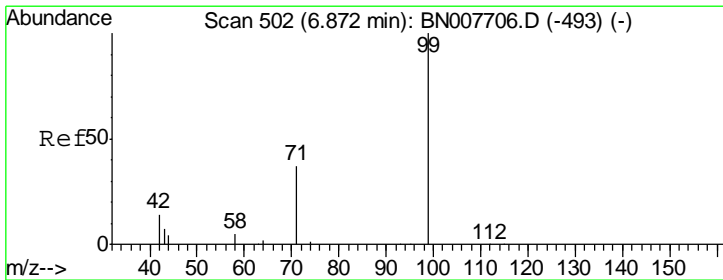
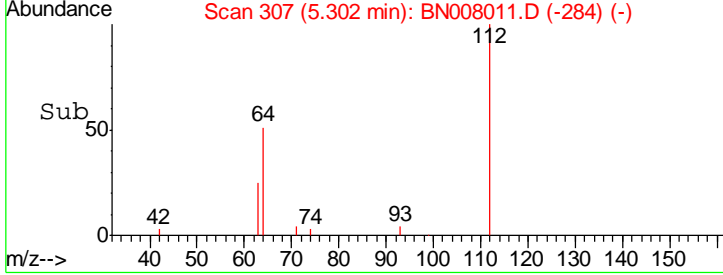
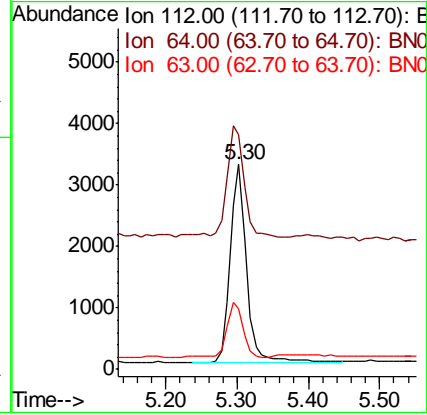
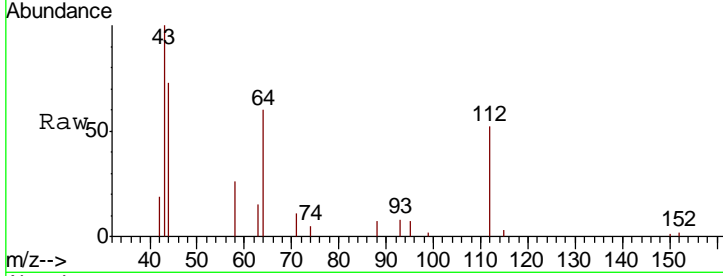




#4
 2-Fluorophenol
 Concen: 0.101 ng
 RT: 5.30 min Scan# 307
 Delta R.T. -0.02 min
 Lab File: BN008011.D
 Acq: 04 Oct 2019 19:46

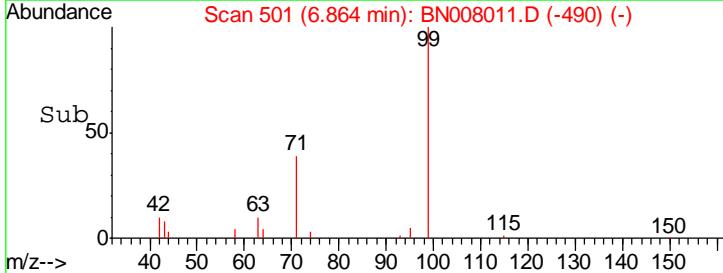
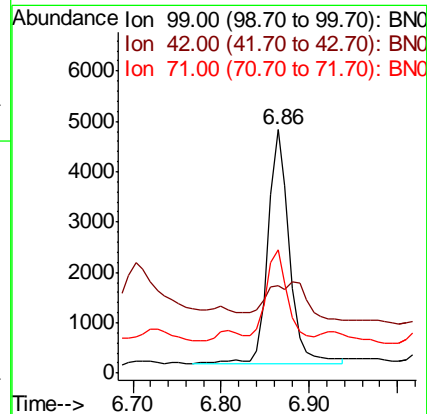
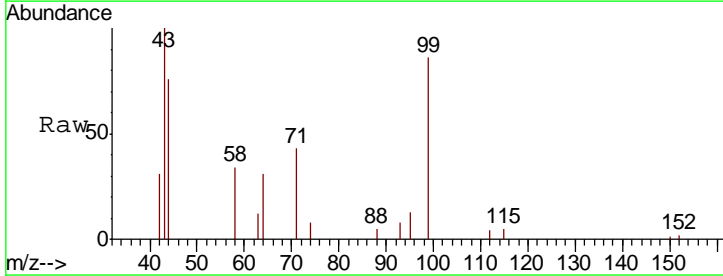
Instrument :
 BNA_N
 ClientSampled :

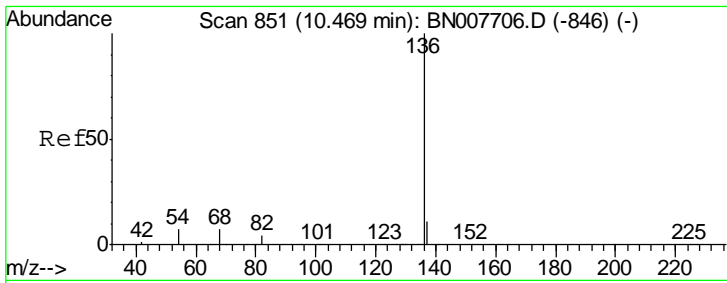
Tgt Ion	Resp	Lower	Upper
112	5105		
64	57.3	46.6	70.0
63	26.0	23.1	34.7



#5
 Phenol-d6
 Concen: 0.119 ng
 RT: 6.86 min Scan# 501
 Delta R.T. -0.01 min
 Lab File: BN008011.D
 Acq: 04 Oct 2019 19:46

Tgt Ion	Resp	Lower	Upper
99	7738		
42	30.2	12.8	19.2#
71	40.8	27.6	41.4

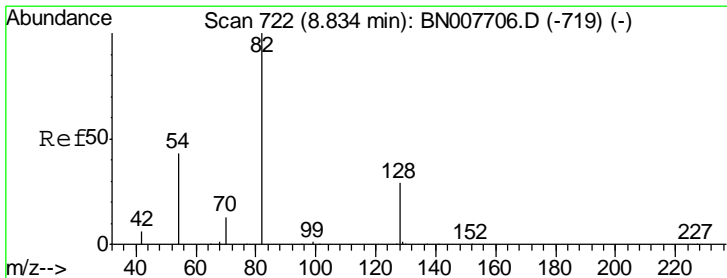
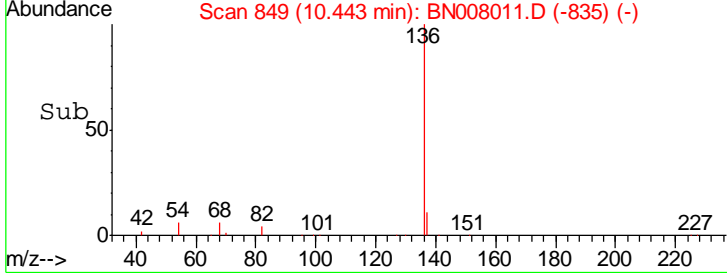
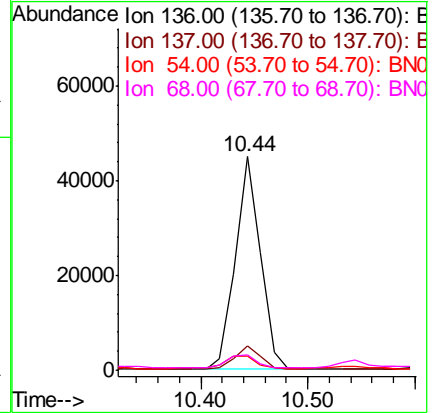
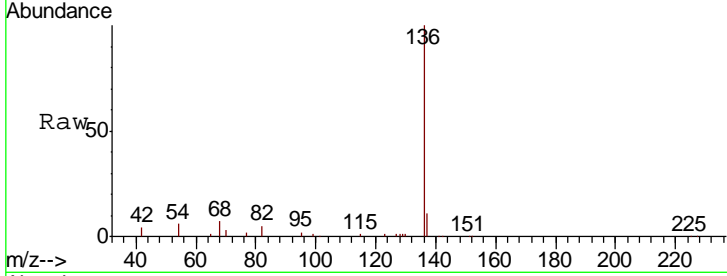




#7
 Naphthalene-d8
 Concen: 0.400 ng
 RT: 10.44 min Scan# 849
 Delta R.T. -0.03 min
 Lab File: BN008011.D
 Acq: 04 Oct 2019 19:46

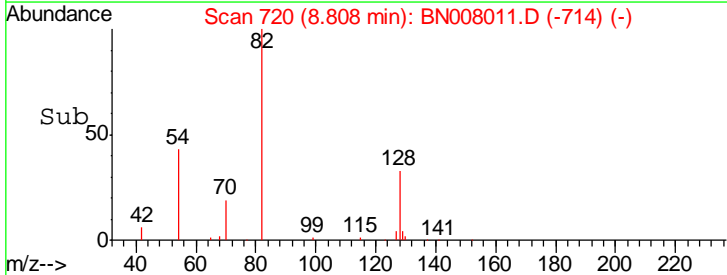
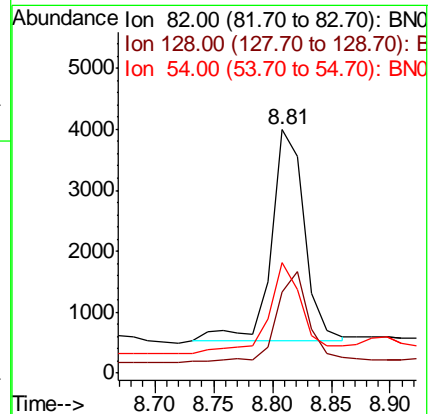
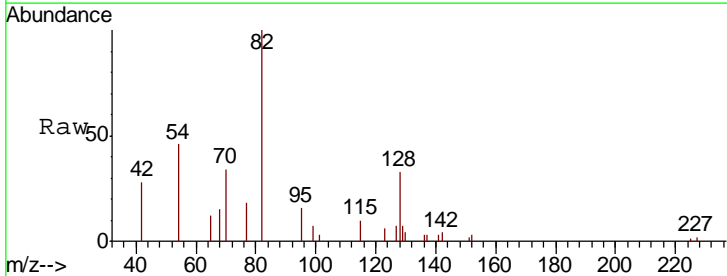
Instrument :
 BNA_N
 ClientSampled :

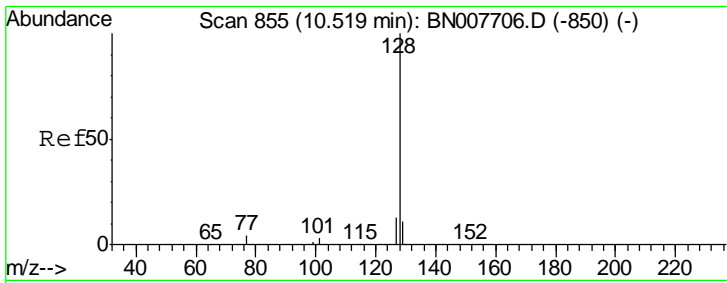
Tgt Ion	Resp	Lower	Upper
136	73852		
137	11.3	9.2	13.8
54	6.4	5.8	8.8
68	7.4	6.5	9.7



#8
 Nitrobenzene-d5
 Concen: 0.105 ng
 RT: 8.81 min Scan# 720
 Delta R.T. -0.03 min
 Lab File: BN008011.D
 Acq: 04 Oct 2019 19:46

Tgt Ion	Resp	Lower	Upper
82	6802		
128	33.1	24.5	36.7
54	45.6	35.2	52.8

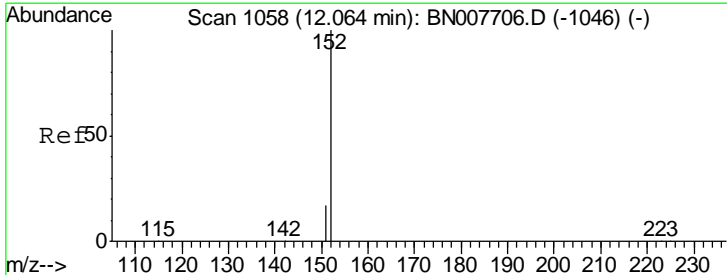
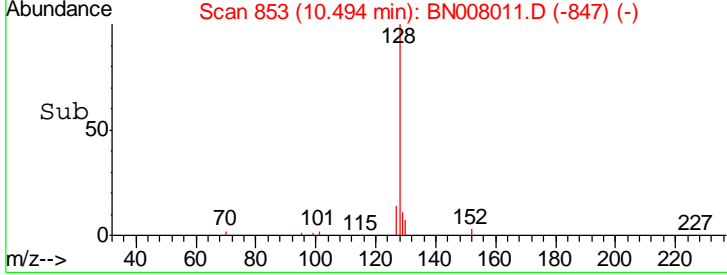
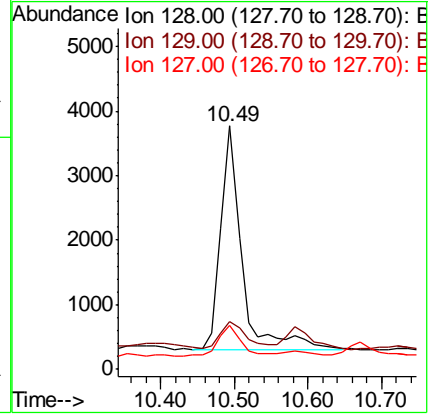
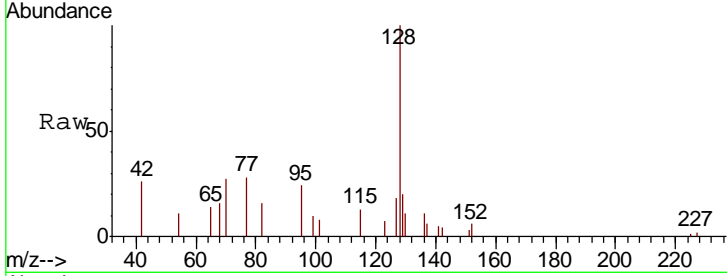




#9
 Naphthalene
 Concen: 0.033 ng
 RT: 10.49 min Scan# 853
 Delta R.T. -0.03 min
 Lab File: BN008011.D
 Acq: 04 Oct 2019 19:46

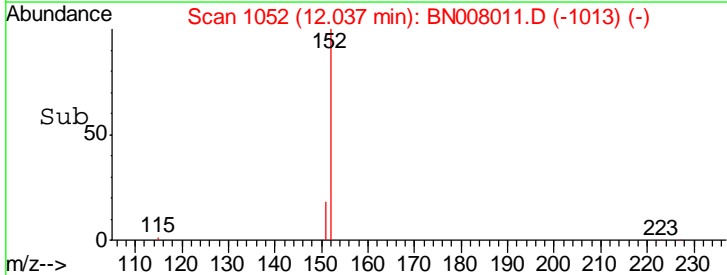
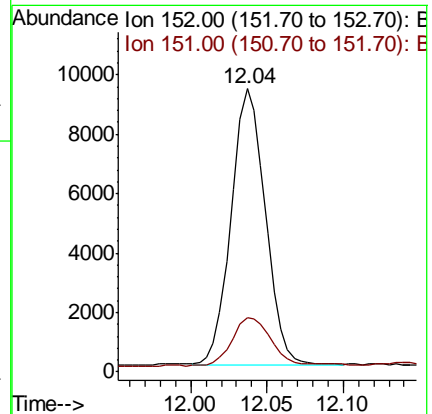
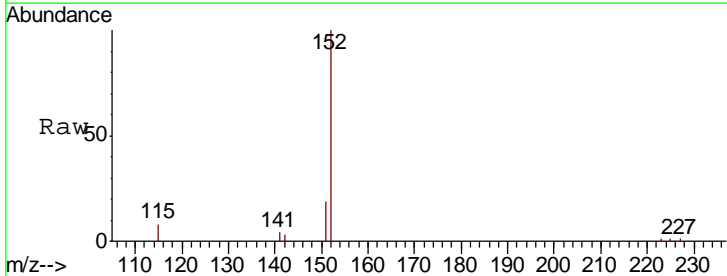
Instrument :
 BNA_N
 ClientSampled :

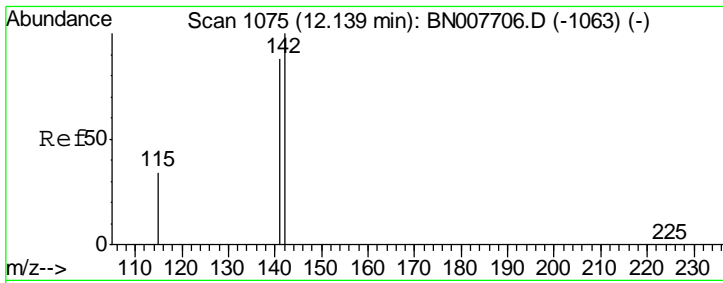
Tgt Ion	Resp	Lower	Upper
128	6809		
129	19.8	9.1	13.7#
127	18.3	10.6	15.8#



#11
 2-Methylnaphthalene-d10
 Concen: 0.115 ng
 RT: 12.04 min Scan# 1052
 Delta R.T. -0.03 min
 Lab File: BN008011.D
 Acq: 04 Oct 2019 19:46

Tgt Ion	Resp	Lower	Upper
152	14356		
151	20.1	15.4	23.2

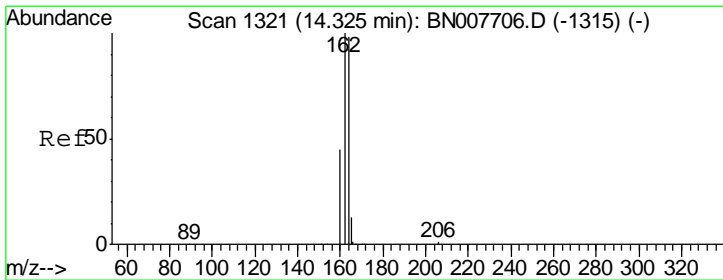
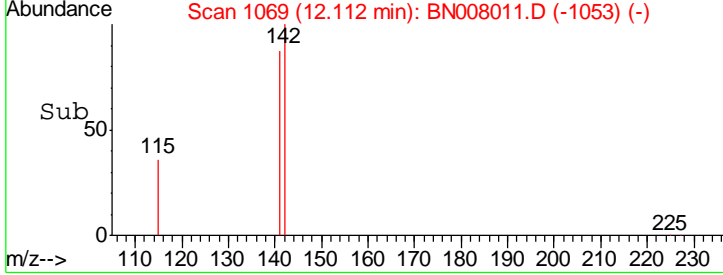
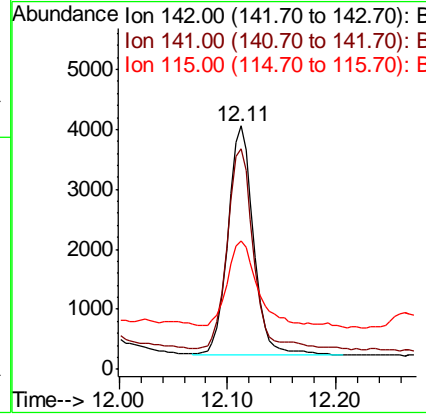
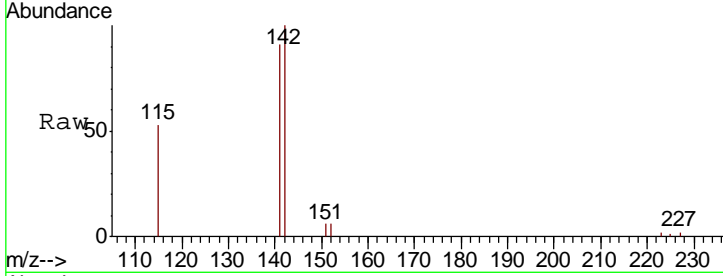




#12
 2-Methylnaphthalene
 Concen: 0.045 ng
 RT: 12.11 min Scan# 1069
 Delta R.T. -0.03 min
 Lab File: BN008011.D
 Acq: 04 Oct 2019 19:46

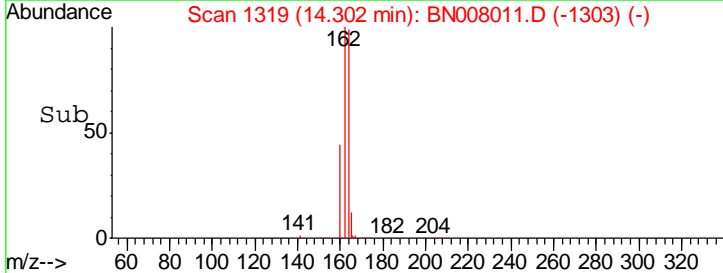
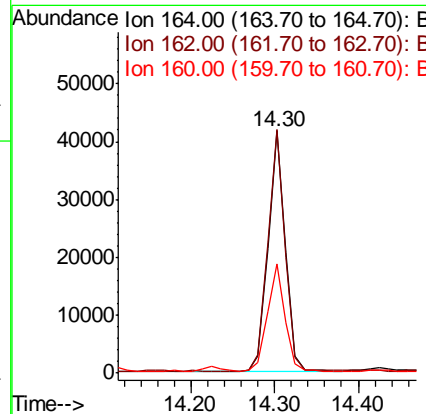
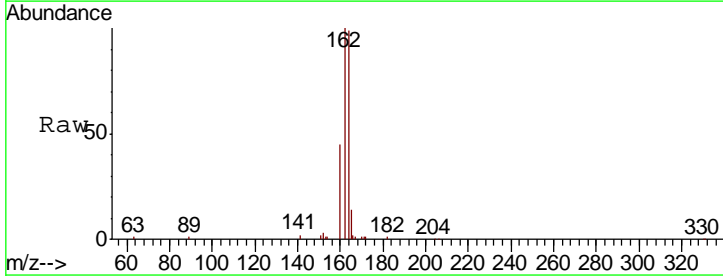
Instrument :
 BNA_N
 ClientSampled :

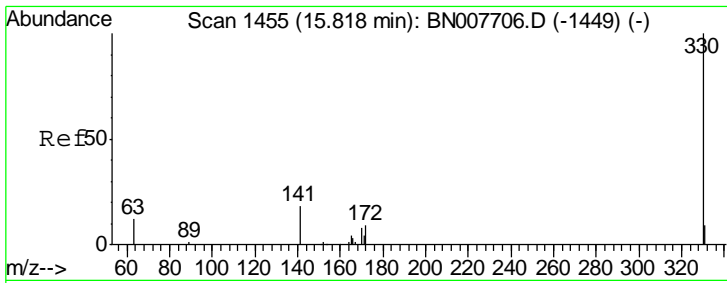
Tgt Ion	Resp	Lower	Upper
142	6319		
141	90.7	70.6	106.0
115	52.7	28.3	42.5#



#13
 Acenaphthene-d10
 Concen: 0.400 ng
 RT: 14.30 min Scan# 1319
 Delta R.T. -0.02 min
 Lab File: BN008011.D
 Acq: 04 Oct 2019 19:46

Tgt Ion	Resp	Lower	Upper
164	59852		
162	100.7	81.7	122.5
160	45.0	37.0	55.4

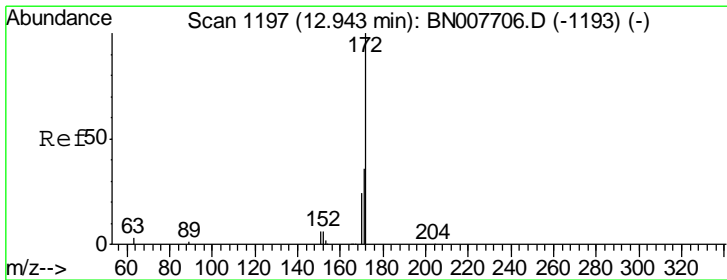
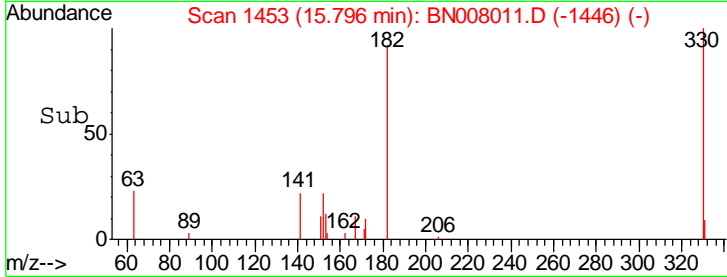
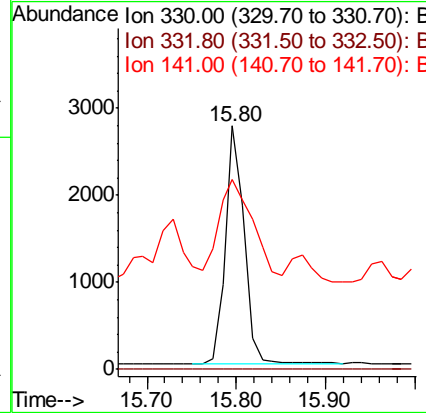
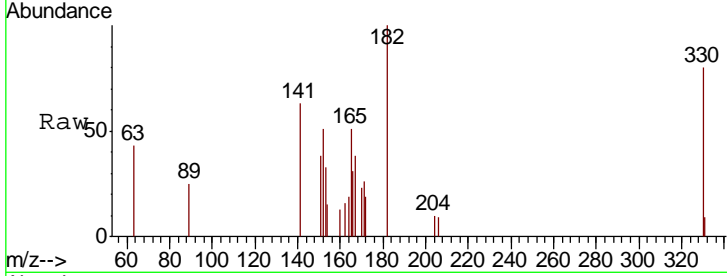




#14
 2,4,6-Tribromophenol
 Concen: 0.123 ng
 RT: 15.80 min Scan# 1453
 Delta R.T. -0.02 min
 Lab File: BN008011.D
 Acq: 04 Oct 2019 19:46

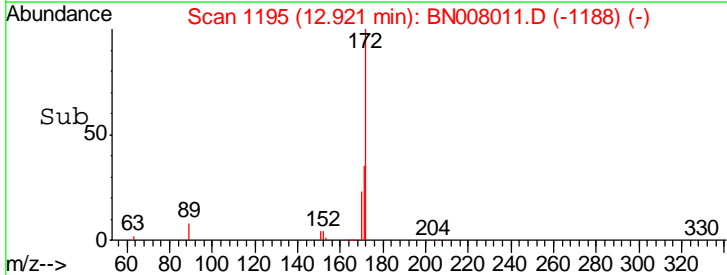
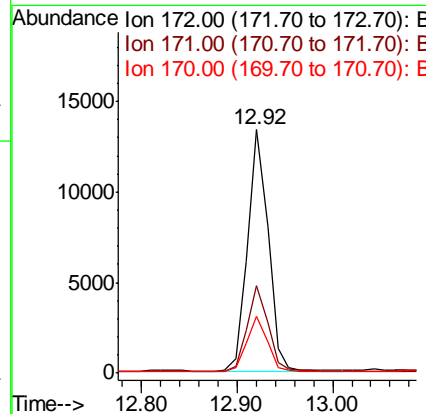
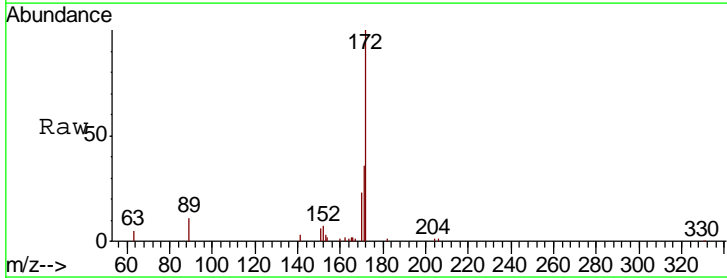
Instrument :
 BNA_N
 ClientSampled :

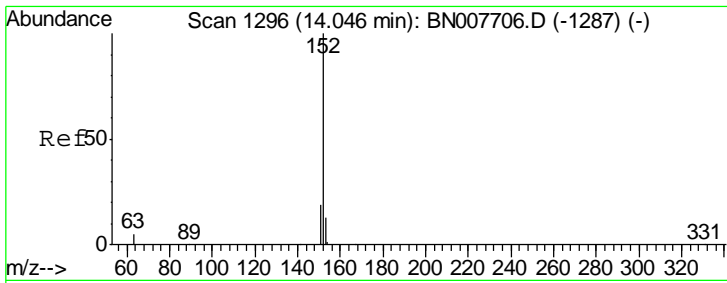
Tgt Ion	Resp	Lower	Upper
330	4014		
332	0.0	0.0	0.0
141	70.1	28.7	43.1#



#15
 2-Fluorobiphenyl
 Concen: 0.081 ng
 RT: 12.92 min Scan# 1195
 Delta R.T. -0.02 min
 Lab File: BN008011.D
 Acq: 04 Oct 2019 19:46

Tgt Ion	Resp	Lower	Upper
172	19867		
171	35.7	28.8	43.2
170	23.1	19.5	29.3

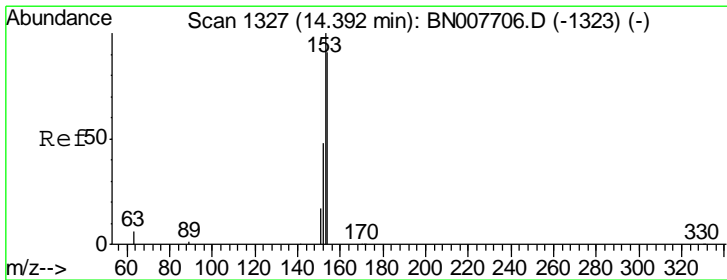
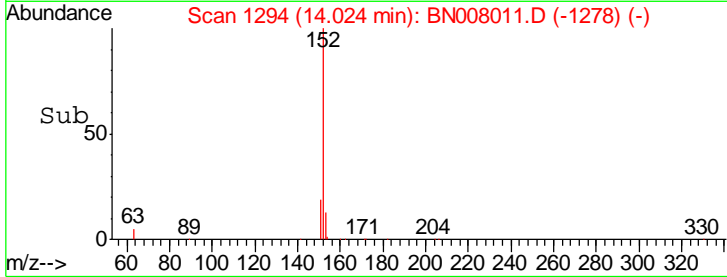
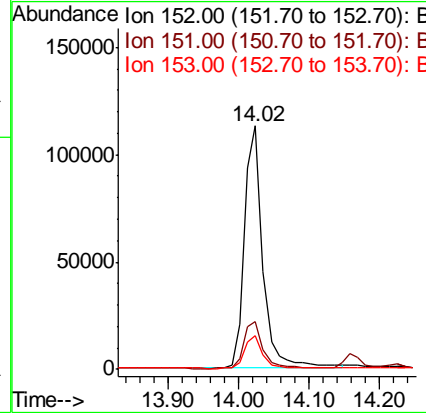
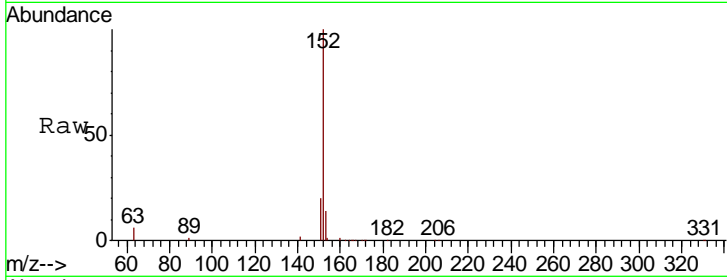




#16
 Acenaphthylene
 Concen: 0.648 ng
 RT: 14.02 min Scan# 1294
 Delta R.T. -0.02 min
 Lab File: BN008011.D
 Acq: 04 Oct 2019 19:46

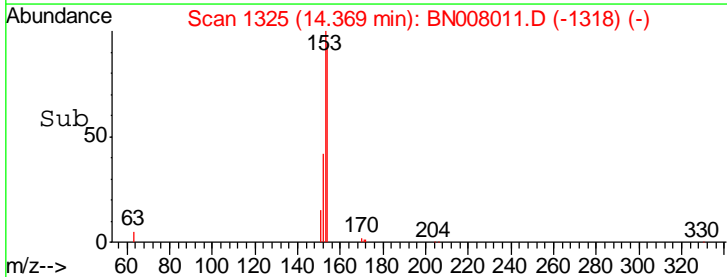
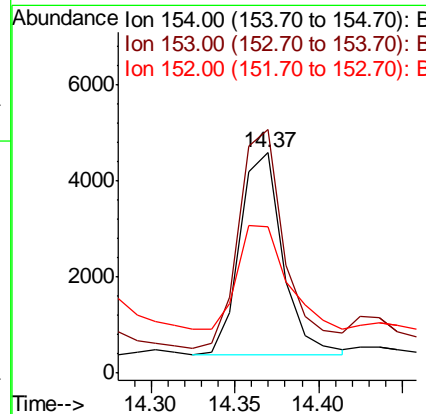
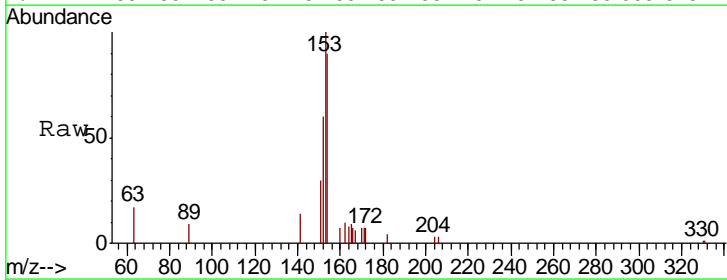
Instrument :
 BNA_N
 ClientSampled :

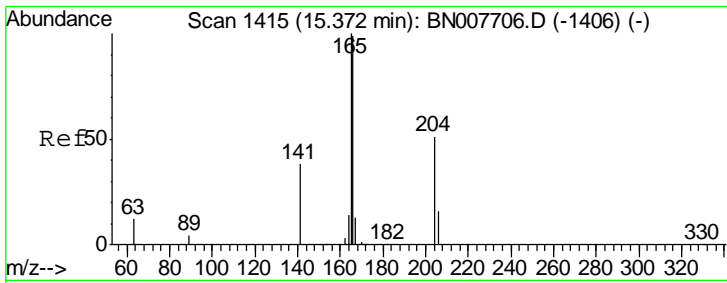
Tgt Ion	Resp	Lower	Upper
152	205834		
151	20.1	15.5	23.3
153	13.2	10.4	15.6



#17
 Acenaphthene
 Concen: 0.036 ng
 RT: 14.37 min Scan# 1325
 Delta R.T. -0.02 min
 Lab File: BN008011.D
 Acq: 04 Oct 2019 19:46

Tgt Ion	Resp	Lower	Upper
154	7422		
153	117.0	87.0	130.4
152	58.7	42.7	64.1

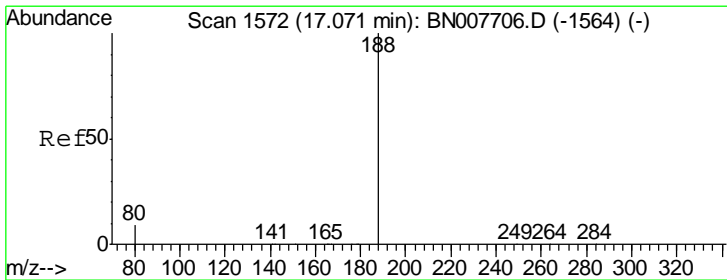
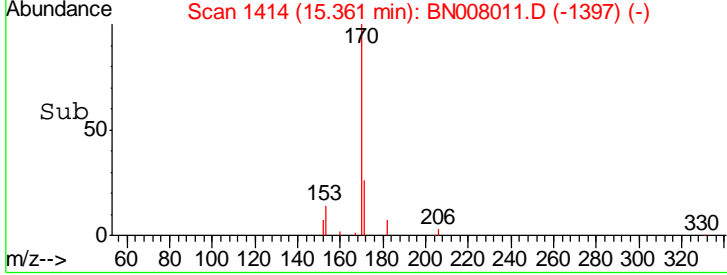
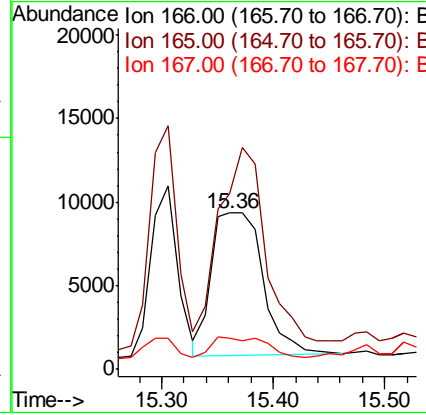
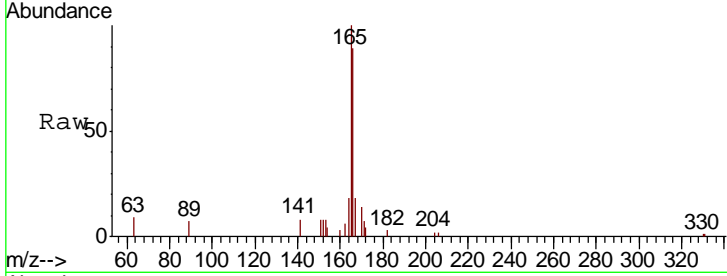




#18
 Fluorene
 Concen: 0.104 ng
 RT: 15.36 min Scan# 1414
 Delta R.T. -0.01 min
 Lab File: BN008011.D
 Acq: 04 Oct 2019 19:46

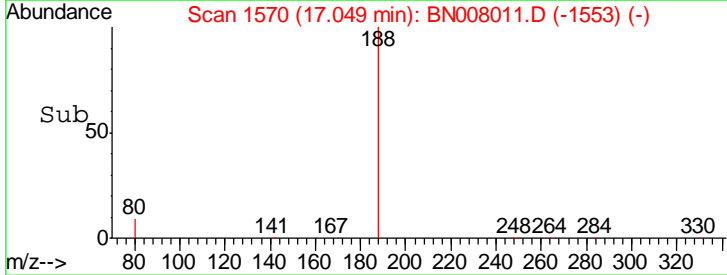
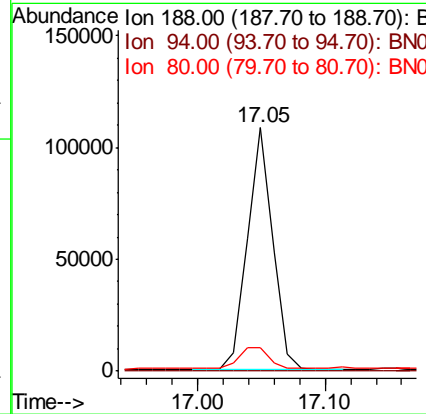
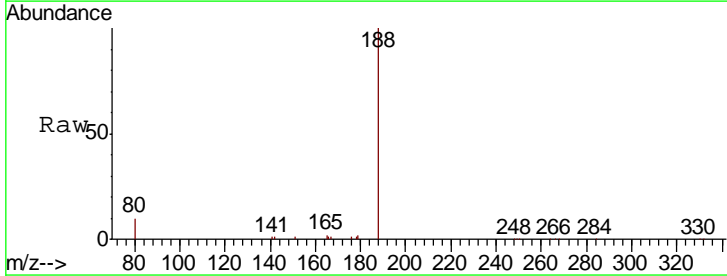
Instrument :
 BNA_N
 ClientSampled :

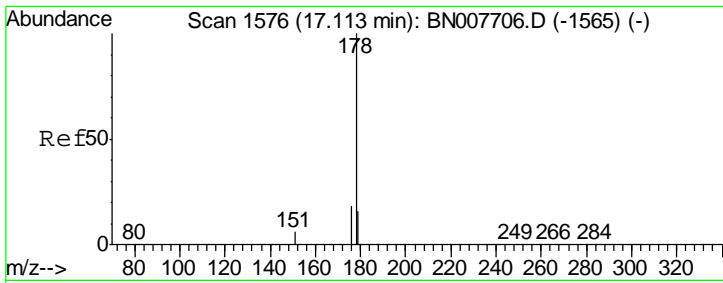
Tgt Ion	Resp	Lower	Upper
166	100		
165	125.3	78.0	117.0#
167	0.0	10.9	16.3#



#19
 Phenanthrene-d10
 Concen: 0.400 ng
 RT: 17.05 min Scan# 1570
 Delta R.T. -0.02 min
 Lab File: BN008011.D
 Acq: 04 Oct 2019 19:46

Tgt Ion	Resp	Lower	Upper
188	100		
94	0.0	0.0	0.0
80	9.7	7.4	11.2

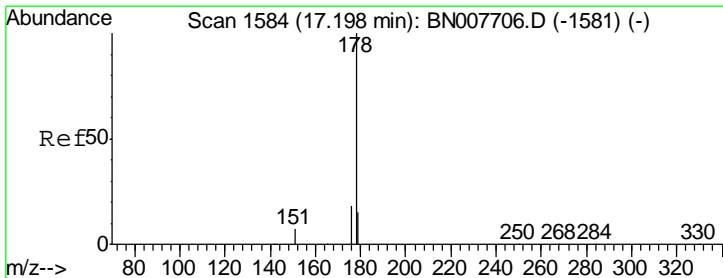
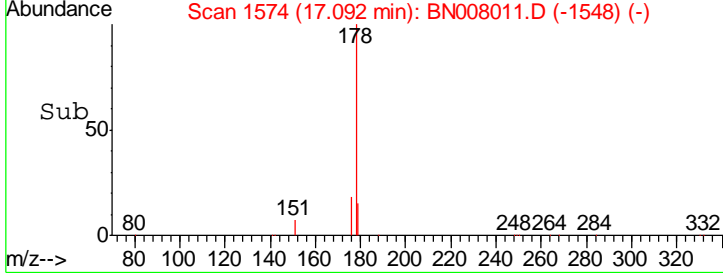
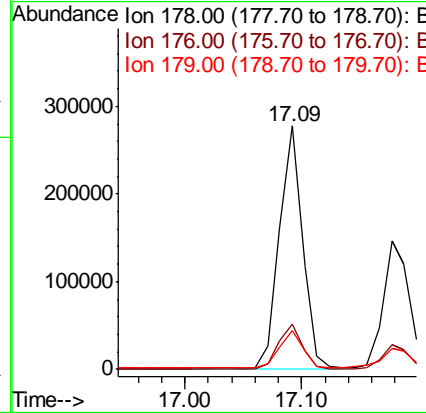
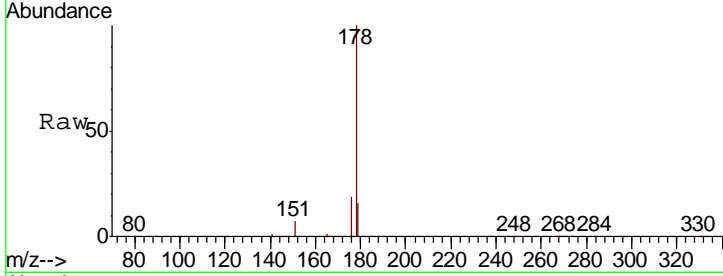




#23
 Phenanthrene
 Concen: 0.816 ng
 RT: 17.09 min Scan# 1574
 Delta R.T. -0.02 min
 Lab File: BN008011.D
 Acq: 04 Oct 2019 19:46

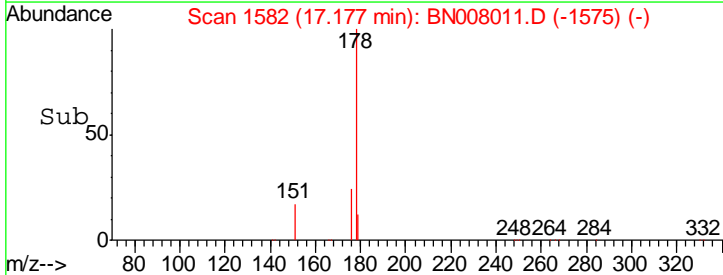
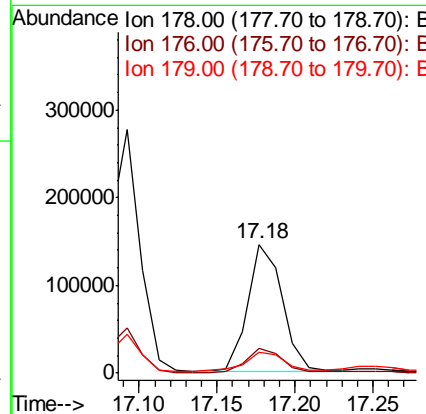
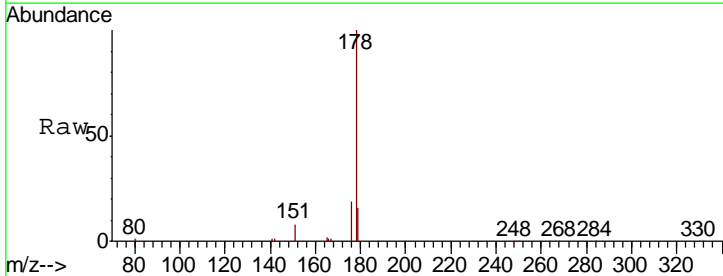
Instrument :
 BNA_N
 ClientSampled :

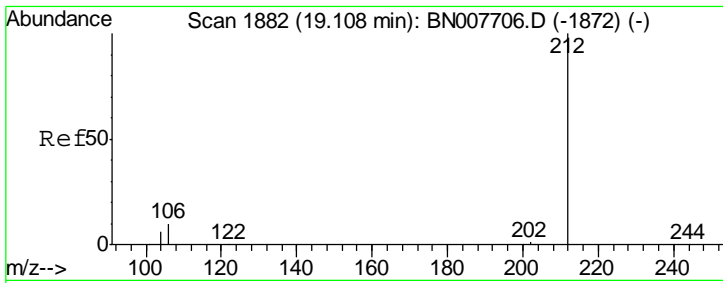
Tgt Ion	Resp	Lower	Upper
178	381042		
176	18.5	14.9	22.3
179	16.1	12.5	18.7



#24
 Anthracene
 Concen: 0.531 ng
 RT: 17.18 min Scan# 1582
 Delta R.T. -0.02 min
 Lab File: BN008011.D
 Acq: 04 Oct 2019 19:46

Tgt Ion	Resp	Lower	Upper
178	224145		
176	18.2	14.6	21.8
179	15.8	12.2	18.4

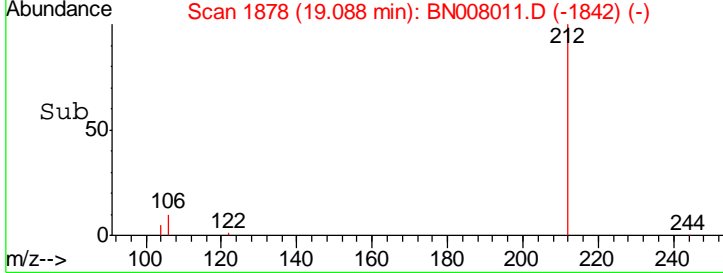
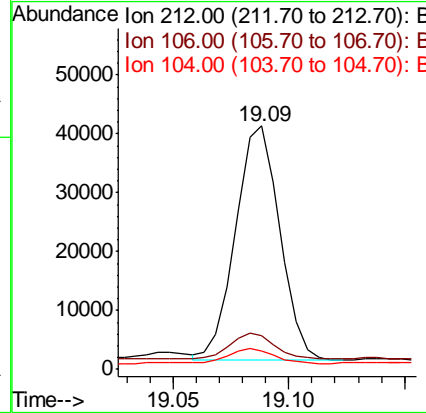
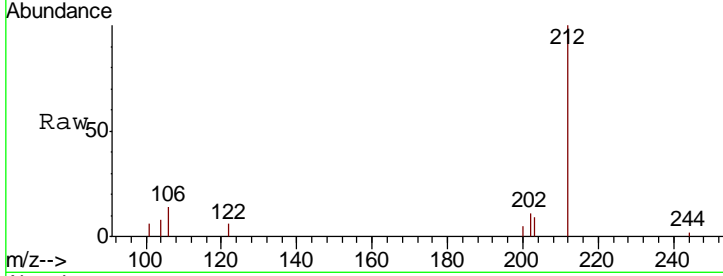




#25
 Fluoranthene-d10
 Concen: 0.105 ng
 RT: 19.09 min Scan# 1878
 Delta R.T. -0.02 min
 Lab File: BN008011.D
 Acq: 04 Oct 2019 19:46

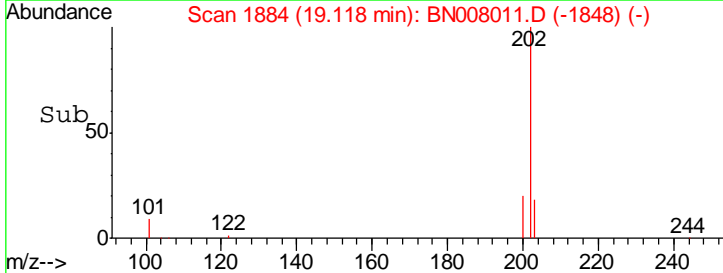
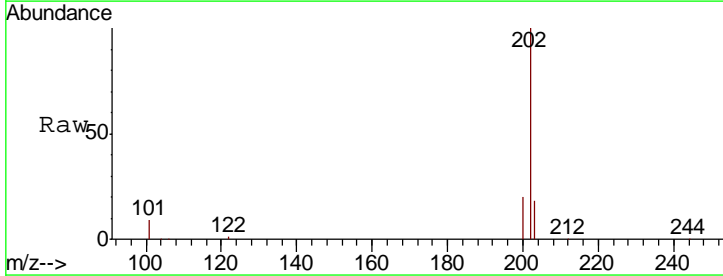
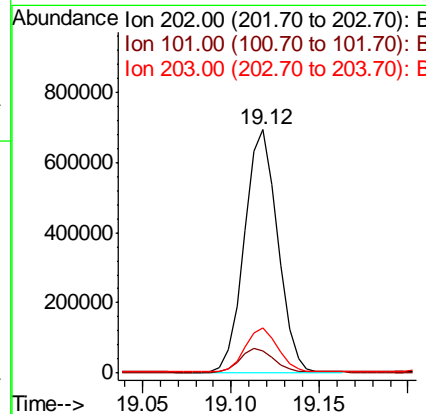
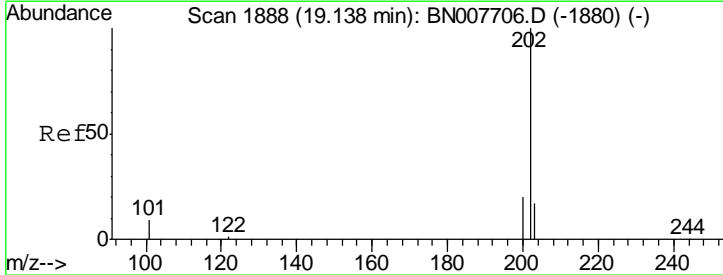
Instrument :
 BNA_N
 ClientSampled :

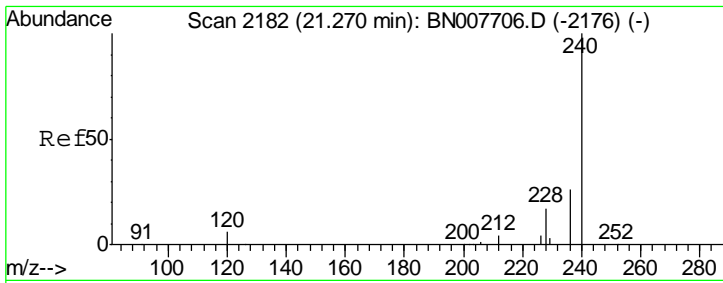
Tgt Ion	Resp	Lower	Upper
212	52892		
106	11.2	9.4	14.0
104	7.6	5.3	7.9



#26
 Fluoranthene
 Concen: 1.545 ng
 RT: 19.12 min Scan# 1884
 Delta R.T. -0.02 min
 Lab File: BN008011.D
 Acq: 04 Oct 2019 19:46

Tgt Ion	Resp	Lower	Upper
202	897006		
101	10.7	8.4	12.6
203	17.9	13.8	20.8

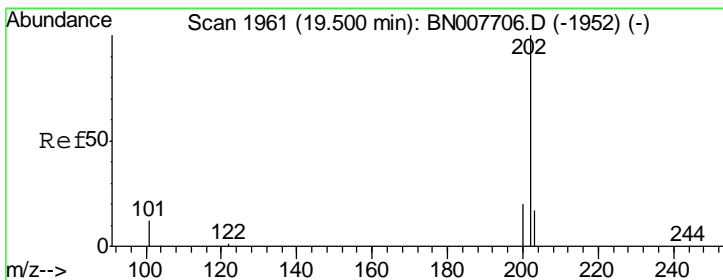
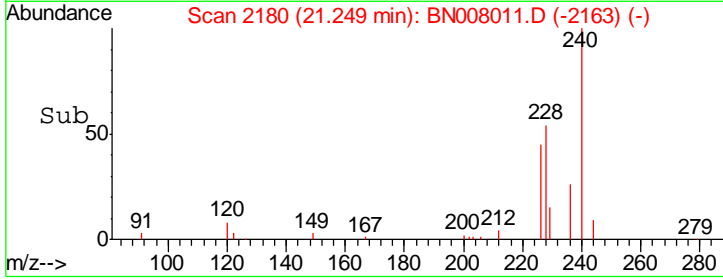
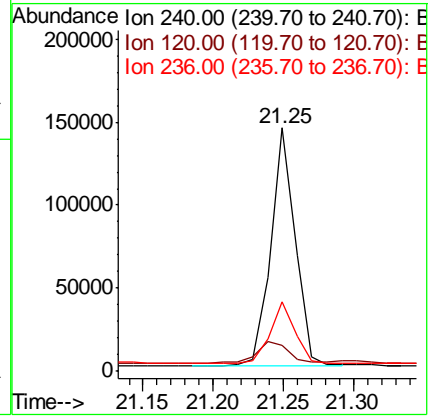
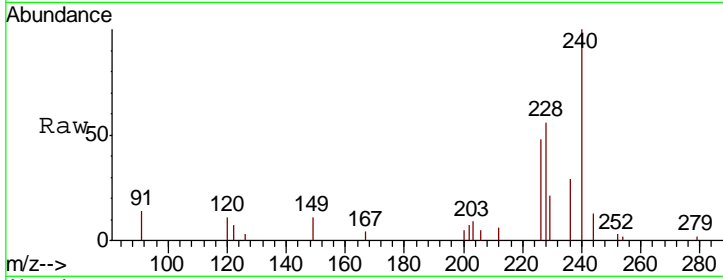




#27
 Chrysene-d12
 Concen: 0.400 ng
 RT: 21.25 min Scan# 2180
 Delta R.T. -0.02 min
 Lab File: BN008011.D
 Acq: 04 Oct 2019 19:46

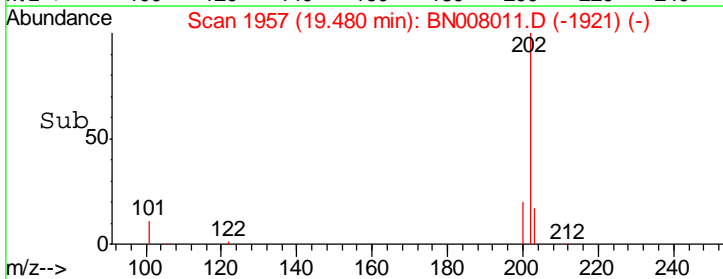
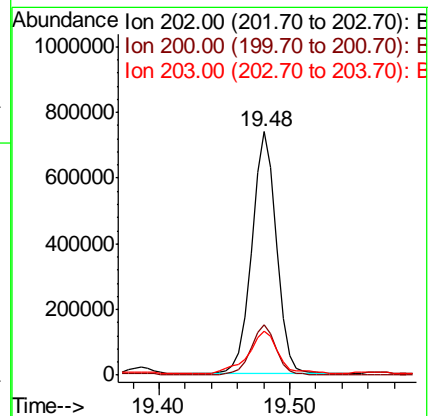
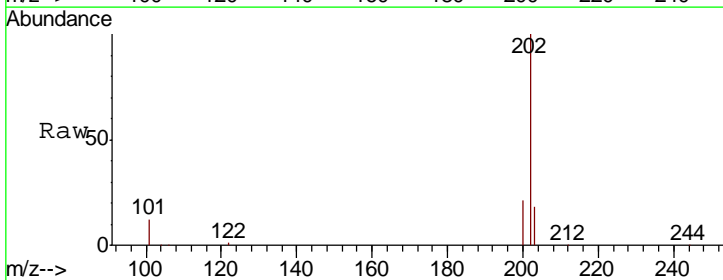
Instrument :
 BNA_N
 ClientSampled :

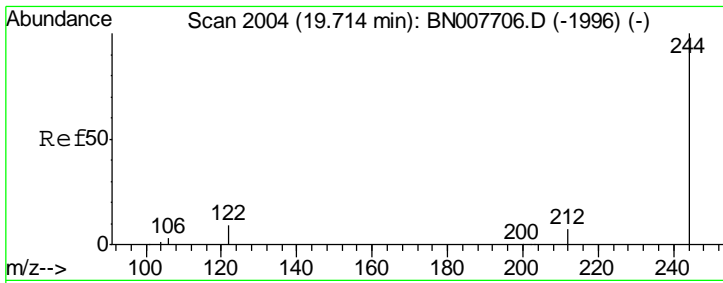
Tgt Ion	Resp	Lower	Upper
240	174971		
120	10.9	5.4	8.2#
236	28.7	21.0	31.4



#28
 Pyrene
 Concen: 1.643 ng
 RT: 19.48 min Scan# 1957
 Delta R.T. -0.02 min
 Lab File: BN008011.D
 Acq: 04 Oct 2019 19:46

Tgt Ion	Resp	Lower	Upper
202	980699		
200	20.5	16.4	24.6
203	21.3	14.1	21.1#

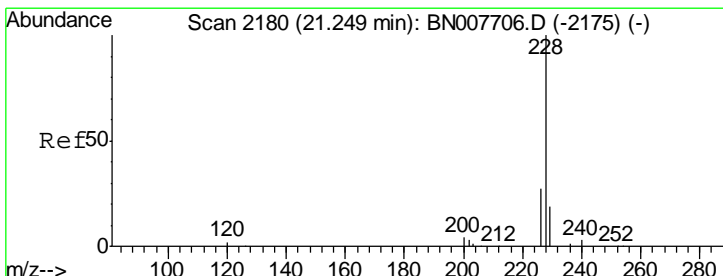
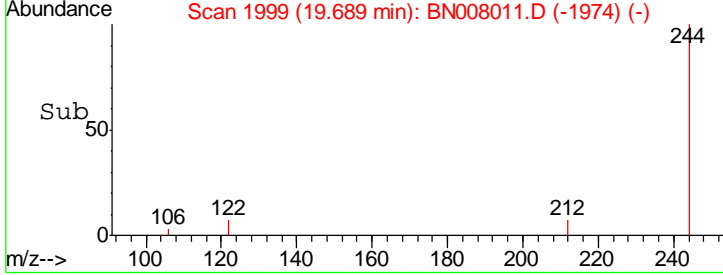
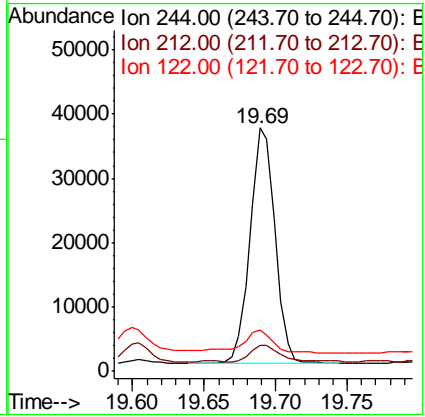
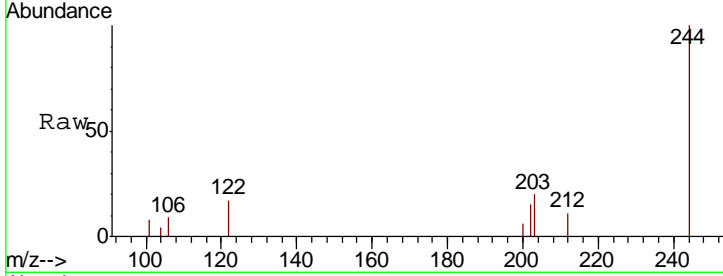




#29
 Terphenyl-d14
 Concen: 0.104 ng
 RT: 19.69 min Scan# 1999
 Delta R.T. -0.02 min
 Lab File: BN008011.D
 Acq: 04 Oct 2019 19:46

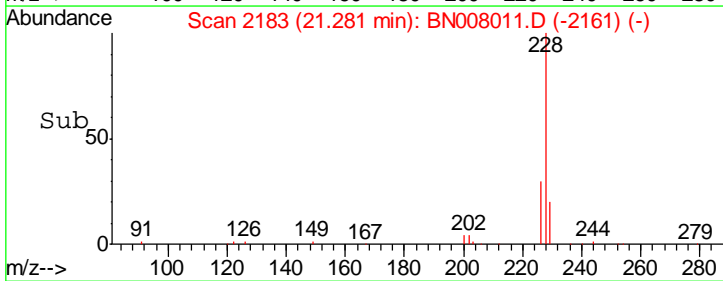
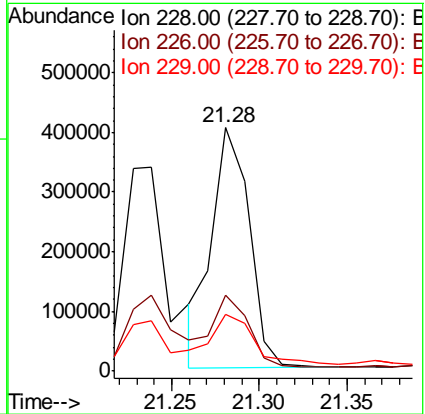

Instrument :
 BNA_N
 ClientSampled :

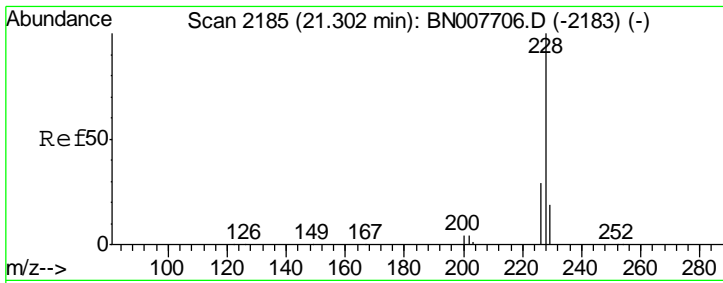
Tgt Ion	Resp	Lower	Upper
244	44819		
212	10.8	5.9	8.9#
122	17.0	7.4	11.2#



#30
 Benzo(a)anthracene
 Concen: 0.921 ng
 RT: 21.28 min Scan# 2183
 Delta R.T. 0.03 min
 Lab File: BN008011.D
 Acq: 04 Oct 2019 19:46

Tgt Ion	Resp	Lower	Upper
228	593301		
226	31.0	22.1	33.1
229	23.1	15.8	23.6

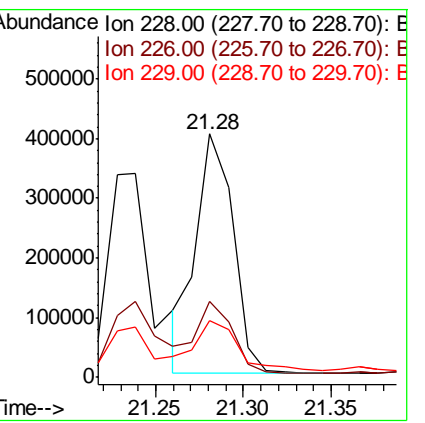
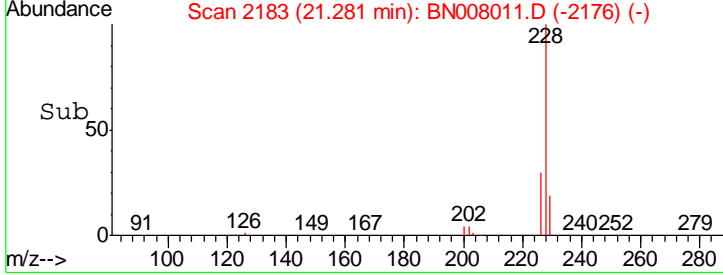
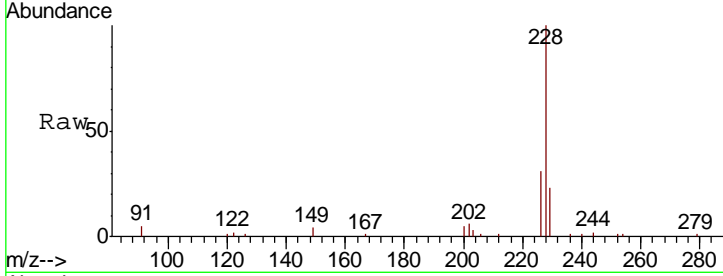




#31
 Chrysene
 Concen: 0.942 ng
 RT: 21.28 min Scan# 2183
 Delta R.T. -0.02 min
 Lab File: BN008011.D
 Acq: 04 Oct 2019 19:46

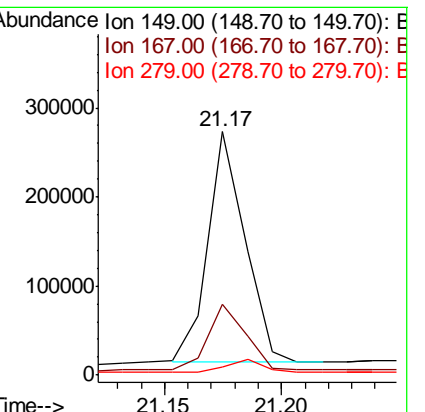
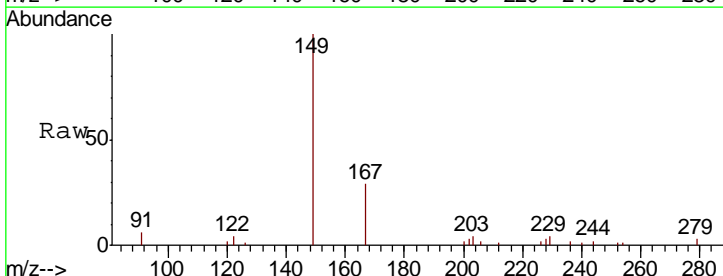
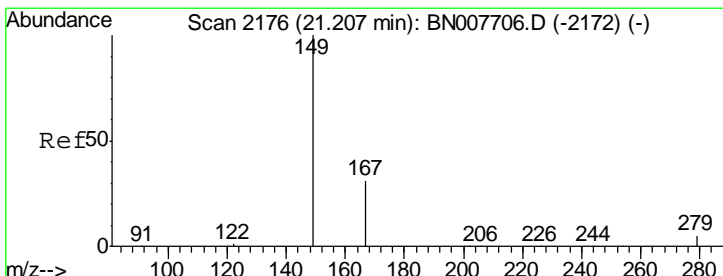
Instrument :
 BNA_N
 ClientSampled :

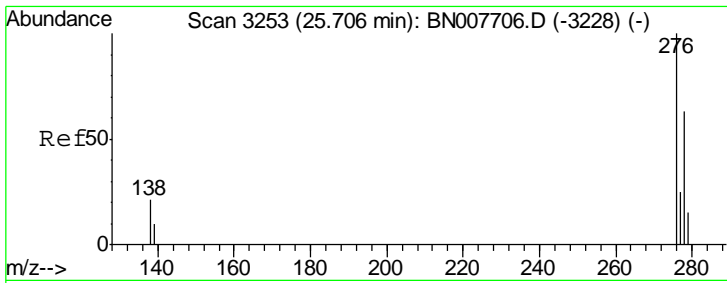
Tgt Ion	Resp	Lower	Upper
228	591346		
226	31.0	23.9	35.9
229	23.1	15.8	23.6



#32
 Bis(2-ethylhexyl)phthalate
 Concen: 0.862 ng
 RT: 21.17 min Scan# 2173
 Delta R.T. -0.03 min
 Lab File: BN008011.D
 Acq: 04 Oct 2019 19:46

Tgt Ion	Resp	Lower	Upper
149	285640		
167	28.4	23.7	35.5
279	5.3	4.2	6.2

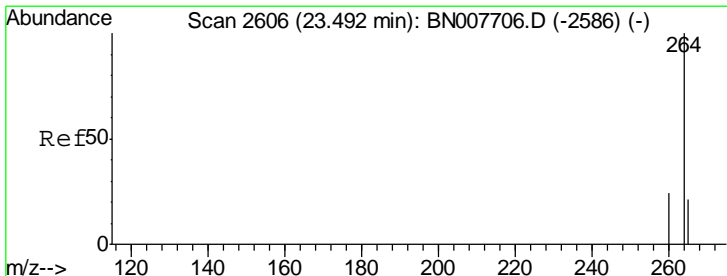
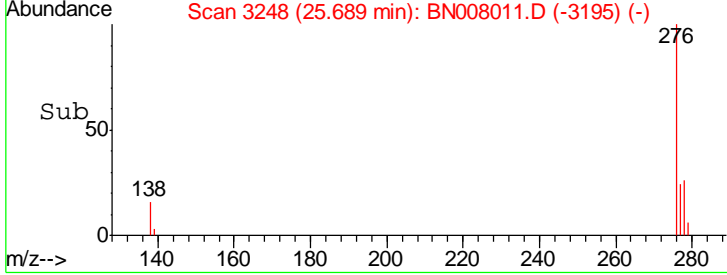
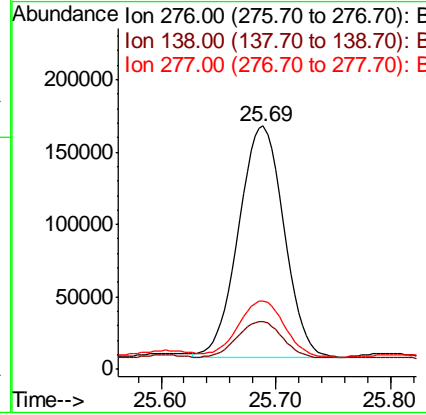
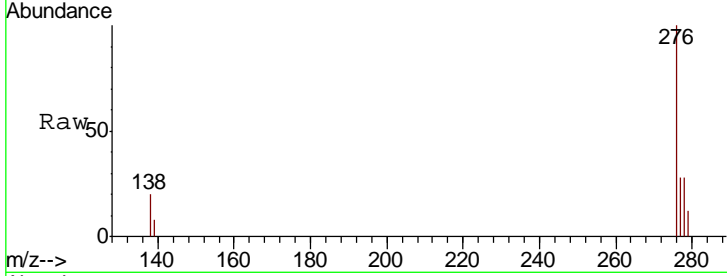




#33
 Indeno(1,2,3-cd)pyrene
 Concen: 0.555 ng
 RT: 25.69 min Scan# 3248
 Delta R.T. -0.02 min
 Lab File: BN008011.D
 Acq: 04 Oct 2019 19:46

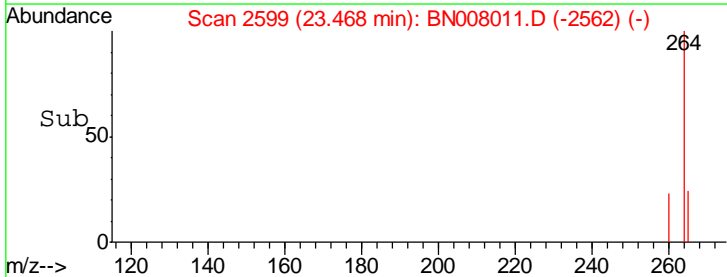
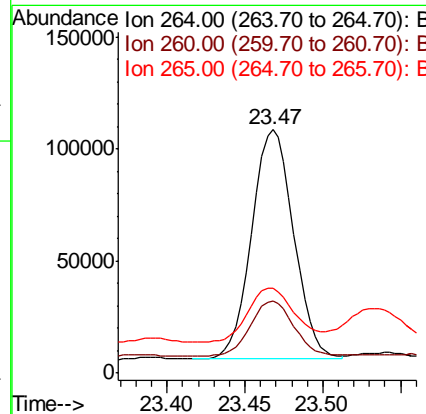
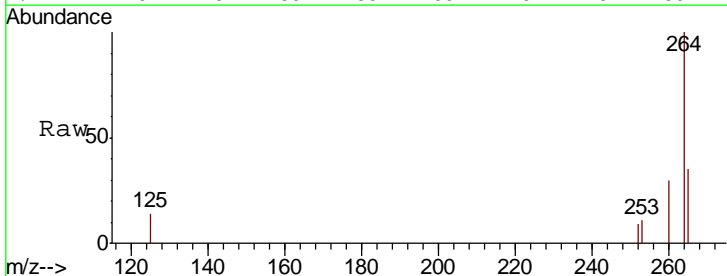
Instrument :
 BNA_N
 ClientSampled :

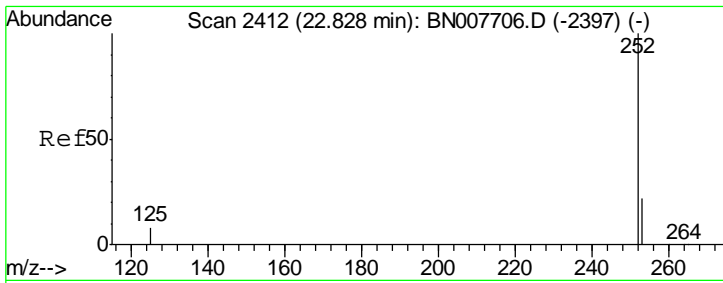
Tgt Ion	Resp	Lower	Upper
276	436529		
138	16.1	17.1	25.7#
277	25.0	20.0	30.0



#34
 Perylene-d12
 Concen: 0.400 ng
 RT: 23.47 min Scan# 2599
 Delta R.T. -0.02 min
 Lab File: BN008011.D
 Acq: 04 Oct 2019 19:46

Tgt Ion	Resp	Lower	Upper
264	192019		
260	29.7	19.3	28.9#
265	34.7	26.9	40.3

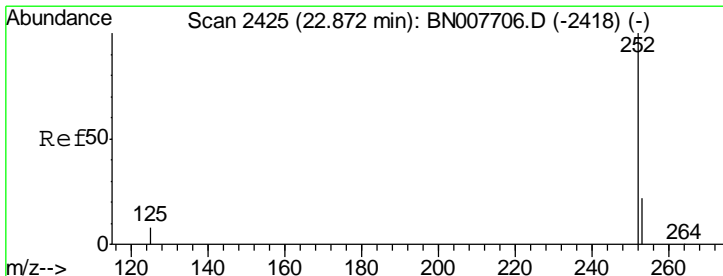
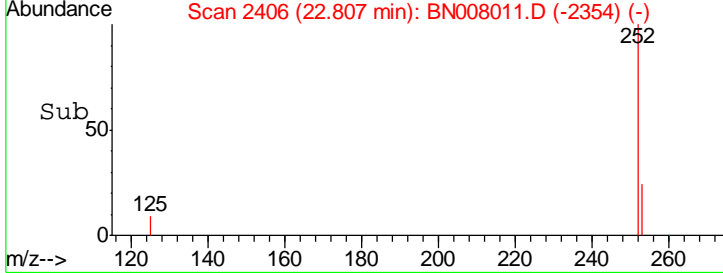
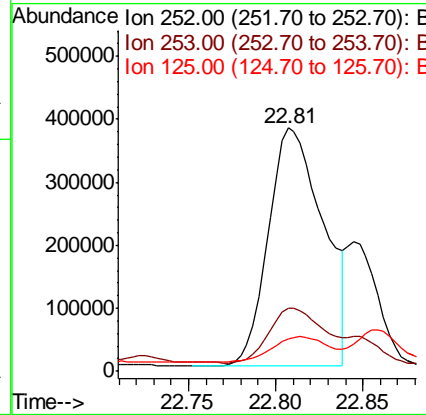
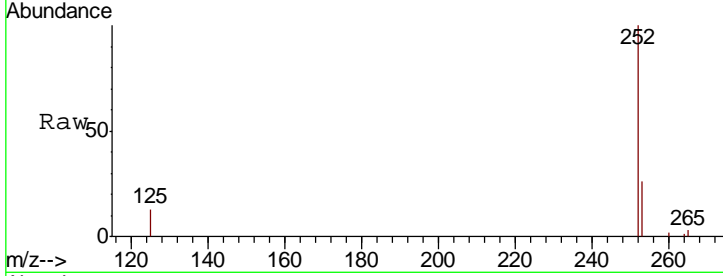




#35
 Benzo(b)fluoranthene
 Concen: 1.248 ng
 RT: 22.81 min Scan# 2406
 Delta R.T. -0.02 min
 Lab File: BN008011.D
 Acq: 04 Oct 2019 19:46

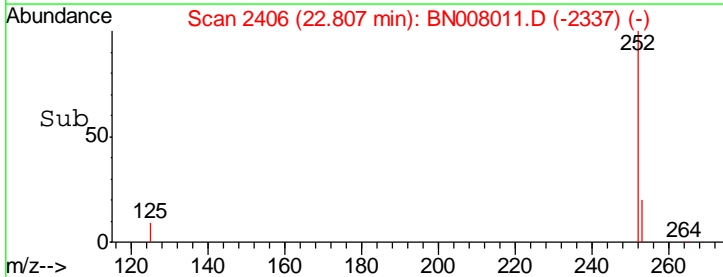
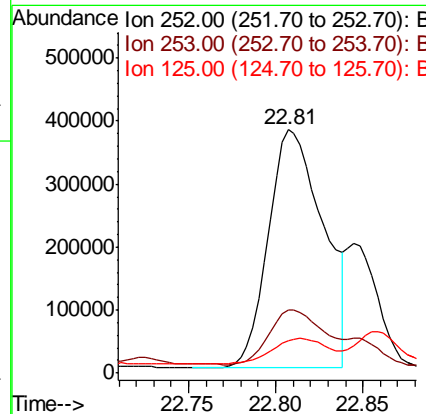
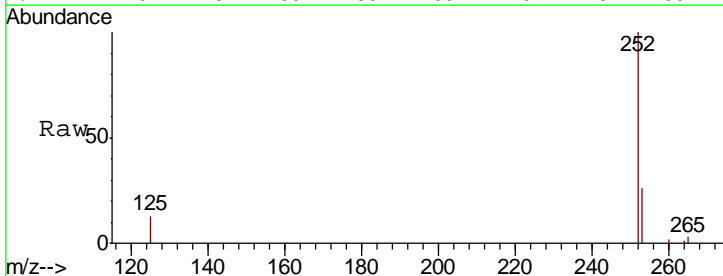
Instrument :
 BNA_N
 ClientSampled :

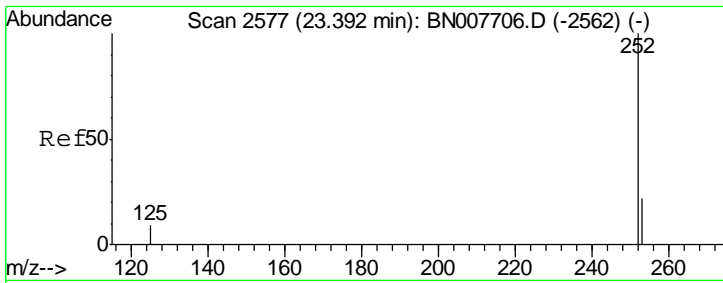
Tgt Ion	Resp	Lower	Upper
252	831623		
253	26.0	18.3	27.5
125	13.2	8.2	12.4#



#36
 Benzo(k)fluoranthene
 Concen: 1.262 ng
 RT: 22.81 min Scan# 2406
 Delta R.T. -0.07 min
 Lab File: BN008011.D
 Acq: 04 Oct 2019 19:46

Tgt Ion	Resp	Lower	Upper
252	831623		
253	26.0	18.5	27.7
125	13.2	8.4	12.6#

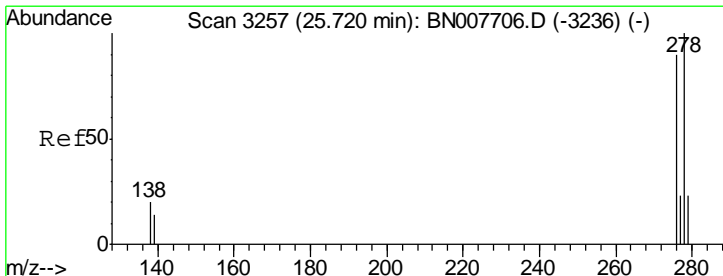
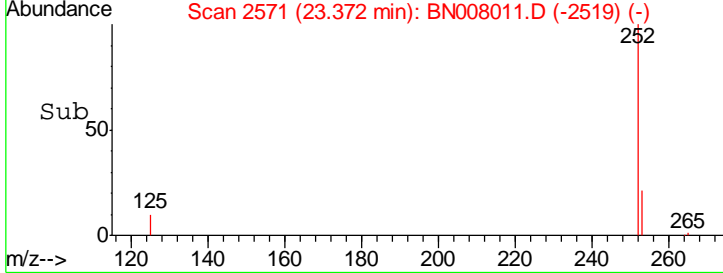
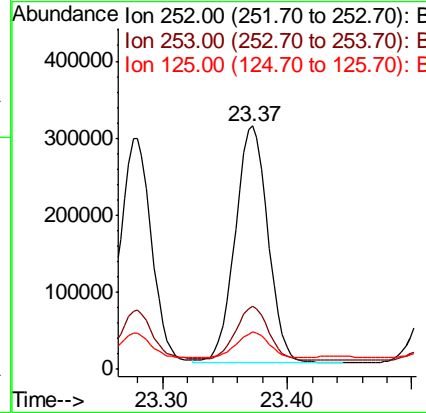
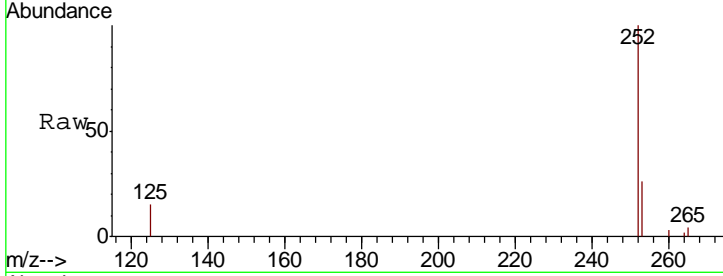




#37
 Benzo(a)pyrene
 Concen: 0.891 ng
 RT: 23.37 min Scan# 2571
 Delta R.T. -0.02 min
 Lab File: BN008011.D
 Acq: 04 Oct 2019 19:46

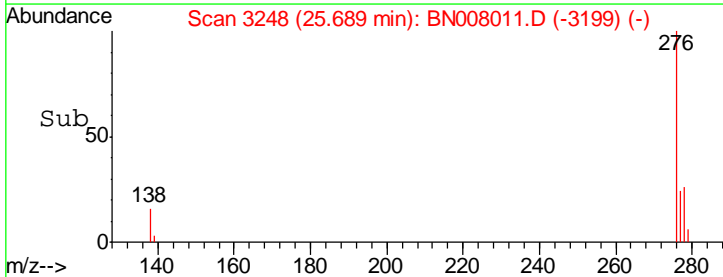
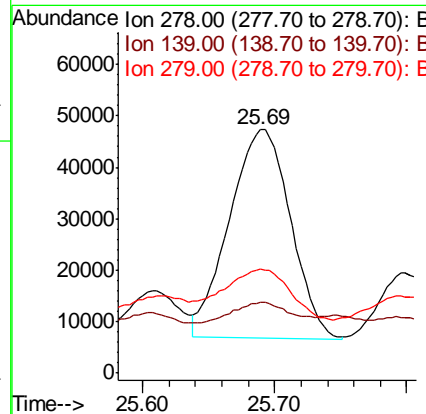
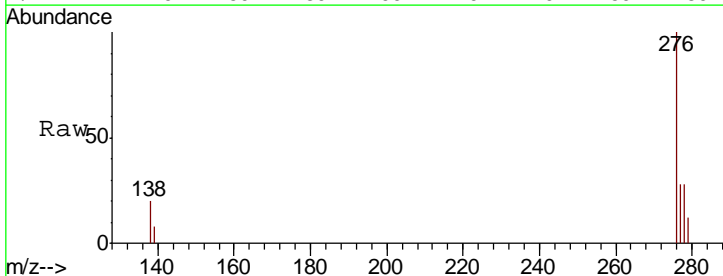
Instrument :
 BNA_N
 ClientSampled :

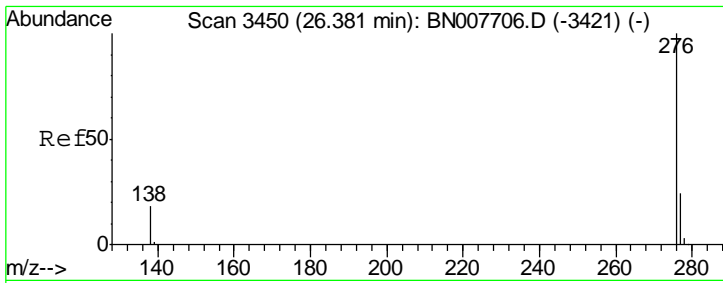
Tgt Ion	Resp	Lower	Upper
252	100		
253	25.7	18.6	27.8
125	15.2	9.4	14.0#



#38
 Dibenzo(a,h)anthracene
 Concen: 0.204 ng
 RT: 25.69 min Scan# 3248
 Delta R.T. -0.03 min
 Lab File: BN008011.D
 Acq: 04 Oct 2019 19:46

Tgt Ion	Resp	Lower	Upper
278	100		
139	29.0	11.8	17.6#
279	42.6	19.4	29.2#





#39
 Benzo(a,h,i)perylene
 Concen: 0.814 ng
 RT: 26.37 min Scan# 3446
 Delta R.T. -0.01 min
 Lab File: BN008011.D
 Acq: 04 Oct 2019 19:46

Instrument :
 BNA_N
 ClientSampled :

Tot Ion: 276 Resp: 516060

Ion	Ratio	Lower	Upper
276	100		
277	27.6	19.8	29.8
138	19.6	15.1	22.7

