

Data Path : Z:\svoasrv\HPCHEM1\BNA_N\Data\BN100523\
 Data File : BN028151.D
 Acq On : 08 Oct 2023 10:09
 Operator : MA/JU
 Sample : PB155980BS
 Misc :
 ALS Vial : 80 Sample Multiplier: 1

Instrument :
 BNA_N
 ClientSampleId :
 SLCS980

Quant Time: Oct 09 00:47:17 2023
 Quant Method : Z:\svoasrv\HPCHEM1\BNA_N\Methods\SFAM-EPA-SIM-BN100323.M
 Quant Title : ASP BNA STANDARDS FOR 5 POINT CALIBRATION
 QLast Update : Fri Oct 06 05:15:40 2023
 Response via : Initial Calibration

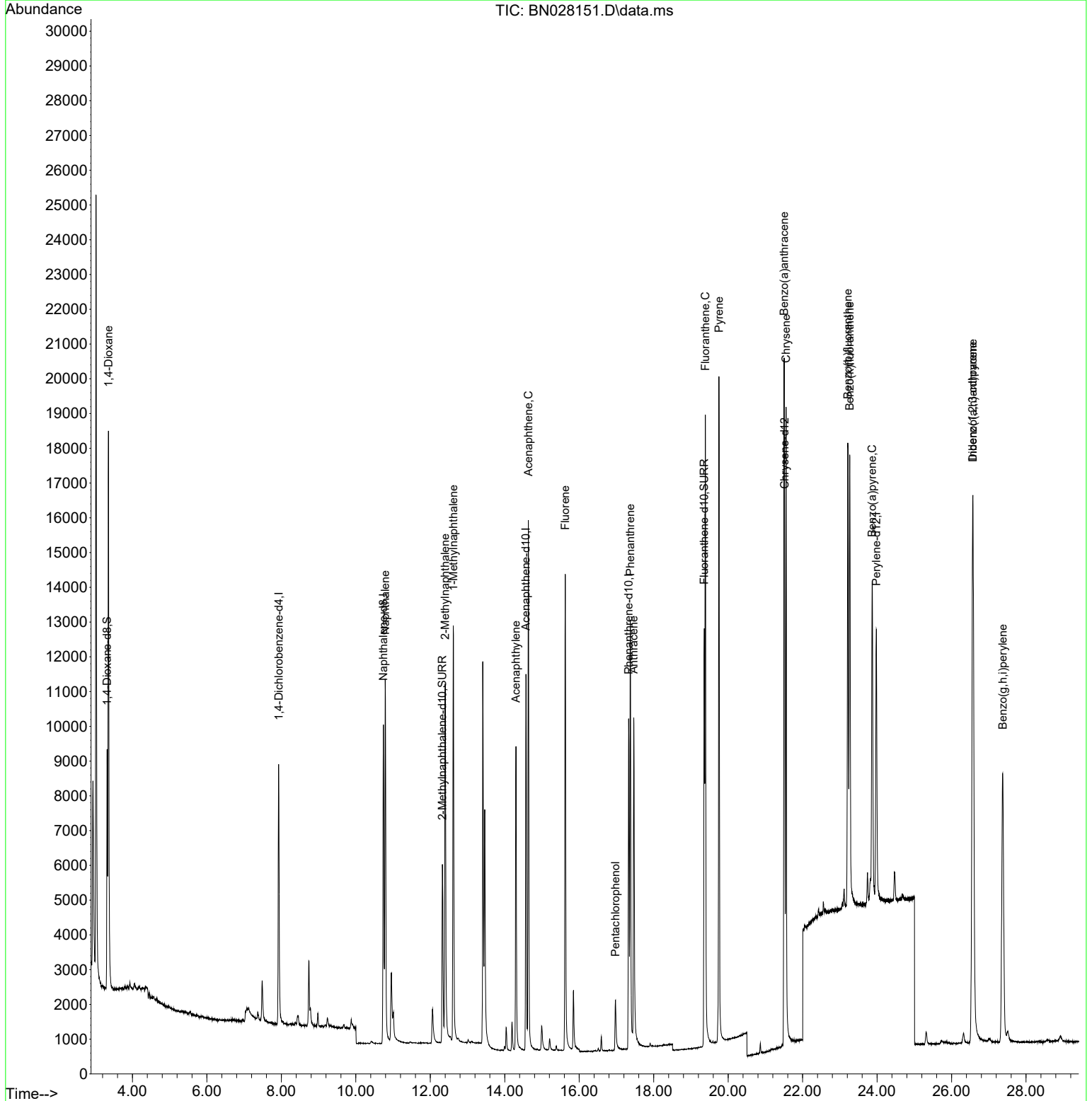
Compound	R.T.	QIon	Response	Conc	Units	Dev(Min)
Internal Standards						
1) 1,4-Dichlorobenzene-d4	7.928	152	4492	0.400	ng/ul	0.00
4) Naphthalene-d8	10.740	136	13613	0.400	ng/ul	-0.01
9) Acenaphthene-d10	14.569	164	6601	0.400	ng/ul	-0.01
13) Phenanthrene-d10	17.329	188	12261	0.400	ng/ul	0.00
17) Chrysene-d12	21.516	240	10898	0.400	ng/ul	0.00
23) Perylene-d12	23.980	264	11786	0.400	ng/ul	0.00
System Monitoring Compounds						
3) 1,4-Dioxane-d8	3.321	96	4776	0.846	ng/ul	0.00
6) 2-Methylnaphthalene-d10	12.324	152	8147	0.371	ng/ul	-0.01
18) Fluoranthene-d10	19.357	212	14363	0.415	ng/ul	0.00
Target Compounds						
						Qvalue
2) 1,4-Dioxane	3.355	88	12140	2.032	ng/ul#	86
5) Naphthalene	10.790	128	15339	0.397	ng/ul	100
7) 2-Methylnaphthalene	12.401	142	8820	0.362	ng/ul	99
8) 1-Methylnaphthalene	12.621	142	9083	0.360	ng/ul	100
10) Acenaphthylene	14.300	152	11251	0.376	ng/ul	99
11) Acenaphthene	14.633	153	9392	0.394	ng/ul	100
12) Fluorene	15.623	166	9937	0.375	ng/ul	99
14) Pentachlorophenol	16.970	266	1391	0.529	ng/ul	98
15) Phenanthrene	17.371	178	14969	0.410	ng/ul	99
16) Anthracene	17.464	178	12895	0.394	ng/ul	99
19) Fluoranthene	19.385	202	16826	0.404	ng/ul	98
20) Pyrene	19.752	202	17446	0.405	ng/ul	99
21) Benzo(a)anthracene	21.501	228	16305	0.410	ng/ul	100
22) Chrysene	21.554	228	17117	0.426	ng/ul	100
24) Benzo(b)fluoranthene	23.214	252	18446	0.422	ng/ul	99
25) Benzo(k)fluoranthene	23.264	252	18695	0.430	ng/ul	99
26) Benzo(a)pyrene	23.869	252	15830	0.425	ng/ul	99
27) Indeno(1,2,3-cd)pyrene	26.566	276	22158	0.491	ng/ul#	99
28) Dibenzo(a,h)anthracene	26.576	278	18045	0.492	ng/ul	99
29) Benzo(g,h,i)perylene	27.374	276	18945	0.514	ng/ul	99

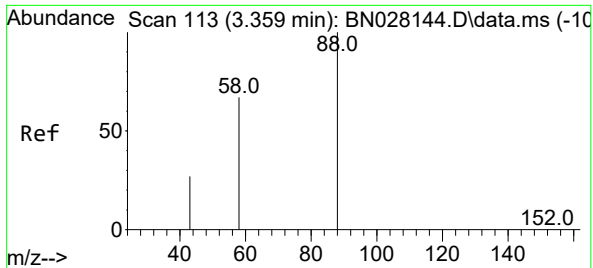
(#) = qualifier out of range (m) = manual integration (+) = signals summed

Data Path : Z:\svoasrv\HPCHEM1\BNA_N\Data\BN100523\
 Data File : BN028151.D
 Acq On : 08 Oct 2023 10:09
 Operator : MA/JU
 Sample : PB155980BS
 Misc :
 ALS Vial : 80 Sample Multiplier: 1

Instrument :
 BNA_N
 ClientSampleId :
 SLCS980

Quant Time: Oct 09 00:47:17 2023
 Quant Method : Z:\svoasrv\HPCHEM1\BNA_N\Methods\SFAM-EPA-SIM-BN100323.M
 Quant Title : ASP BNA STANDARDS FOR 5 POINT CALIBRATION
 QLast Update : Fri Oct 06 05:15:40 2023
 Response via : Initial Calibration



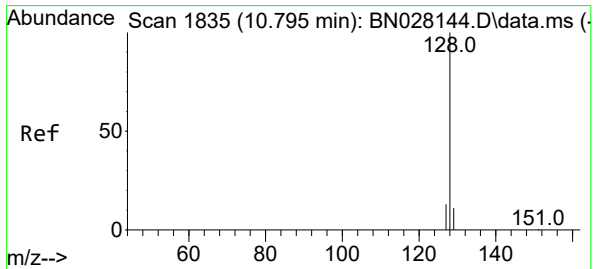
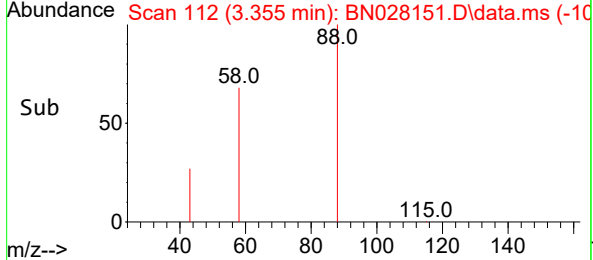
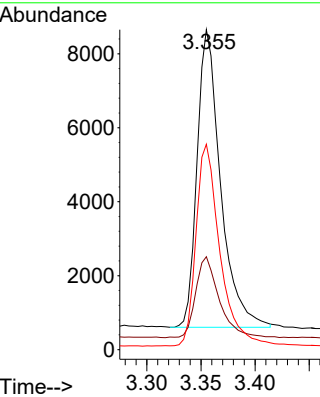
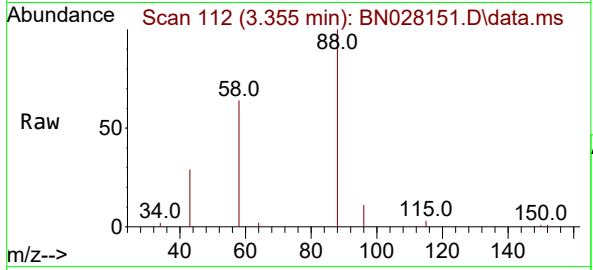


#2
 1,4-Dioxane
 Concen: 2.032 ng/ul
 RT: 3.355 min Scan# 111
 Delta R.T. -0.008 min
 Lab File: BN028151.D
 Acq: 08 Oct 2023 10:09

Instrument : BNA_N
 ClientSampleId : SLCS980

Tgt Ion: 88 Resp: 12140

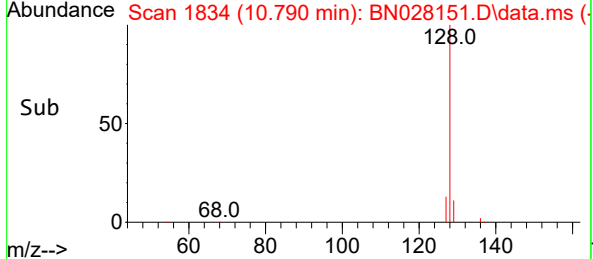
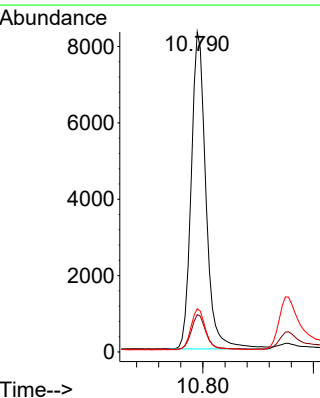
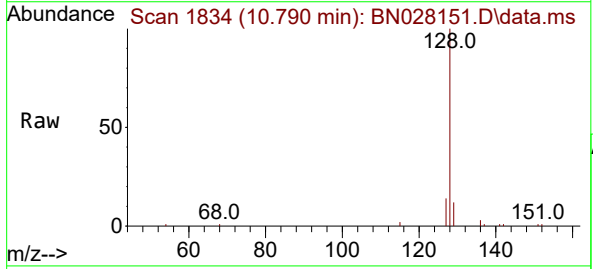
Ion	Ratio	Lower	Upper
88	100		
43	29.0	33.4	50.2#
58	64.2	45.7	68.5

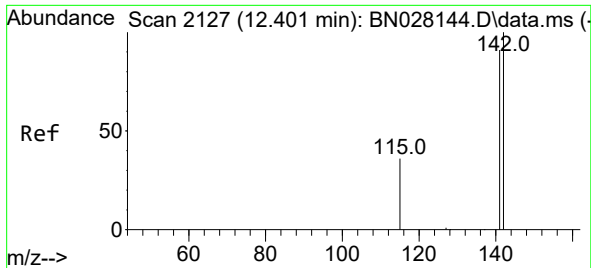


#5
 Naphthalene
 Concen: 0.397 ng/ul
 RT: 10.790 min Scan# 1834
 Delta R.T. -0.017 min
 Lab File: BN028151.D
 Acq: 08 Oct 2023 10:09

Tgt Ion: 128 Resp: 15339

Ion	Ratio	Lower	Upper
128	100		
129	11.7	9.4	14.0
127	13.5	11.0	16.4

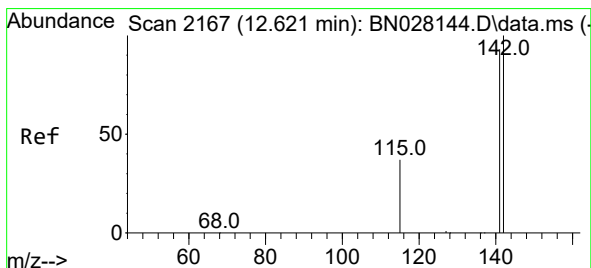
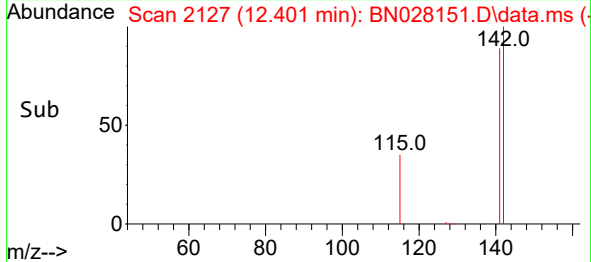
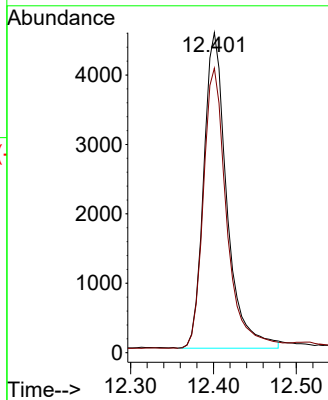
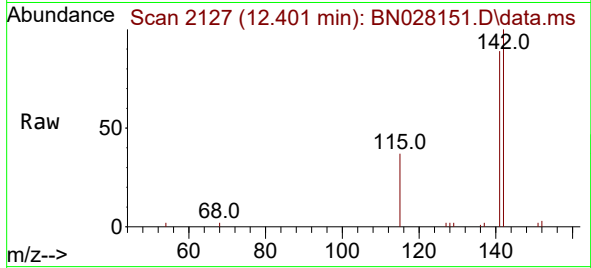




#7
 2-Methylnaphthalene
 Concen: 0.362 ng/ul
 RT: 12.401 min Scan# 2127
 Delta R.T. -0.011 min
 Lab File: BN028151.D
 Acq: 08 Oct 2023 10:09

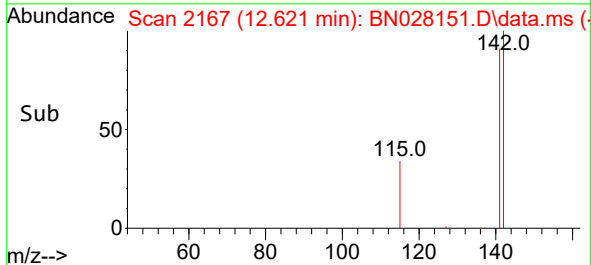
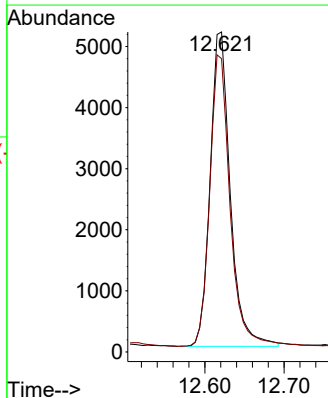
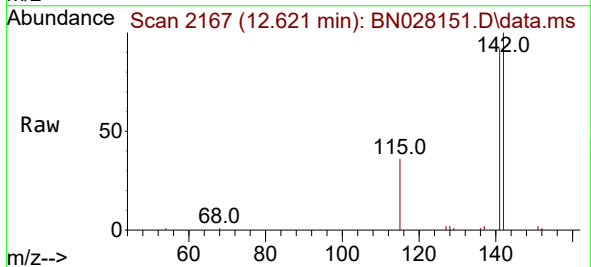
Instrument :
 BNA_N
 ClientSampleId :
 SLCS980

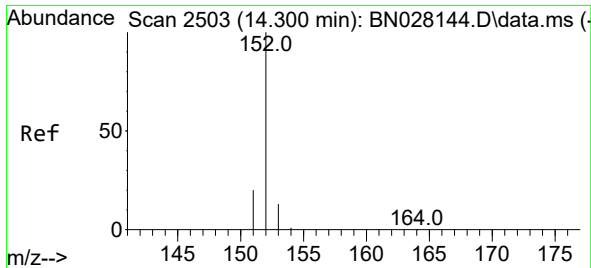
Tgt Ion:142 Resp: 8820
 Ion Ratio Lower Upper
 142 100
 141 89.6 70.9 106.3



#8
 1-Methylnaphthalene
 Concen: 0.360 ng/ul
 RT: 12.621 min Scan# 2167
 Delta R.T. -0.006 min
 Lab File: BN028151.D
 Acq: 08 Oct 2023 10:09

Tgt Ion:142 Resp: 9083
 Ion Ratio Lower Upper
 142 100
 141 92.9 74.4 111.6



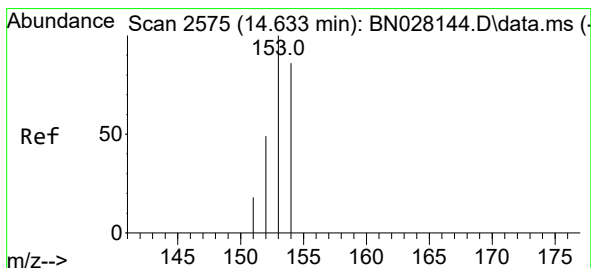
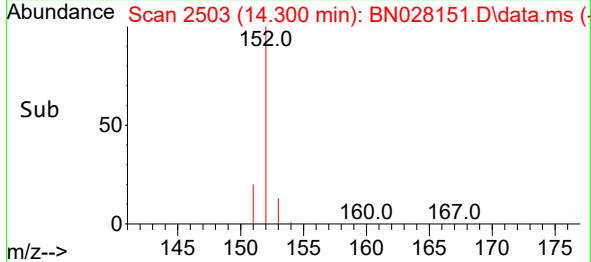
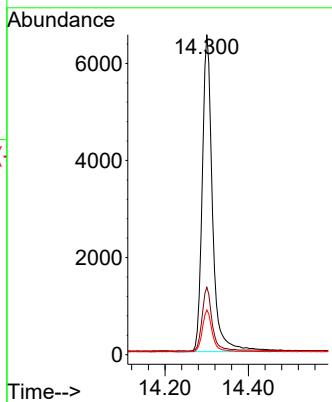
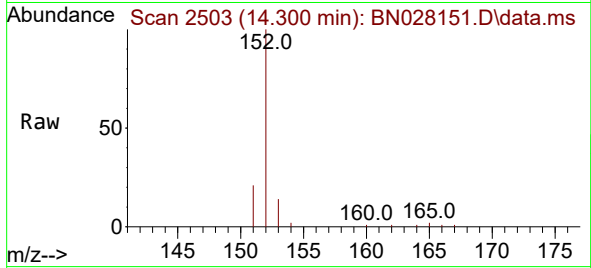


#10
 Acenaphthylene
 Concen: 0.376 ng/u1
 RT: 14.300 min Scan# 2503
 Delta R.T. -0.009 min
 Lab File: BN028151.D
 Acq: 08 Oct 2023 10:09

Instrument :
 BNA_N
 ClientSampleId :
 SLCS980

Tgt Ion:152 Resp: 11251

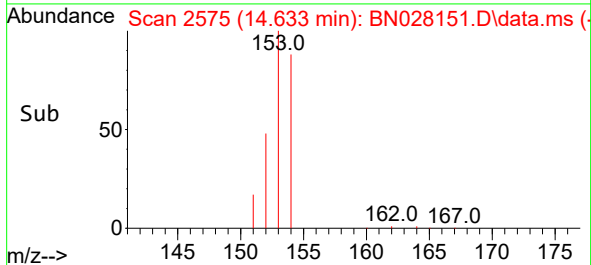
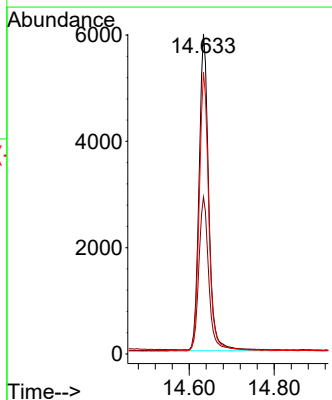
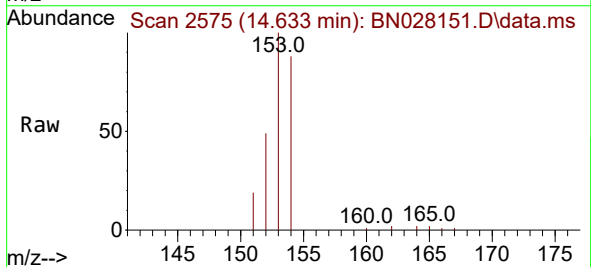
Ion	Ratio	Lower	Upper
152	100		
151	21.1	16.4	24.6
153	13.9	10.9	16.3

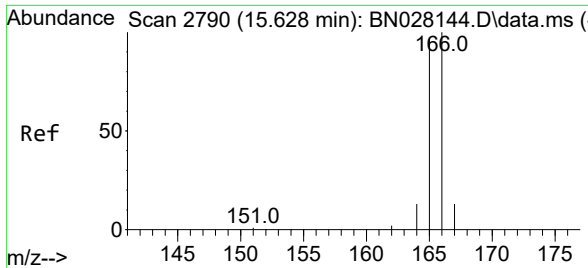


#11
 Acenaphthene
 Concen: 0.394 ng/u1
 RT: 14.633 min Scan# 2575
 Delta R.T. -0.009 min
 Lab File: BN028151.D
 Acq: 08 Oct 2023 10:09

Tgt Ion:153 Resp: 9392

Ion	Ratio	Lower	Upper
153	100		
152	49.1	39.4	59.0
154	88.1	70.2	105.4



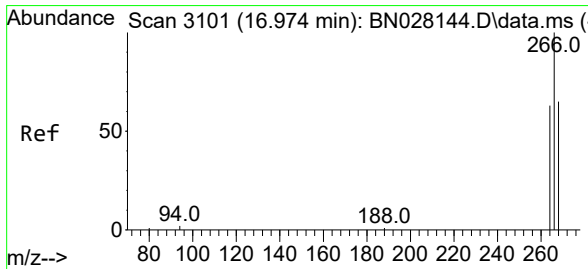
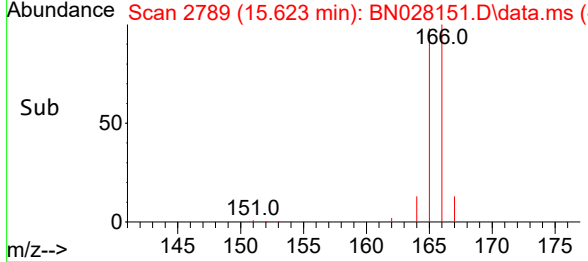
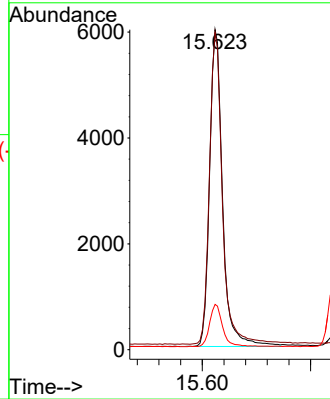
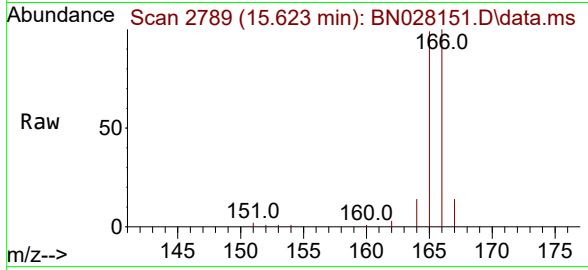


#12
 Fluorene
 Concen: 0.375 ng/ul
 RT: 15.623 min Scan# 21
 Delta R.T. -0.009 min
 Lab File: BN028151.D
 Acq: 08 Oct 2023 10:09

Instrument :
 BNA_N
 ClientSampleId :
 SLCS980

Tgt Ion:166 Resp: 9937

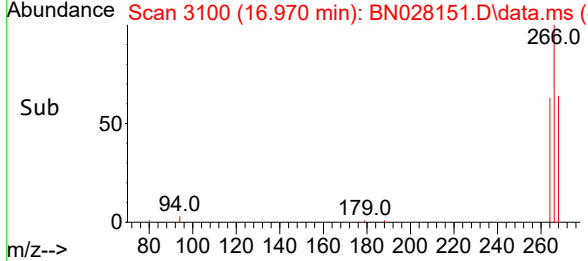
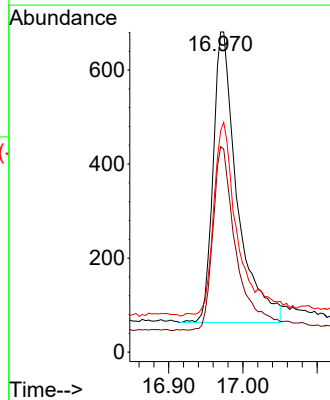
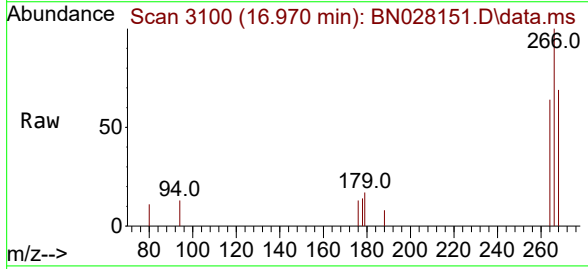
Ion	Ratio	Lower	Upper
166	100		
165	99.2	78.5	117.7
167	14.2	11.2	16.8

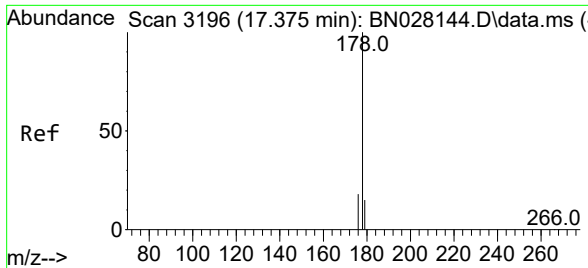


#14
 Pentachlorophenol
 Concen: 0.529 ng/ul
 RT: 16.970 min Scan# 3100
 Delta R.T. -0.000 min
 Lab File: BN028151.D
 Acq: 08 Oct 2023 10:09

Tgt Ion:266 Resp: 1391

Ion	Ratio	Lower	Upper
266	100		
264	61.1	49.6	74.4
268	63.6	52.2	78.4

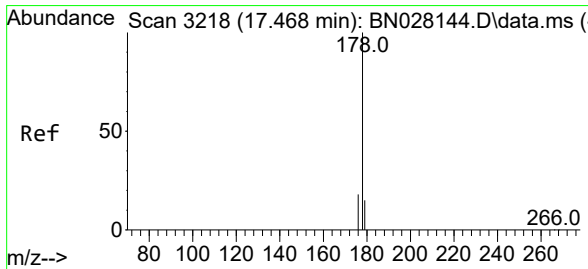
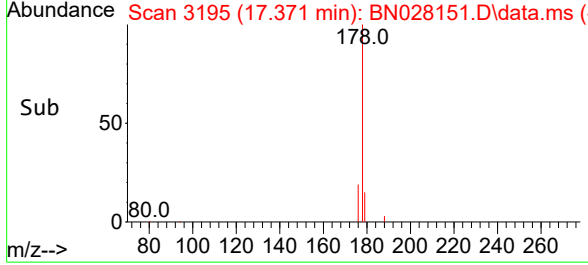
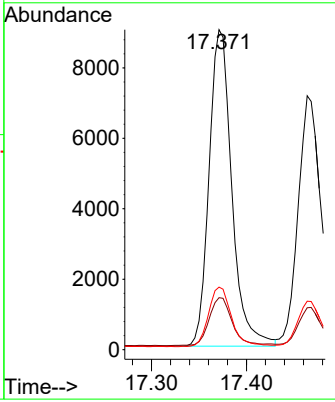
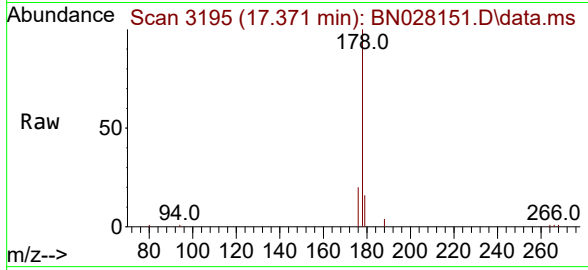




#15
 Phenanthrene
 Concen: 0.410 ng/u1
 RT: 17.371 min Scan# 3195
 Delta R.T. -0.004 min
 Lab File: BN028151.D
 Acq: 08 Oct 2023 10:09

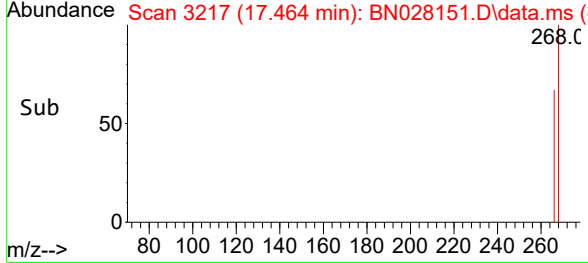
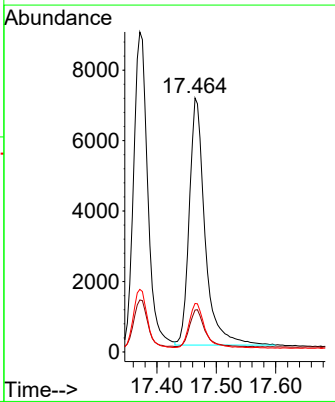
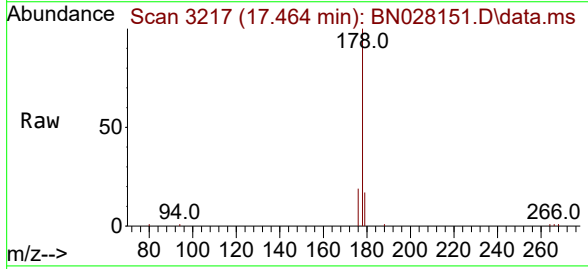
Instrument : BNA_N
 ClientSampleId : SLCS980

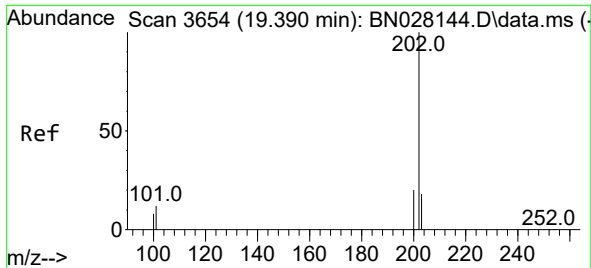
Tgt Ion	Resp	Lower	Upper
178	14969		
179	16.2	12.6	19.0
176	19.6	15.5	23.3



#16
 Anthracene
 Concen: 0.394 ng/u1
 RT: 17.464 min Scan# 3217
 Delta R.T. -0.004 min
 Lab File: BN028151.D
 Acq: 08 Oct 2023 10:09

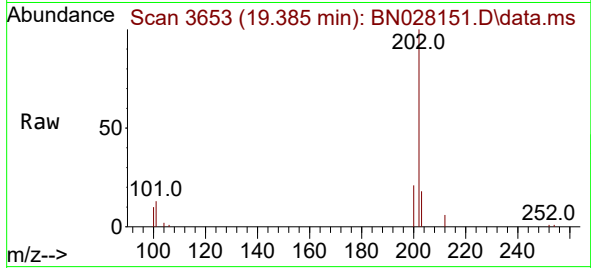
Tgt Ion	Resp	Lower	Upper
178	12895		
179	16.5	12.8	19.2
176	19.1	15.0	22.6



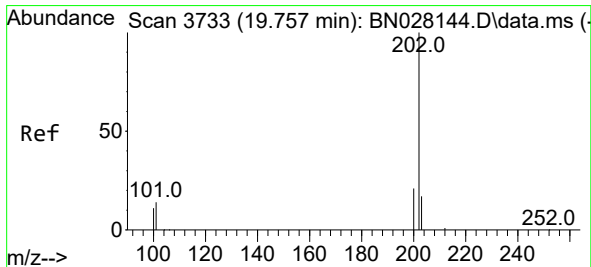
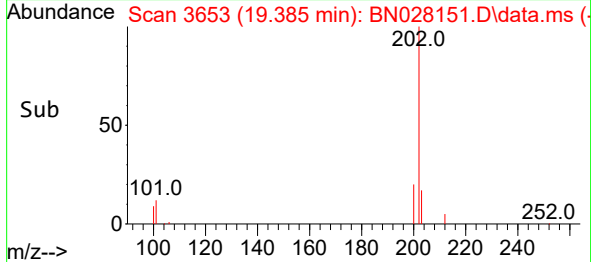
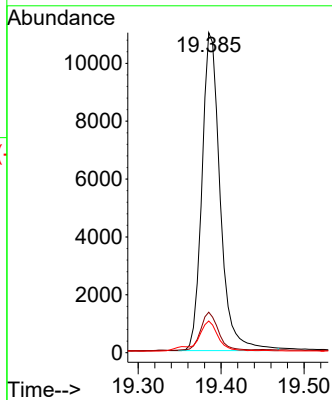


#19
 Fluoranthene
 Concen: 0.404 ng/u1
 RT: 19.385 min Scan# 3653
 Delta R.T. -0.005 min
 Lab File: BN028151.D
 Acq: 08 Oct 2023 10:09

Instrument :
 BNA_N
 ClientSampleId :
 SLCS980

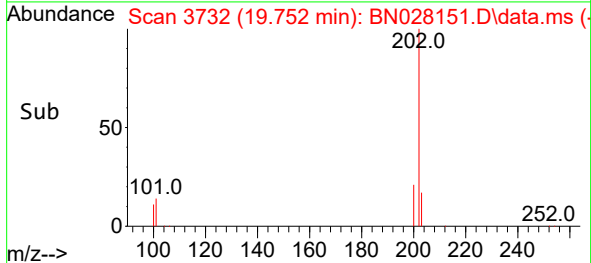
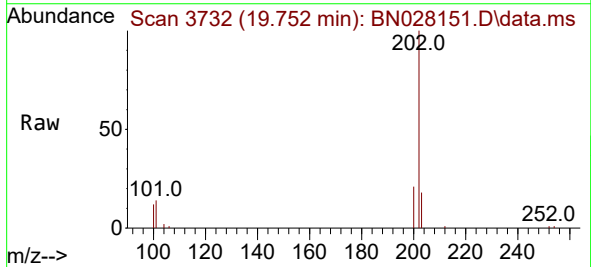
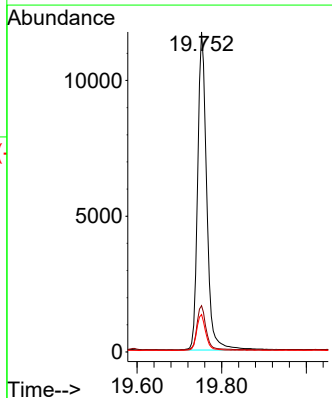


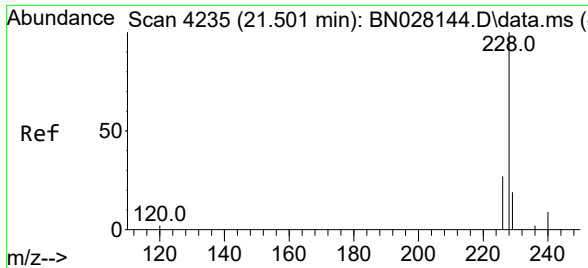
Tgt Ion:202 Resp: 16826
 Ion Ratio Lower Upper
 202 100
 101 12.6 9.6 14.4
 100 9.9 7.4 11.0



#20
 Pyrene
 Concen: 0.405 ng/u1
 RT: 19.752 min Scan# 3732
 Delta R.T. -0.005 min
 Lab File: BN028151.D
 Acq: 08 Oct 2023 10:09

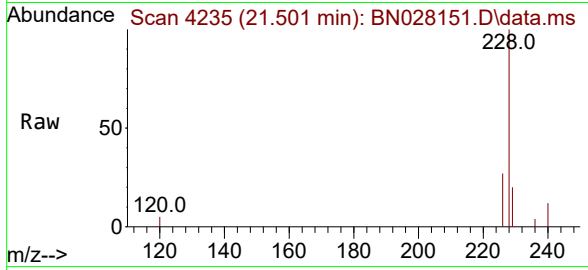
Tgt Ion:202 Resp: 17446
 Ion Ratio Lower Upper
 202 100
 101 14.4 11.2 16.8
 100 11.7 9.1 13.7



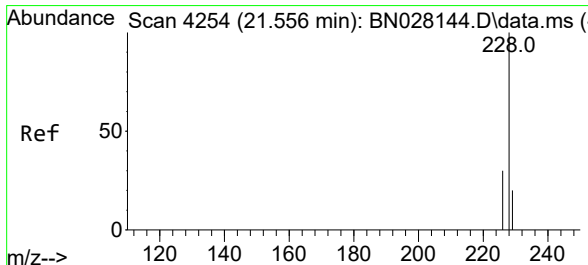
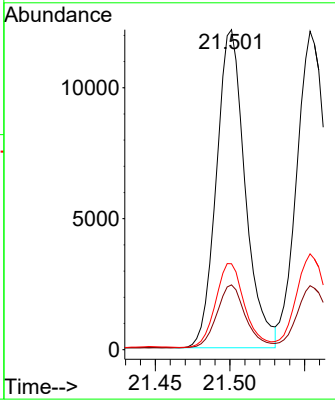
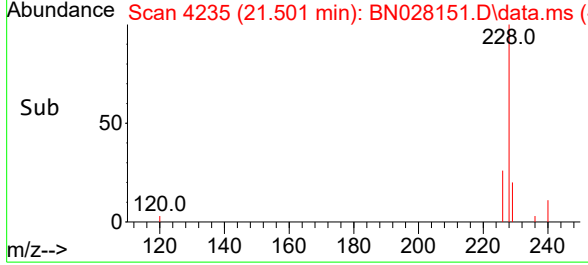


#21
 Benzo(a)anthracene
 Concen: 0.410 ng/u1
 RT: 21.501 min Scan# 41
 Delta R.T. -0.000 min
 Lab File: BN028151.D
 Acq: 08 Oct 2023 10:09

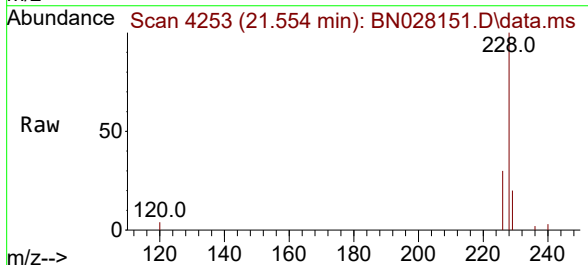
Instrument : BNA_N
 ClientSampleId : SLCS980



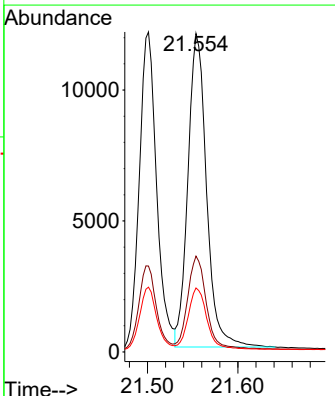
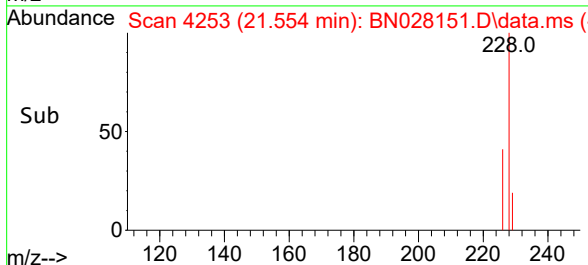
Tgt Ion:228 Resp: 16305
 Ion Ratio Lower Upper
 228 100
 229 20.3 16.0 24.0
 226 26.9 21.5 32.3

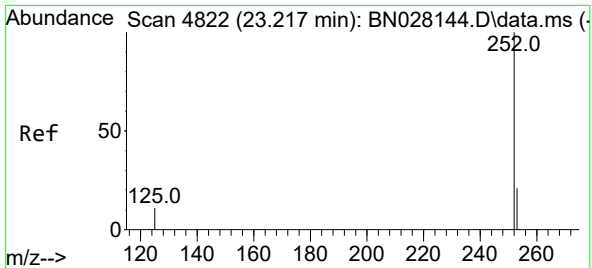


#22
 Chrysene
 Concen: 0.426 ng/u1
 RT: 21.554 min Scan# 4253
 Delta R.T. -0.003 min
 Lab File: BN028151.D
 Acq: 08 Oct 2023 10:09



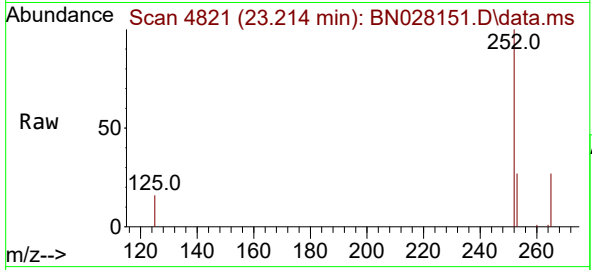
Tgt Ion:228 Resp: 17117
 Ion Ratio Lower Upper
 228 100
 226 30.1 23.8 35.8
 229 20.1 16.0 24.0



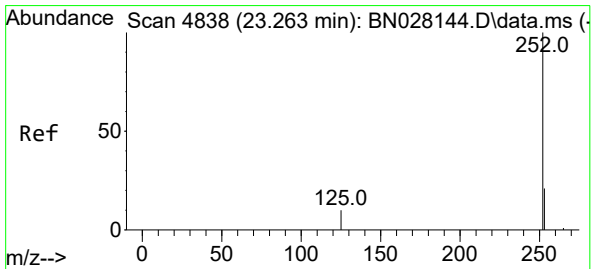
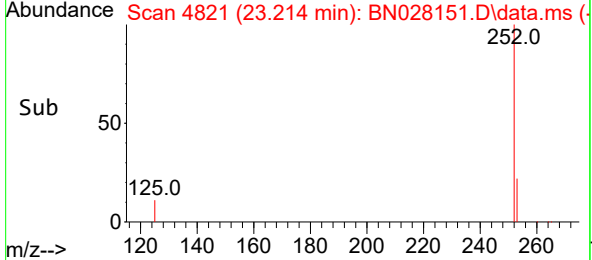
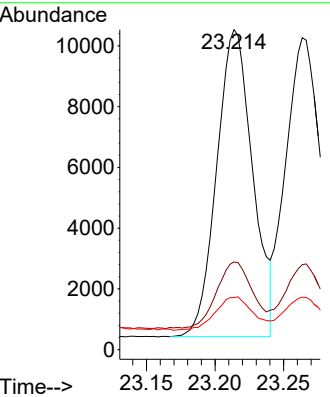


#24
 Benzo(b)fluoranthene
 Concen: 0.422 ng/ul
 RT: 23.214 min Scan# 4821
 Delta R.T. -0.003 min
 Lab File: BN028151.D
 Acq: 08 Oct 2023 10:09

Instrument :
 BNA_N
 ClientSampleId :
 SLCS980

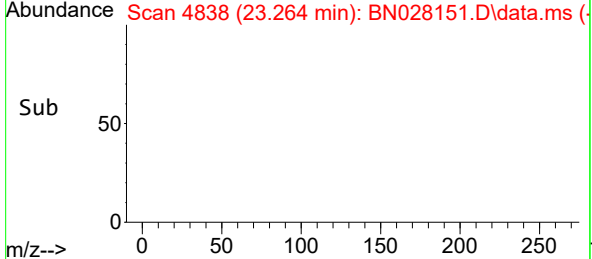
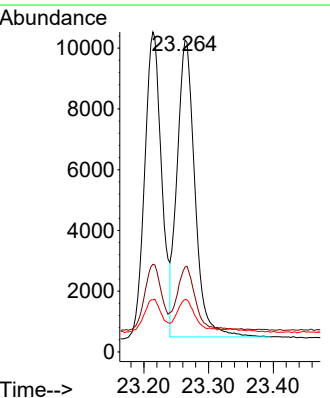
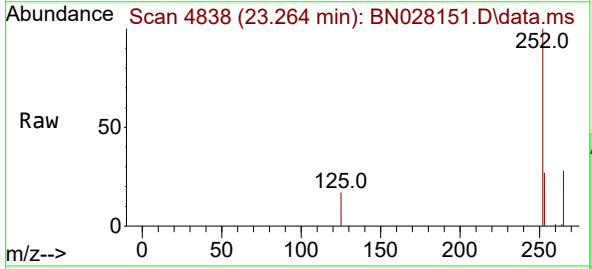


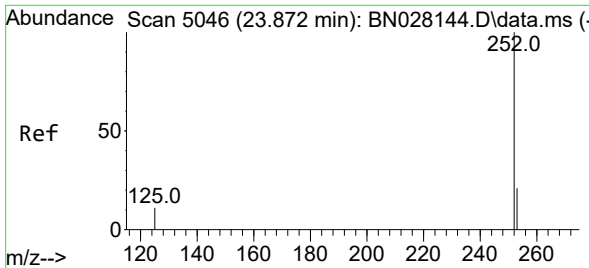
Tgt Ion:252 Resp: 18446
 Ion Ratio Lower Upper
 252 100
 253 27.4 0.0 54.0
 125 16.3 0.0 31.4



#25
 Benzo(k)fluoranthene
 Concen: 0.430 ng/ul
 RT: 23.264 min Scan# 4838
 Delta R.T. -0.003 min
 Lab File: BN028151.D
 Acq: 08 Oct 2023 10:09

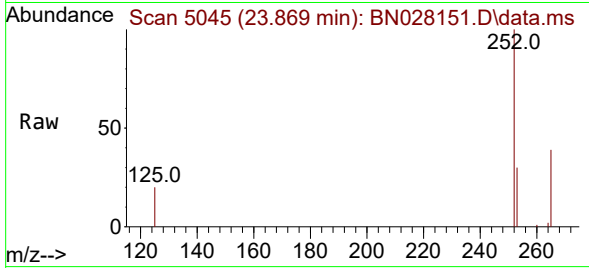
Tgt Ion:252 Resp: 18695
 Ion Ratio Lower Upper
 252 100
 253 27.2 21.8 32.8
 125 16.8 12.8 19.2



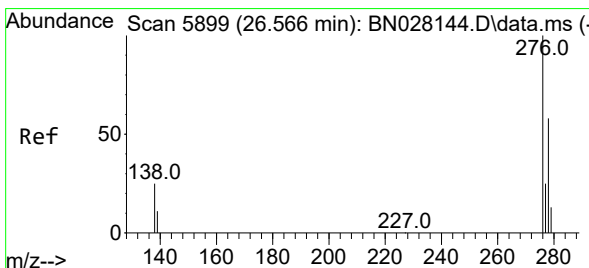
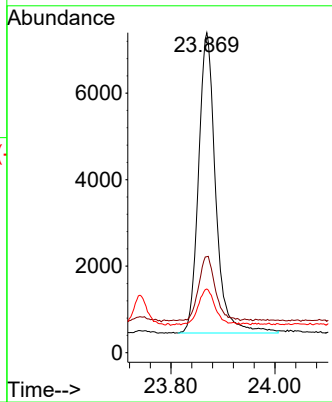
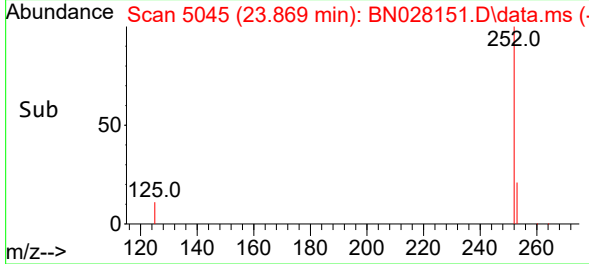


#26
 Benzo(a)pyrene
 Concen: 0.425 ng/u1
 RT: 23.869 min Scan# 5045
 Delta R.T. -0.000 min
 Lab File: BN028151.D
 Acq: 08 Oct 2023 10:09

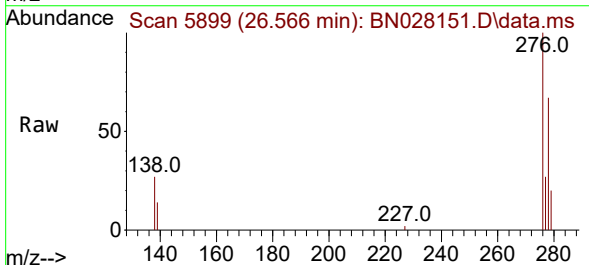
Instrument :
 BNA_N
 ClientSampleId :
 SLCS980



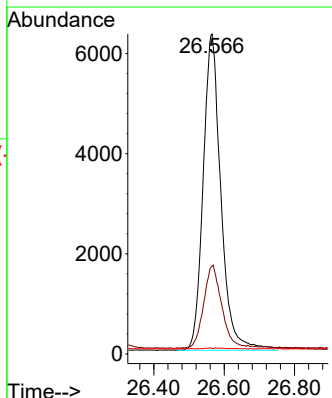
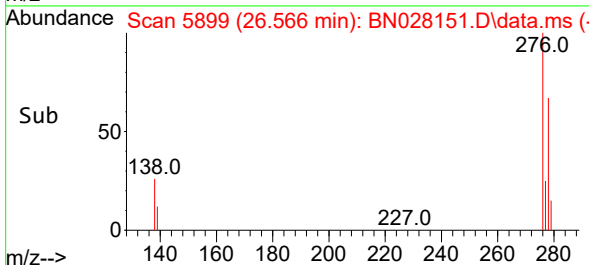
Tgt Ion:252 Resp: 15830
 Ion Ratio Lower Upper
 252 100
 253 30.0 23.4 35.2
 125 19.9 15.3 22.9

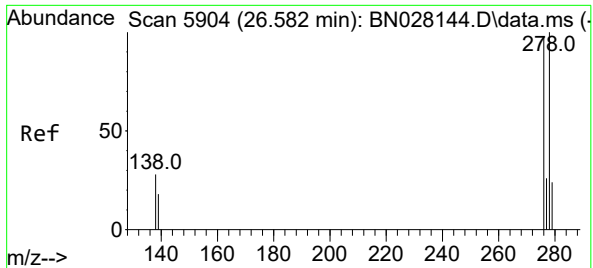


#27
 Indeno(1,2,3-cd)pyrene
 Concen: 0.491 ng/u1
 RT: 26.566 min Scan# 5899
 Delta R.T. -0.000 min
 Lab File: BN028151.D
 Acq: 08 Oct 2023 10:09



Tgt Ion:276 Resp: 22158
 Ion Ratio Lower Upper
 276 100
 138 26.6 21.6 32.4
 227 0.1 0.2 0.2#

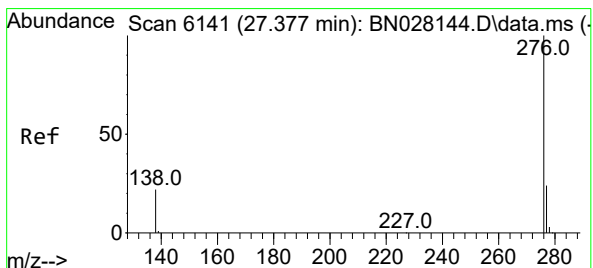
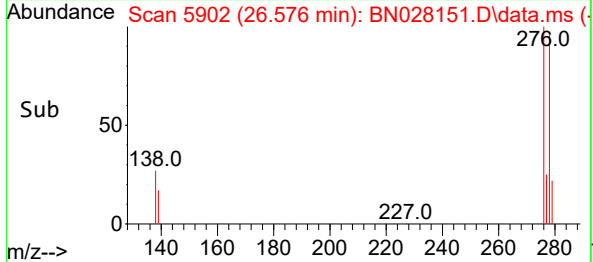
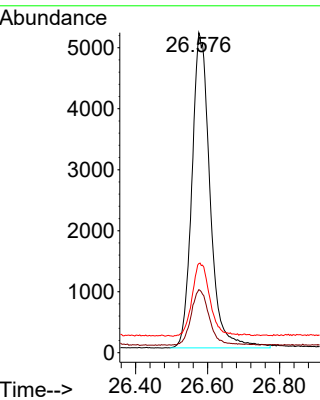
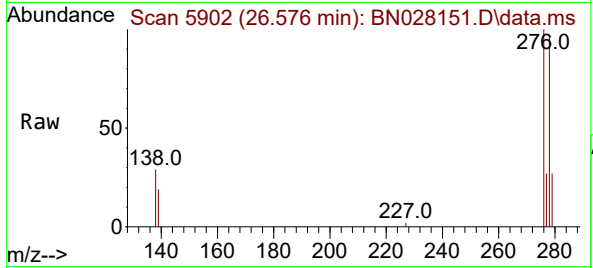




#28
 Dibenzo(a,h)anthracene
 Concen: 0.492 ng/ul
 RT: 26.576 min Scan# 5902
 Delta R.T. -0.007 min
 Lab File: BN028151.D
 Acq: 08 Oct 2023 10:09

Instrument : BNA_N
 ClientSampleId : SLCS980

Tgt Ion	Resp	Lower	Upper
278	18045		
139	19.7	15.9	23.9
279	27.8	22.8	34.2



#29
 Benzo(g,h,i)perylene
 Concen: 0.514 ng/ul
 RT: 27.374 min Scan# 6140
 Delta R.T. -0.003 min
 Lab File: BN028151.D
 Acq: 08 Oct 2023 10:09

Tgt Ion	Resp	Lower	Upper
276	18945		
138	25.1	19.8	29.6
277	25.4	20.6	31.0

