

Data Path : Z:\SVOASRV\HPCHEM1\BNA N\DATA\BN101318\
 Data File : BN003144.D
 Acq On : 12 Oct 2018 18:05
 Operator : MJ/SJ
 Sample : SSTDCCC0.4
 Misc :
 ALS Vial : 2 Sample Multiplier: 1

Instrument :
 BNA_N
 ClientSampleId :

Quant Time: Oct 13 04:51:34 2018
 Quant Method : Z:\SVOASRV\HPCHEM1\BNA N\METHODS\SOM-EPA-SIM-BN100918.M
 Quant Title : ASP BNA STANDARDS FOR 5 POINT CALIBRATION
 QLast Update : Fri Oct 12 07:27:48 2018
 Response via : Initial Calibration

Internal Standards	R.T.	QIon	Response	Conc	Units	Dev(Min)
1) 1,4-Dichlorobenzene-d4	7.65	152	1152	0.40	ng/ul	0.00
2) Naphthalene-d8	10.41	136	5608	0.40	ng/ul	0.00
6) Acenaphthene-d10	14.27	164	3329	0.40	ng/ul	0.00
10) Phenanthrene-d10	17.04	188	7622	0.40	ng/ul	0.00
16) Chrysene-d12	21.24	240	5359	0.40	ng/ul	0.00
20) Perylene-d12	23.46	264	4643	0.40	ng/ul	0.01

System Monitoring Compounds	R.T.	QIon	Response	Conc	Units	Dev(Min)
4) 2-Methylnaphthalene-d10	12.02	152	3791	0.44	ng/ul	0.00
14) Fluoranthene-d10	19.07	212	9159	0.42	ng/ul	0.00

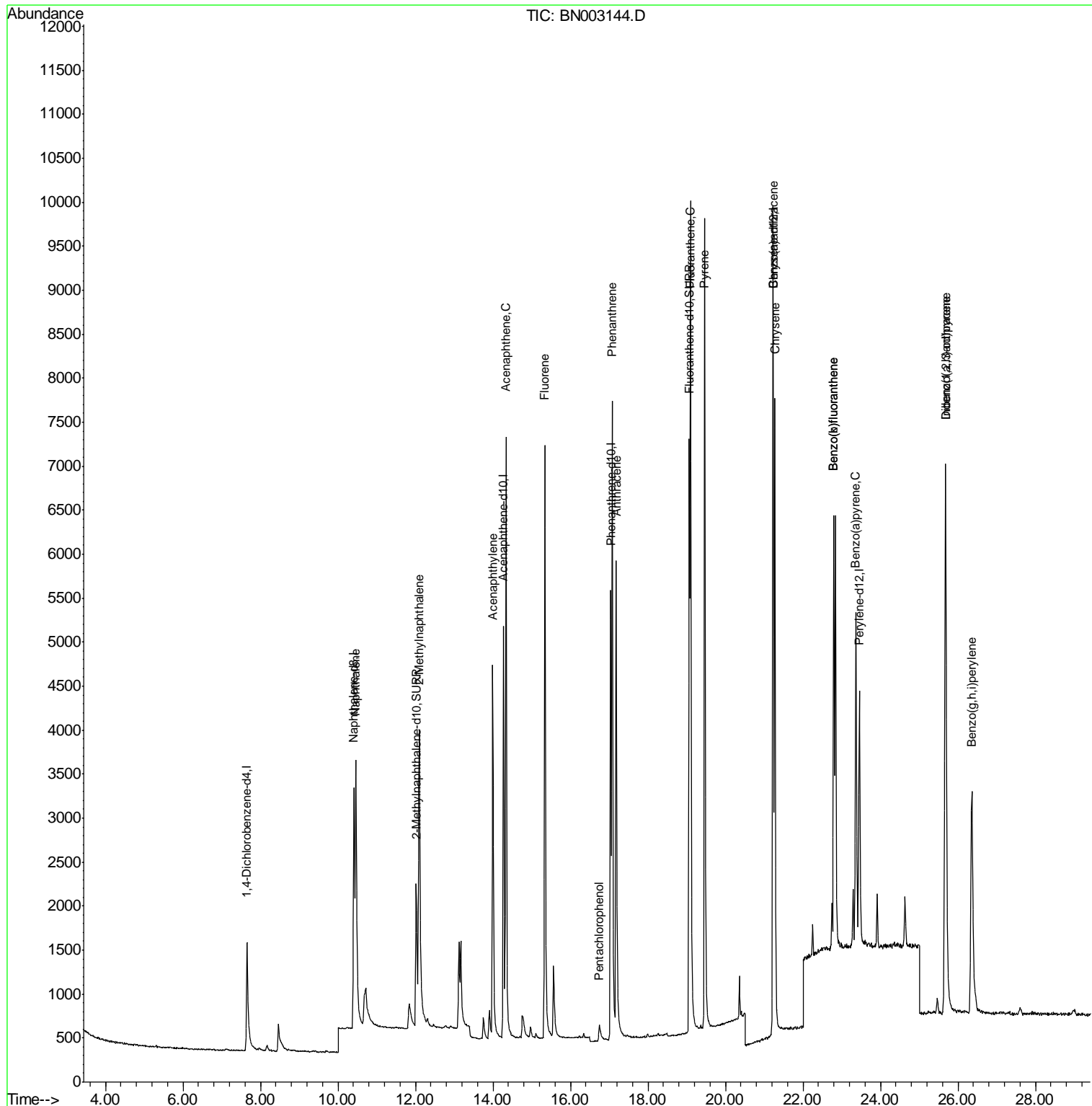
Target Compounds	R.T.	QIon	Response	Conc	Units	Ovalue
3) Naphthalene	10.46	128	6197	0.431	ng/ul	99
5) 2-Methylnaphthalene	12.09	142	4353	0.439	ng/ul	100
7) Acenaphthylene	14.00	152	6682	0.439	ng/ul	100
8) Acenaphthene	14.33	153	5100	0.441	ng/ul	99
9) Fluorene	15.34	166	5817	0.439	ng/ul	100
11) Pentachlorophenol	16.74	266	318	0.430	ng/ul	93
12) Phenanthrene	17.08	178	9209	0.433	ng/ul	100
13) Anthracene	17.18	178	8766	0.437	ng/ul	100
15) Fluoranthene	19.10	202	10477	0.420	ng/ul	99
17) Pyrene	19.46	202	10454	0.502	ng/ul	99
18) Benzo(a)anthracene	21.22	228	7700	0.446	ng/ul	99
19) Chrysene	21.27	228	7843	0.448	ng/ul	99
21) Benzo(b)fluoranthene	22.79	252	6595	0.394	ng/ul	96
22) Benzo(k)fluoranthene	22.79	252	6595	0.380	ng/ul	96
23) Benzo(a)pyrene	23.37	252	6556	0.437	ng/ul	96
24) Indeno(1,2,3-cd)pyrene	25.68	276	7731	0.449	ng/ul#	99
25) Dibenzo(a,h)anthracene	25.68	278	6264	0.454	ng/ul	97
26) Benzo(g,h,i)perylene	26.36	276	6549	0.451	ng/ul	97

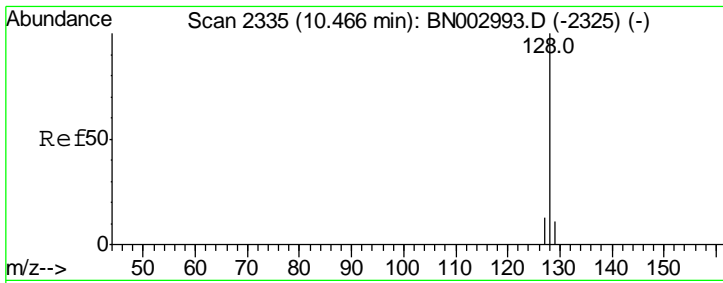
(#) = qualifier out of range (m) = manual integration (+) = signals summed

Data Path : Z:\SVOASRV\HPCHEM1\BNA N\DATA\BN101318\
 Data File : BN003144.D
 Acq On : 12 Oct 2018 18:05
 Operator : MJ/SJ
 Sample : SSTDCCC0.4
 Misc :
 ALS Vial : 2 Sample Multiplier: 1

Instrument :
 BNA_N
 ClientSampleId :

Quant Time: Oct 13 04:51:34 2018
 Quant Method : Z:\SVOASRV\HPCHEM1\BNA N\METHODS\SOM-EPA-SIM-BN100918.M
 Quant Title : ASP BNA STANDARDS FOR 5 POINT CALIBRATION
 QLast Update : Fri Oct 12 07:27:48 2018
 Response via : Initial Calibration

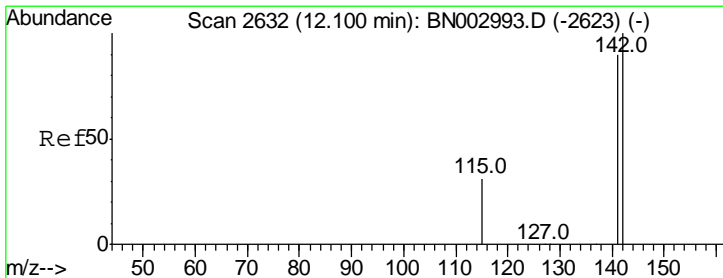
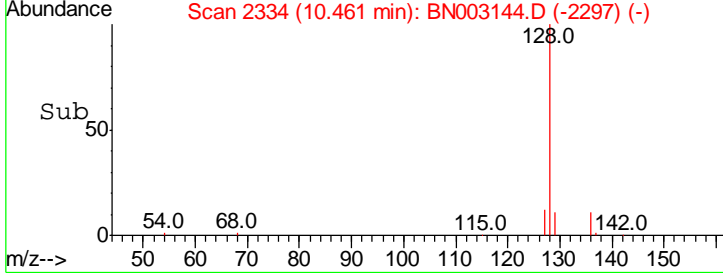
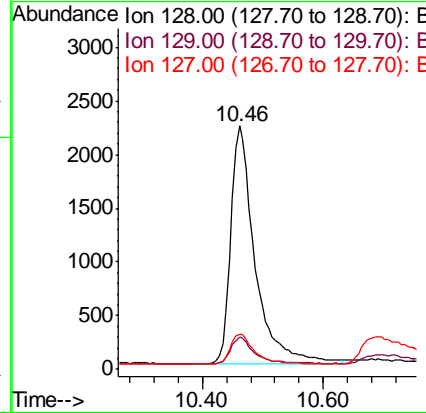
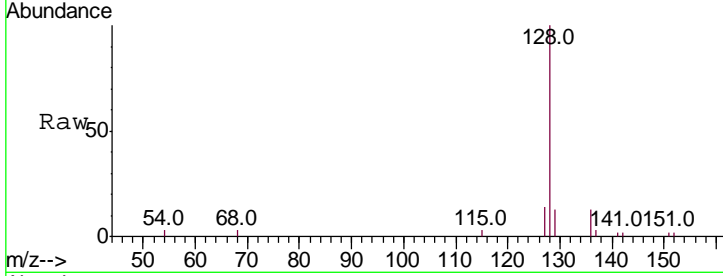




#3
 Naphthalene
 Concen: 0.431 ng/ul
 RT: 10.46 min Scan# 2334
 Delta R.T. 0.01 min
 Lab File: BN003144.D
 Acq: 12 Oct 2018 18:05

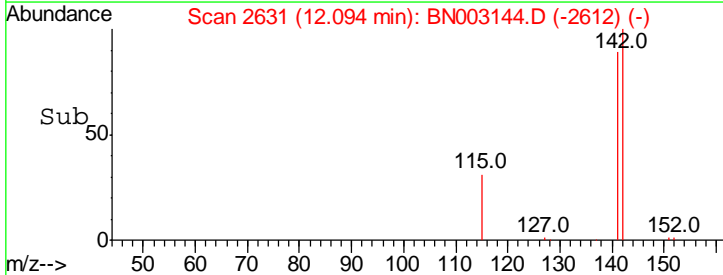
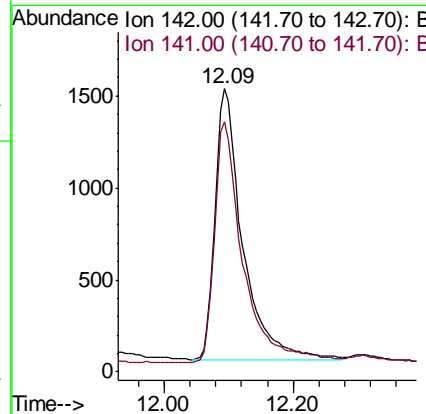
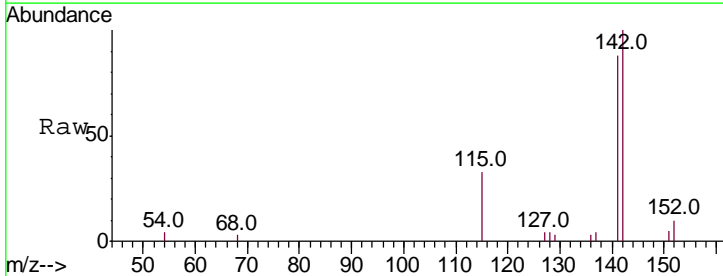
Instrument :
 BNA_N
 ClientSampled :

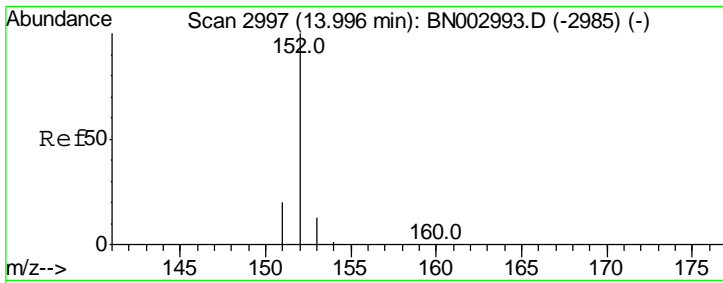
Tgt Ion	Resp	Lower	Upper
128	100		
129	13.1	10.4	15.6
127	14.2	11.7	17.5



#5
 2-Methylnaphthalene
 Concen: 0.439 ng/ul
 RT: 12.09 min Scan# 2631
 Delta R.T. 0.01 min
 Lab File: BN003144.D
 Acq: 12 Oct 2018 18:05

Tgt Ion	Resp	Lower	Upper
142	100		
141	91.7	73.4	110.0



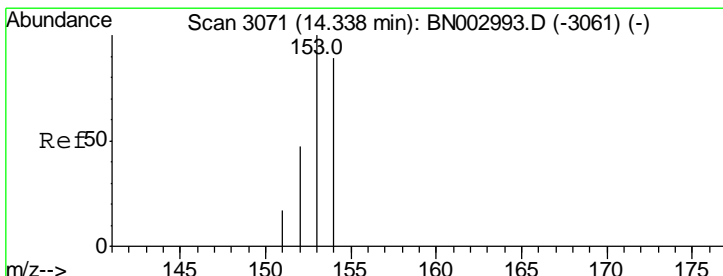
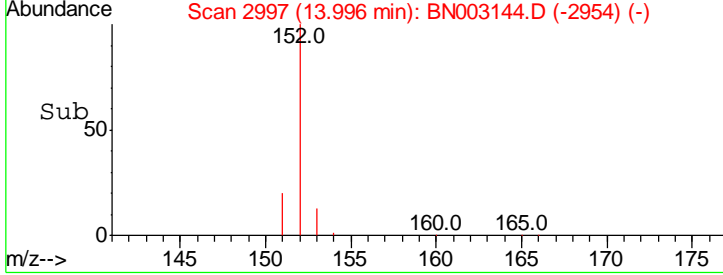
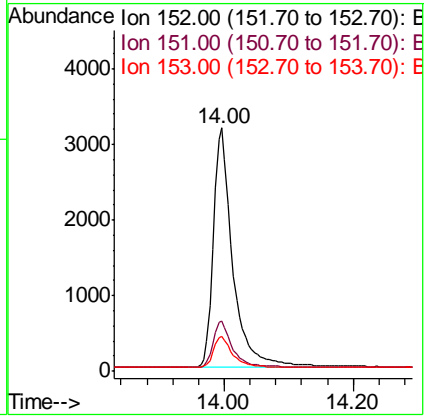
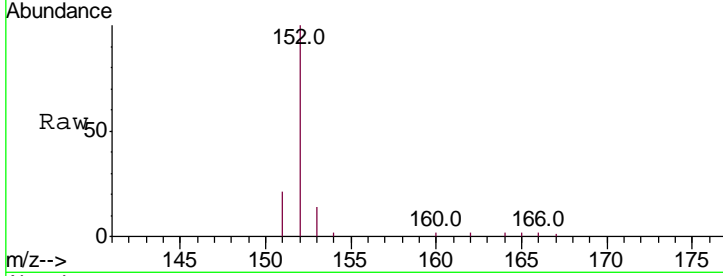


#7
 Acenaphthylene
 Concen: 0.439 ng/ul
 RT: 14.00 min Scan# 2997
 Delta R.T. -0.00 min
 Lab File: BN003144.D
 Acq: 12 Oct 2018 18:05

Instrument :
 BNA_N
 ClientSampled :

Tgt Ion:152 Resp: 6682

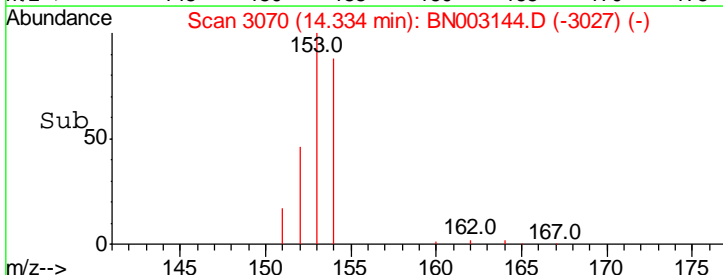
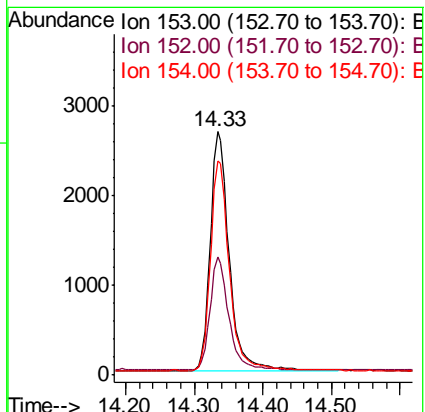
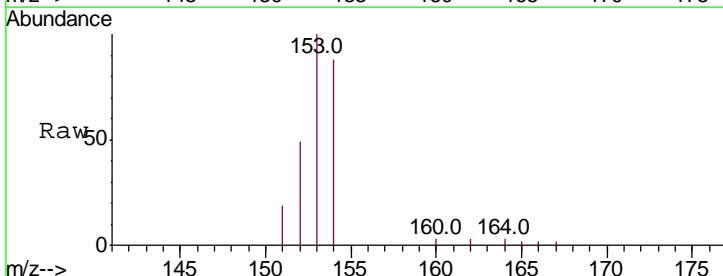
Ion	Ratio	Lower	Upper
152	100		
151	20.8	16.5	24.7
153	14.3	11.4	17.2

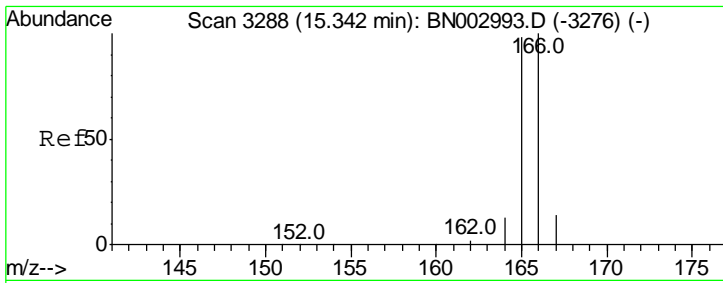


#8
 Acenaphthene
 Concen: 0.441 ng/ul
 RT: 14.33 min Scan# 3070
 Delta R.T. -0.00 min
 Lab File: BN003144.D
 Acq: 12 Oct 2018 18:05

Tgt Ion:153 Resp: 5100

Ion	Ratio	Lower	Upper
153	100		
152	48.7	38.2	57.4
154	88.2	70.2	105.2

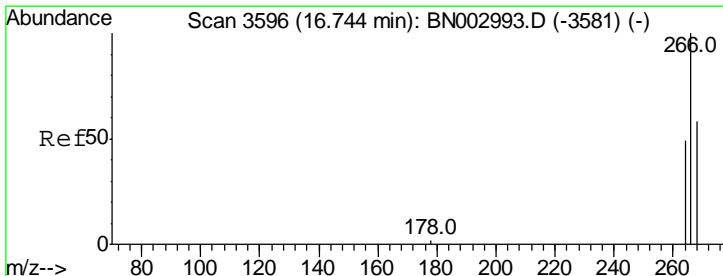
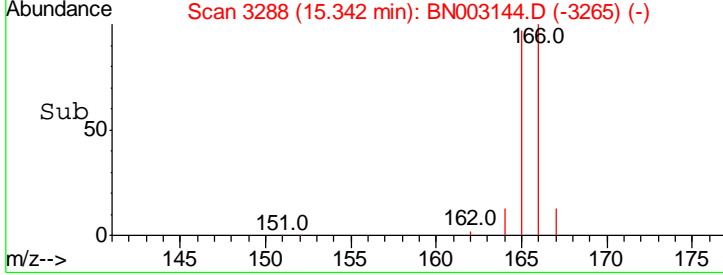
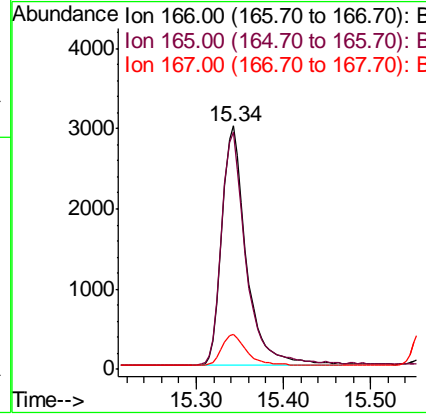
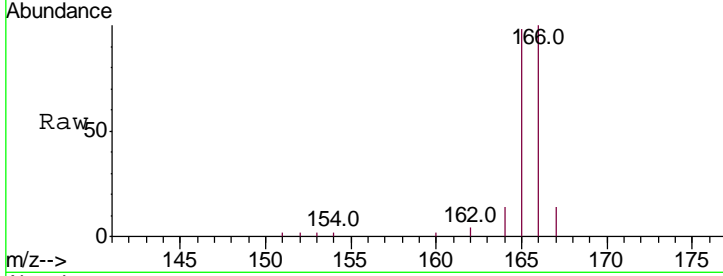




#9
 Fluorene
 Concen: 0.439 ng/ul
 RT: 15.34 min Scan# 3288
 Delta R.T. 0.00 min
 Lab File: BN003144.D
 Acq: 12 Oct 2018 18:05

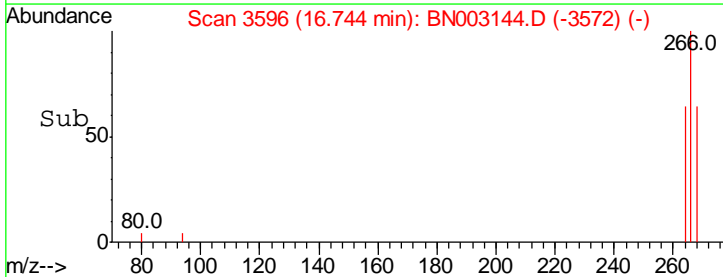
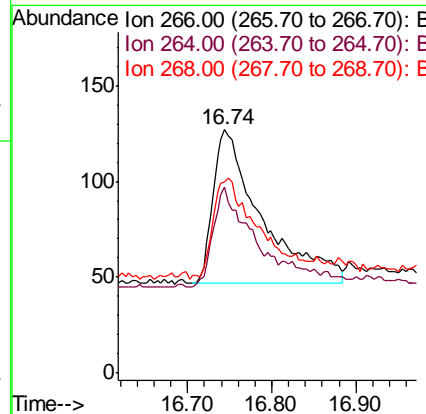
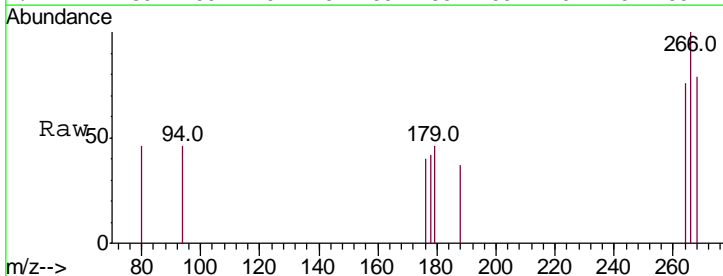
Instrument :
 BNA_N
 ClientSampled :

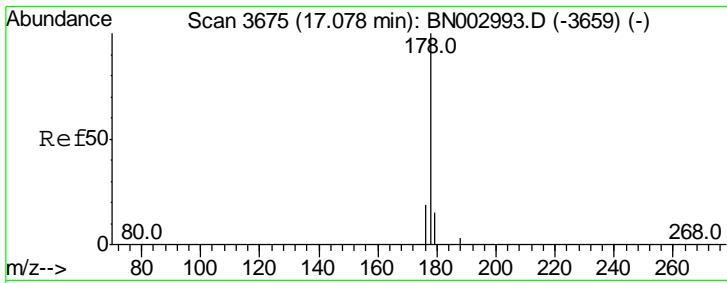
Tgt Ion	Resp	Lower	Upper
166	100		
165	97.6	78.5	117.7
167	14.5	11.6	17.4



#11
 Pentachlorophenol
 Concen: 0.430 ng/ul
 RT: 16.74 min Scan# 3596
 Delta R.T. -0.00 min
 Lab File: BN003144.D
 Acq: 12 Oct 2018 18:05

Tgt Ion	Resp	Lower	Upper
266	100		
264	63.8	52.5	78.7
268	69.2	48.6	72.8

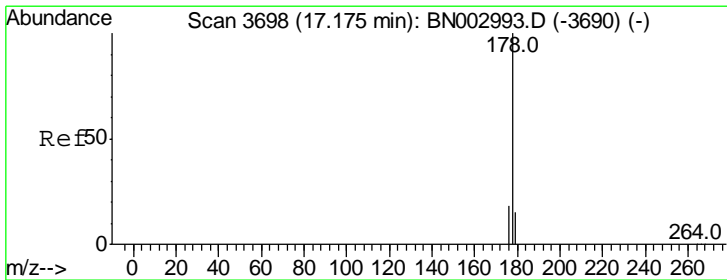
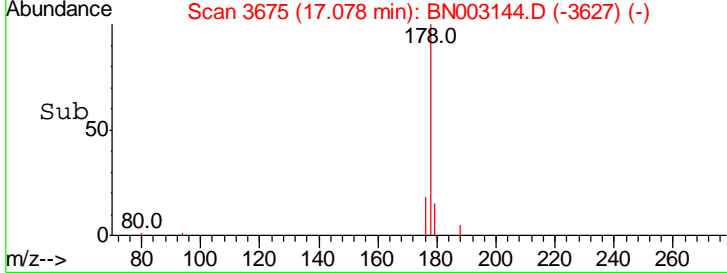
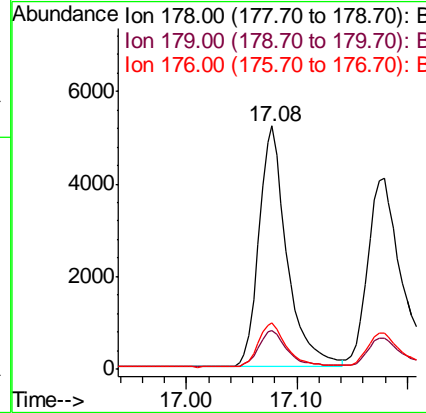
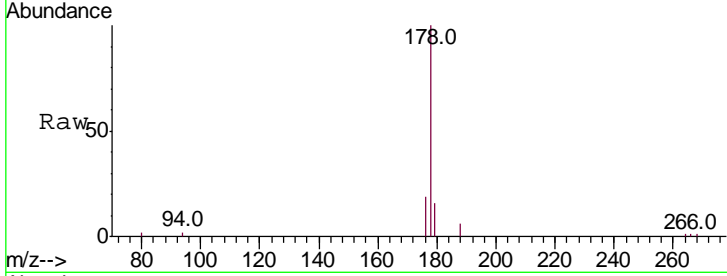




#12
 Phenanthrene
 Concen: 0.433 ng/ul
 RT: 17.08 min Scan# 3675
 Delta R.T. 0.00 min
 Lab File: BN003144.D
 Acq: 12 Oct 2018 18:05

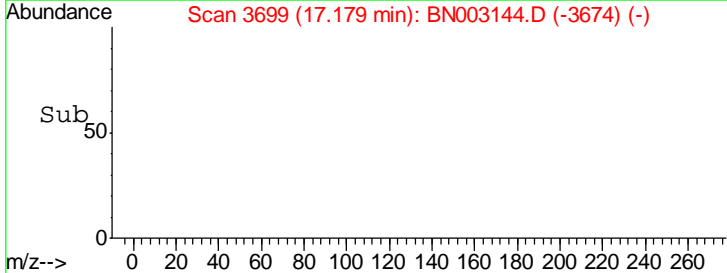
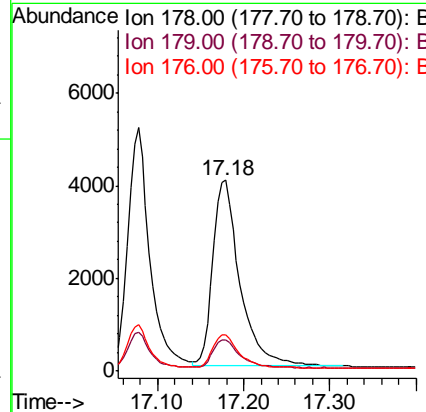
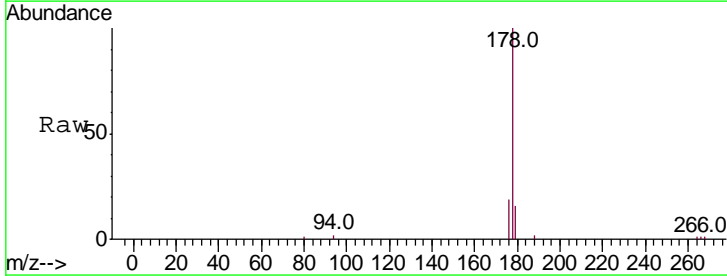
Instrument :
 BNA_N
 ClientSampled :

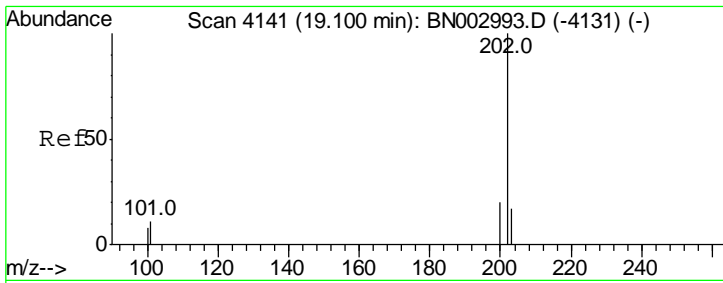
Tgt Ion	Resp	Lower	Upper
178	100		
179	16.1	12.9	19.3
176	19.1	15.4	23.2



#13
 Anthracene
 Concen: 0.437 ng/ul
 RT: 17.18 min Scan# 3699
 Delta R.T. 0.00 min
 Lab File: BN003144.D
 Acq: 12 Oct 2018 18:05

Tgt Ion	Resp	Lower	Upper
178	100		
179	16.4	13.0	19.6
176	19.2	15.3	22.9

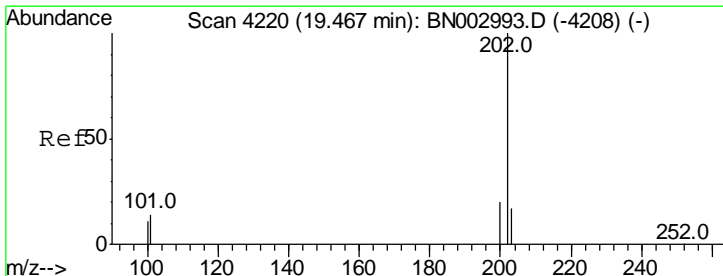
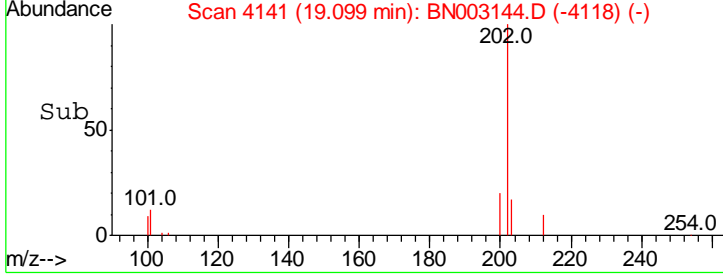
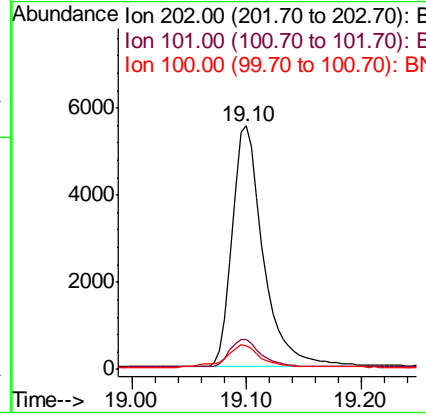
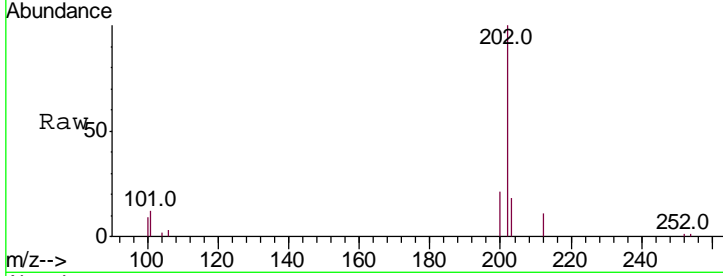




#15
 Fluoranthene
 Concen: 0.420 ng/ul
 RT: 19.10 min Scan# 4141
 Delta R.T. 0.00 min
 Lab File: BN003144.D
 Acq: 12 Oct 2018 18:05

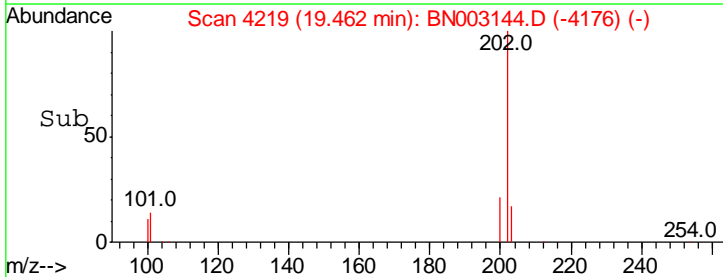
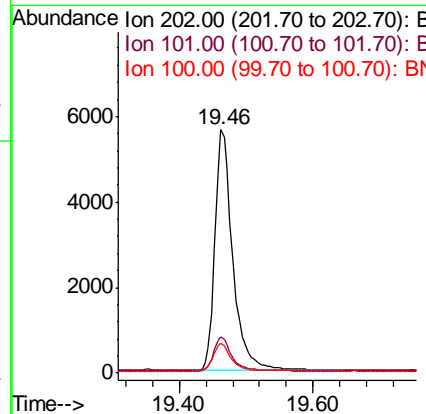
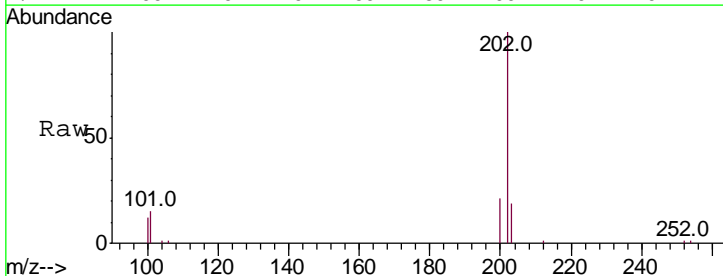
Instrument :
 BNA_N
 ClientSampled :

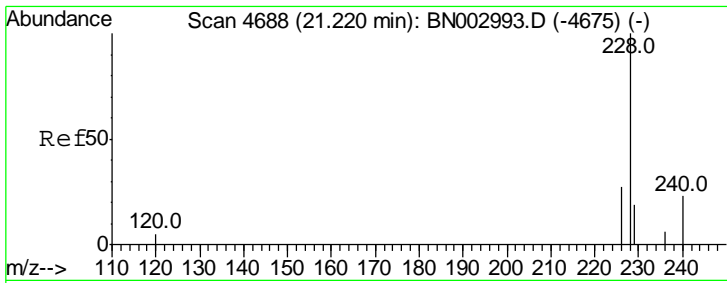
Tgt Ion	Ratio	Lower	Upper
202	100		
101	12.4	0.0	32.3
100	9.5	0.0	29.1



#17
 Pyrene
 Concen: 0.502 ng/ul
 RT: 19.46 min Scan# 4219
 Delta R.T. -0.00 min
 Lab File: BN003144.D
 Acq: 12 Oct 2018 18:05

Tgt Ion	Ratio	Lower	Upper
202	100		
101	14.8	11.9	17.9
100	12.1	9.9	14.9

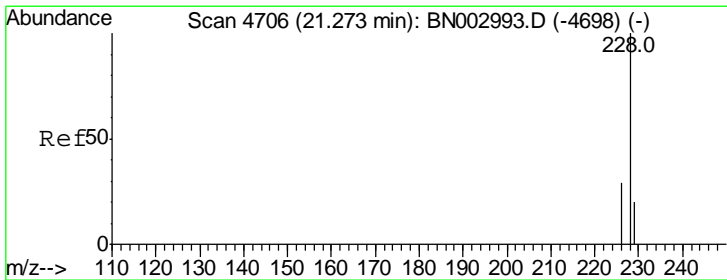
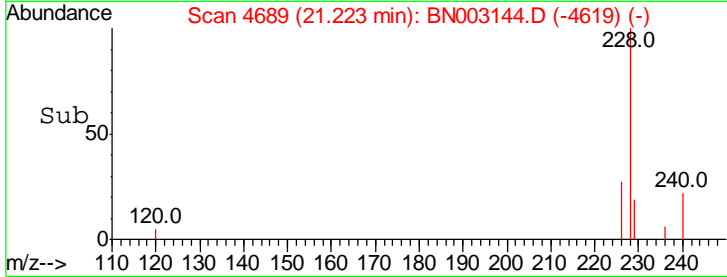
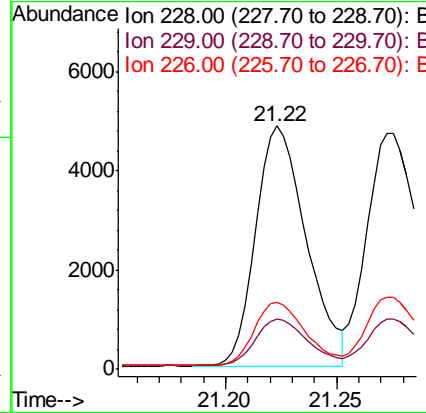
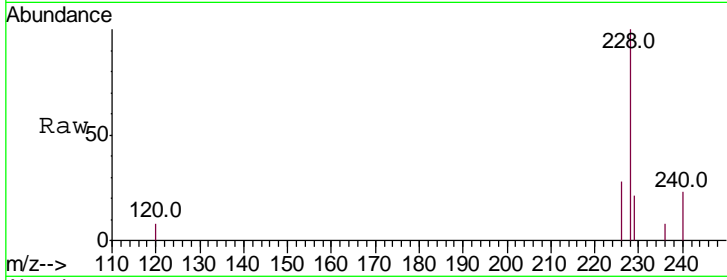




#18
 Benzo(a)anthracene
 Concen: 0.446 ng/ul
 RT: 21.22 min Scan# 4689
 Delta R.T. 0.01 min
 Lab File: BN003144.D
 Acq: 12 Oct 2018 18:05

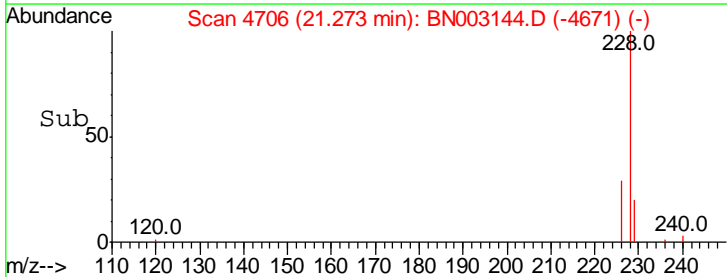
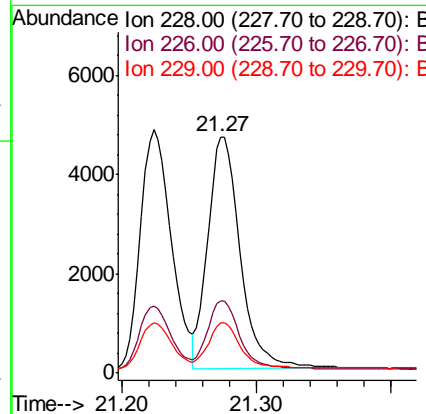
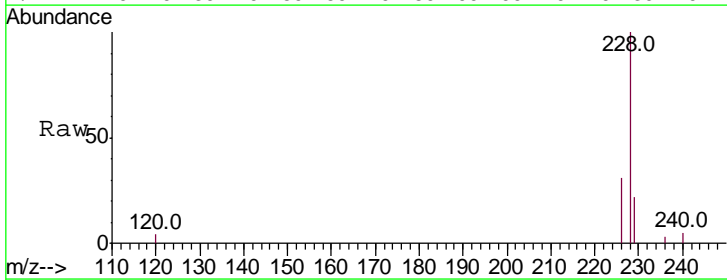
Instrument :
 BNA_N
 ClientSampled :

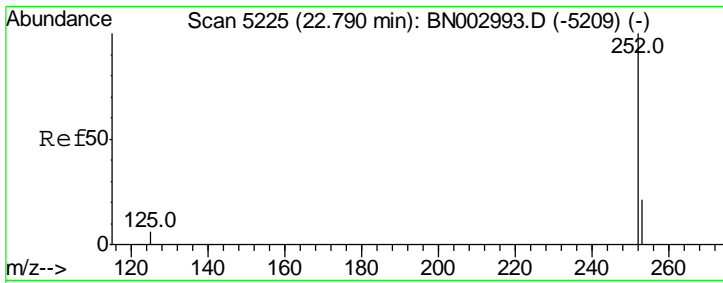
Tgt Ion	Resp	Lower	Upper
228	100		
229	20.6	16.2	24.2
226	27.6	22.3	33.5



#19
 Chrysene
 Concen: 0.448 ng/ul
 RT: 21.27 min Scan# 4706
 Delta R.T. 0.00 min
 Lab File: BN003144.D
 Acq: 12 Oct 2018 18:05

Tgt Ion	Resp	Lower	Upper
228	100		
226	30.7	24.2	36.4
229	21.6	16.7	25.1

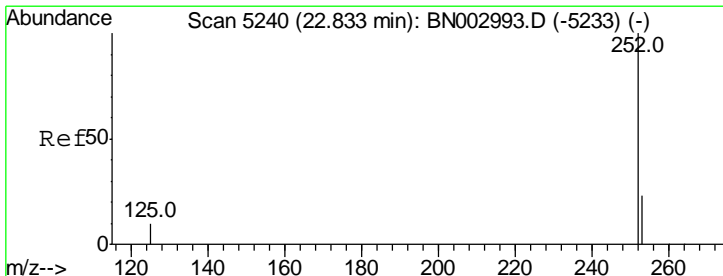
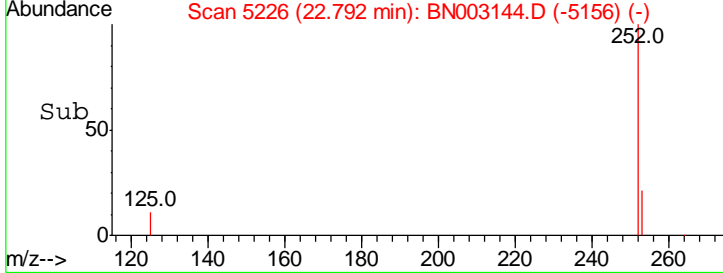
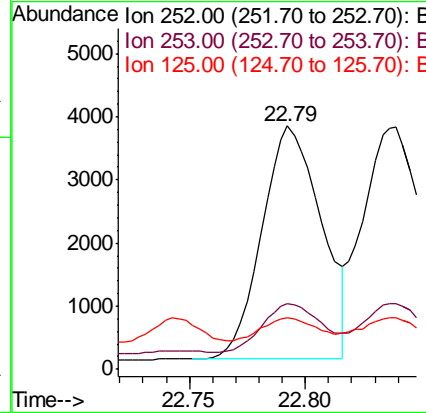
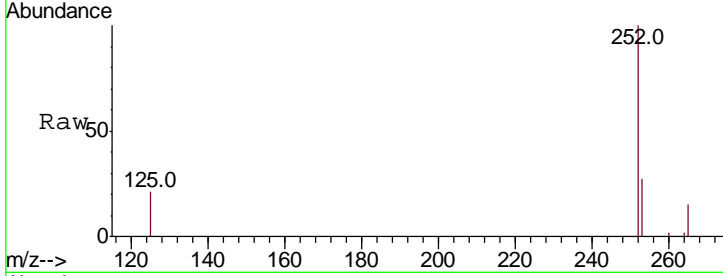




#21
 Benzo(b)fluoranthene
 Concen: 0.394 ng/ul
 RT: 22.79 min Scan# 5226
 Delta R.T. 0.01 min
 Lab File: BN003144.D
 Acq: 12 Oct 2018 18:05

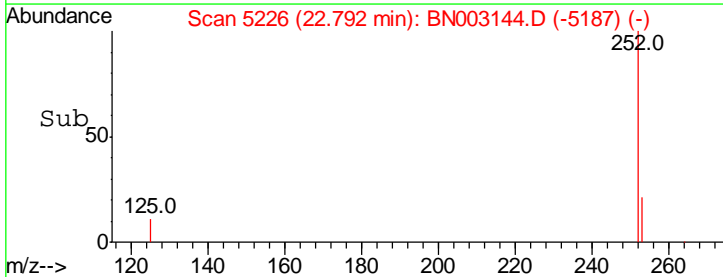
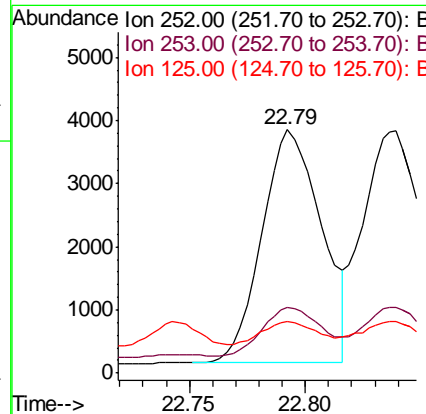
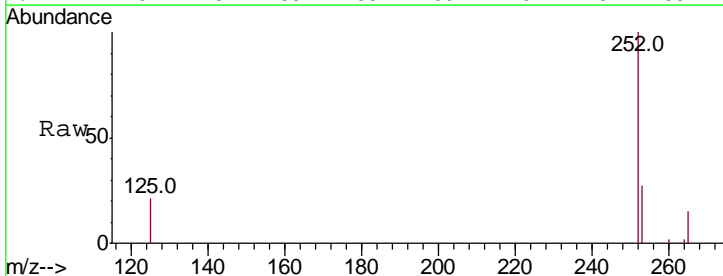
Instrument :
 BNA_N
 ClientSampled :

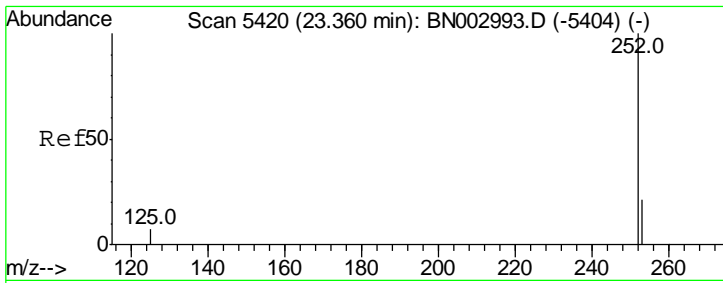
Tgt Ion	Resp	Lower	Upper
252	100		
253	26.9	0.0	53.2
125	21.1	0.0	34.2



#22
 Benzo(k)fluoranthene
 Concen: 0.380 ng/ul
 RT: 22.79 min Scan# 5226
 Delta R.T. -0.04 min
 Lab File: BN003144.D
 Acq: 12 Oct 2018 18:05

Tgt Ion	Resp	Lower	Upper
252	100		
253	26.9	21.3	31.9
125	21.1	14.1	21.1

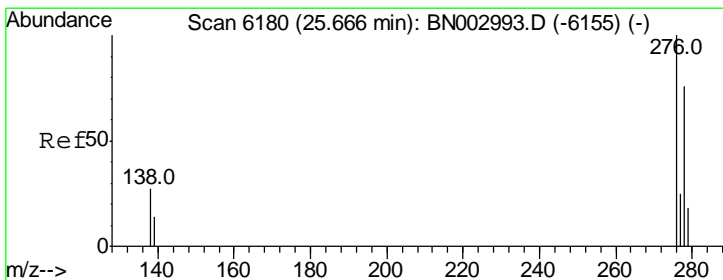
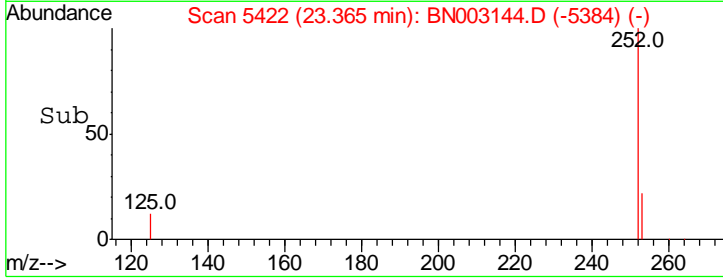
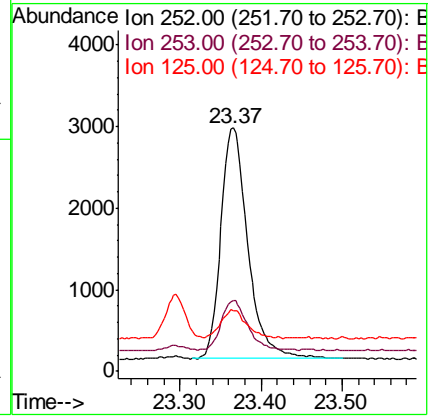
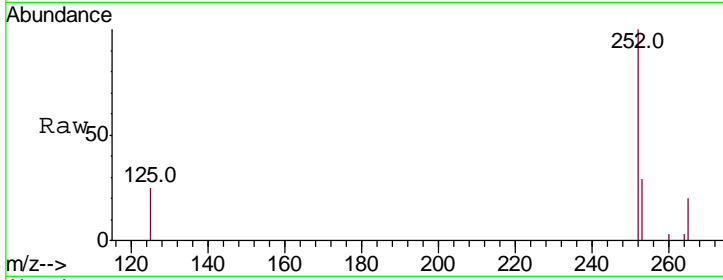




#23
 Benzo(a)pyrene
 Concen: 0.437 ng/ul
 RT: 23.37 min Scan# 5422
 Delta R.T. 0.01 min
 Lab File: BN003144.D
 Acq: 12 Oct 2018 18:05

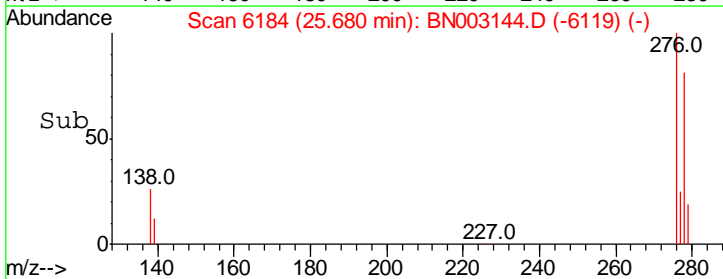
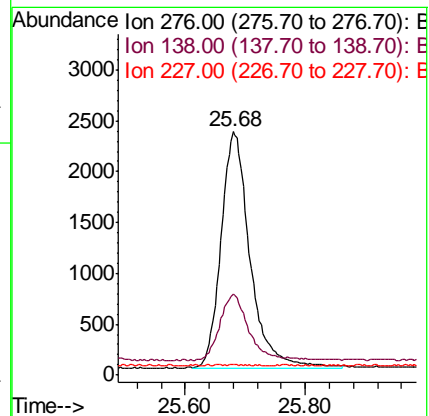
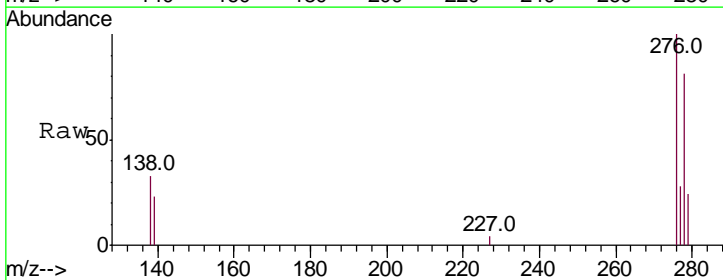
Instrument :
 BNA_N
 ClientSampled :

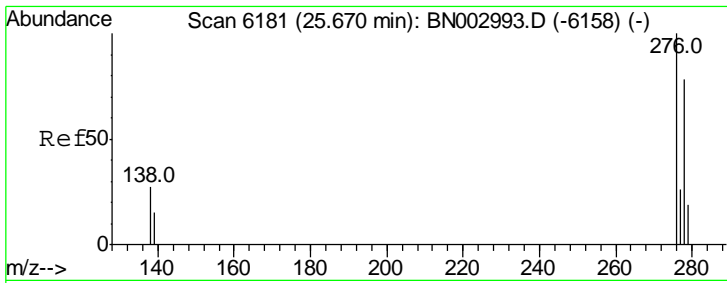
Tgt Ion	Resp	Lower	Upper
252	100		
253	29.2	23.1	34.7
125	24.8	16.9	25.3



#24
 Indeno(1,2,3-cd)pyrene
 Concen: 0.449 ng/ul
 RT: 25.68 min Scan# 6184
 Delta R.T. 0.02 min
 Lab File: BN003144.D
 Acq: 12 Oct 2018 18:05

Tgt Ion	Resp	Lower	Upper
276	100		
138	27.6	21.5	32.3
227	0.1	0.3	0.5#

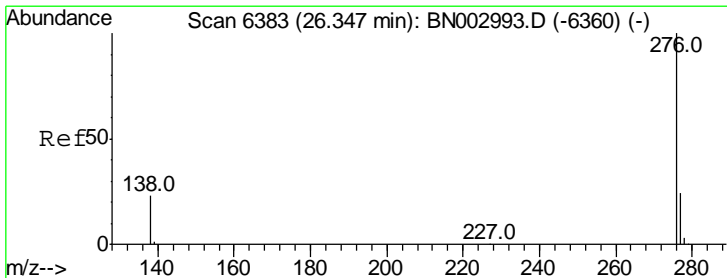
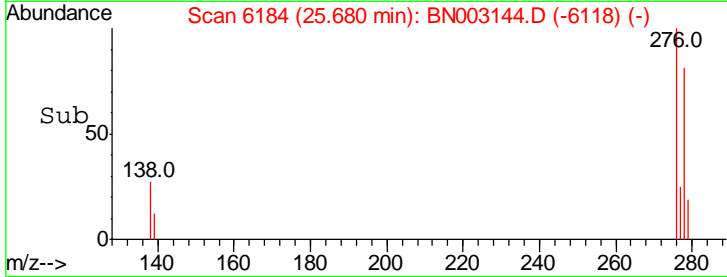
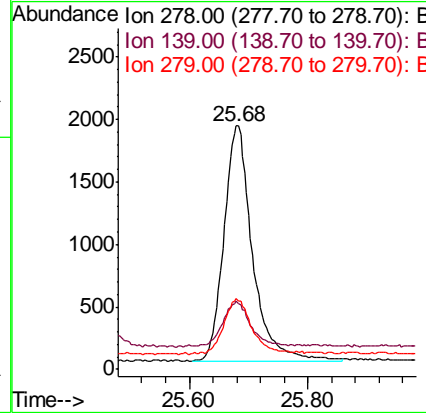
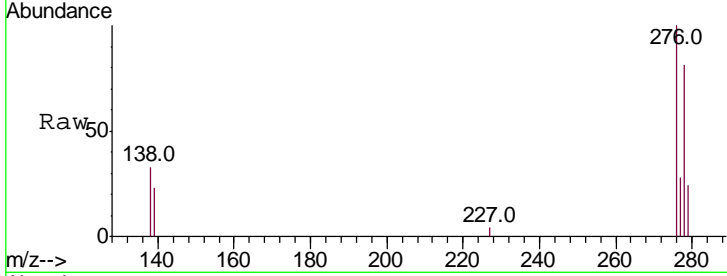




#25
 Dibenzo(a,h)anthracene
 Concen: 0.454 ng/ul
 RT: 25.68 min Scan# 6184
 Delta R.T. 0.02 min
 Lab File: BN003144.D
 Acq: 12 Oct 2018 18:05

Instrument :
 BNA_N
 ClientSampled :

Tgt Ion	Resp	Lower	Upper
278	100		
139	28.1	20.2	30.4
279	29.1	23.8	35.8



#26
 Benzo(g,h,i)perylene
 Concen: 0.451 ng/ul
 RT: 26.36 min Scan# 6386
 Delta R.T. 0.01 min
 Lab File: BN003144.D
 Acq: 12 Oct 2018 18:05

Tgt Ion	Resp	Lower	Upper
276	100		
138	31.2	23.0	34.4
277	27.9	22.0	33.0

