

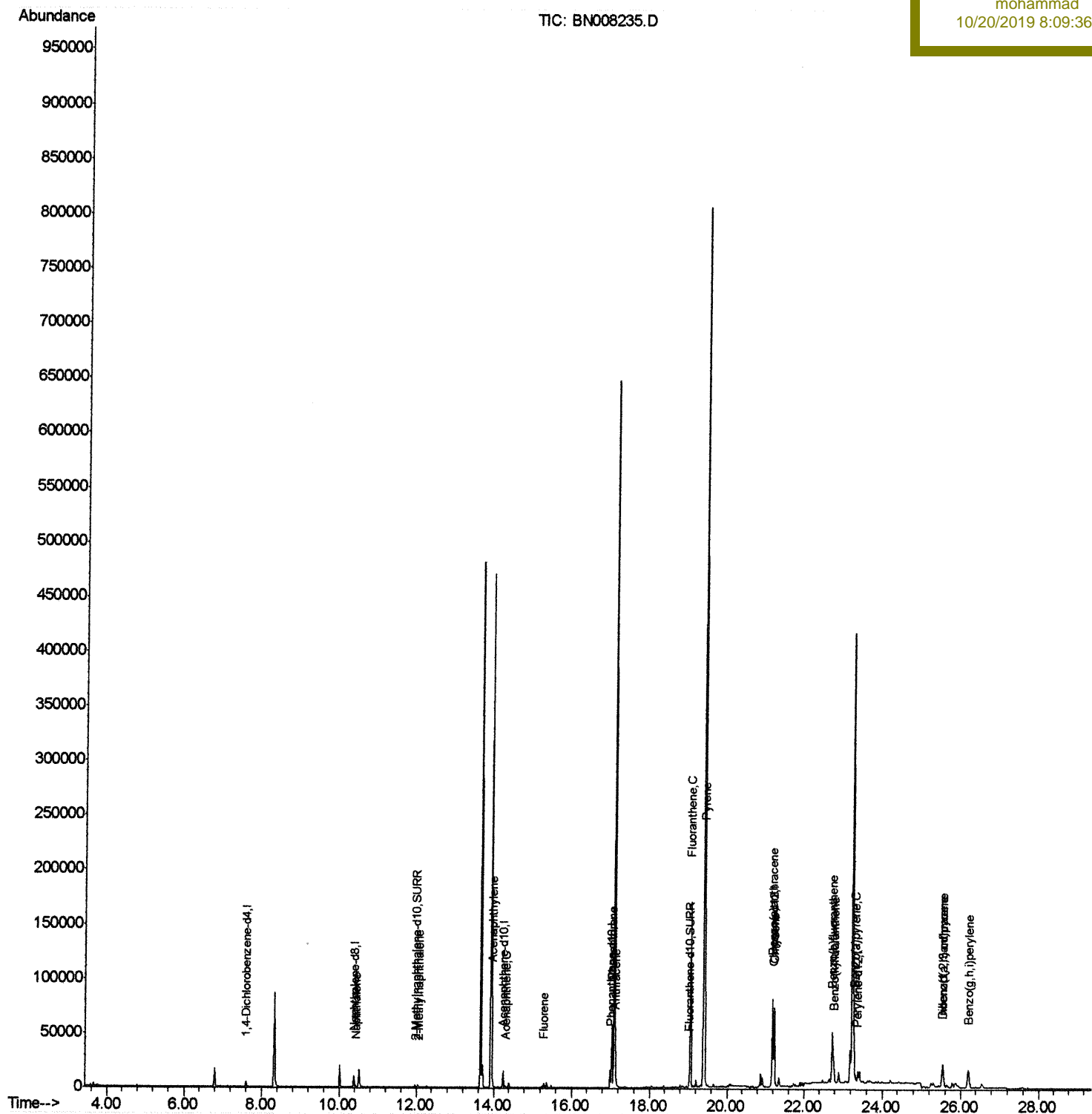
Data Path : Z:\SVOASRV\HPCHEM1\BNA N\DATA\BN101719\
 Data File : BN008235.D
 Acq On : 17 Oct 2019 23:34
 Operator : JU
 Sample : K5177-08
 Misc :
 ALS Vial : 23 Sample Multiplier: 1

Instrument :
 BNA_N
 ClientSampled :
 BEP97

Quant Time: Oct 18 03:57:36 2019
 Quant Method : Z:\SVOASRV\HPCHEM1\BNA N\METHODS\SOM-EPA-SIM-BN101019.M
 Quant Title : ASP BNA STANDARDS FOR 5 POINT CALIBRATION
 QLast Update : Thu Oct 17 01:48:53 2019
 Response via : Initial Calibration

Manual Integrations
 APPROVED

mohammad
 10/20/2019 8:09:36 PM



Quantitation Report (Qedit)

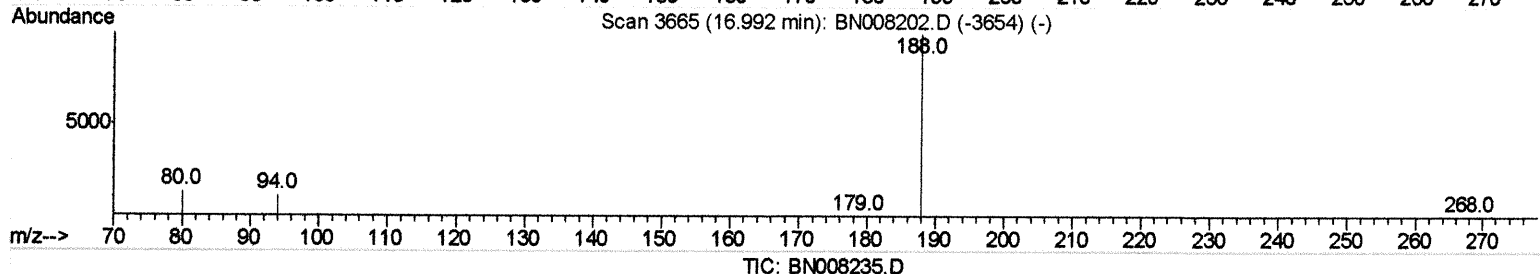
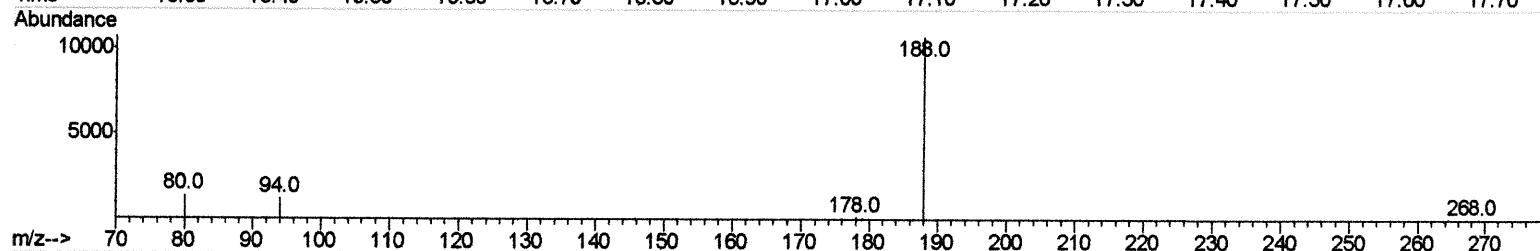
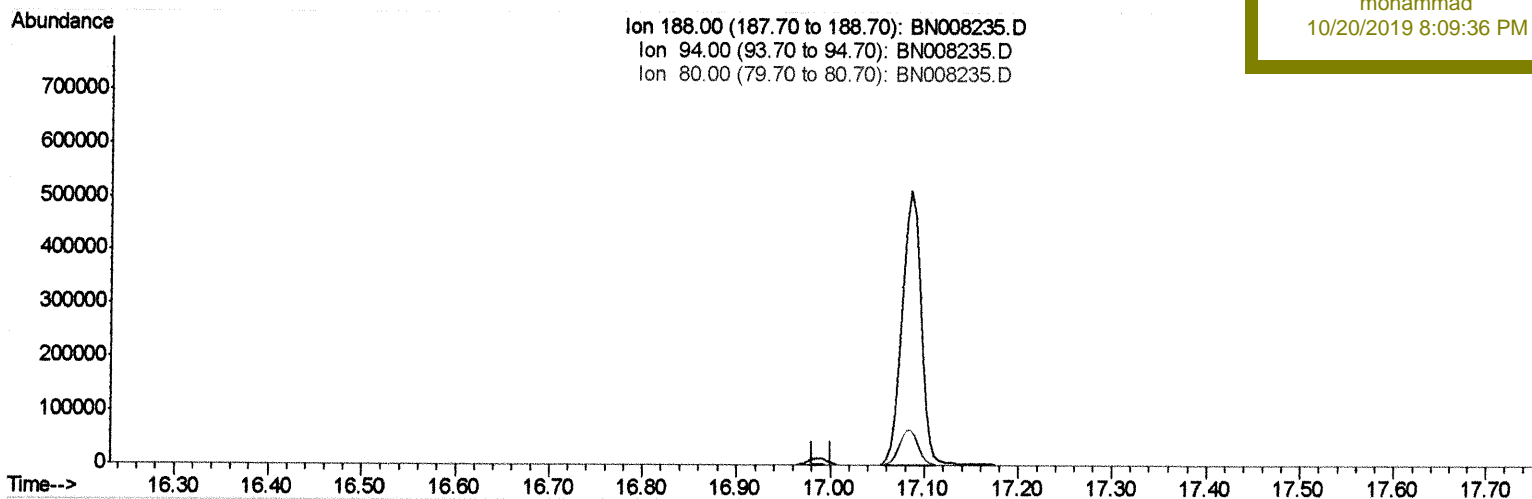
Data Path : Z:\SVOASRV\HPCHEM1\BNA N\DATA\BN101719\
 Data File : BN008235.D
 Acq On : 17 Oct 2019 23:34
 Operator : JU
 Sample : K5177-08
 Misc :
 ALS Vial : 23 Sample Multiplier: 1

Instrument :
 BNA_N
 ClientSampled :
 BEP97

Quant Time: Oct 18 01:59:46 2019
 Quant Method : Z:\SVOASRV\HPCHEM1\BNA N\METHODS\SOM-EPA-SIM-BN101019.M
 Quant Title : ASP BNA STANDARDS FOR 5 POINT CALIBRATION
 QLast Update : Thu Oct 17 01:48:53 2019
 Response via : Initial Calibration

Manual Integrations
 APPROVED

mohammad
 10/20/2019 8:09:36 PM



(10) Phenanthrene-d10 (I)
 16.992min (-16.992) 0.00ng/ul
 response 0

Ion	Exp%	Act%
188.00	100	0.00
94.00	10.90	0.00#
80.00	12.60	0.00#
0.00	0.00	0.00

Quantitation Report (Qedit)

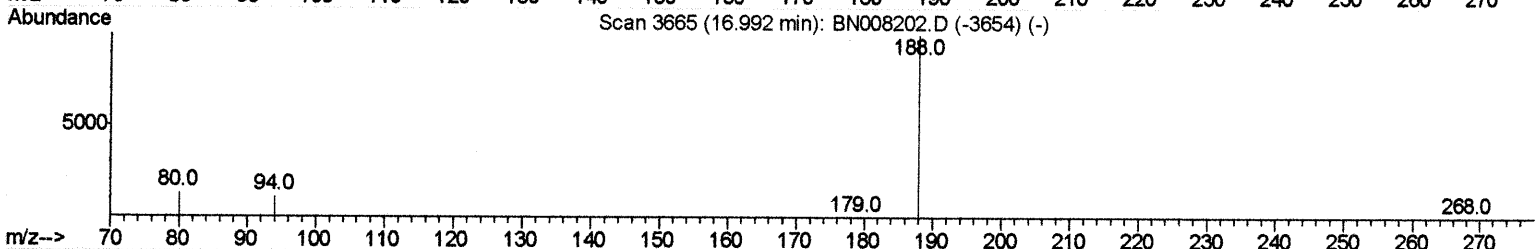
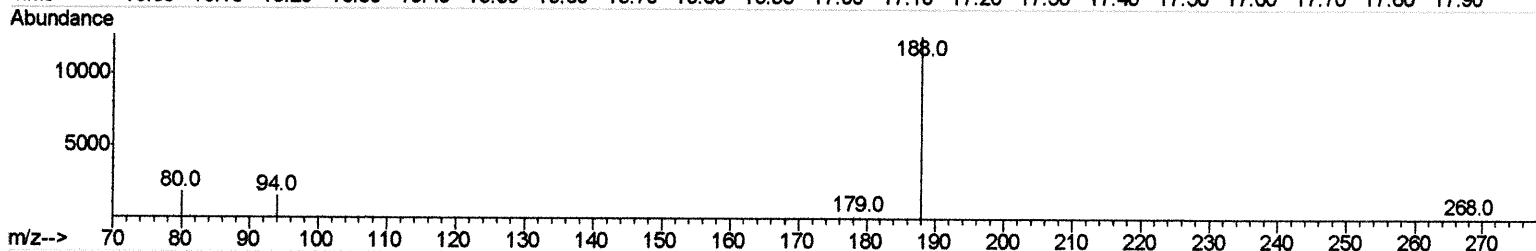
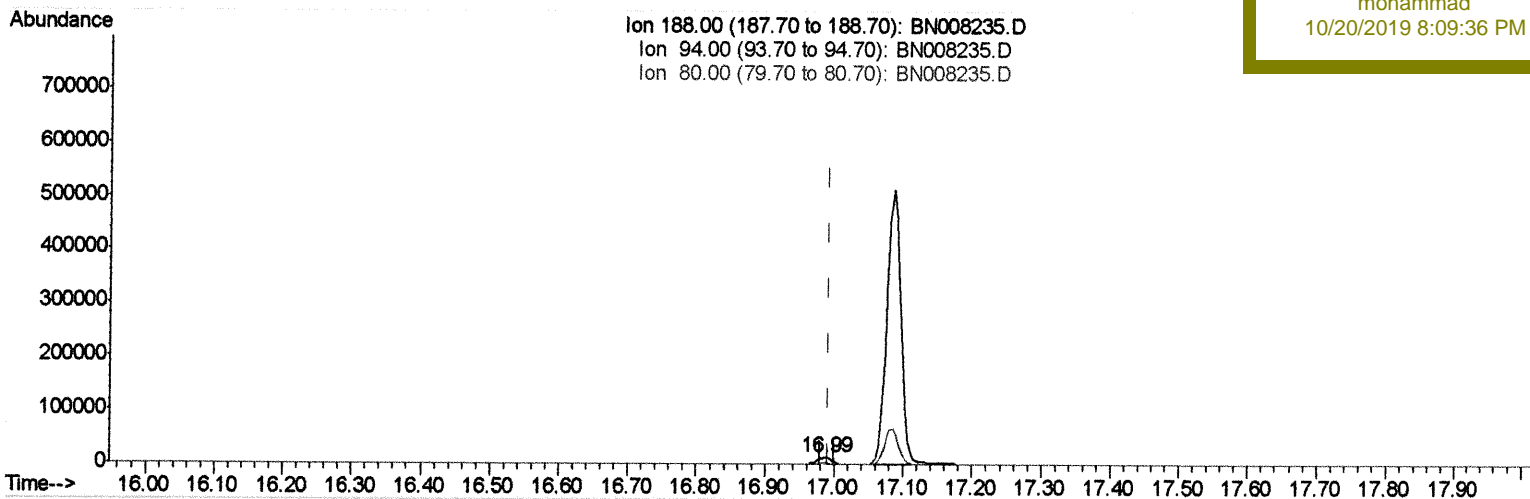
Data Path : Z:\SVOASRV\HPCHEM1\BNA N\DATA\BN101719\
 Data File : BN008235.D
 Acq On : 17 Oct 2019 23:34
 Operator : JU
 Sample : K5177-08
 Misc :
 ALS Vial : 23 Sample Multiplier: 1

Instrument :
 BNA_N
 ClientSampled :
 BEP97

Quant Time: Oct 18 01:59:46 2019
 Quant Method : Z:\SVOASRV\HPCHEM1\BNA N\METHODS\SOM-EPA-SIM-BN101019.M
 Quant Title : ASP BNA STANDARDS FOR 5 POINT CALIBRATION
 QLast Update : Thu Oct 17 01:48:53 2019
 Response via : Initial Calibration

Manual Integrations
 APPROVED

mohammad
 10/20/2019 8:09:36 PM



(10) Phenanthrene-d10 (l)

16.988min (-0.004) 0.40ng/ul m

response 18267

JU 10/18/19

Ion	Exp%	Act%
188.00	100	100
94.00	10.90	11.83
80.00	12.60	13.76
0.00	0.00	0.00

Quantitation Report (Qedit)



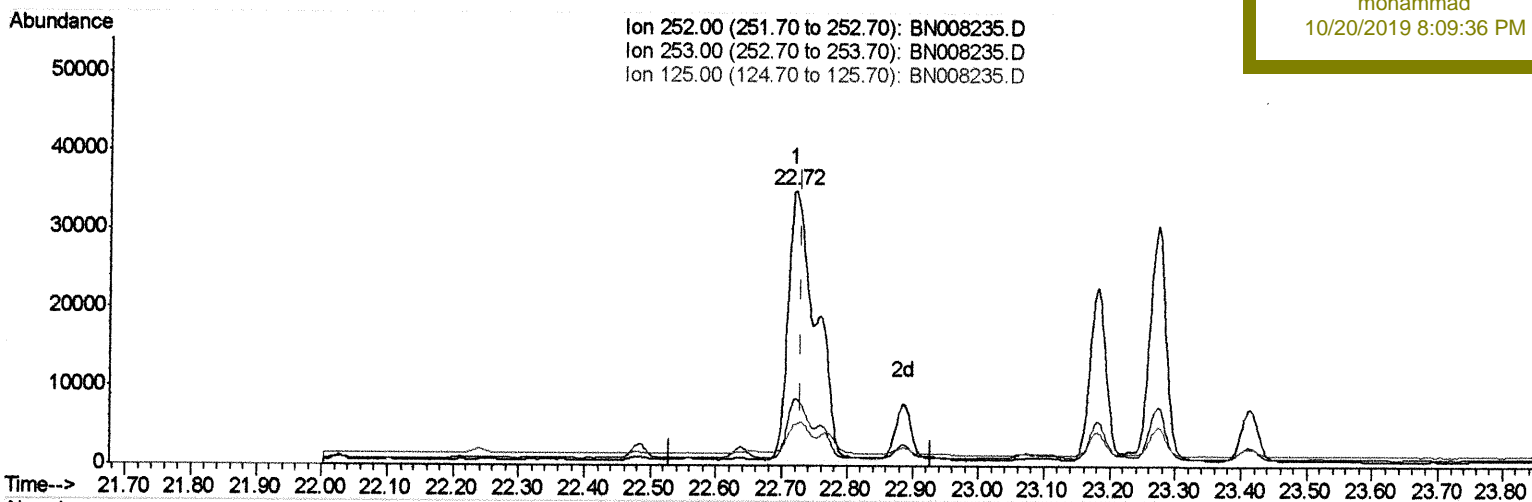
Data Path : Z:\SVOASRV\HPCHEM1\BNA N\DATA\BN101719\
 Data File : BN008235.D
 Acq On : 17 Oct 2019 23:34
 Operator : JU
 Sample : K5177-08
 Misc :
 ALS Vial : 23 Sample Multiplier: 1

Instrument :
 BNA_N
 ClientSampled :
 BEP97

Quant Time: Oct 18 03:56:21 2019
 Quant Method : Z:\SVOASRV\HPCHEM1\BNA N\METHODS\SOM-EPA-SIM-BN101019.M
 Quant Title : ASP BNA STANDARDS FOR 5 POINT CALIBRATION
 QLast Update : Thu Oct 17 01:48:53 2019
 Response via : Initial Calibration

Manual Integrations
 APPROVED

mohammad
 10/20/2019 8:09:36 PM



(21) Benzo(b)fluoranthene
 22.720min (-0.009) 2.72ng/ul
 response 100887

Ion	Exp%	Act%
252.00	100	100
253.00	26.70	24.74
125.00	16.20	15.22
0.00	0.00	0.00

Quantitation Report (Qedit)



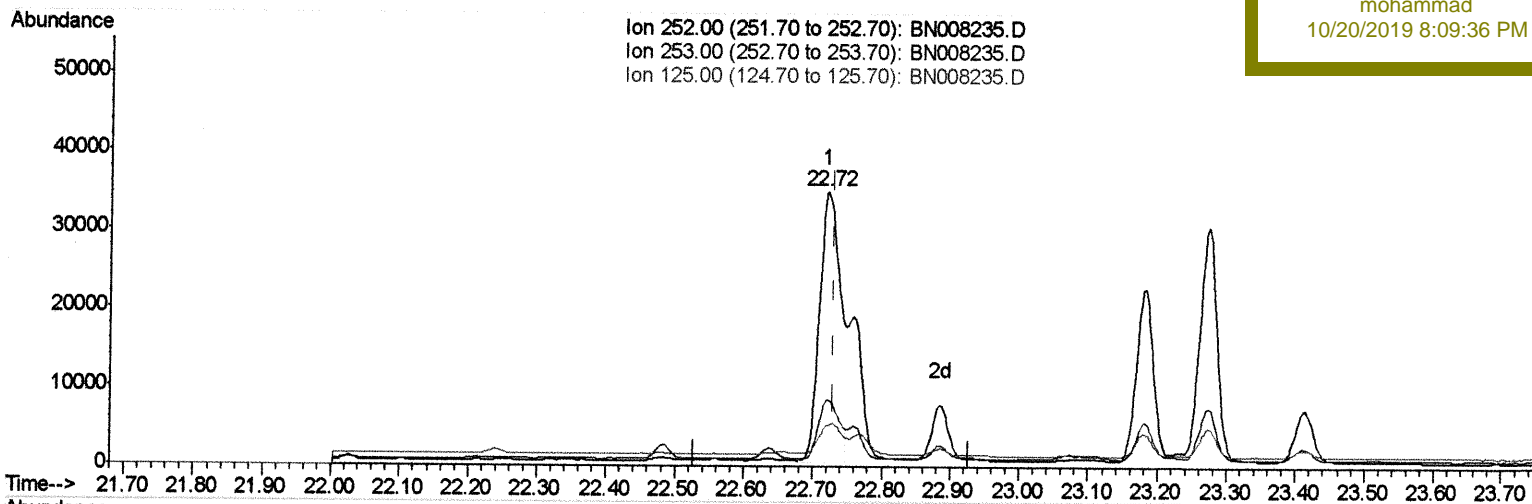
Data Path : Z:\SVOASRV\HPCHEM1\BNA N\DATA\BN101719\
 Data File : BN008235.D
 Acq On : 17 Oct 2019 23:34
 Operator : JU
 Sample : K5177-08
 Misc :
 ALS Vial : 23 Sample Multiplier: 1

Instrument :
 BNA_N
 ClientSampled :
 BEP97

Quant Time: Oct 18 03:56:21 2019
 Quant Method : Z:\SVOASRV\HPCHEM1\BNA N\METHODS\SOM-EPA-SIM-BN101019.M
 Quant Title : ASP BNA STANDARDS FOR 5 POINT CALIBRATION
 QLast Update : Thu Oct 17 01:48:53 2019
 Response via : Initial Calibration

Manual Integrations
 APPROVED

mohammad
 10/20/2019 8:09:36 PM



(21) Benzo(b)fluoranthene

22.720min (-0.009) 1.97ng/ul m

response 73026

Jue/11/19

Ion	Exp%	Act%
252.00	100	100
253.00	26.70	24.74
125.00	16.20	15.22
0.00	0.00	0.00

Quantitation Report (Qedit)


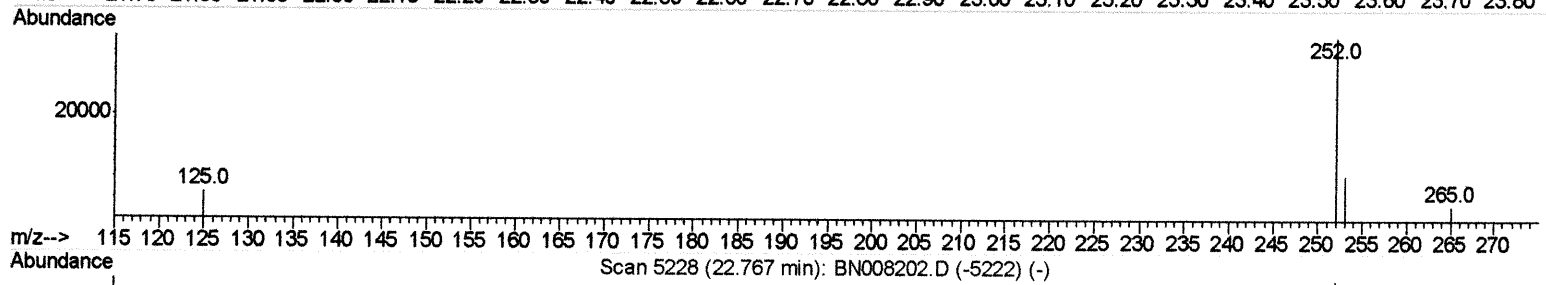
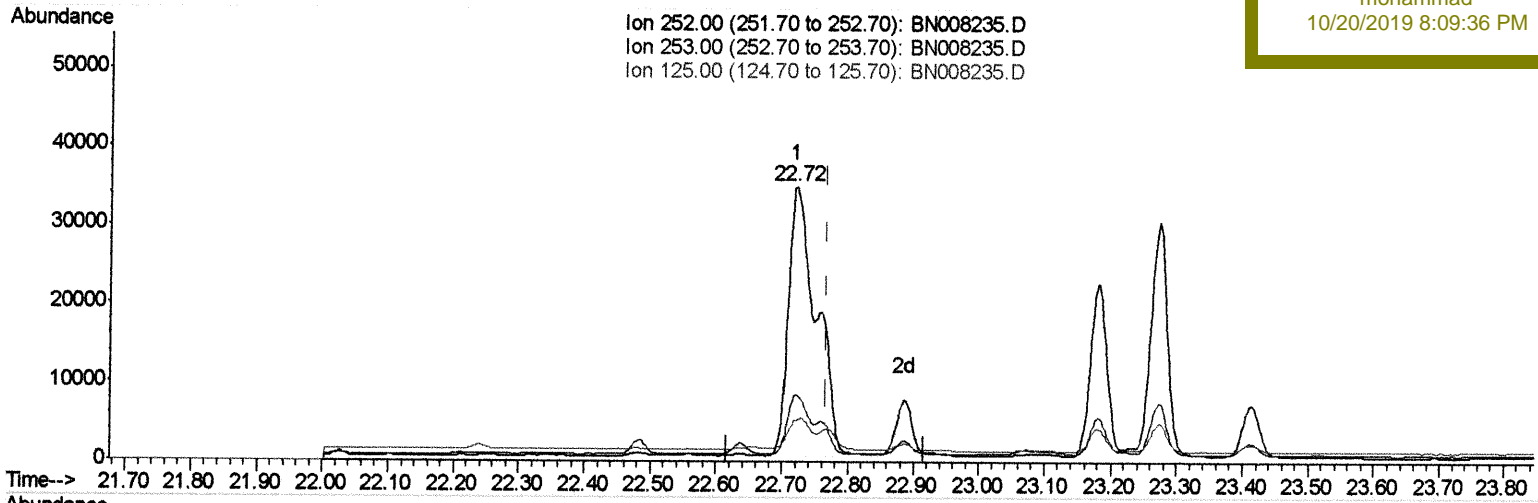
Data Path : Z:\SVOASRV\HPCHEM1\BNA N\DATA\BN101719\
 Data File : BN008235.D
 Acq On : 17 Oct 2019 23:34
 Operator : JU
 Sample : K5177-08
 Misc :
 ALS Vial : 23 Sample Multiplier: 1

Instrument :
 BNA_N
 ClientSampled :
 BEP97

Quant Time: Oct 18 03:56:21 2019
 Quant Method : Z:\SVOASRV\HPCHEM1\BNA N\METHODS\SOM-EPA-SIM-BN101019.M
 Quant Title : ASP BNA STANDARDS FOR 5 POINT CALIBRATION
 QLast Update : Thu Oct 17 01:48:53 2019
 Response via : Initial Calibration

Manual Integrations
 APPROVED

mohammad
 10/20/2019 8:09:36 PM



(22) Benzo(k)fluoranthene
 22.720min (-0.047) 2.41ng/ul
 response 100887

Ion	Exp%	Act%
252.00	100	100
253.00	26.60	24.74
125.00	15.40	15.22
0.00	0.00	0.00

Quantitation Report (Qedit)



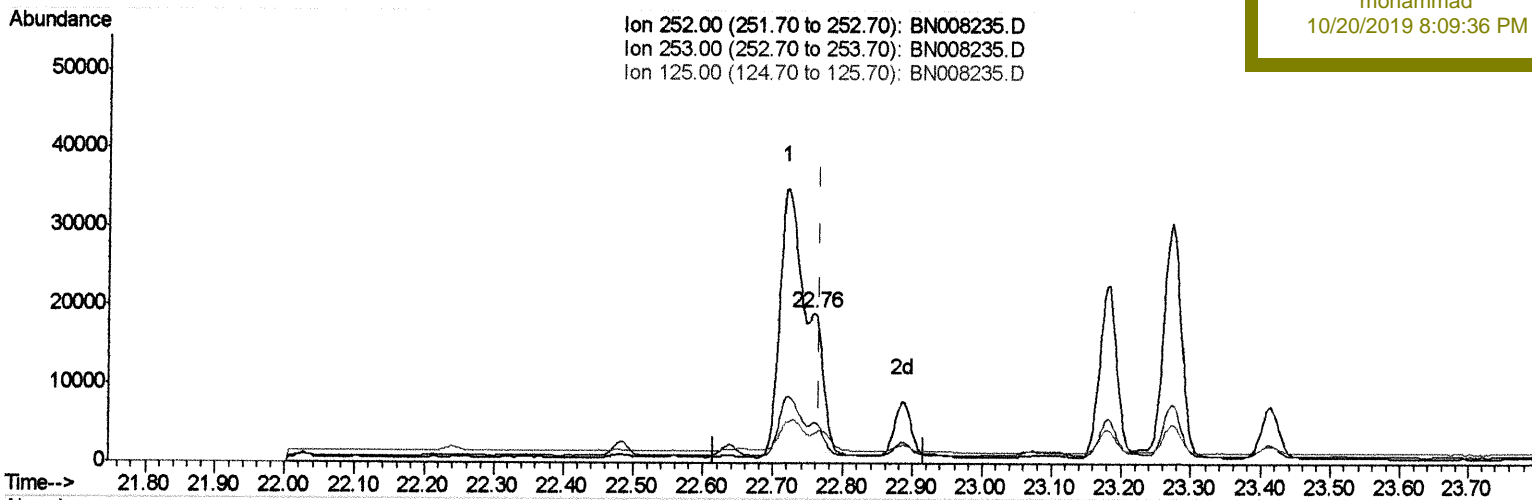
Data Path : Z:\SVOASRV\HPCHEM1\BNA N\DATA\BN101719\
 Data File : BN008235.D
 Acq On : 17 Oct 2019 23:34
 Operator : JU
 Sample : K5177-08
 Misc :
 ALS Vial : 23 Sample Multiplier: 1

Instrument :
 BNA_N
 ClientSampled :
 BEP97

Quant Time: Oct 18 03:56:21 2019
 Quant Method : Z:\SVOASRV\HPCHEM1\BNA N\METHODS\SOM-EPA-SIM-BN101019.M
 Quant Title : ASP BNA STANDARDS FOR 5 POINT CALIBRATION
 QLast Update : Thu Oct 17 01:48:53 2019
 Response via : Initial Calibration

Manual Integrations
 APPROVED

mohammad
 10/20/2019 8:09:36 PM



(22) Benzo(k)fluoranthene

22.758min (-0.009) 0.61ng/ul m

response 25790

22.758/19

Ion	Exp%	Act%
252.00	100	100
253.00	26.60	27.07
125.00	15.40	20.23#
0.00	0.00	0.00

Data Path : Z:\SVOASRV\HPCHEM1\BNA N\DATA\BN101719\
 Data File : BN008235.D
 Acq On : 17 Oct 2019 23:34
 Operator : JU
 Sample : K5177-08
 Misc :
 ALS Vial : 23 Sample Multiplier: 1

Instrument :
 BNA_N
 ClientSampled :
 BEP97

Quant Time: Oct 18 03:57:36 2019
 Quant Method : Z:\SVOASRV\HPCHEM1\BNA N\METHODS\SOM-EPA-SIM-BN101019.M
 Quant Title : ASP BNA STANDARDS FOR 5 POINT CALIBRATION
 QLast Update : Thu Oct 17 01:48:53 2019
 Response via : Initial Calibration

Manual Integrations
 APPROVED

mohammad
 10/20/2019 8:09:36 PM

Internal Standards	R.T.	QIon	Response	Conc	Units	Dev (Min)
1) 1,4-Dichlorobenzene-d4	7.60	152	2895	0.40	ng/ul	0.00
2) Naphthalene-d8	10.37	136	13911	0.40	ng/ul	0.00
6) Acenaphthene-d10	14.24	164	8547	0.40	ng/ul	0.00
10) Phenanthrene-d10	16.99	188	18267m	0.40	ng/ul	0.00
16) Chrysene-d12	21.19	240	13788	0.40	ng/ul	0.00
20) Perylene-d12	23.37	264	11375	0.40	ng/ul	0.00

System Monitoring Compounds	R.T.	QIon	Response	Conc	Units	Dev (Min)
4) 2-Methylnaphthalene-d10	11.97	152	3680	0.16	ng/ul	0.00
14) Fluoranthene-d10	19.02	212	10046	0.16	ng/ul	0.00

Target Compounds	R.T.	QIon	Response	Conc	Units	Ovalue
3) Naphthalene	10.42	128	3693	0.093	ng/ul#	95
5) 2-Methylnaphthalene	12.04	142	2001	0.074	ng/ul	99
7) Acenaphthylene	13.95	152	7957	0.195	ng/ul	99
8) Acenaphthene	14.30	153	1747	0.055	ng/ul	97
9) Fluorene	15.29	166	2773	0.077	ng/ul#	95
12) Phenanthrene	17.03	178	61735	1.154	ng/ul	99
13) Anthracene	17.12	178	12170	0.259	ng/ul	99
15) Fluoranthene	19.05	202	143370	2.030	ng/ul	98
17) Pyrene	19.41	202	134511	2.450	ng/ul	98
18) Benzo(a)anthracene	21.17	228	67463	1.346	ng/ul	95
19) Chrysene	21.22	228	73169	1.189	ng/ul	97
21) Benzo(b)fluoranthene	22.72	252	73026m	1.972	ng/ul	95
22) Benzo(k)fluoranthene	22.76	252	25790m	0.615	ng/ul	95
23) Benzo(a)pyrene	23.27	252	52145	1.338	ng/ul#	90
24) Indeno(1,2,3-cd)pyrene	25.53	276	33942	0.740	ng/ul#	98
25) Dibenzo(a,h)anthracene	25.54	278	8630	0.238	ng/ul#	79
26) Benzo(a,h,i)perylene	26.19	276	34216	0.813	ng/ul	98

(#) = qualifier out of range (m) = manual integration (+) = signals summed