

Data Path : Z:\SVOASRV\HPCHEM1\BNA N\DATA\BN102219\
 Data File : BN008362.D
 Acq On : 23 Oct 2019 22:43
 Operator : JU
 Sample : K5223-16DL 10X
 Misc :
 ALS Vial : 55 Sample Multiplier: 1

Instrument :
 BNA_N
 ClientSampleId :

Quant Time: Oct 24 01:39:18 2019
 Quant Method : Z:\SVOASRV\HPCHEM1\BNA N\METHODS\SOM-EPA-SIM-BN101019.M
 Quant Title : ASP BNA STANDARDS FOR 5 POINT CALIBRATION
 QLast Update : Wed Oct 23 14:07:55 2019
 Response via : Initial Calibration

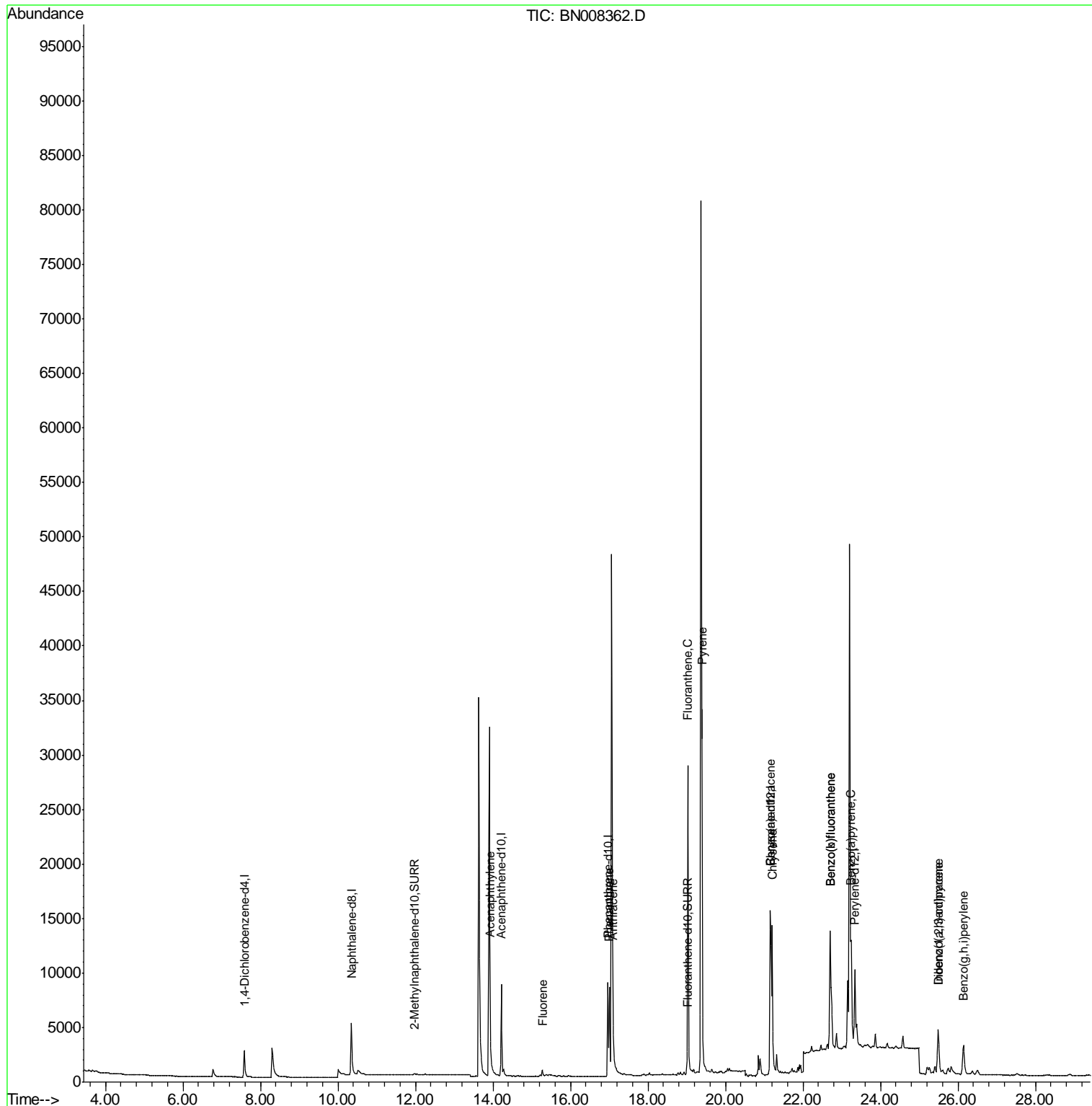
Internal Standards	R.T.	QIon	Response	Conc	Units	Dev(Min)
1) 1,4-Dichlorobenzene-d4	7.58	152	1669	0.40	ng/ul	-0.01
2) Naphthalene-d8	10.35	136	7885	0.40	ng/ul	-0.01
6) Acenaphthene-d10	14.21	164	5306	0.40	ng/ul	0.00
10) Phenanthrene-d10	16.96	188	11415	0.40	ng/ul	-0.01
16) Chrysene-d12	21.17	240	10244	0.40	ng/ul	-0.01
20) Perylene-d12	23.34	264	8009	0.40	ng/ul	-0.02
System Monitoring Compounds						
4) 2-Methylnaphthalene-d10	11.96	152	354	0.03	ng/ul	0.00
14) Fluoranthene-d10	19.00	212	1161	0.03	ng/ul	-0.01
Target Compounds						
						Ovalue
7) Acenaphthylene	13.93	152	782	0.031	ng/ul#	78
9) Fluorene	15.27	166	458	0.021	ng/ul#	95
12) Phenanthrene	17.00	178	9633	0.288	ng/ul	99
13) Anthracene	17.10	178	2004	0.068	ng/ul#	90
15) Fluoranthene	19.03	202	27008	0.612	ng/ul	98
17) Pyrene	19.40	202	26771	0.656	ng/ul	99
18) Benzo(a)anthracene	21.15	228	14175	0.381	ng/ul	96
19) Chrysene	21.21	228	14262	0.312	ng/ul	98
21) Benzo(b)fluoranthene	22.70	252	24544	0.941	ng/ul	95
22) Benzo(k)fluoranthene	22.70	252	24544	0.831	ng/ul#	94
23) Benzo(a)pyrene	23.24	252	10814	0.394	ng/ul#	92
24) Indeno(1,2,3-cd)pyrene	25.49	276	7156	0.221	ng/ul#	96
25) Dibenzo(a,h)anthracene	25.49	278	1497	0.059	ng/ul#	66
26) Benzo(g,h,i)perylene	26.14	276	5883	0.199	ng/ul#	94

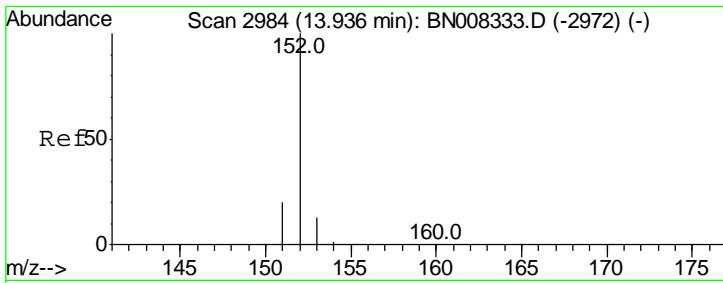
(#) = qualifier out of range (m) = manual integration (+) = signals summed

Data Path : Z:\SVOASRV\HPCHEM1\BNA N\DATA\BN102219\
 Data File : BN008362.D
 Acq On : 23 Oct 2019 22:43
 Operator : JU
 Sample : K5223-16DL 10X
 Misc :
 ALS Vial : 55 Sample Multiplier: 1

Instrument :
 BNA_N
 ClientSampleId :

Quant Time: Oct 24 01:39:18 2019
 Quant Method : Z:\SVOASRV\HPCHEM1\BNA N\METHODS\SOM-EPA-SIM-BN101019.M
 Quant Title : ASP BNA STANDARDS FOR 5 POINT CALIBRATION
 QLast Update : Wed Oct 23 14:07:55 2019
 Response via : Initial Calibration

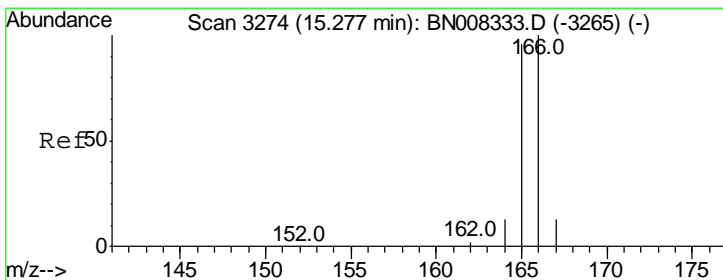
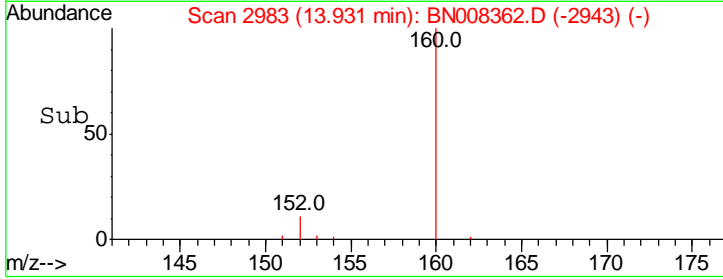
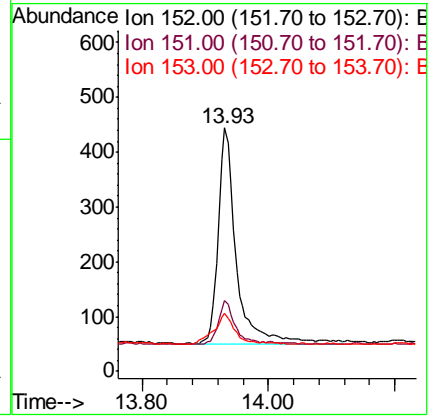
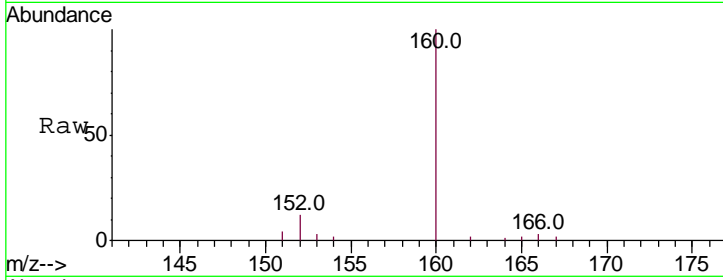




#7
 Acenaphthylene
 Concen: 0.031 ng/ul
 RT: 13.93 min Scan# 2983
 Delta R.T. -0.01 min
 Lab File: BN008362.D
 Acq: 23 Oct 2019 22:43

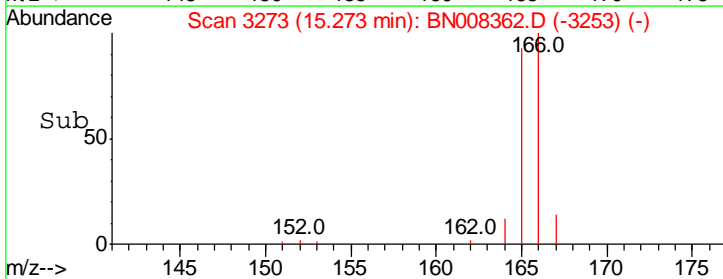
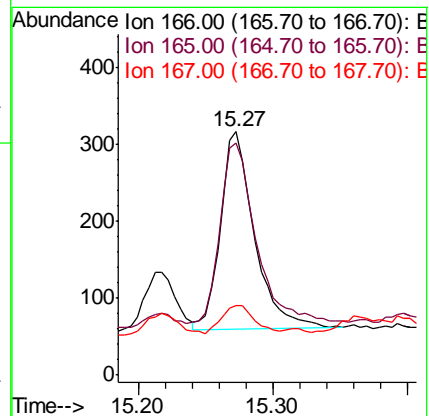
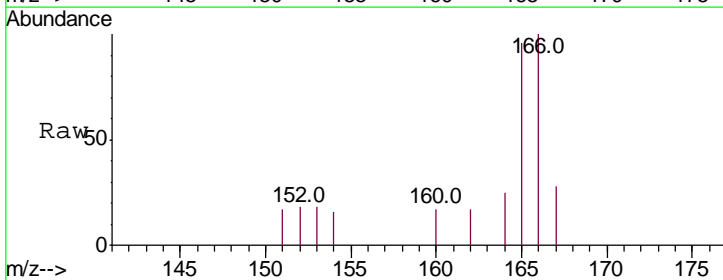
Instrument :
 BNA_N
 ClientSampled :

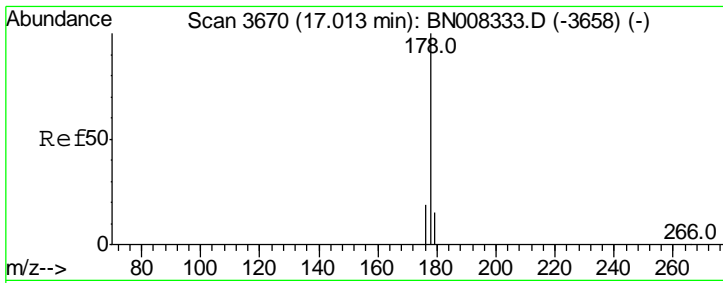
Tgt Ion	Resp	Lower	Upper
152	100		
151	29.3	16.2	24.4#
153	24.1	11.0	16.4#



#9
 Fluorene
 Concen: 0.021 ng/ul
 RT: 15.27 min Scan# 3273
 Delta R.T. -0.01 min
 Lab File: BN008362.D
 Acq: 23 Oct 2019 22:43

Tgt Ion	Resp	Lower	Upper
166	100		
165	95.6	76.6	115.0
167	28.4	11.7	17.5#

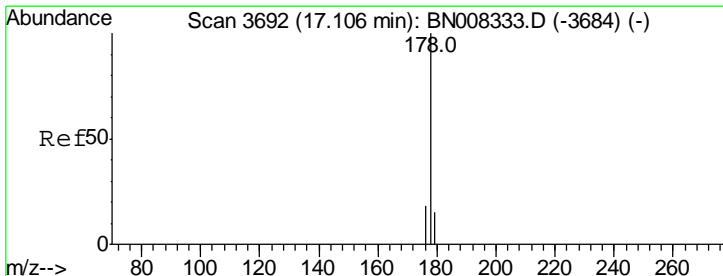
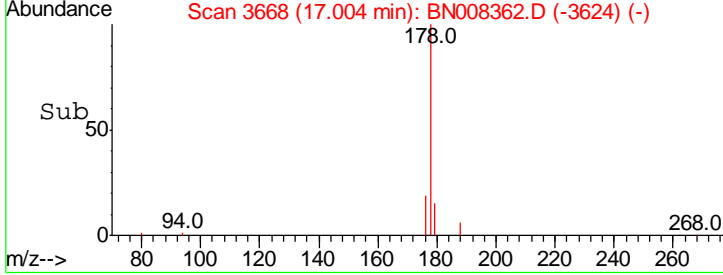
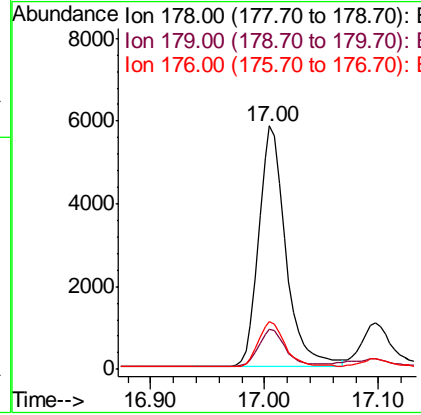
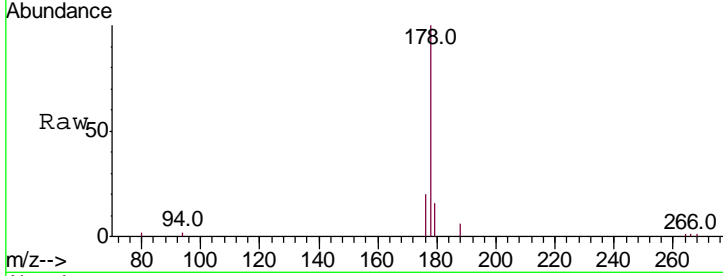




#12
 Phenanthrene
 Concen: 0.288 ng/ul
 RT: 17.00 min Scan# 3668
 Delta R.T. -0.01 min
 Lab File: BN008362.D
 Acq: 23 Oct 2019 22:43

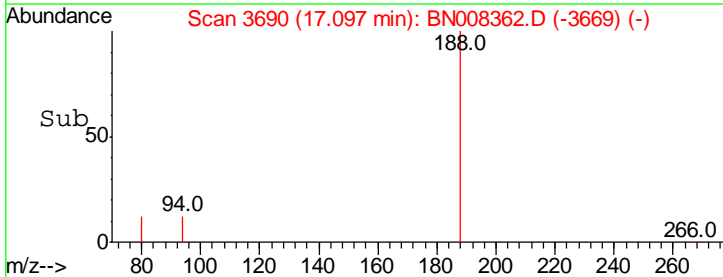
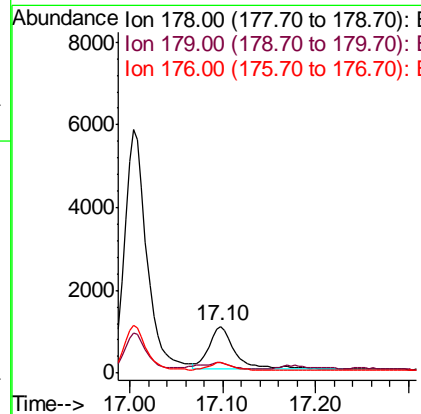
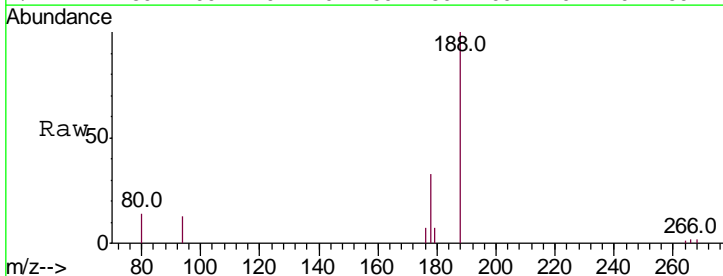
Instrument :
 BNA_N
 ClientSampled :

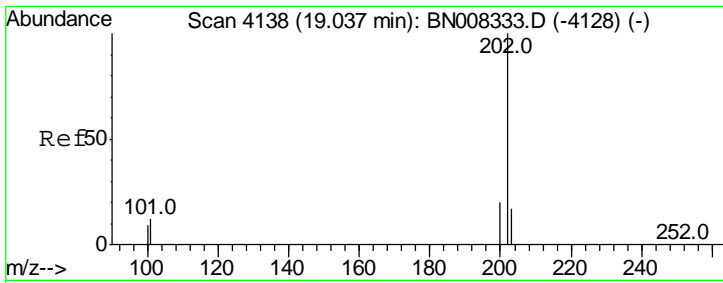
Tgt Ion	Resp	Lower	Upper
178	100		
179	16.5	12.8	19.2
176	19.7	15.4	23.2



#13
 Anthracene
 Concen: 0.068 ng/ul
 RT: 17.10 min Scan# 3690
 Delta R.T. -0.01 min
 Lab File: BN008362.D
 Acq: 23 Oct 2019 22:43

Tgt Ion	Resp	Lower	Upper
178	100		
179	22.0	13.0	19.6#
176	22.2	15.0	22.6

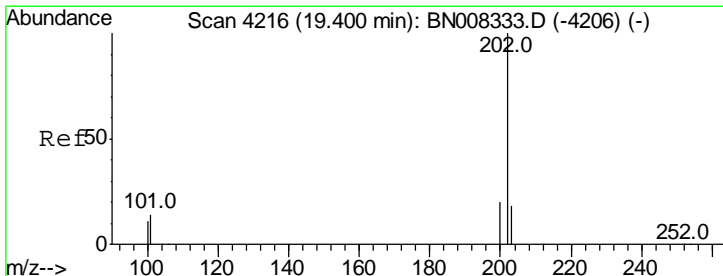
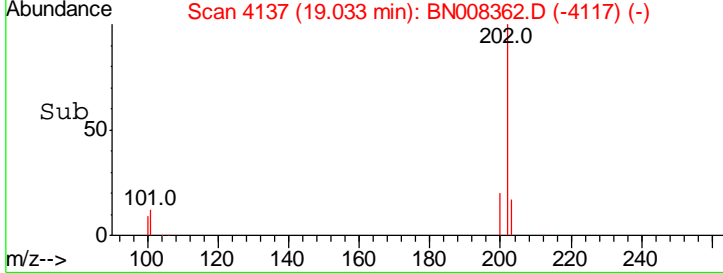
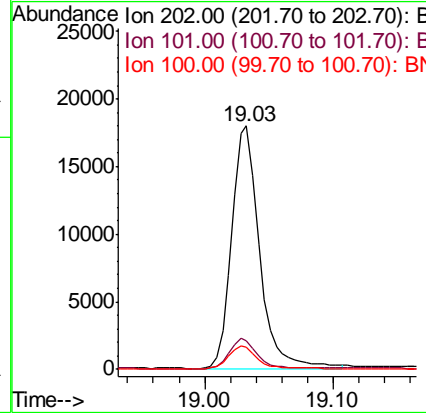
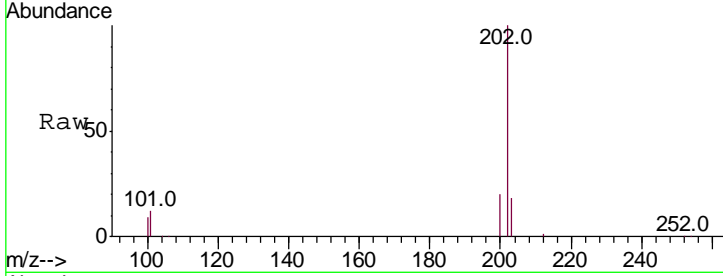




#15
 Fluoranthene
 Concen: 0.612 ng/ul
 RT: 19.03 min Scan# 4137
 Delta R.T. -0.01 min
 Lab File: BN008362.D
 Acq: 23 Oct 2019 22:43

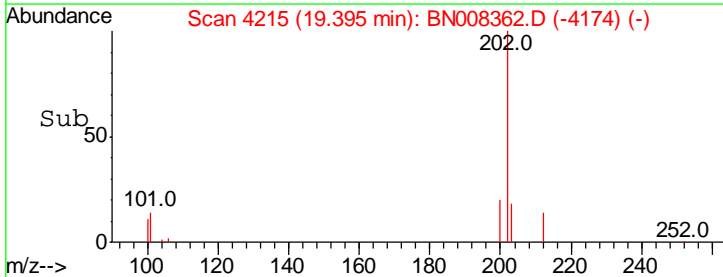
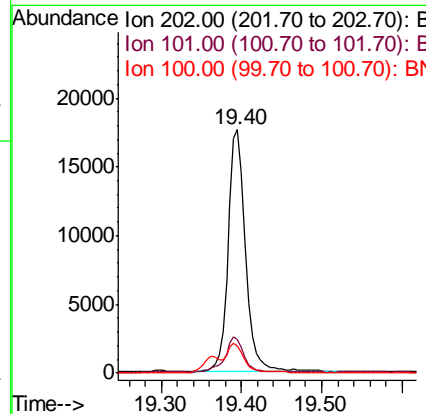
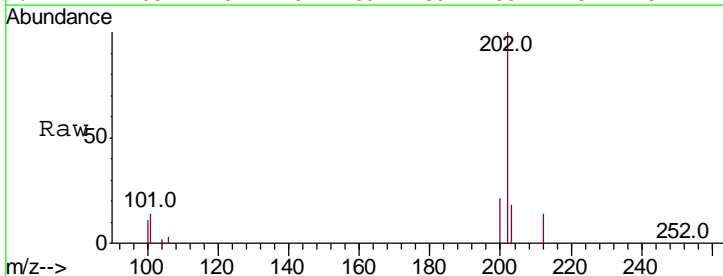
Instrument :
 BNA_N
 ClientSampled :

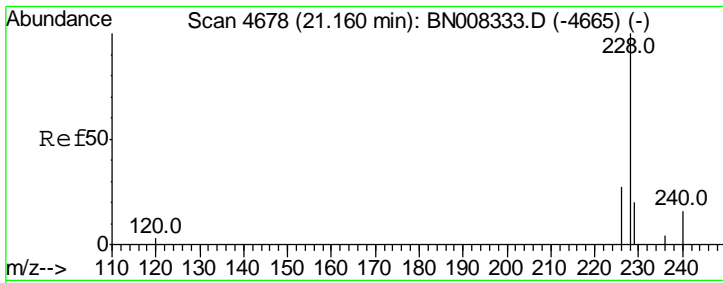
Tgt Ion	Resp	Lower	Upper
202	100		
101	12.0	0.0	31.2
100	9.0	0.0	28.5



#17
 Pyrene
 Concen: 0.656 ng/ul
 RT: 19.40 min Scan# 4215
 Delta R.T. -0.01 min
 Lab File: BN008362.D
 Acq: 23 Oct 2019 22:43

Tgt Ion	Resp	Lower	Upper
202	100		
101	13.9	10.9	16.3
100	11.3	8.7	13.1

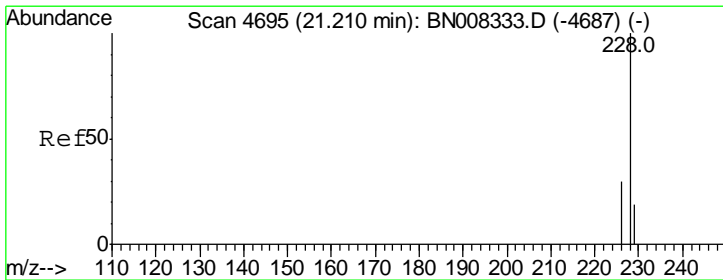
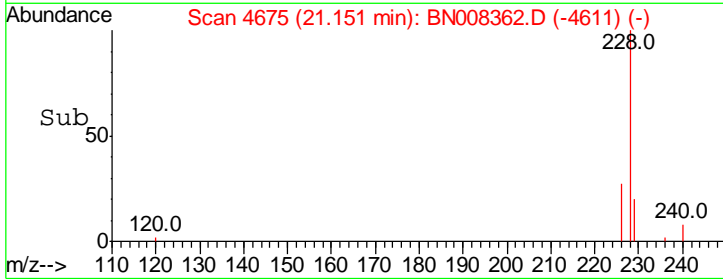
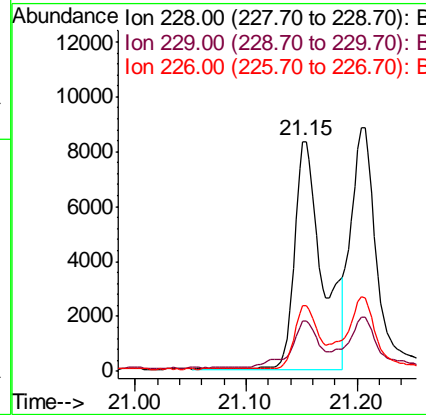
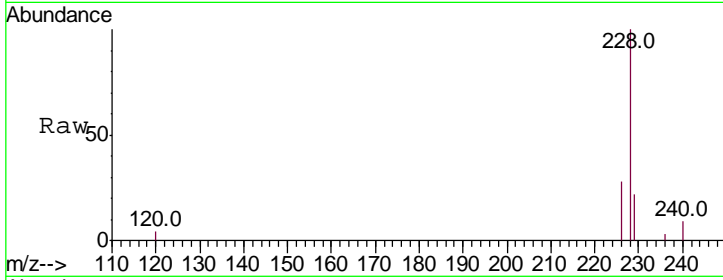




#18
 Benzo(a)anthracene
 Concen: 0.381 ng/ul
 RT: 21.15 min Scan# 4675
 Delta R.T. -0.01 min
 Lab File: BN008362.D
 Acq: 23 Oct 2019 22:43

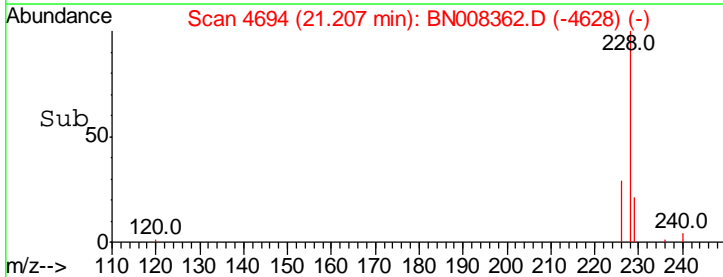
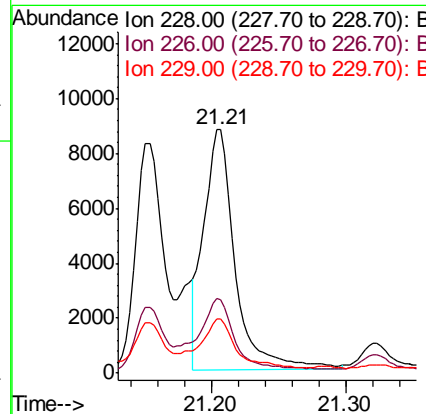
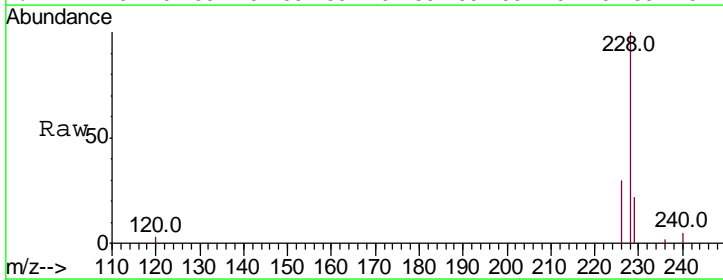
Instrument :
 BNA_N
 ClientSampleId :

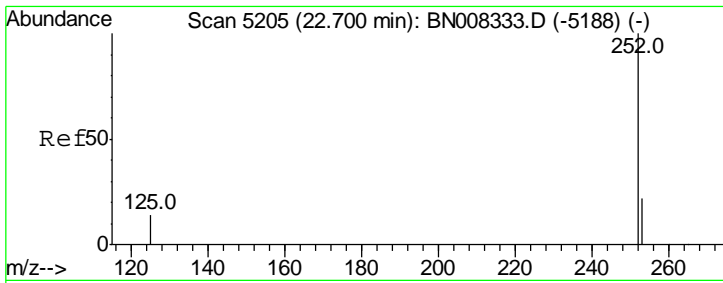
Tgt Ion	Resp	Lower	Upper
228	14175		
229	22.1	16.2	24.2
226	28.3	21.4	32.0



#19
 Chrysene
 Concen: 0.312 ng/ul
 RT: 21.21 min Scan# 4694
 Delta R.T. -0.01 min
 Lab File: BN008362.D
 Acq: 23 Oct 2019 22:43

Tgt Ion	Resp	Lower	Upper
228	14262		
226	30.1	24.1	36.1
229	22.2	16.2	24.2

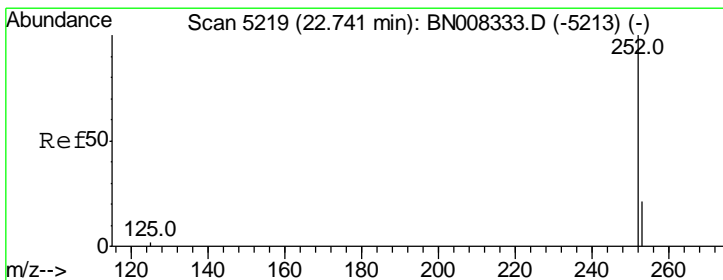
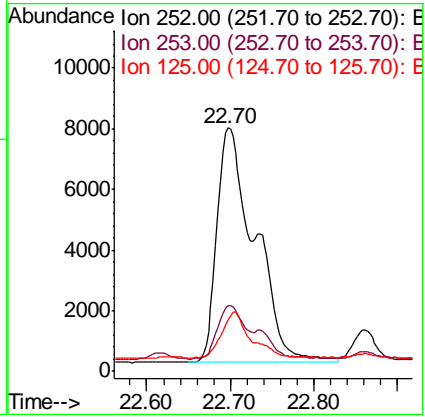
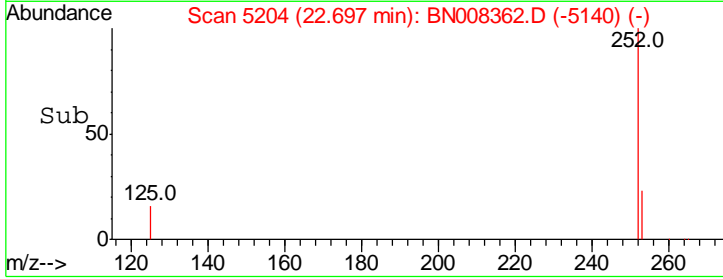
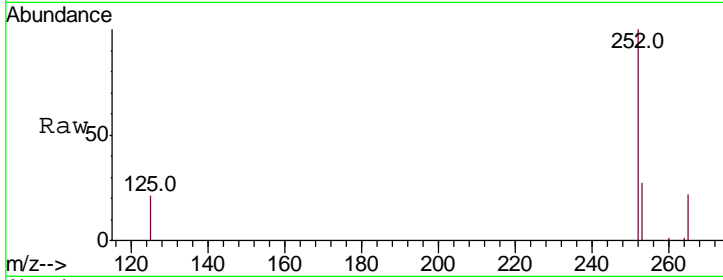




#21
 Benzo(b)fluoranthene
 Concen: 0.941 ng/ul
 RT: 22.70 min Scan# 5204
 Delta R.T. -0.01 min
 Lab File: BN008362.D
 Acq: 23 Oct 2019 22:43

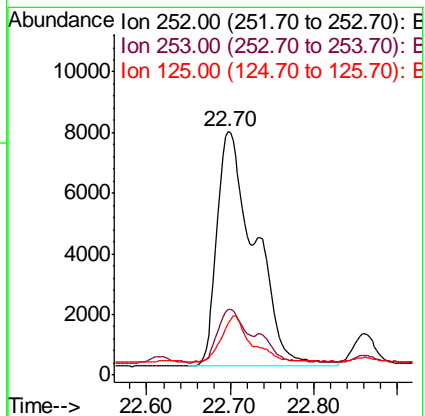
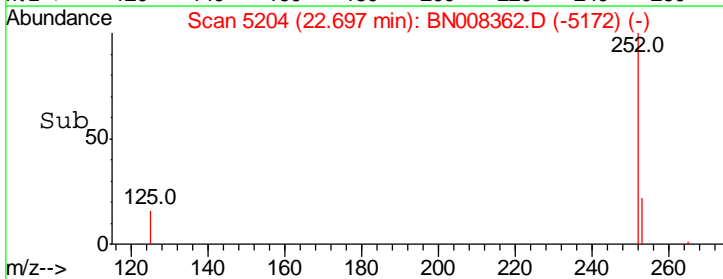
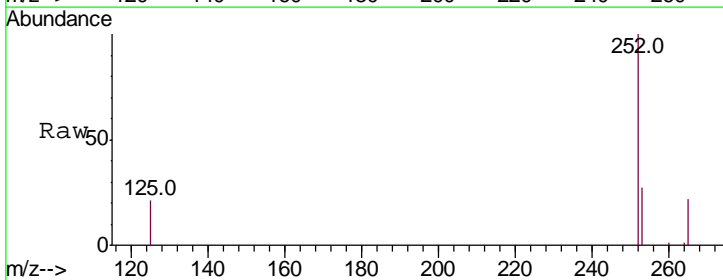
Instrument :
 BNA_N
 ClientSampled :

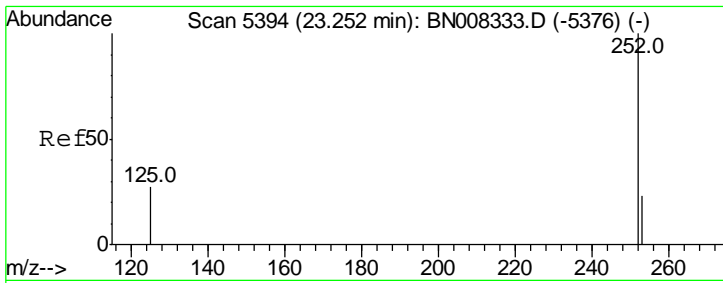
Tgt Ion	Resp	Lower	Upper
252	100		
253	27.1	0.0	53.4
125	21.0	0.0	32.4



#22
 Benzo(k)fluoranthene
 Concen: 0.831 ng/ul
 RT: 22.70 min Scan# 5204
 Delta R.T. -0.06 min
 Lab File: BN008362.D
 Acq: 23 Oct 2019 22:43

Tgt Ion	Resp	Lower	Upper
252	100		
253	27.1	21.3	31.9
125	21.0	12.3	18.5#

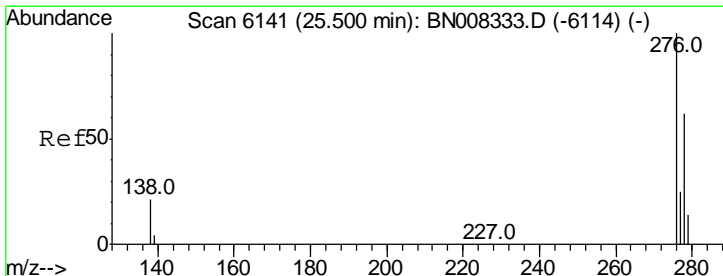
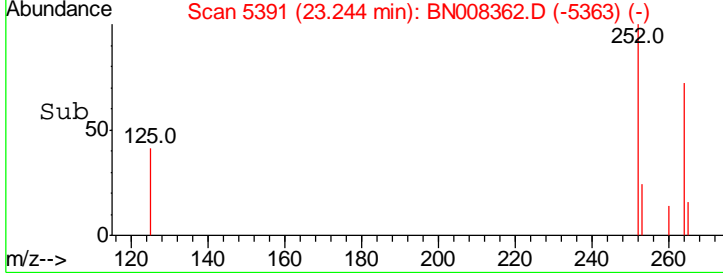
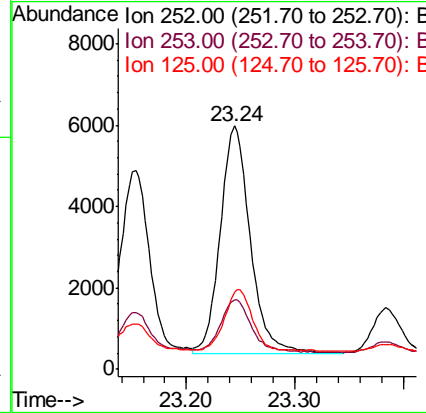
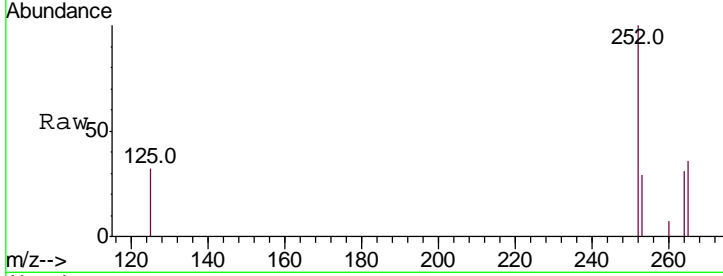




#23
 Benzo(a)pyrene
 Concen: 0.394 ng/ul
 RT: 23.24 min Scan# 5391
 Delta R.T. -0.02 min
 Lab File: BN008362.D
 Acq: 23 Oct 2019 22:43

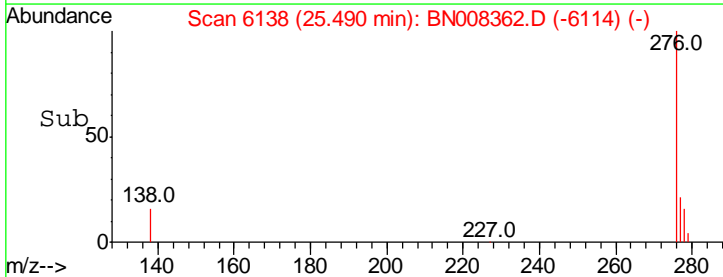
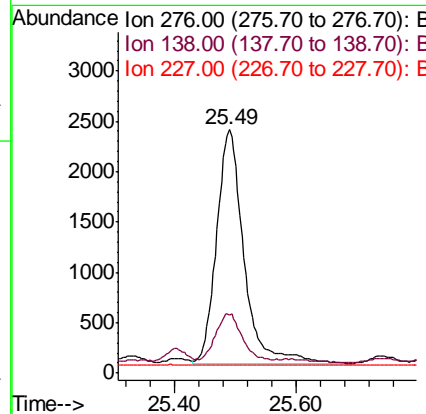
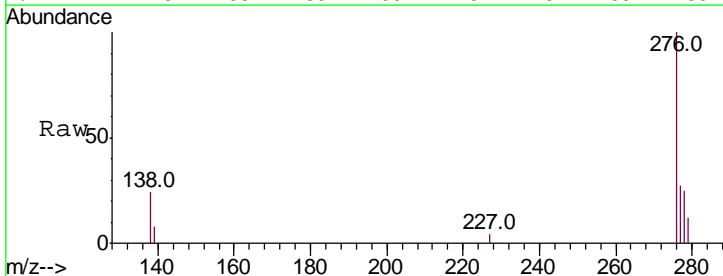
Instrument :
 BNA_N
 ClientSampled :

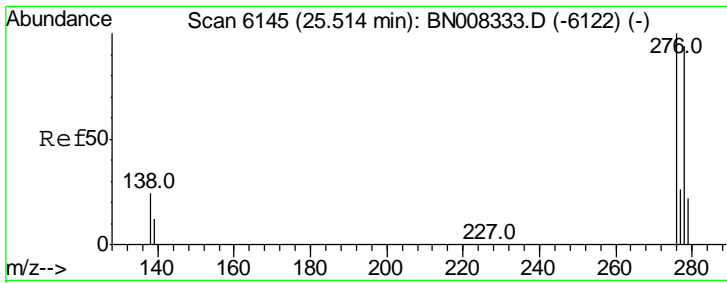
Tgt Ion	Resp	Lower	Upper
252	10814		
253	28.5	22.8	34.2
125	31.5	18.4	27.6#



#24
 Indeno(1,2,3-cd)pyrene
 Concen: 0.221 ng/ul
 RT: 25.49 min Scan# 6138
 Delta R.T. -0.02 min
 Lab File: BN008362.D
 Acq: 23 Oct 2019 22:43

Tgt Ion	Resp	Lower	Upper
276	7156		
138	18.5	16.1	24.1
227	0.1	0.2	0.2#

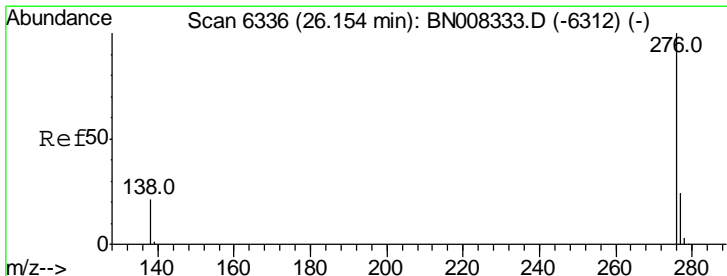
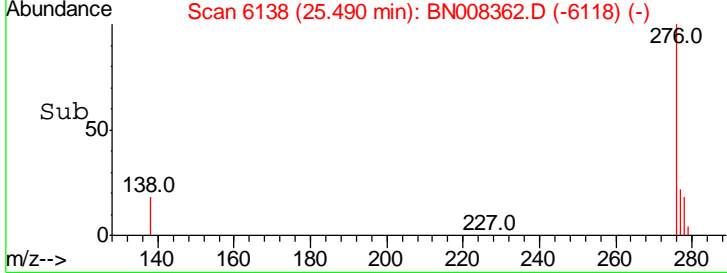
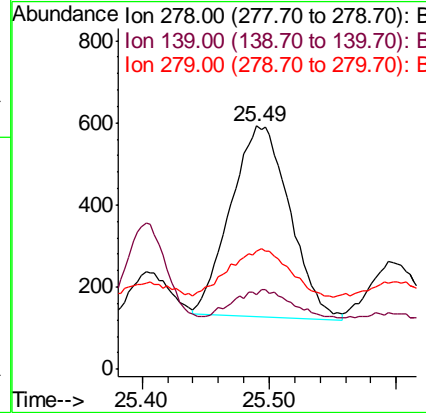
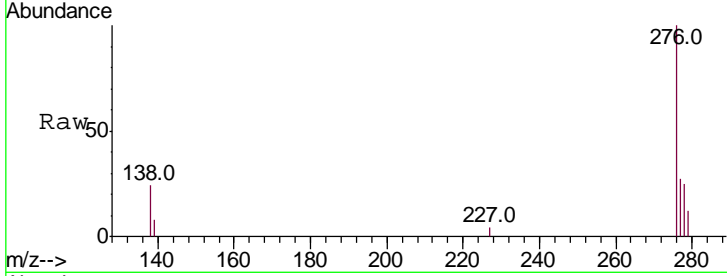




#25
 Dibenzo(a,h)anthracene
 Concen: 0.059 ng/ul
 RT: 25.49 min Scan# 6138
 Delta R.T. -0.03 min
 Lab File: BN008362.D
 Acq: 23 Oct 2019 22:43

Instrument :
 BNA_N
 ClientSampled :

Tgt Ion	Resp	Lower	Upper
278	1497		
278	100		
139	30.7	15.0	22.6#
279	48.7	22.4	33.6#



#26
 Benzo(g,h,i)perylene
 Concen: 0.199 ng/ul
 RT: 26.14 min Scan# 6332
 Delta R.T. -0.03 min
 Lab File: BN008362.D
 Acq: 23 Oct 2019 22:43

Tgt Ion	Resp	Lower	Upper
276	5883		
276	100		
138	26.0	17.0	25.4#
277	27.0	20.4	30.6

