

Data Path : Z:\svoasrv\HPCHEM1\BNA_N\Data\BN113023\
 Data File : BN028912.D
 Acq On : 30 Nov 2023 15:10
 Operator : MA/JU
 Sample : SSTDICCC0.4
 Misc :
 ALS Vial : 4 Sample Multiplier: 1

Instrument :
 BNA_N
 ClientSampleId :
 SSTDICCC0.4

Quant Time: Nov 30 23:56:19 2023
 Quant Method : Z:\svoasrv\HPCHEM1\BNA_N\Methods\8270-SIM-BN113023.M
 Quant Title : ASP BNA STANDARDS FOR 5 POINT CALIBRATION
 QLast Update : Thu Nov 30 23:53:40 2023
 Response via : Initial Calibration

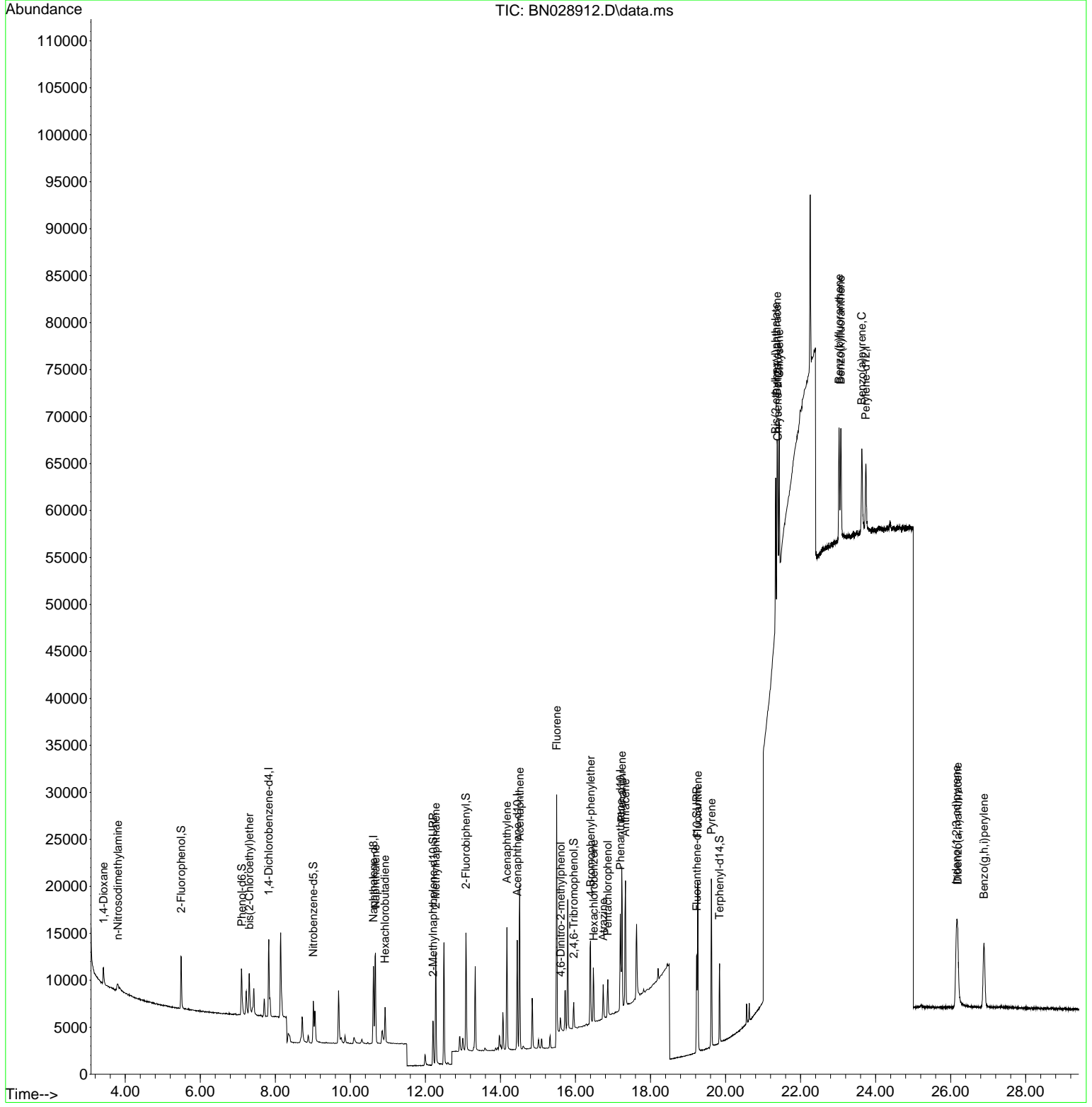
Compound	R.T.	QIon	Response	Conc	Units	Dev(Min)	
Internal Standards							
1) 1,4-Dichlorobenzene-d4	7.825	152	3833	0.400	ng	0.00	
7) Naphthalene-d8	10.616	136	10868	0.400	ng	0.00	
13) Acenaphthene-d10	14.450	164	6400	0.400	ng	0.00	
19) Phenanthrene-d10	17.196	188	13150	0.400	ng	0.00	
29) Chrysene-d12	21.392	240	8538	0.400	ng	0.00	
35) Perylene-d12	23.740	264	10353	0.400	ng	0.00	
System Monitoring Compounds							
4) 2-Fluorophenol	5.493	112	4579	0.394	ng	0.00	
5) Phenol-d6	7.103	99	4906	0.381	ng	0.00	
8) Nitrobenzene-d5	9.014	82	4129	0.382	ng	0.00	
11) 2-Methylnaphthalene-d10	12.204	152	6865	0.394	ng	0.00	
14) 2,4,6-Tribromophenol	15.955	330	1653	0.382	ng	0.00	
15) 2-Fluorobiphenyl	13.081	172	10937	0.396	ng	0.00	
27) Fluoranthene-d10	19.232	212	12568	0.363	ng	0.00	
31) Terphenyl-d14	19.840	244	8823	0.376	ng	0.00	
Target Compounds							
2) 1,4-Dioxane	3.420	88	1483	0.395	ng	100	Qvalue
3) n-Nitrosodimethylamine	3.803	42	1462	0.344	ng	100	#
6) bis(2-Chloroethyl)ether	7.305	93	3979	0.367	ng	100	
9) Naphthalene	10.669	128	13664	0.396	ng	100	
10) Hexachlorobutadiene	10.925	225	2847	0.404	ng	100	#
12) 2-Methylnaphthalene	12.276	142	8591	0.396	ng	100	
16) Acenaphthylene	14.172	152	12896	0.380	ng	100	
17) Acenaphthene	14.514	154	8727	0.388	ng	100	
18) Fluorene	15.497	166	10636	0.373	ng	100	
20) 4,6-Dinitro-2-methylph...	15.607	198	1068	0.370	ng	100	
21) 4-Bromophenyl-phenylether	16.402	248	3558	0.393	ng	100	
22) Hexachlorobenzene	16.489	284	4353	0.392	ng	100	
23) Atrazine	16.737	200	3188	0.402	ng	100	
24) Pentachlorophenol	16.861	266	1962	0.379	ng	100	
25) Phenanthrene	17.233	178	16433	0.378	ng	100	
26) Anthracene	17.333	178	15461	0.385	ng	100	
28) Fluoranthene	19.260	202	16685	0.370	ng	100	
30) Pyrene	19.622	202	16584	0.348	ng	100	
32) Benzo(a)anthracene	21.374	228	13805	0.380	ng	100	
33) Chrysene	21.427	228	13966	0.392	ng	100	
34) Bis(2-ethylhexyl)phtha...	21.338	149	21781	0.384	ng	100	
36) Indeno(1,2,3-cd)pyrene	26.152	276	17942	0.398	ng	100	
37) Benzo(b)fluoranthene	23.026	252	16475	0.389	ng	100	
38) Benzo(k)fluoranthene	23.073	252	16028	0.401	ng	100	
39) Benzo(a)pyrene	23.631	252	14682	0.388	ng	100	
40) Dibenzo(a,h)anthracene	26.190	278	13745	0.394	ng	100	
41) Benzo(g,h,i)perylene	26.888	276	15812	0.403	ng	100	

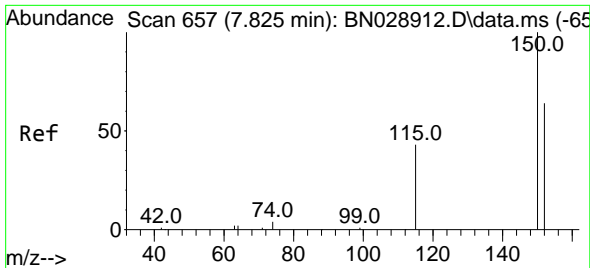
(#) = qualifier out of range (m) = manual integration (+) = signals summed

Data Path : Z:\svoasrv\HPCHEM1\BNA_N\Data\BN113023\
 Data File : BN028912.D
 Acq On : 30 Nov 2023 15:10
 Operator : MA/JU
 Sample : SSTDICCC0.4
 Misc :
 ALS Vial : 4 Sample Multiplier: 1

Instrument :
 BNA_N
ClientSampleId :
 SSTDICCC0.4

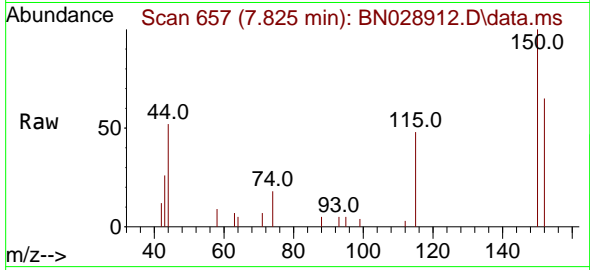
Quant Time: Nov 30 23:56:19 2023
 Quant Method : Z:\svoasrv\HPCHEM1\BNA_N\Methods\8270-SIM-BN113023.M
 Quant Title : ASP BNA STANDARDS FOR 5 POINT CALIBRATION
 QLast Update : Thu Nov 30 23:53:40 2023
 Response via : Initial Calibration



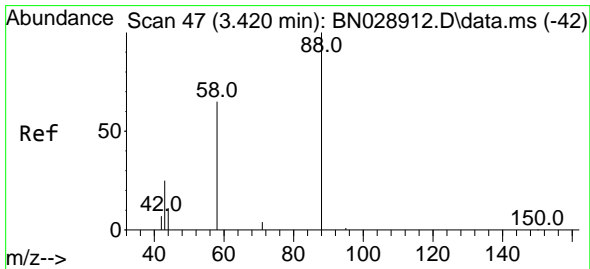
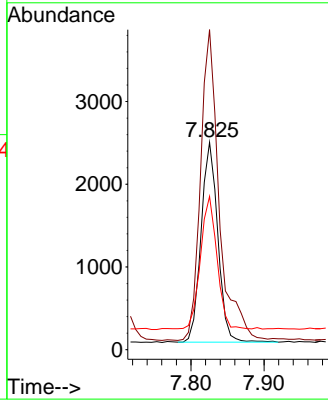
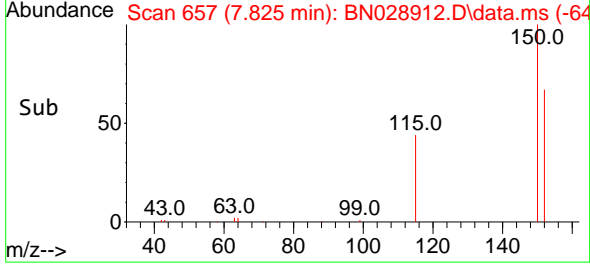


#1
 1,4-Dichlorobenzene-d4
 Concen: 0.400 ng
 RT: 7.825 min Scan# 61
 Delta R.T. 0.000 min
 Lab File: BN028912.D
 Acq: 30 Nov 2023 15:10

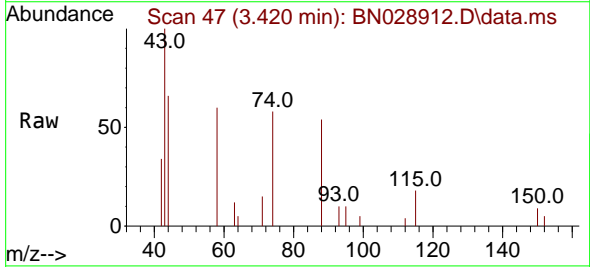
Instrument :
 BNA_N
 ClientSampleId :
 SSTDICC0.4



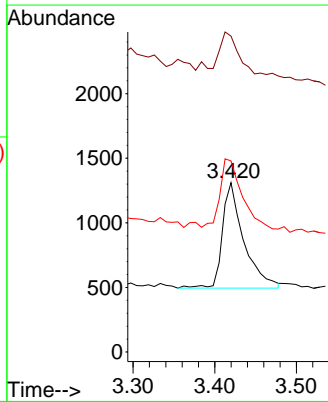
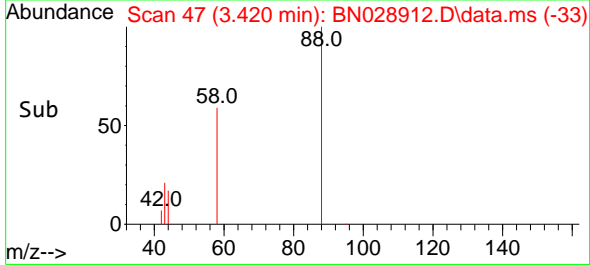
Tgt Ion:152 Resp: 3833
 Ion Ratio Lower Upper
 152 100
 150 154.3 123.4 185.2
 115 73.9 59.1 88.7

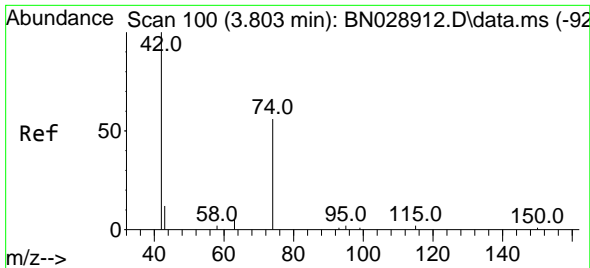


#2
 1,4-Dioxane
 Concen: 0.395 ng
 RT: 3.420 min Scan# 47
 Delta R.T. 0.000 min
 Lab File: BN028912.D
 Acq: 30 Nov 2023 15:10



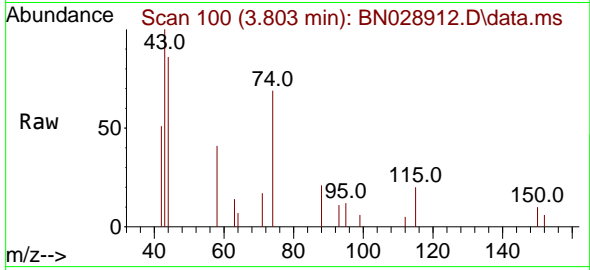
Tgt Ion: 88 Resp: 1483
 Ion Ratio Lower Upper
 88 100
 43 37.4 29.9 44.9
 58 68.7 55.0 82.4





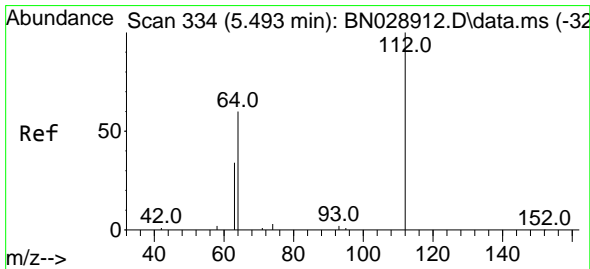
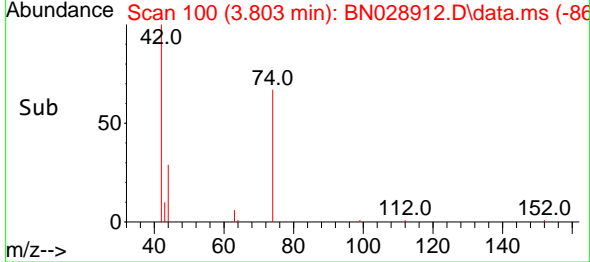
#3
 n-Nitrosodimethylamine
 Concen: 0.344 ng
 RT: 3.803 min Scan# 100
 Delta R.T. -0.000 min
 Lab File: BN028912.D
 Acq: 30 Nov 2023 15:10

Instrument : BNA_N
 ClientSampleId : SSTDICCC0.4



Tgt Ion: 42 Resp: 1462

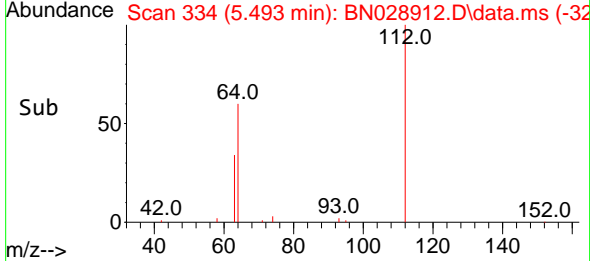
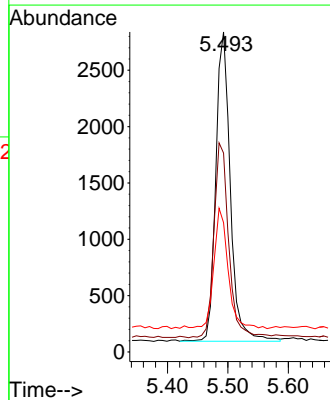
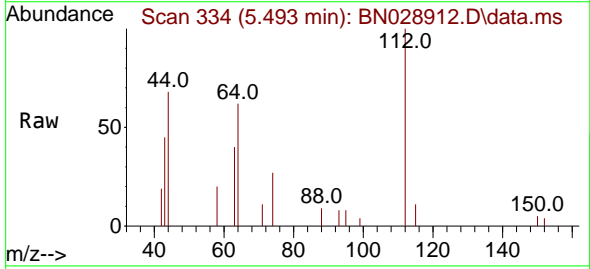
Ion	Ratio	Lower	Upper
42	100		
74	71.3	57.0	85.6
44	0.0	0.0	0.0

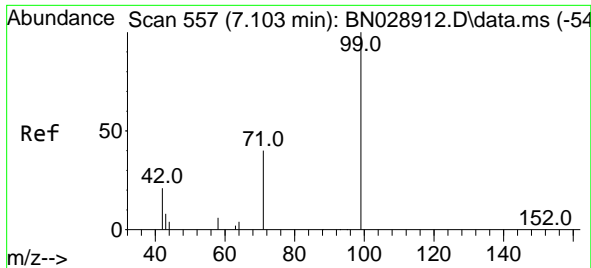


#4
 2-Fluorophenol
 Concen: 0.394 ng
 RT: 5.493 min Scan# 334
 Delta R.T. 0.000 min
 Lab File: BN028912.D
 Acq: 30 Nov 2023 15:10

Tgt Ion: 112 Resp: 4579

Ion	Ratio	Lower	Upper
112	100		
64	64.4	51.5	77.3
63	38.0	30.4	45.6

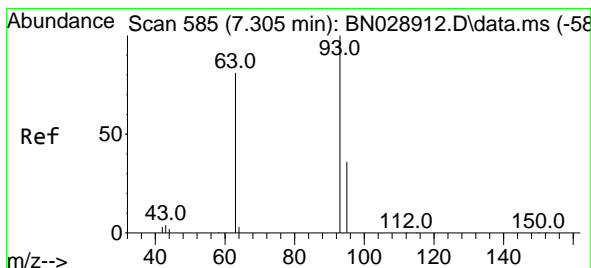
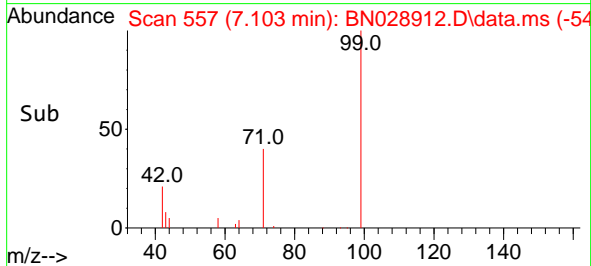
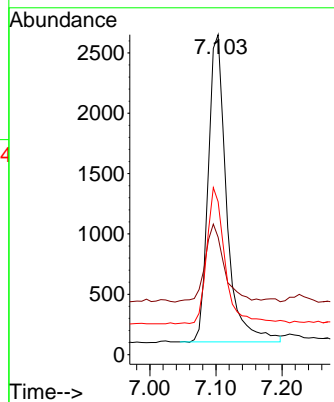
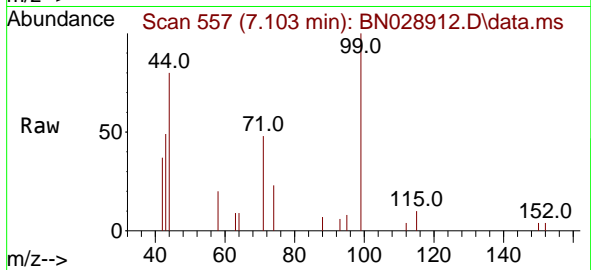




#5
 Phenol-d6
 Concen: 0.381 ng
 RT: 7.103 min Scan# 511
 Delta R.T. 0.000 min
 Lab File: BN028912.D
 Acq: 30 Nov 2023 15:10

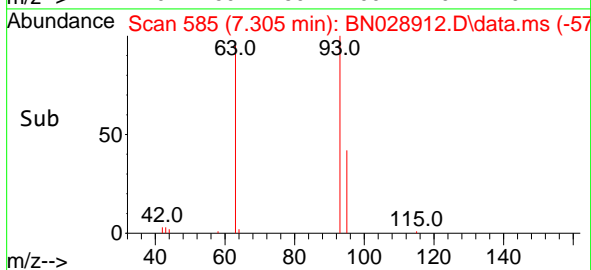
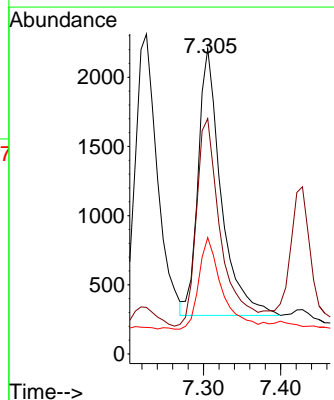
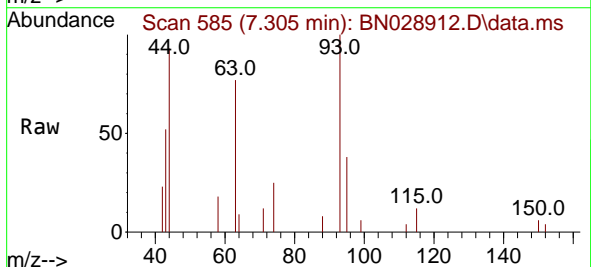
Instrument :
 BNA_N
 ClientSampleId :
 SSTDICCC0.4

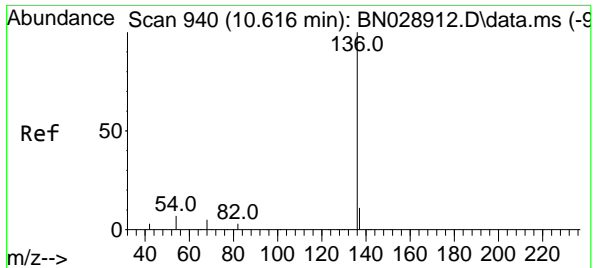
Tgt Ion	Resp	Lower	Upper
99	4906		
99	100		
42	26.5	21.2	31.8
71	44.2	35.4	53.0



#6
 bis(2-Chloroethyl)ether
 Concen: 0.367 ng
 RT: 7.305 min Scan# 585
 Delta R.T. 0.000 min
 Lab File: BN028912.D
 Acq: 30 Nov 2023 15:10

Tgt Ion	Resp	Lower	Upper
93	3979		
93	100		
63	83.6	66.9	100.3
95	35.3	28.2	42.4

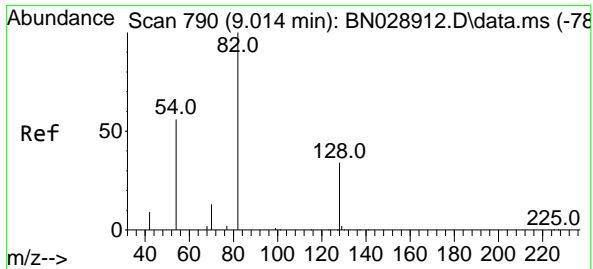
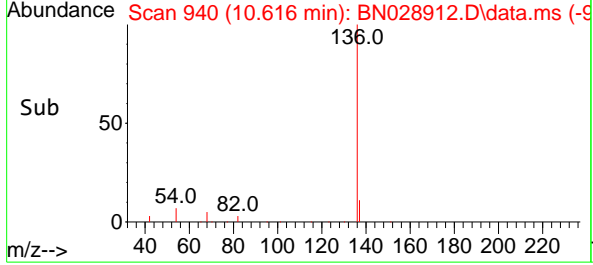
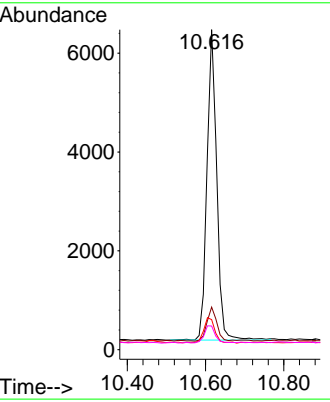
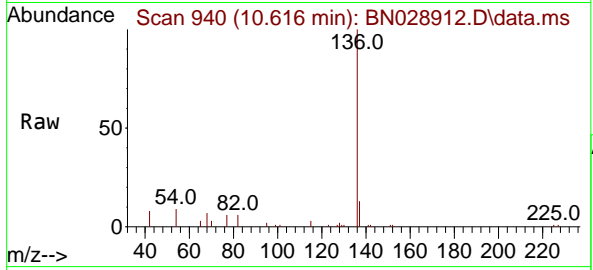




#7
 Naphthalene-d8
 Concen: 0.400 ng
 RT: 10.616 min Scan# 94
 Delta R.T. 0.000 min
 Lab File: BN028912.D
 Acq: 30 Nov 2023 15:10

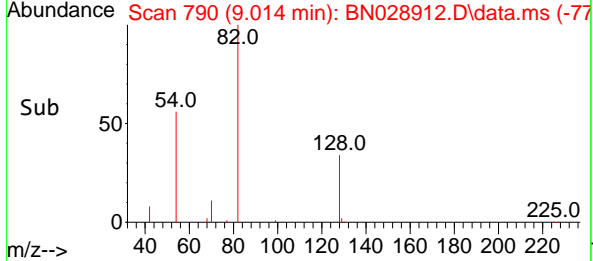
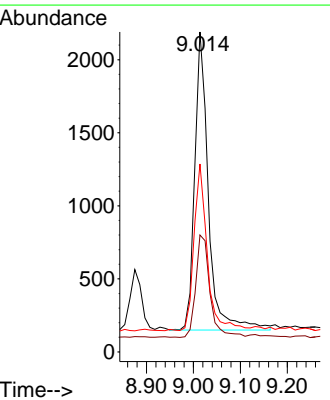
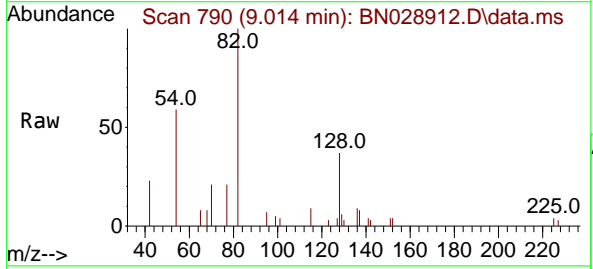
Instrument : BNA_N
 ClientSampleId : SSTDICCC0.4

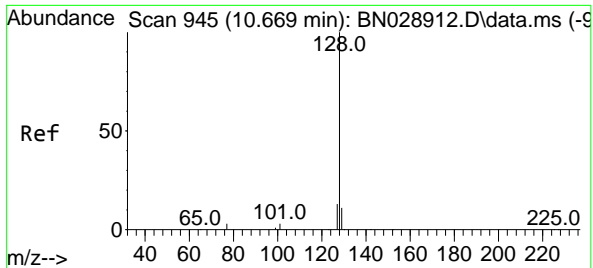
Tgt Ion	Resp	Lower	Upper
136	10868		
137	13.3	10.6	16.0
54	9.4	7.5	11.3
68	7.4	5.9	8.9



#8
 Nitrobenzene-d5
 Concen: 0.382 ng
 RT: 9.014 min Scan# 790
 Delta R.T. 0.000 min
 Lab File: BN028912.D
 Acq: 30 Nov 2023 15:10

Tgt Ion	Resp	Lower	Upper
82	4129		
128	36.5	29.2	43.8
54	58.8	47.0	70.6



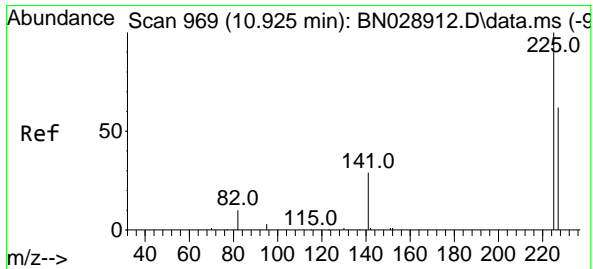
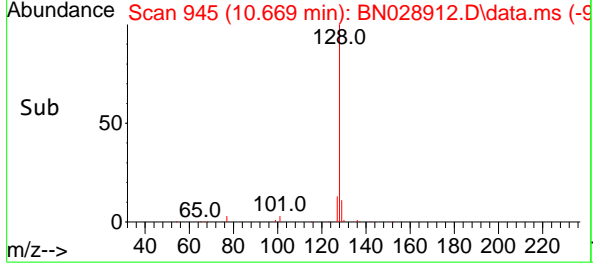
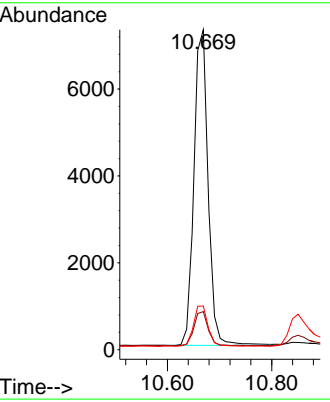
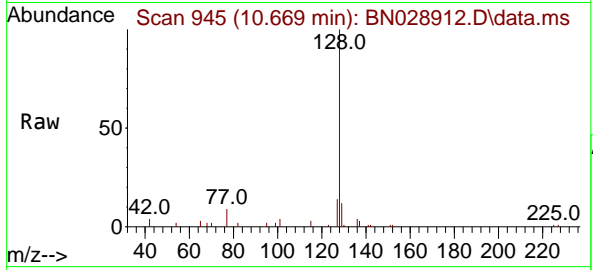


#9
 Naphthalene
 Concen: 0.396 ng
 RT: 10.669 min Scan# 945
 Delta R.T. 0.000 min
 Lab File: BN028912.D
 Acq: 30 Nov 2023 15:10

Instrument : BNA_N
 ClientSampleId : SSTDICCC0.4

Tgt Ion:128 Resp: 13664

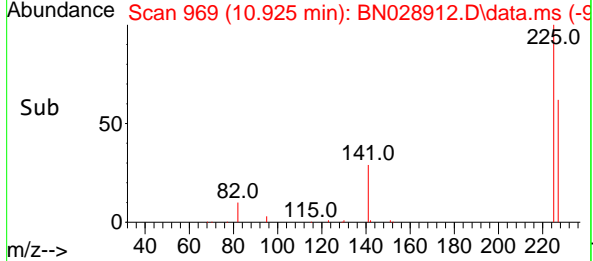
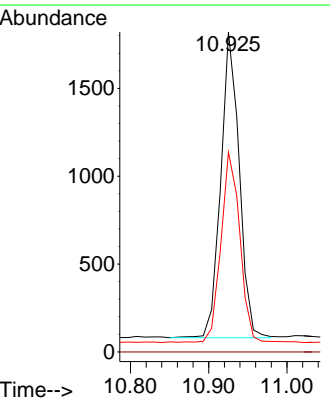
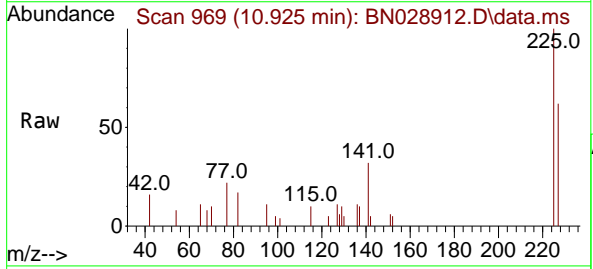
Ion	Ratio	Lower	Upper
128	100		
129	11.9	9.5	14.3
127	13.7	11.0	16.4

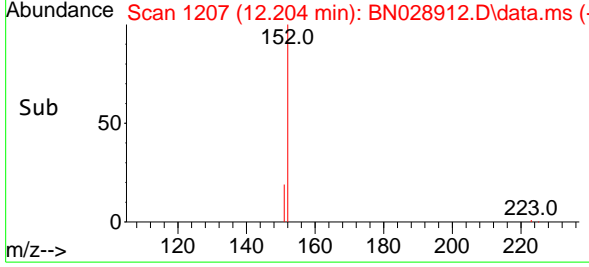
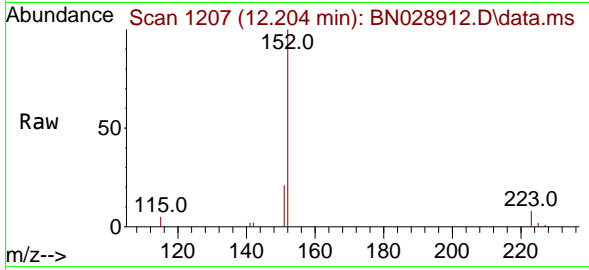
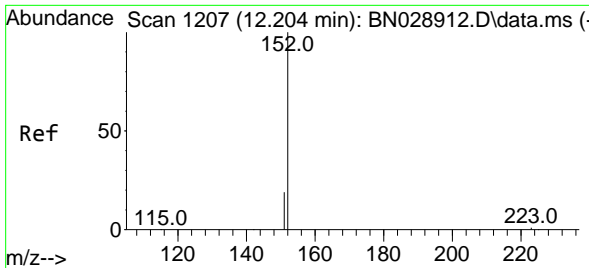


#10
 Hexachlorobutadiene
 Concen: 0.404 ng
 RT: 10.925 min Scan# 969
 Delta R.T. 0.000 min
 Lab File: BN028912.D
 Acq: 30 Nov 2023 15:10

Tgt Ion:225 Resp: 2847

Ion	Ratio	Lower	Upper
225	100		
223	0.0	0.0	0.0
227	63.3	50.6	76.0

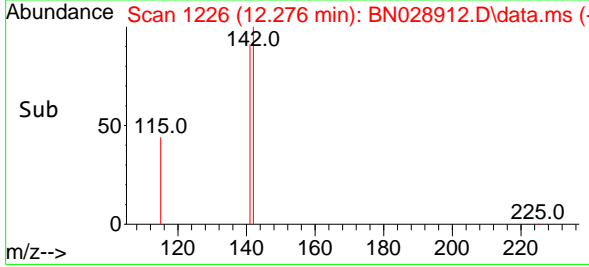
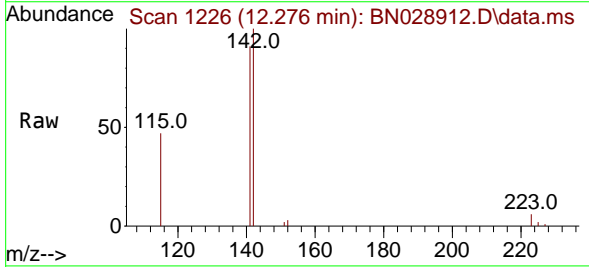
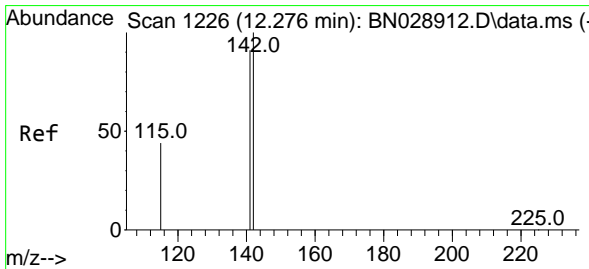
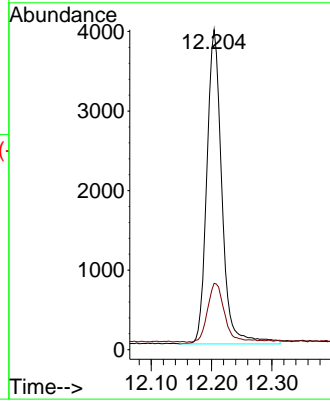




#11
 2-Methylnaphthalene-d10
 Concen: 0.394 ng
 RT: 12.204 min Scan# 11
 Delta R.T. 0.000 min
 Lab File: BN028912.D
 Acq: 30 Nov 2023 15:10

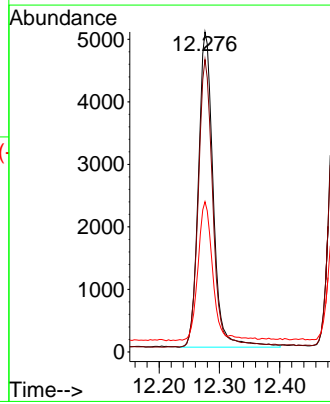
Instrument : BNA_N
 ClientSampleId : SSTDICCC0.4

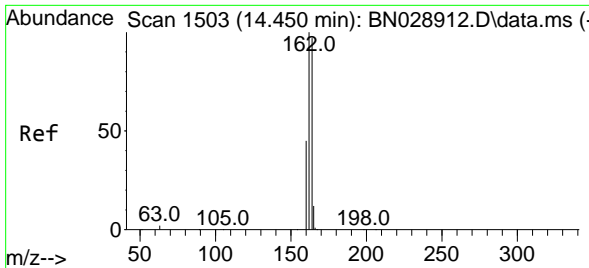
Tgt Ion:152 Resp: 6865
 Ion Ratio Lower Upper
 152 100
 151 20.9 16.7 25.1



#12
 2-Methylnaphthalene
 Concen: 0.396 ng
 RT: 12.276 min Scan# 1226
 Delta R.T. 0.000 min
 Lab File: BN028912.D
 Acq: 30 Nov 2023 15:10

Tgt Ion:142 Resp: 8591
 Ion Ratio Lower Upper
 142 100
 141 91.4 73.1 109.7
 115 47.0 37.6 56.4

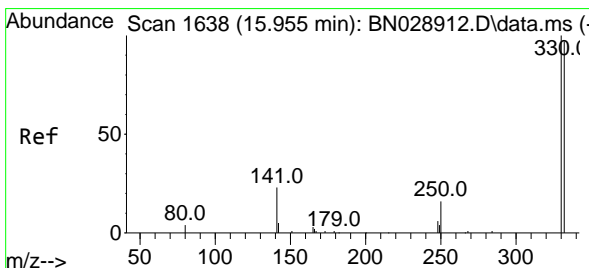
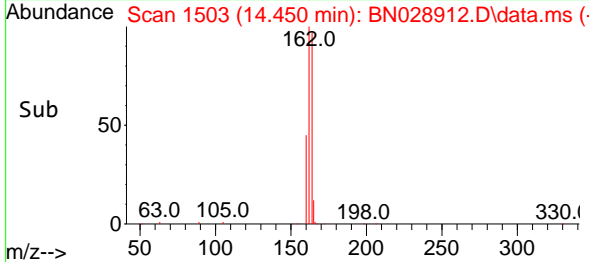
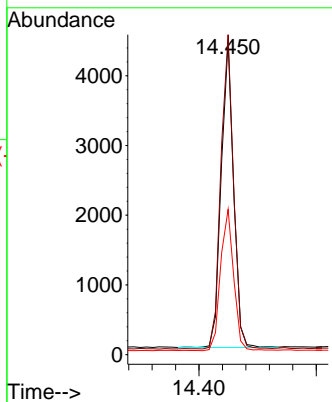
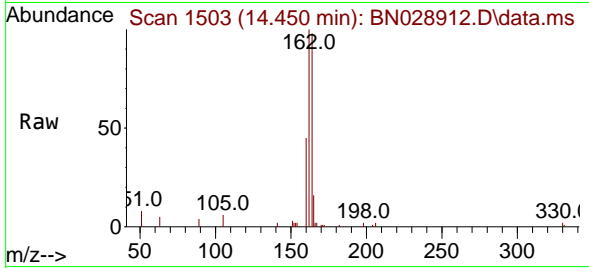




#13
 Acenaphthene-d10
 Concen: 0.400 ng
 RT: 14.450 min Scan# 111
 Delta R.T. 0.000 min
 Lab File: BN028912.D
 Acq: 30 Nov 2023 15:10

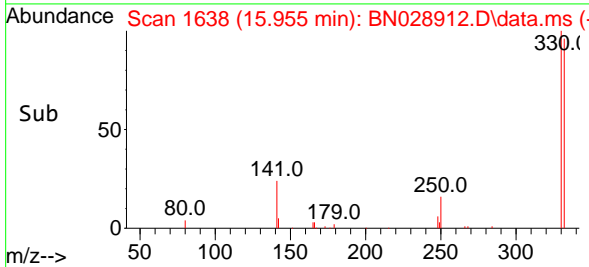
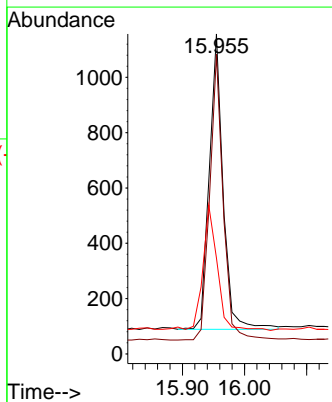
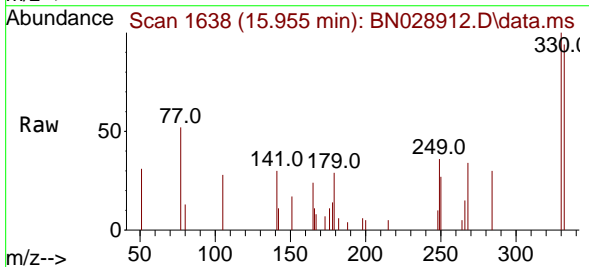
Instrument :
 BNA_N
 ClientSampleId :
 SSTDICCC0.4

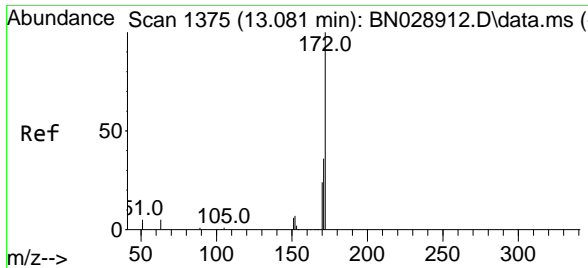
Tgt Ion	Resp	Lower	Upper
164	100		
162	102.1	81.7	122.5
160	46.3	37.0	55.6



#14
 2,4,6-Tribromophenol
 Concen: 0.382 ng
 RT: 15.955 min Scan# 1638
 Delta R.T. 0.000 min
 Lab File: BN028912.D
 Acq: 30 Nov 2023 15:10

Tgt Ion	Resp	Lower	Upper
330	100		
332	94.3	75.4	113.2
141	44.6	35.7	53.5

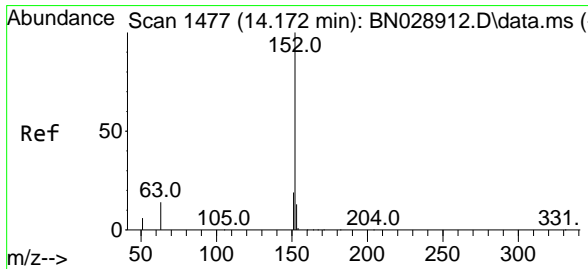
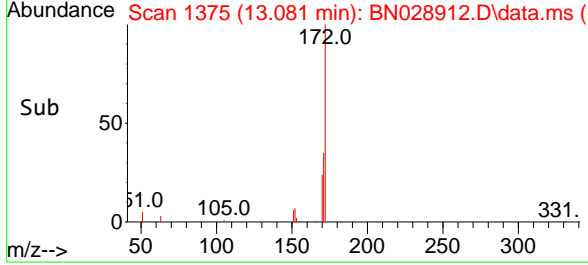
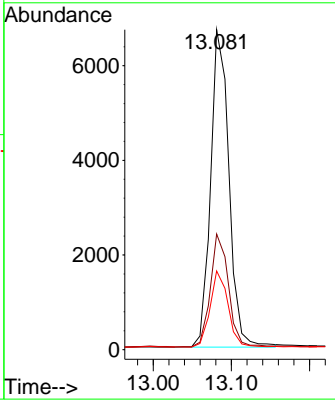
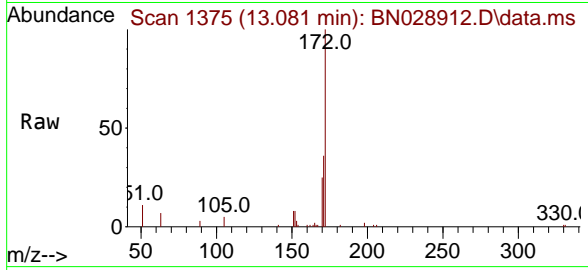




#15
 2-Fluorobiphenyl
 Concen: 0.396 ng
 RT: 13.081 min Scan# 11
 Delta R.T. 0.000 min
 Lab File: BN028912.D
 Acq: 30 Nov 2023 15:10

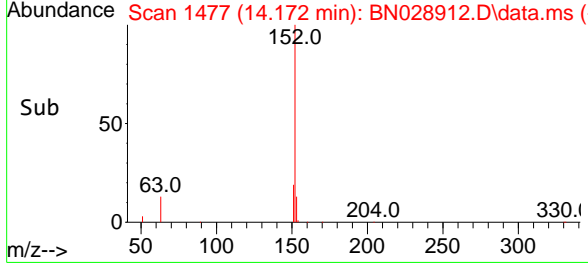
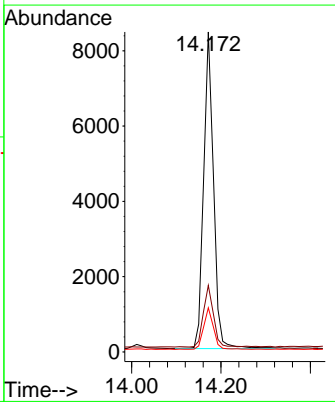
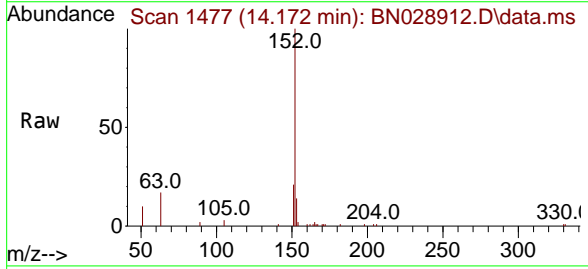
Instrument : BNA_N
 ClientSampleId : SSTDICCC0.4

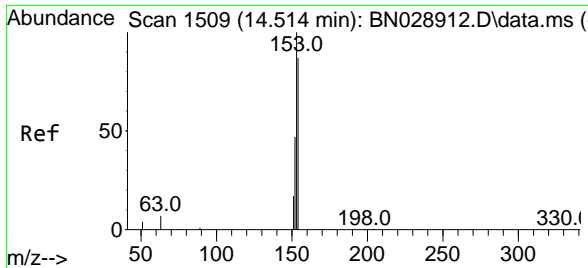
Tgt Ion	Resp	Lower	Upper
172	10937		
171	36.2	29.0	43.4
170	24.6	19.7	29.5



#16
 Acenaphthylene
 Concen: 0.380 ng
 RT: 14.172 min Scan# 1477
 Delta R.T. 0.000 min
 Lab File: BN028912.D
 Acq: 30 Nov 2023 15:10

Tgt Ion	Resp	Lower	Upper
152	12896		
151	19.9	15.9	23.9
153	13.5	10.8	16.2

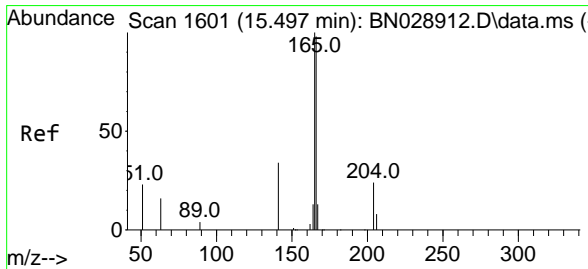
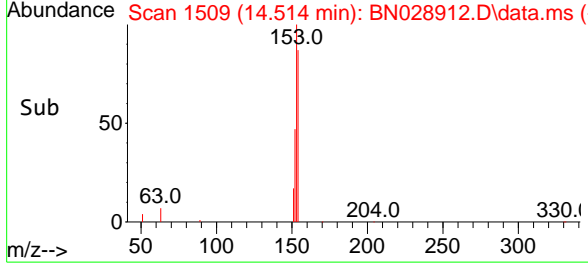
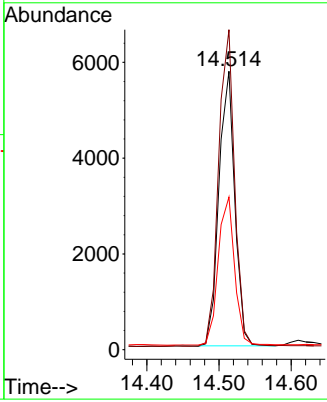
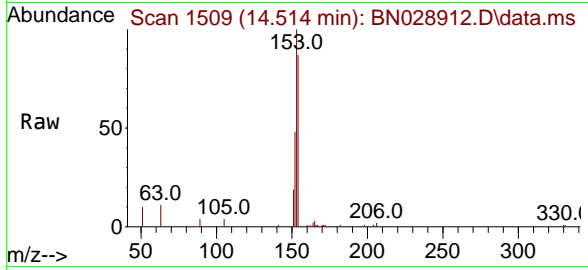




#17
 Acenaphthene
 Concen: 0.388 ng
 RT: 14.514 min Scan# 11
 Delta R.T. 0.000 min
 Lab File: BN028912.D
 Acq: 30 Nov 2023 15:10

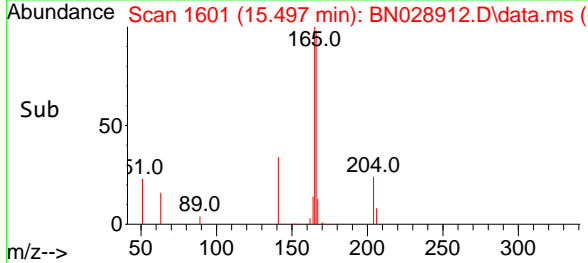
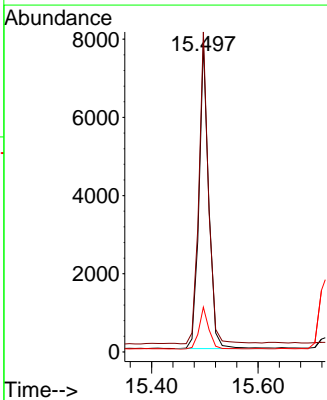
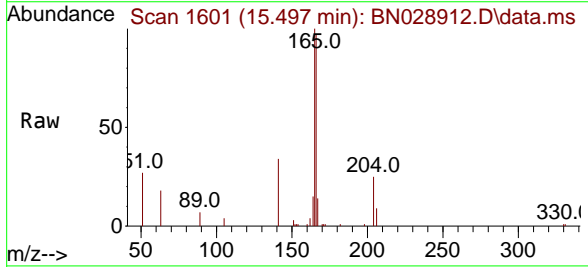
Instrument : BNA_N
 ClientSampleId : SSTDICCC0.4

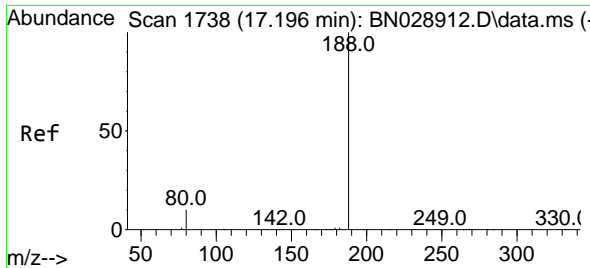
Tgt Ion	Resp	Lower	Upper
154	8727		
153	117.2	93.8	140.6
152	55.6	44.5	66.7



#18
 Fluorene
 Concen: 0.373 ng
 RT: 15.497 min Scan# 1601
 Delta R.T. 0.000 min
 Lab File: BN028912.D
 Acq: 30 Nov 2023 15:10

Tgt Ion	Resp	Lower	Upper
166	10636		
165	99.3	79.4	119.2
167	13.7	11.0	16.4

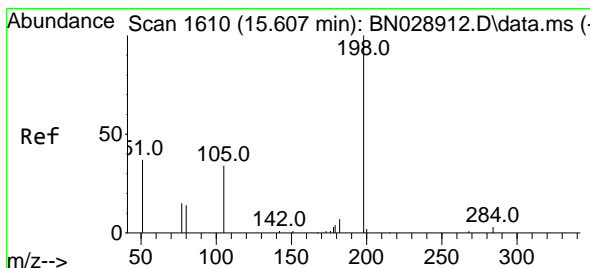
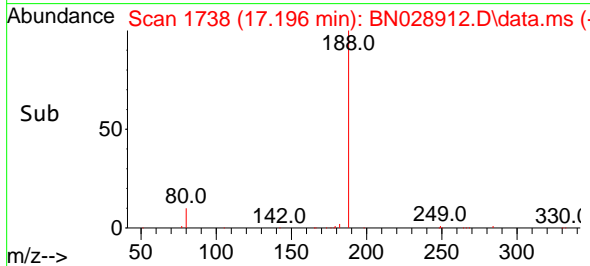
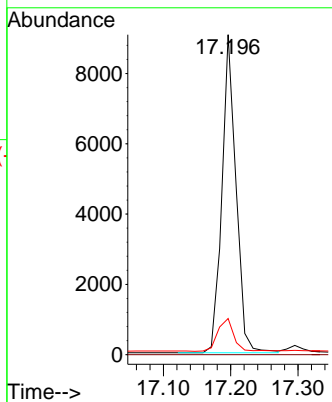
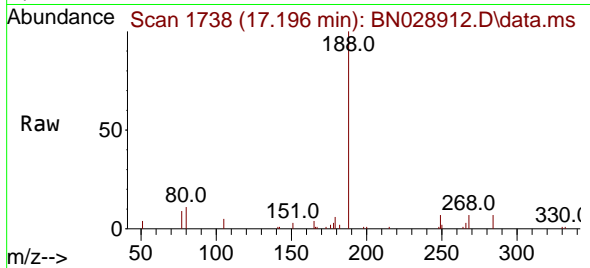




#19
 Phenanthrene-d10
 Concen: 0.400 ng
 RT: 17.196 min Scan# 11
 Delta R.T. 0.000 min
 Lab File: BN028912.D
 Acq: 30 Nov 2023 15:10

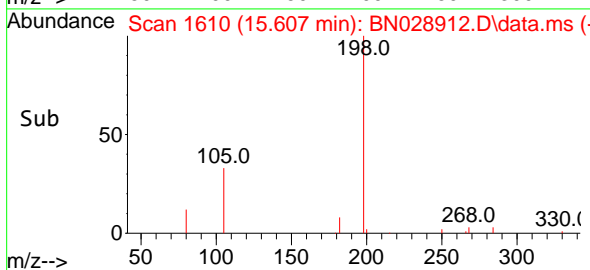
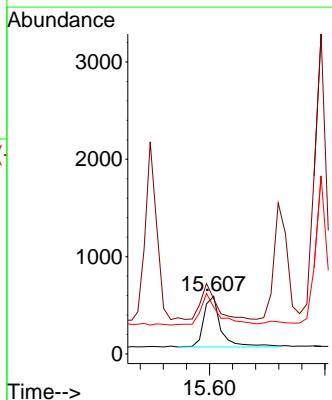
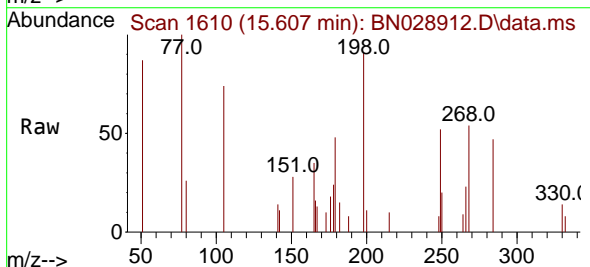
Instrument :
 BNA_N
 ClientSampleId :
 SSTDICCC0.4

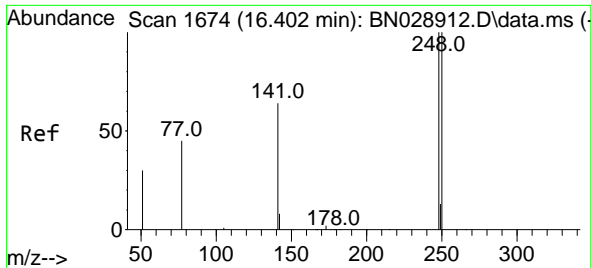
Tgt Ion	Resp	Lower	Upper
188	13150		
94	0.0	0.0	0.0
80	11.3	9.0	13.6



#20
 4,6-Dinitro-2-methylphenol
 Concen: 0.370 ng
 RT: 15.607 min Scan# 1610
 Delta R.T. 0.000 min
 Lab File: BN028912.D
 Acq: 30 Nov 2023 15:10

Tgt Ion	Resp	Lower	Upper
198	1068		
51	95.3	76.2	114.4
105	81.1	64.9	97.3

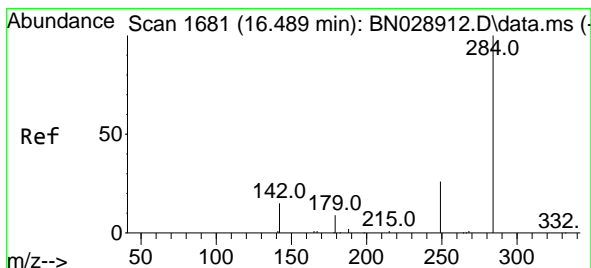
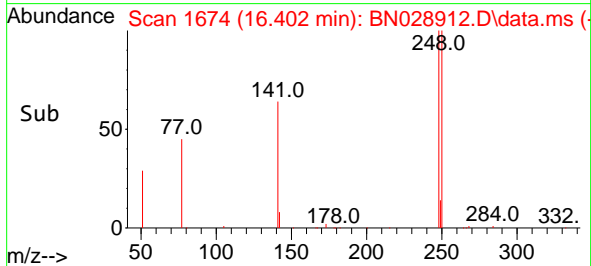
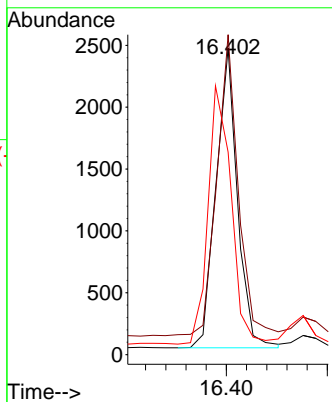
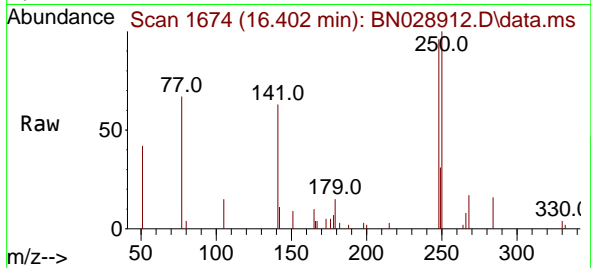




#21
 4-Bromophenyl-phenylether
 Concen: 0.393 ng
 RT: 16.402 min Scan# 1674
 Delta R.T. 0.000 min
 Lab File: BN028912.D
 Acq: 30 Nov 2023 15:10

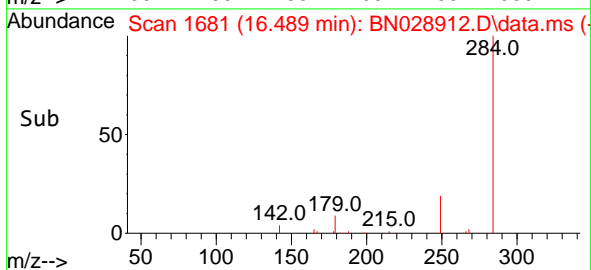
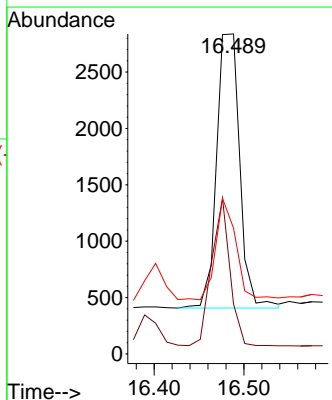
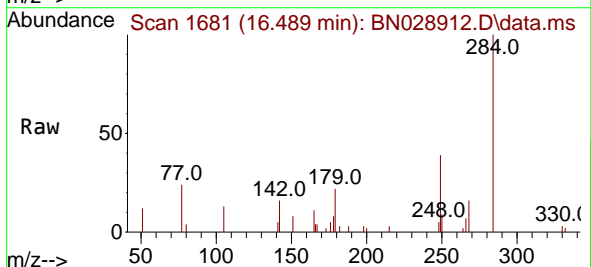
Instrument :
 BNA_N
 ClientSampleId :
 SSTDICC0.4

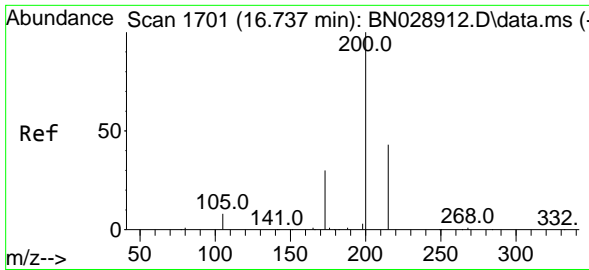
Tgt Ion	Resp	Lower	Upper
248	100		
250	104.4	83.5	125.3
141	66.1	52.9	79.3



#22
 Hexachlorobenzene
 Concen: 0.392 ng
 RT: 16.489 min Scan# 1681
 Delta R.T. 0.000 min
 Lab File: BN028912.D
 Acq: 30 Nov 2023 15:10

Tgt Ion	Resp	Lower	Upper
284	100		
142	42.6	34.1	51.1
249	32.1	25.7	38.5



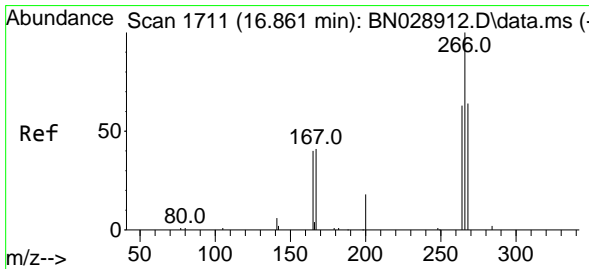
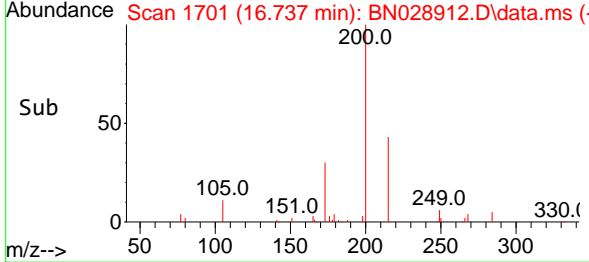
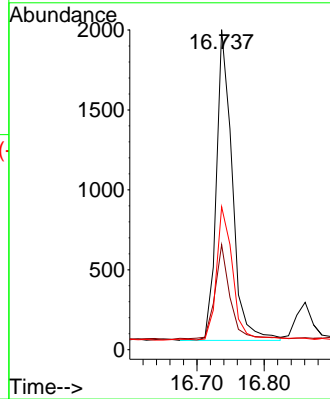
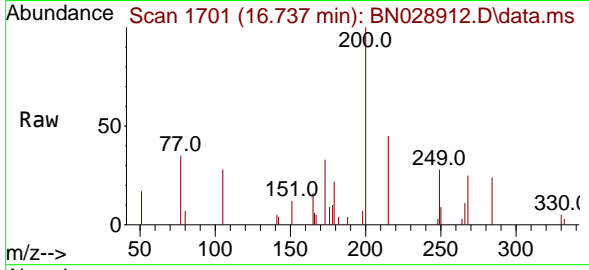


#23
 Atrazine
 Concen: 0.402 ng
 RT: 16.737 min Scan# 1701
 Delta R.T. 0.000 min
 Lab File: BN028912.D
 Acq: 30 Nov 2023 15:10

Instrument :
 BNA_N
 ClientSampleId :
 SSTDICCC0.4

Tgt Ion:200 Resp: 3188

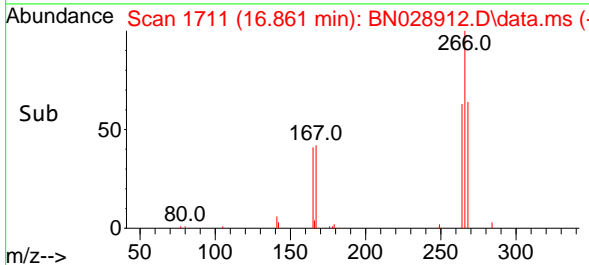
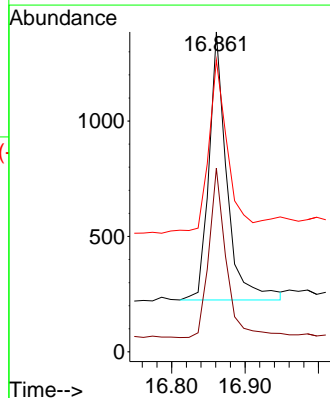
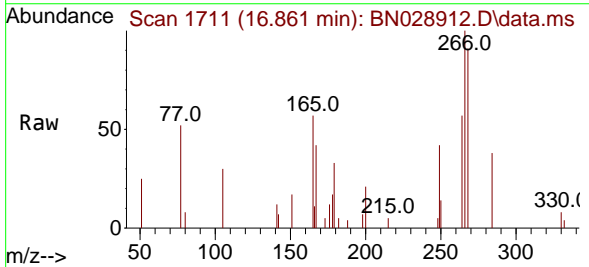
Ion	Ratio	Lower	Upper
200	100		
173	32.8	26.2	39.4
215	44.7	35.8	53.6

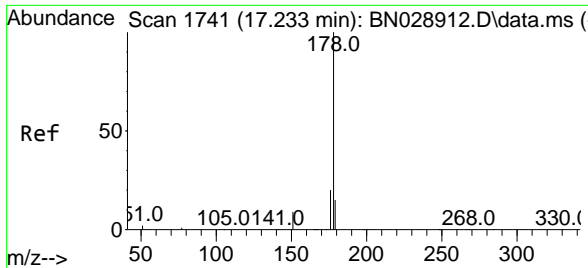


#24
 Pentachlorophenol
 Concen: 0.379 ng
 RT: 16.861 min Scan# 1711
 Delta R.T. 0.000 min
 Lab File: BN028912.D
 Acq: 30 Nov 2023 15:10

Tgt Ion:266 Resp: 1962

Ion	Ratio	Lower	Upper
266	100		
264	63.4	50.7	76.1
268	68.6	54.9	82.3

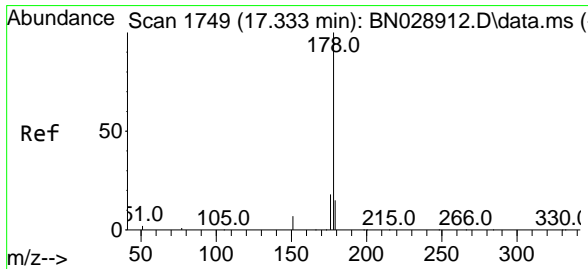
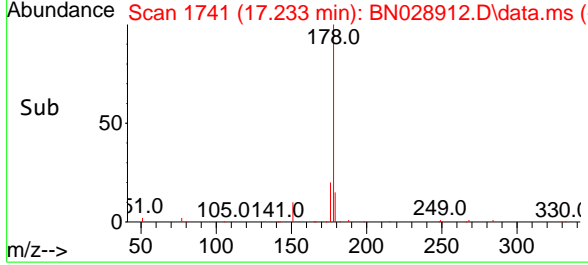
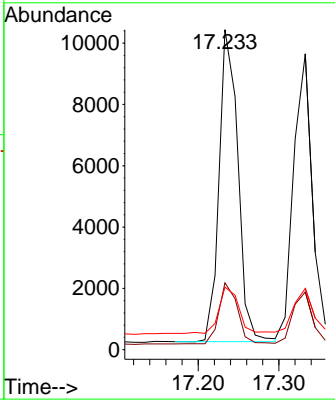
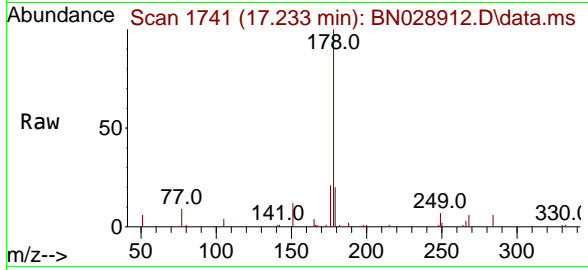




#25
 Phenanthrene
 Concen: 0.378 ng
 RT: 17.233 min Scan# 1741
 Delta R.T. 0.000 min
 Lab File: BN028912.D
 Acq: 30 Nov 2023 15:10

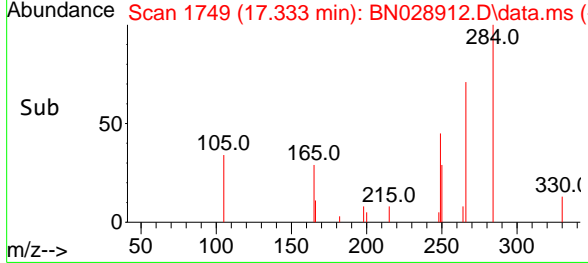
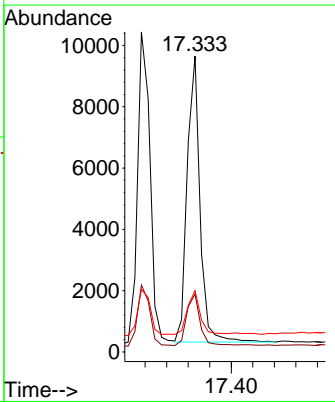
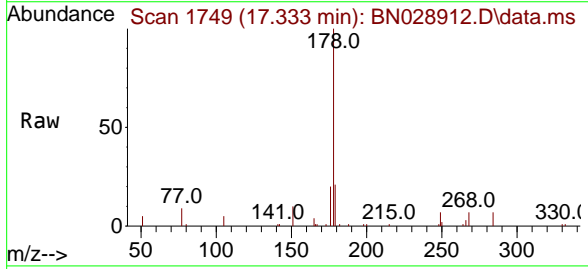
Instrument : BNA_N
 ClientSampleId : SSTDICCC0.4

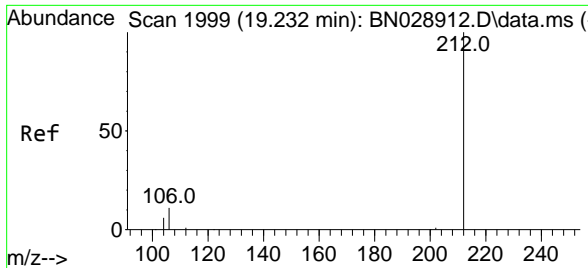
Tgt Ion	Resp	Lower	Upper
178	16433		
176	20.5	16.4	24.6
179	17.6	14.1	21.1



#26
 Anthracene
 Concen: 0.385 ng
 RT: 17.333 min Scan# 1749
 Delta R.T. 0.000 min
 Lab File: BN028912.D
 Acq: 30 Nov 2023 15:10

Tgt Ion	Resp	Lower	Upper
178	15461		
176	19.0	15.2	22.8
179	15.2	12.2	18.2



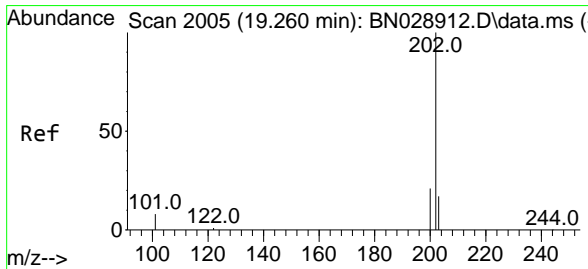
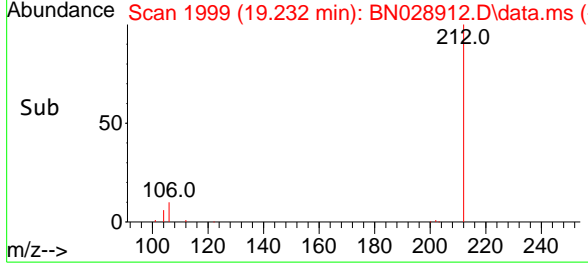
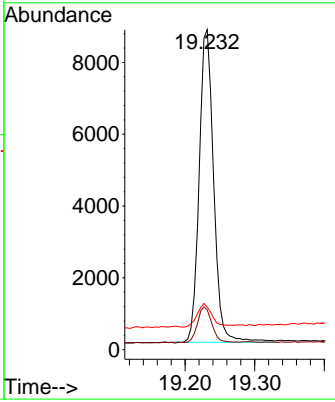
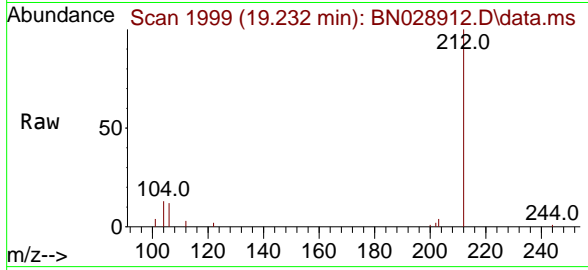


#27
 Fluoranthene-d10
 Concen: 0.363 ng
 RT: 19.232 min Scan# 1999
 Delta R.T. 0.000 min
 Lab File: BN028912.D
 Acq: 30 Nov 2023 15:10

Instrument : BNA_N
 ClientSampleId : SSTDICCC0.4

Tgt Ion:212 Resp: 12568

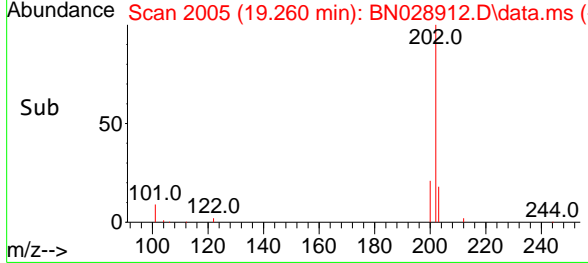
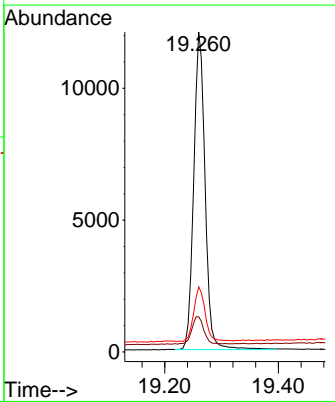
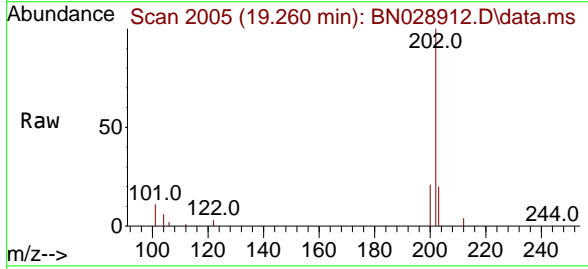
Ion	Ratio	Lower	Upper
212	100		
106	11.8	9.4	14.2
104	7.7	6.2	9.2

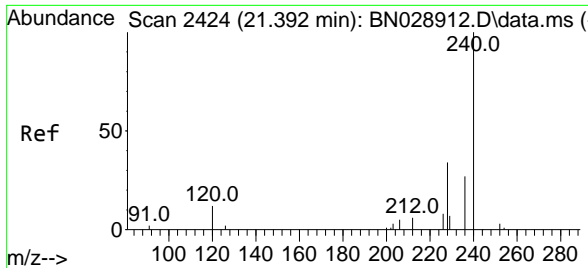


#28
 Fluoranthene
 Concen: 0.370 ng
 RT: 19.260 min Scan# 2005
 Delta R.T. 0.000 min
 Lab File: BN028912.D
 Acq: 30 Nov 2023 15:10

Tgt Ion:202 Resp: 16685

Ion	Ratio	Lower	Upper
202	100		
101	9.1	7.3	10.9
203	17.6	14.1	21.1



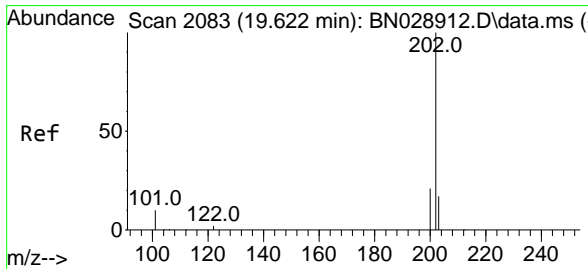
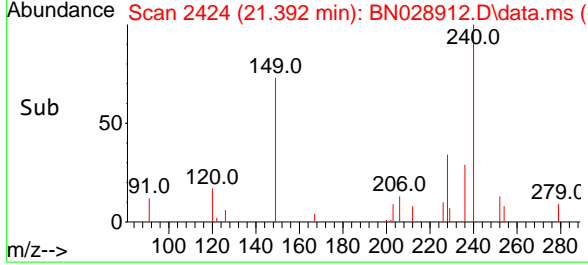
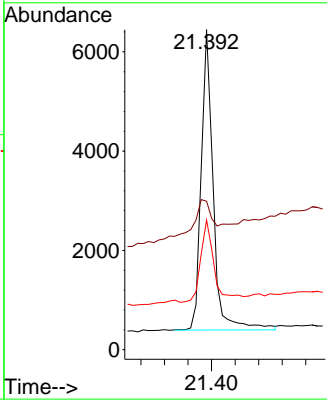
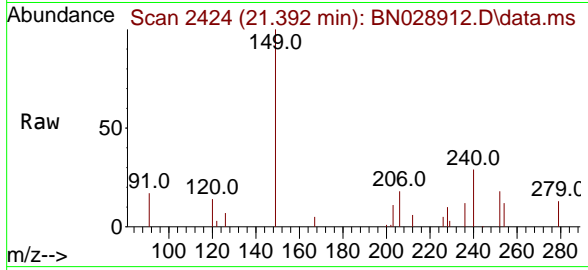


#29
 Chrysene-d12
 Concen: 0.400 ng
 RT: 21.392 min Scan# 2424
 Delta R.T. 0.000 min
 Lab File: BN028912.D
 Acq: 30 Nov 2023 15:10

Instrument : BNA_N
 ClientSampleId : BN028912.D
 SSTDICCC0.4

Tgt Ion:240 Resp: 8538

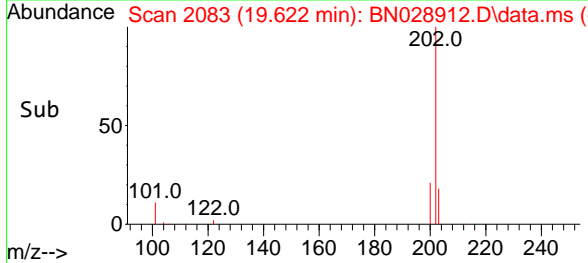
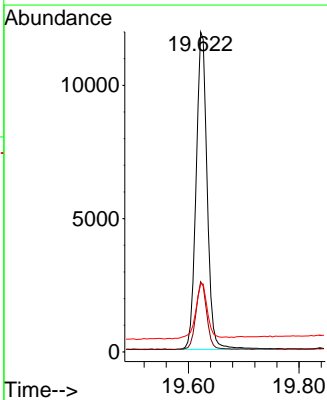
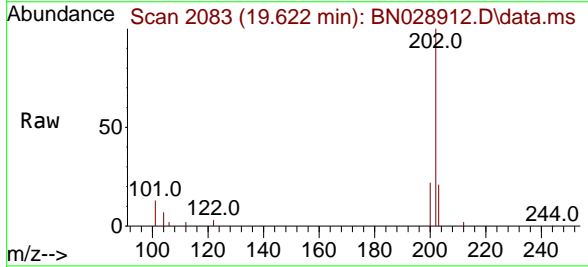
Ion	Ratio	Lower	Upper
240	100		
120	46.4	37.1	55.7
236	40.5	32.4	48.6

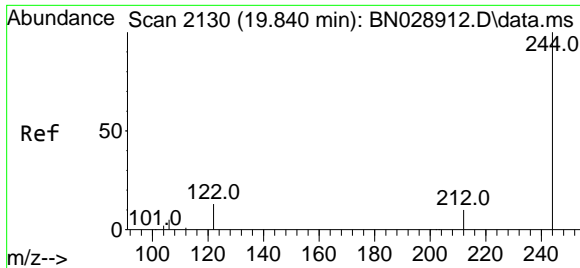


#30
 Pyrene
 Concen: 0.348 ng
 RT: 19.622 min Scan# 2083
 Delta R.T. 0.000 min
 Lab File: BN028912.D
 Acq: 30 Nov 2023 15:10

Tgt Ion:202 Resp: 16584

Ion	Ratio	Lower	Upper
202	100		
200	21.1	16.9	25.3
203	18.5	14.8	22.2

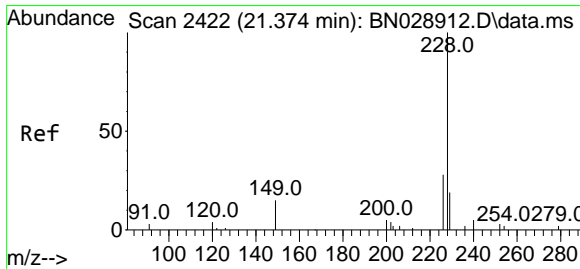
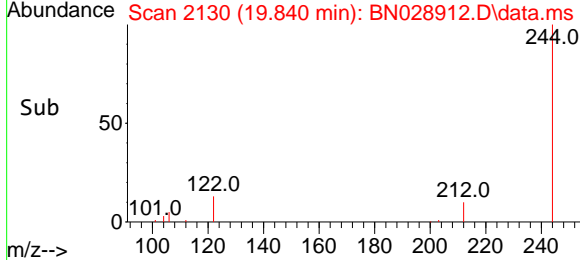
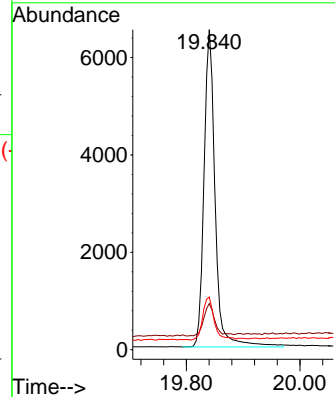
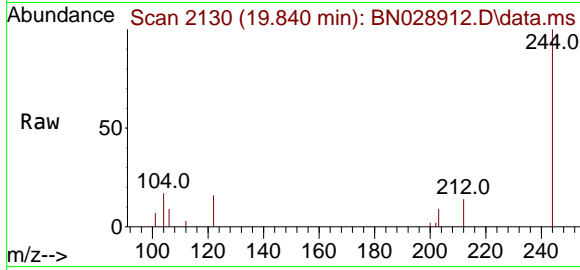




#31
 Terphenyl-d14
 Concen: 0.376 ng
 RT: 19.840 min Scan# 21
 Delta R.T. 0.000 min
 Lab File: BN028912.D
 Acq: 30 Nov 2023 15:10

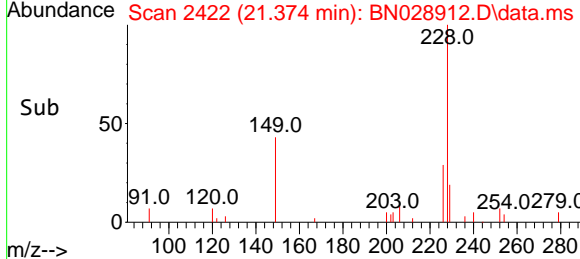
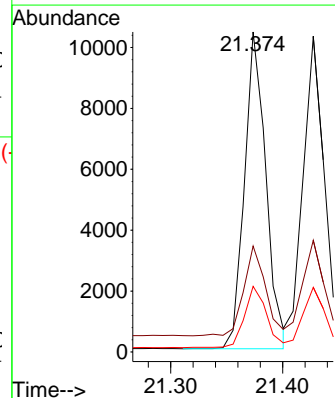
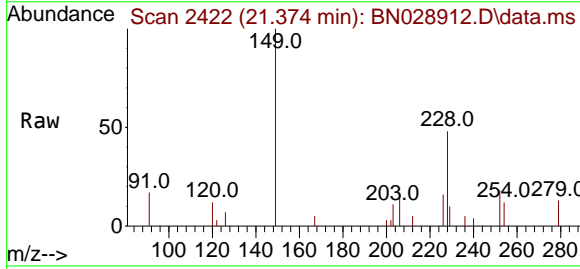
Instrument : BNA_N
 ClientSampleId : SSTDICCC0.4

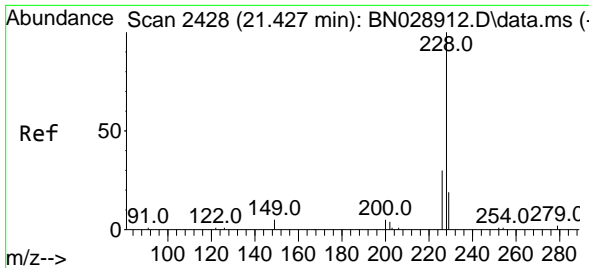
Tgt Ion	Resp	Lower	Upper
244	100		
212	14.4	11.5	17.3
122	16.5	13.2	19.8



#32
 Benzo(a)anthracene
 Concen: 0.380 ng
 RT: 21.374 min Scan# 2422
 Delta R.T. 0.000 min
 Lab File: BN028912.D
 Acq: 30 Nov 2023 15:10

Tgt Ion	Resp	Lower	Upper
228	100		
226	33.1	26.5	39.7
229	20.5	16.4	24.6

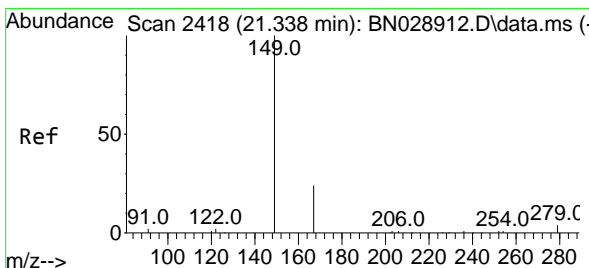
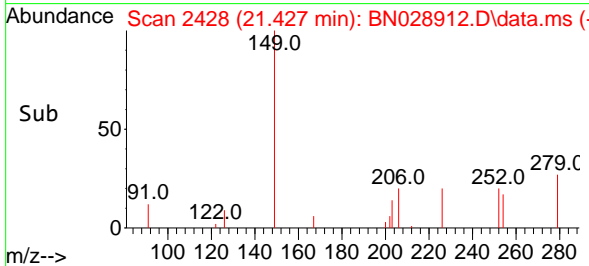
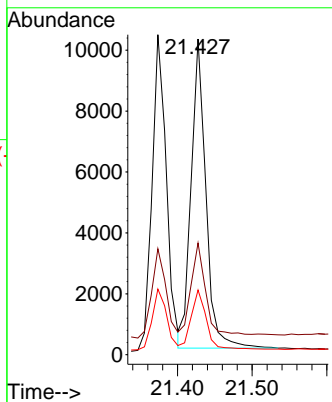
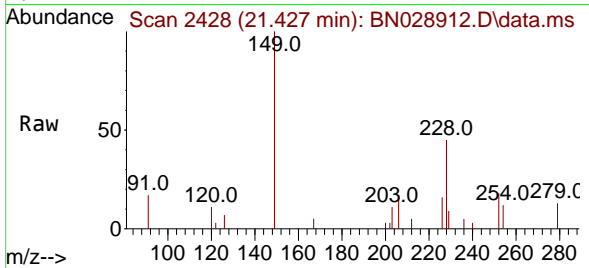




#33
 Chrysene
 Concen: 0.392 ng
 RT: 21.427 min Scan# 2428
 Delta R.T. 0.000 min
 Lab File: BN028912.D
 Acq: 30 Nov 2023 15:10

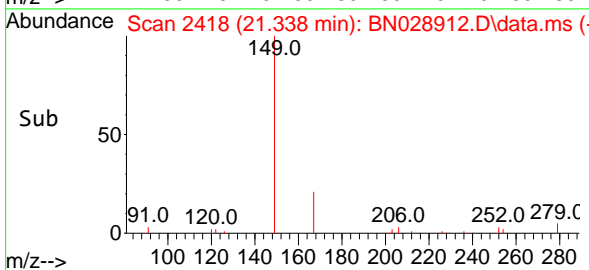
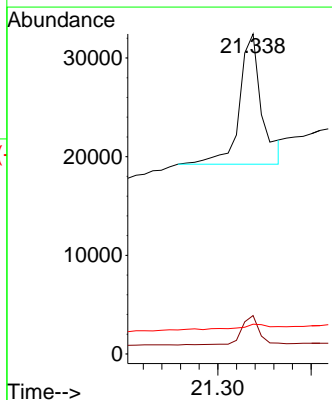
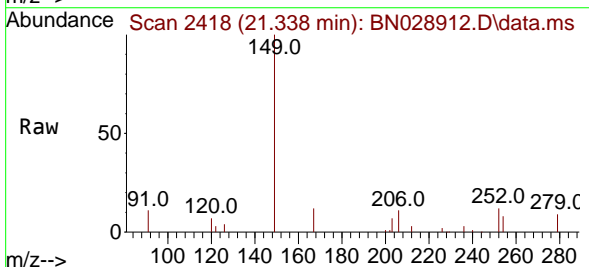
Instrument : BNA_N
 ClientSampleId : SSTDICCC0.4

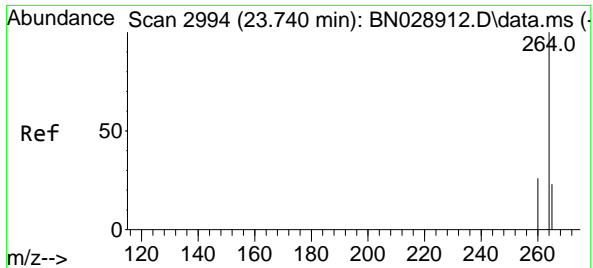
Tgt Ion	Resp	Lower	Upper
228	13966		
226	35.4	28.3	42.5
229	20.5	16.4	24.6



#34
 Bis(2-ethylhexyl)phthalate
 Concen: 0.384 ng
 RT: 21.338 min Scan# 2418
 Delta R.T. -0.000 min
 Lab File: BN028912.D
 Acq: 30 Nov 2023 15:10

Tgt Ion	Resp	Lower	Upper
149	21781		
167	18.6	14.9	22.3
279	7.9	6.3	9.5



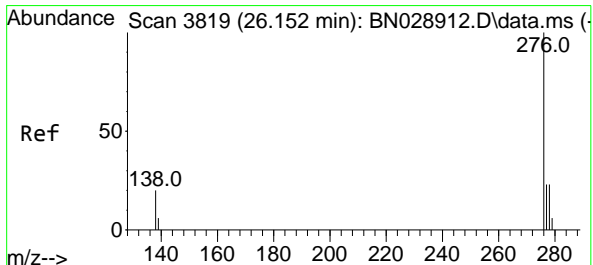
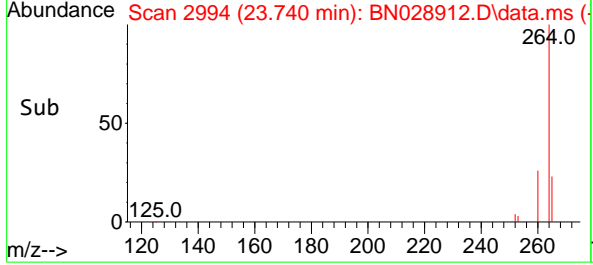
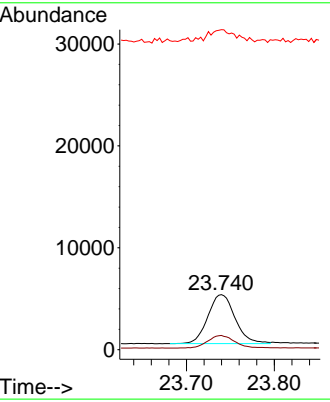
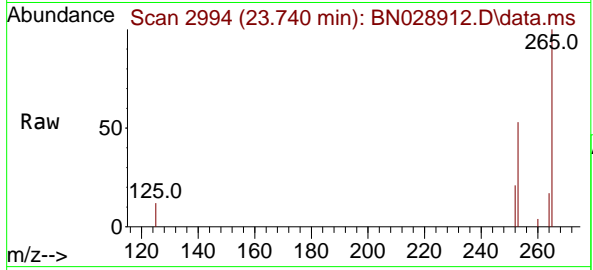


#35
 Perylene-d12
 Concen: 0.400 ng
 RT: 23.740 min Scan# 2994
 Delta R.T. 0.000 min
 Lab File: BN028912.D
 Acq: 30 Nov 2023 15:10

Instrument : BNA_N
 ClientSampleId : SSTDICCC0.4

Tgt Ion:264 Resp: 10353


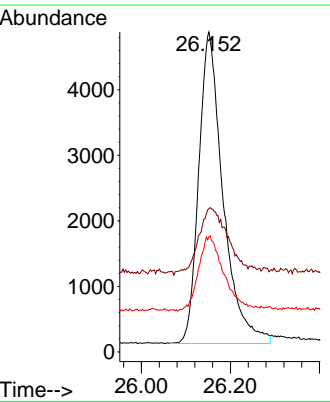
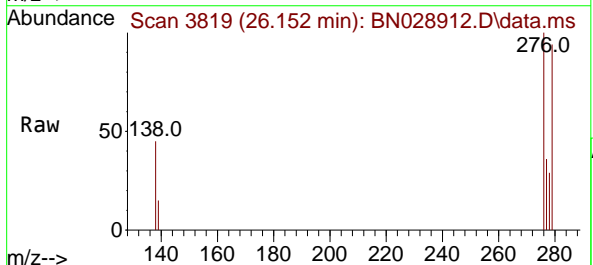
Ion	Ratio	Lower	Upper
264	100		
260	25.7	20.6	30.8
265	580.6	464.5	696.7

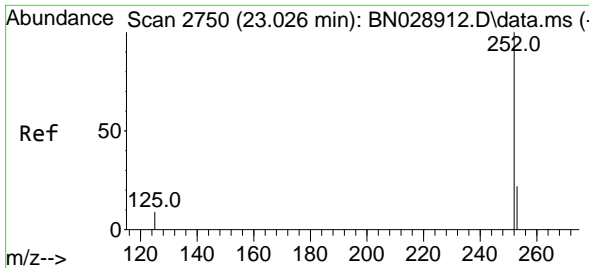


#36
 Indeno(1,2,3-cd)pyrene
 Concen: 0.398 ng
 RT: 26.152 min Scan# 3819
 Delta R.T. 0.000 min
 Lab File: BN028912.D
 Acq: 30 Nov 2023 15:10

Tgt Ion:276 Resp: 17942

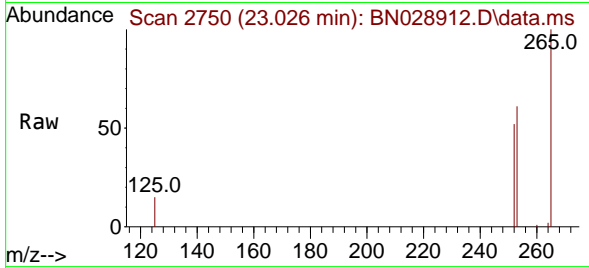
Ion	Ratio	Lower	Upper
276	100		
138	26.1	20.9	31.3
277	25.3	20.2	30.4



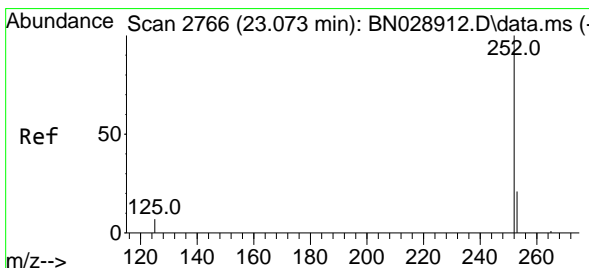
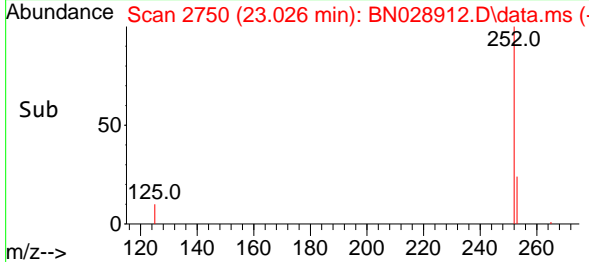
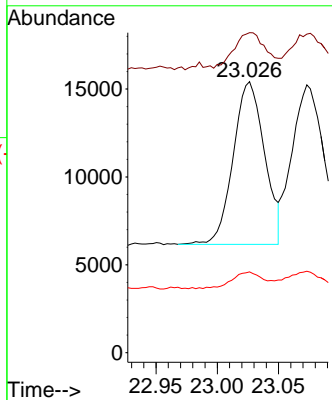


#37
 Benzo(b)fluoranthene
 Concen: 0.389 ng
 RT: 23.026 min Scan# 2750
 Delta R.T. 0.000 min
 Lab File: BN028912.D
 Acq: 30 Nov 2023 15:10

Instrument :
 BNA_N
 ClientSampleId :
 SSTDICCC0.4

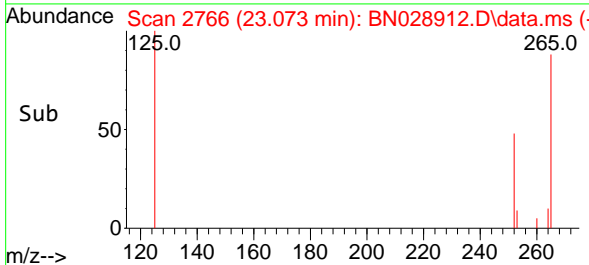
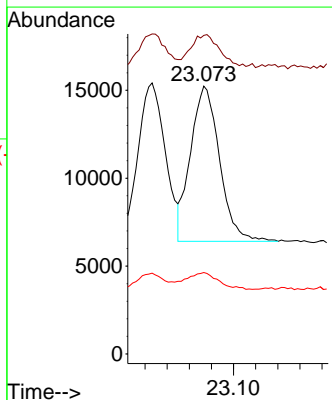
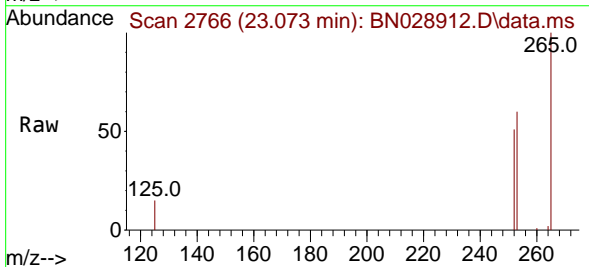


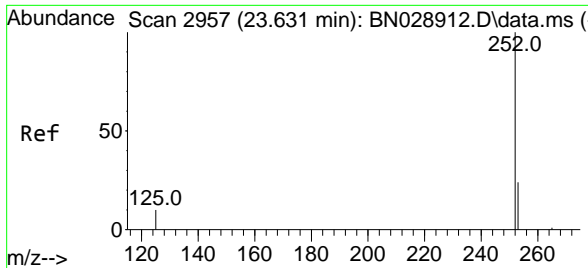
Tgt Ion:252 Resp: 16475
 Ion Ratio Lower Upper
 252 100
 253 118.1 94.5 141.7
 125 29.8 23.8 35.8



#38
 Benzo(k)fluoranthene
 Concen: 0.401 ng
 RT: 23.073 min Scan# 2766
 Delta R.T. 0.000 min
 Lab File: BN028912.D
 Acq: 30 Nov 2023 15:10

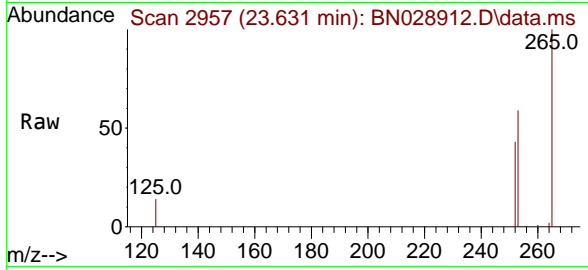
Tgt Ion:252 Resp: 16028
 Ion Ratio Lower Upper
 252 100
 253 119.0 95.2 142.8
 125 30.4 24.3 36.5



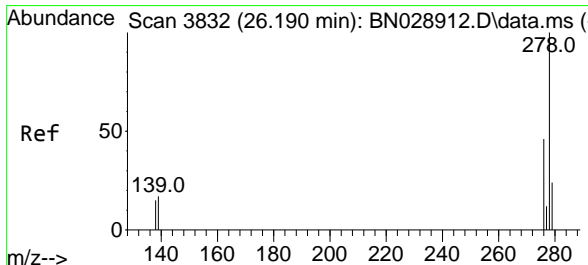
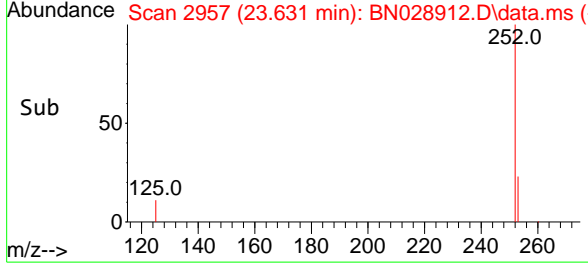
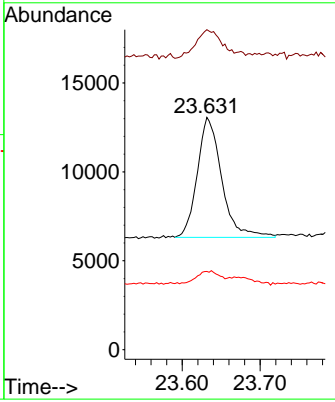


#39
 Benzo(a)pyrene
 Concen: 0.388 ng
 RT: 23.631 min Scan# 2957
 Delta R.T. 0.000 min
 Lab File: BN028912.D
 Acq: 30 Nov 2023 15:10


Instrument :
 BNA_N
 ClientSampleId :
 SSTDICCC0.4



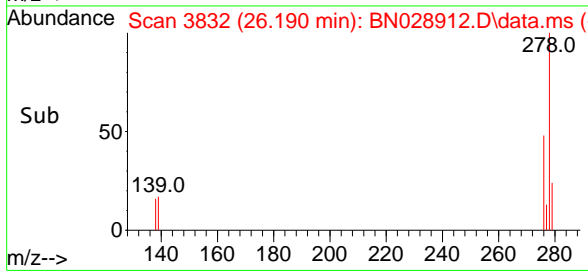
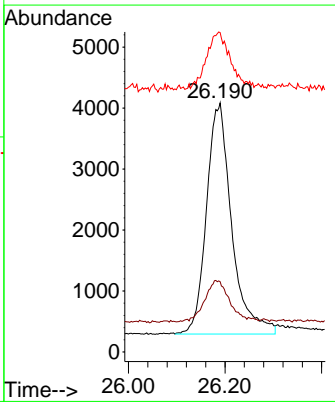
Tgt Ion:252 Resp: 14682
 Ion Ratio Lower Upper
 252 100
 253 137.8 110.2 165.4
 125 33.7 27.0 40.4

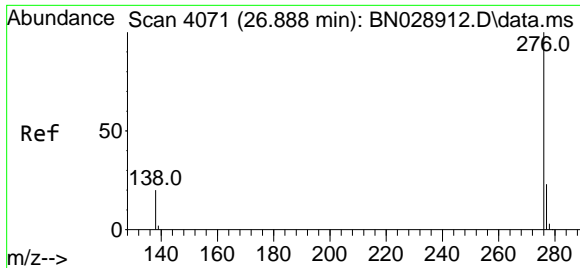


#40
 Dibenzo(a,h)anthracene
 Concen: 0.394 ng
 RT: 26.190 min Scan# 3832
 Delta R.T. 0.000 min
 Lab File: BN028912.D
 Acq: 30 Nov 2023 15:10



Tgt Ion:278 Resp: 13745
 Ion Ratio Lower Upper
 278 100
 139 28.2 22.6 33.8
 279 128.2 102.6 153.8





#41
 Benzo(g,h,i)perylene
 Concen: 0.403 ng
 RT: 26.888 min Scan# 40
 Delta R.T. 0.000 min
 Lab File: BN028912.D
 Acq: 30 Nov 2023 15:10

Instrument :
 BNA_N
 ClientSampleId :
 SSTDICCC0.4

Tgt Ion:276 Resp: 15812

Ion	Ratio	Lower	Upper
276	100		
277	36.1	28.9	43.3
138	45.2	36.2	54.2

