

Data Path : Z:\SVOASRV\HPCHEM1\BNA N\DATA\BN122018\
 Data File : BN004150.D
 Acq On : 20 Dec 2018 15:02
 Operator : JU/SJ
 Sample : SSTDICCC0.4
 Misc :
 ALS Vial : 4 Sample Multiplier: 1

Instrument :
 BNA_N
 ClientSampled :

Quant Time: Dec 20 16:28:39 2018
 Quant Method : Z:\SVOASRV\HPCHEM1\BNA N\METHODS\8270-SIM-BN122018.M
 Quant Title : ASP BNA STANDARDS FOR 5 POINT CALIBRATION
 QLast Update : Thu Dec 20 16:25:43 2018
 Response via : Initial Calibration

Internal Standards	R.T.	QIon	Response	Conc	Units	Dev(Min)
1) 1,4-Dichlorobenzene-d4	7.83	152	1726	0.40	ng	0.00
7) Naphthalene-d8	10.63	136	9599	0.40	ng	0.00
13) Acenaphthene-d10	14.47	164	6169	0.40	ng	0.00
19) Phenanthrene-d10	17.22	188	15565	0.40	ng	0.00
27) Chrysene-d12	21.41	240	15981	0.40	ng	0.00
34) Perylene-d12	23.73	264	14839	0.40	ng	0.00

System Monitoring Compounds

4) 2-Fluorophenol	5.41	112	2179	0.51	ng	0.00
5) Phenol-d6	7.00	99	2823	0.52	ng	0.00
8) Nitrobenzene-d5	9.00	82	2286	0.54	ng	0.00
11) 2-Methylnaphthalene-d10	12.22	152	6143	0.39	ng	0.00
14) 2,4,6-Tribromophenol	15.97	330	1335	0.54	ng	0.00
15) 2-Fluorobiphenyl	13.08	172	8953	0.34	ng	0.00
25) Fluoranthene-d10	19.24	212	16969	0.37	ng	0.00
29) Terphenyl-d14	19.84	244	14698	0.40	ng	0.00

Target Compounds

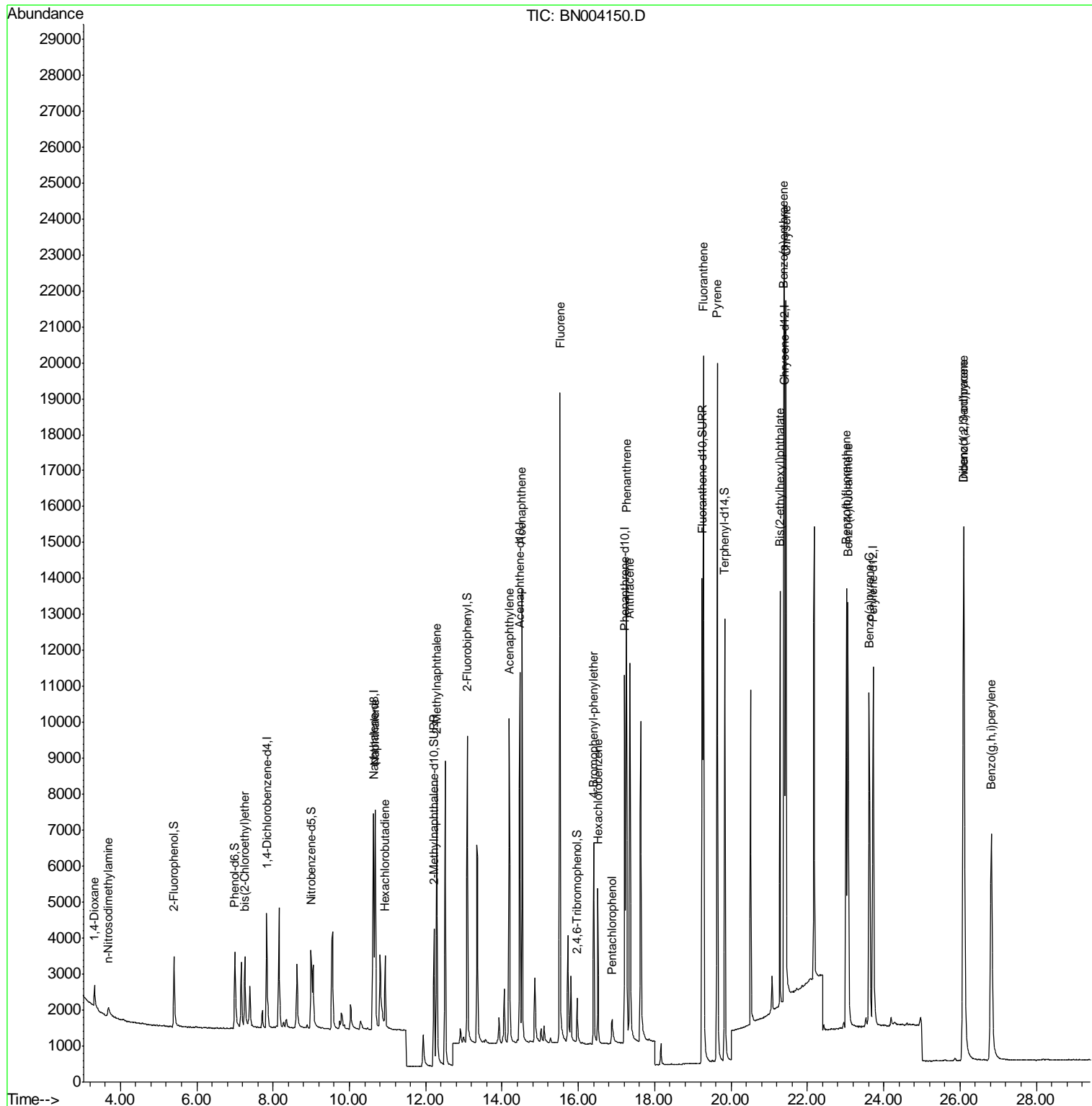
Target Compounds	R.T.	QIon	Response	Conc	Units	Qvalue
2) 1,4-Dioxane	3.33	88	528	0.236	ng	94
3) n-Nitrosodimethylamine	3.68	42	270	0.263	ng	# 60
6) bis(2-Chloroethyl)ether	7.26	93	2003	0.416	ng	99
9) Naphthalene	10.67	128	9090	0.387	ng	97
10) Hexachlorobutadiene	10.93	225	1564	0.365	ng	# 99
12) 2-Methylnaphthalene	12.29	142	6623	0.404	ng	99
16) Acenaphthylene	14.19	152	10714	0.390	ng	100
17) Acenaphthene	14.52	154	7230	0.379	ng	99
18) Fluorene	15.51	166	8983	0.377	ng	100
20) 4-Bromophenyl-phenylether	16.40	248	3200	0.355	ng	# 77
21) Hexachlorobenzene	16.51	284	3675	0.387	ng	96
22) Pentachlorophenol	16.89	266	536	0.208	ng	91
23) Phenanthrene	17.26	178	15718	0.368	ng	100
24) Anthracene	17.34	178	14214	0.388	ng	100
26) Fluoranthene	19.27	202	18459	0.376	ng	98
28) Pyrene	19.64	202	18968	0.429	ng	100
30) Benzo(a)anthracene	21.38	228	16746	0.400	ng	99
31) Chrysene	21.44	228	16695	0.370	ng	99
32) Bis(2-ethylhexyl)phthalate	21.28	149	9428	0.761	ng	100
33) Indeno(1,2,3-cd)pyrene	26.10	276	18297	0.391	ng	100
35) Benzo(b)fluoranthene	23.02	252	15592	0.337	ng	97
36) Benzo(k)fluoranthene	23.07	252	16748	0.365	ng	97
37) Benzo(a)pyrene	23.62	252	15255	0.362	ng	# 95
38) Dibenzo(a,h)anthracene	26.10	278	15356	0.391	ng	96
39) Benzo(g,h,i)perylene	26.82	276	15107	0.385	ng	96

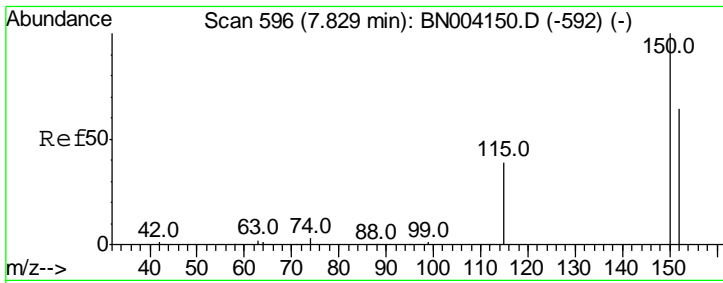
(#) = qualifier out of range (m) = manual integration (+) = signals summed

Data Path : Z:\SVOASRV\HPCHEM1\BNA N\DATA\BN122018\
 Data File : BN004150.D
 Acq On : 20 Dec 2018 15:02
 Operator : JU/SJ
 Sample : SSTDICCC0.4
 Misc :
 ALS Vial : 4 Sample Multiplier: 1

Instrument :
 BNA_N
 ClientSampled :

Quant Time: Dec 20 16:28:39 2018
 Quant Method : Z:\SVOASRV\HPCHEM1\BNA N\METHODS\8270-SIM-BN122018.M
 Quant Title : ASP BNA STANDARDS FOR 5 POINT CALIBRATION
 QLast Update : Thu Dec 20 16:25:43 2018
 Response via : Initial Calibration



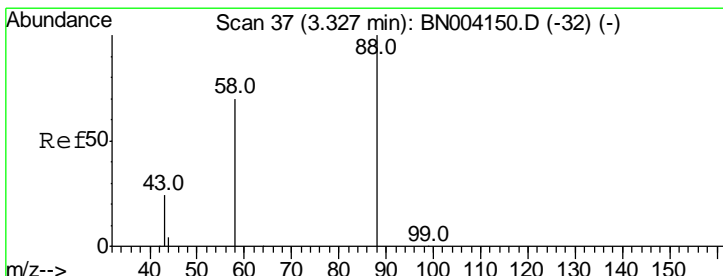
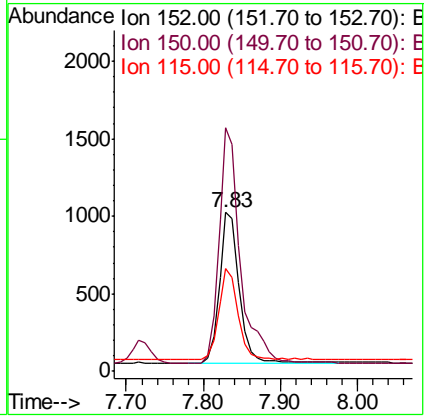
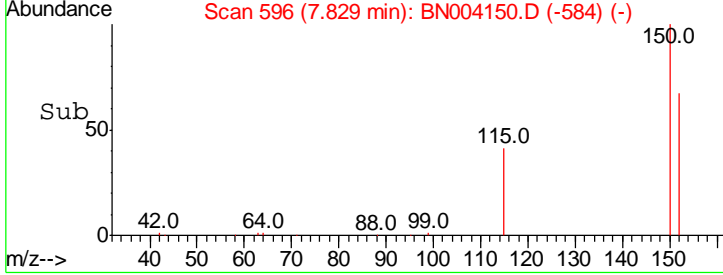
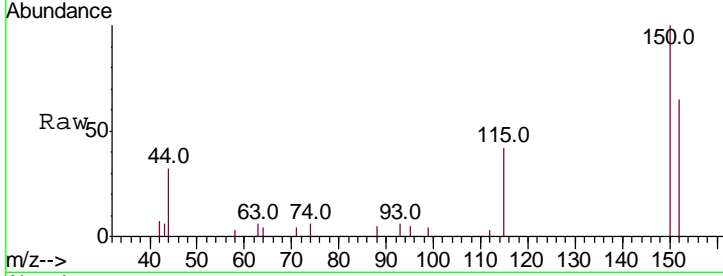


#1
 1,4-Dichlorobenzene-d4
 Concen: 0.400 ng
 RT: 7.83 min Scan# 596
 Delta R.T. 0.00 min
 Lab File: BN004150.D
 Acq: 20 Dec 2018 15:02

Instrument :
 BNA_N
 ClientSampled :

Tgt Ion: 152 Resp: 1726

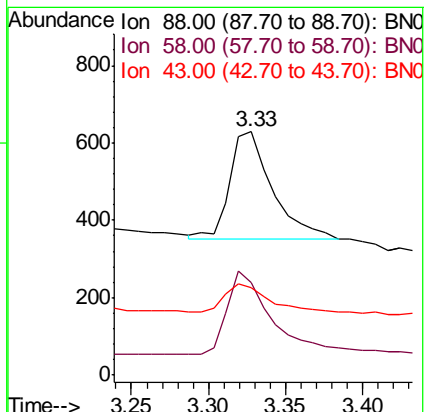
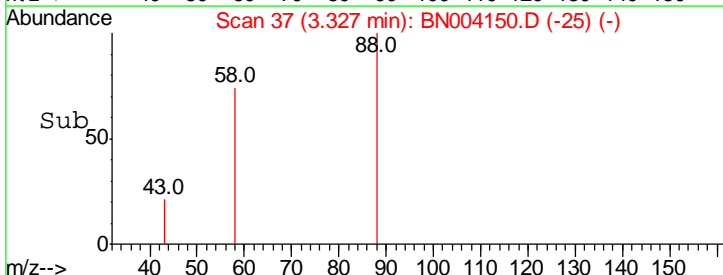
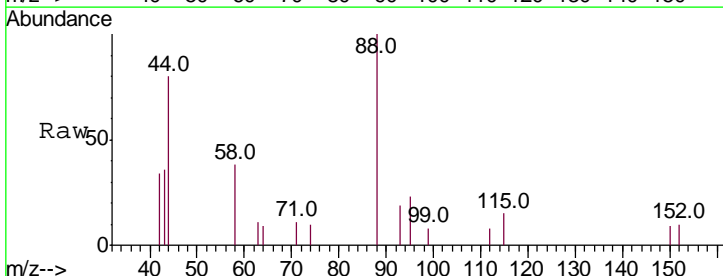
Ion	Ratio	Lower	Upper
152	100		
150	153.6	124.6	187.0
115	65.1	46.4	69.6

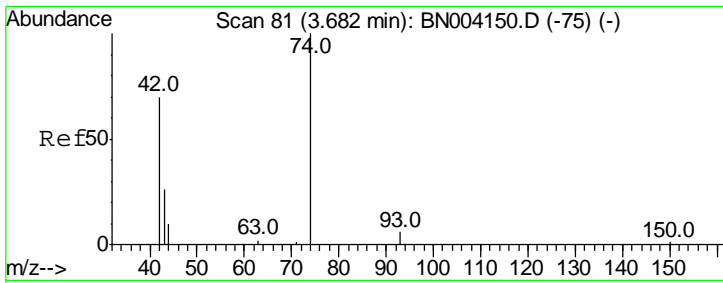


#2
 1,4-Dioxane
 Concen: 0.236 ng
 RT: 3.33 min Scan# 37
 Delta R.T. 0.00 min
 Lab File: BN004150.D
 Acq: 20 Dec 2018 15:02

Tgt Ion: 88 Resp: 528

Ion	Ratio	Lower	Upper
88	100		
58	82.0	60.9	91.3
43	27.3	23.9	35.9

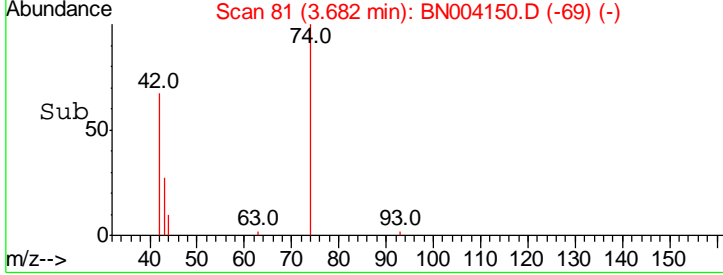
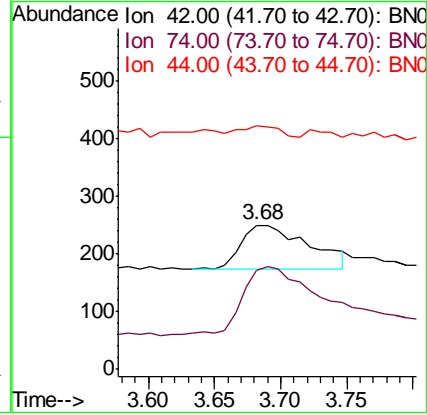
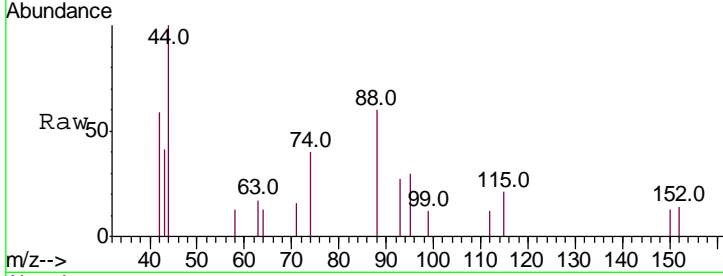




#3
 n-Nitrosodimethylamine
 Concen: 0.263 ng
 RT: 3.68 min Scan# 81
 Delta R.T. 0.00 min
 Lab File: BN004150.D
 Acq: 20 Dec 2018 15:02

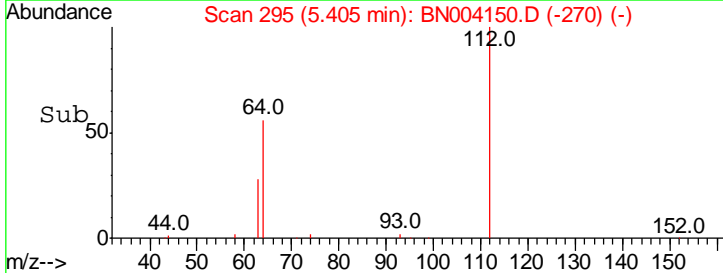
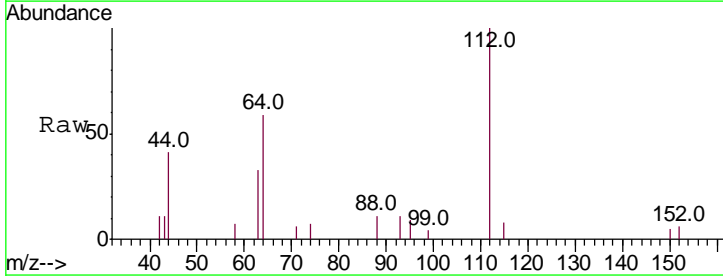
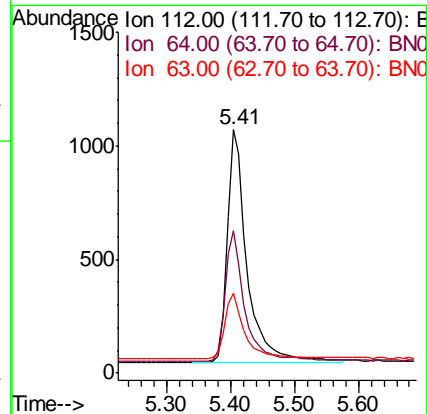
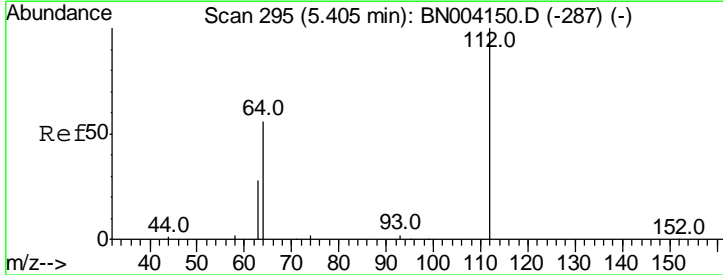
Instrument :
 BNA_N
ClientSampled :

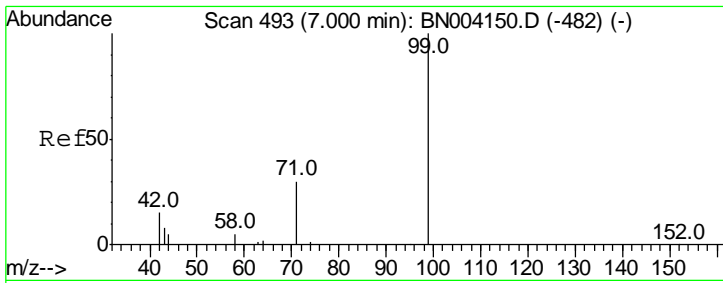
Tgt Ion	Resp	Lower	Upper
42	100		
74	169.3	99.1	148.7#
44	14.8	4.2	6.4#



#4
 2-Fluorophenol
 Concen: 0.510 ng
 RT: 5.41 min Scan# 295
 Delta R.T. 0.00 min
 Lab File: BN004150.D
 Acq: 20 Dec 2018 15:02

Tgt Ion	Resp	Lower	Upper
112	100		
64	55.9	44.3	66.5
63	27.7	22.4	33.6

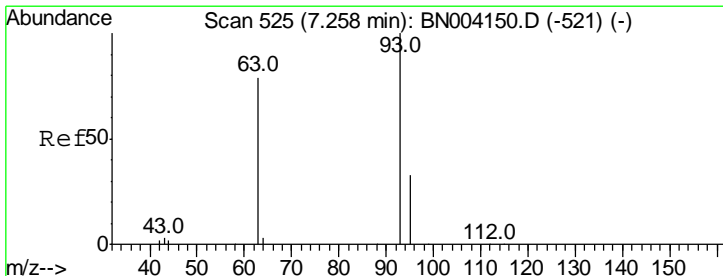
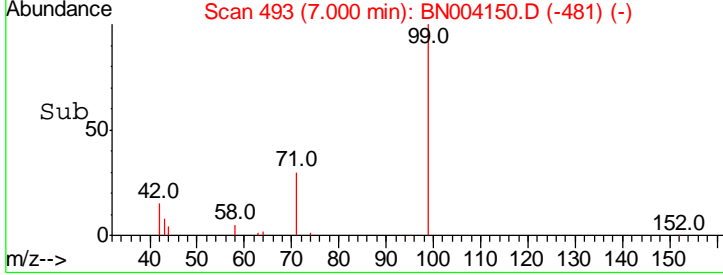
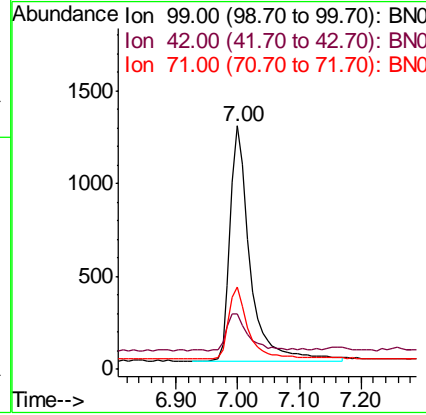
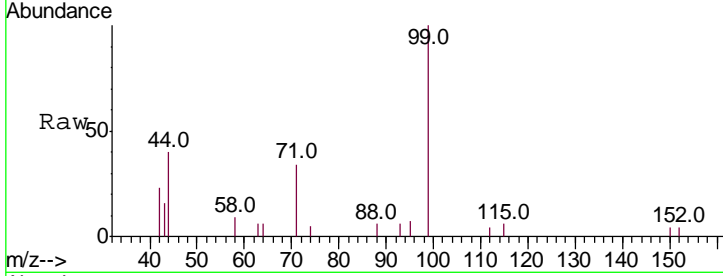




#5
 Phenol-d6
 Concen: 0.523 ng
 RT: 7.00 min Scan# 493
 Delta R.T. 0.00 min
 Lab File: BN004150.D
 Acq: 20 Dec 2018 15:02

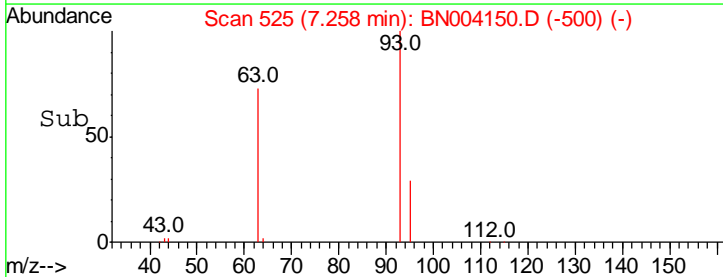
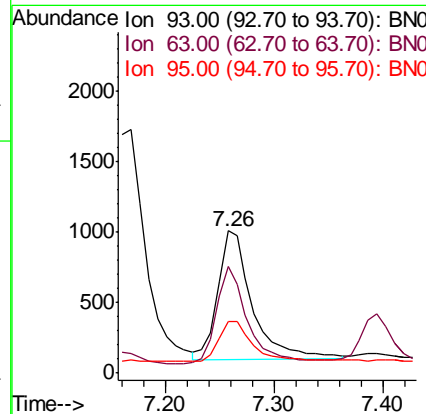
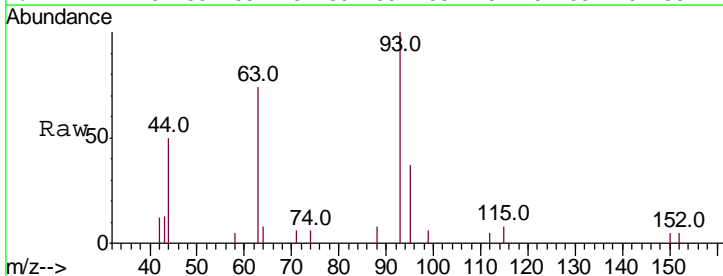
Instrument :
 BNA_N
 ClientSampled :

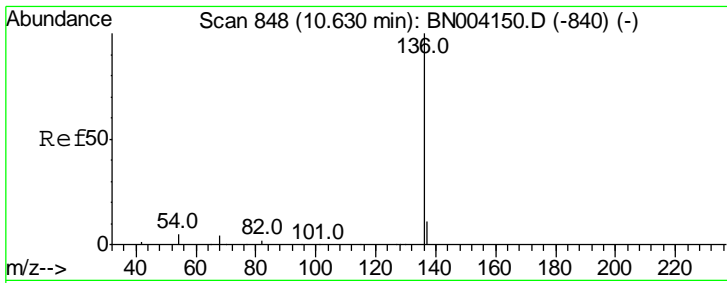
Tgt Ion	Resp	Lower	Upper
99	100		
42	17.4	14.8	22.2
71	30.1	24.8	37.2



#6
 bis(2-Chloroethyl)ether
 Concen: 0.416 ng
 RT: 7.26 min Scan# 525
 Delta R.T. 0.00 min
 Lab File: BN004150.D
 Acq: 20 Dec 2018 15:02

Tgt Ion	Resp	Lower	Upper
93	100		
63	68.7	55.8	83.6
95	31.4	25.4	38.2

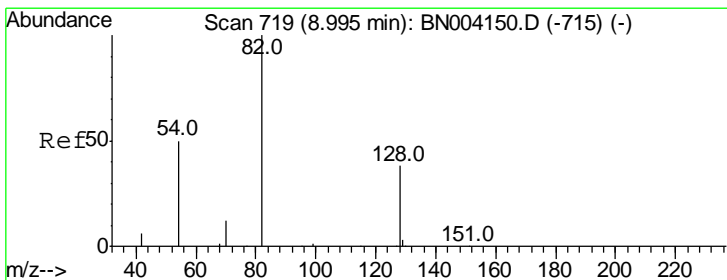
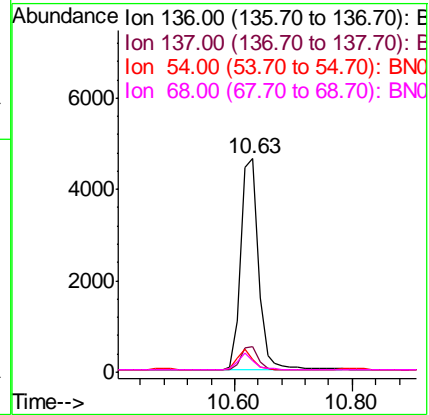
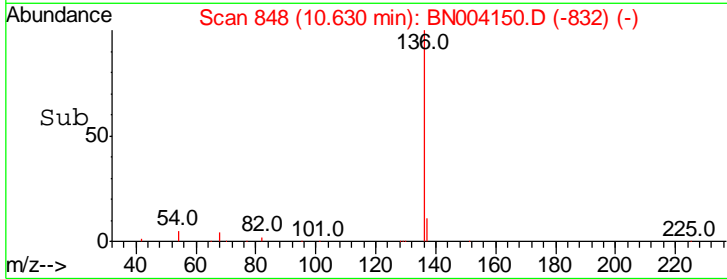
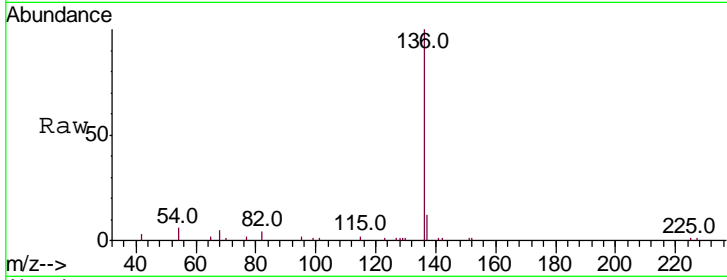




#7
 Naphthalene-d8
 Concen: 0.400 ng
 RT: 10.63 min Scan# 848
 Delta R.T. 0.00 min
 Lab File: BN004150.D
 Acq: 20 Dec 2018 15:02

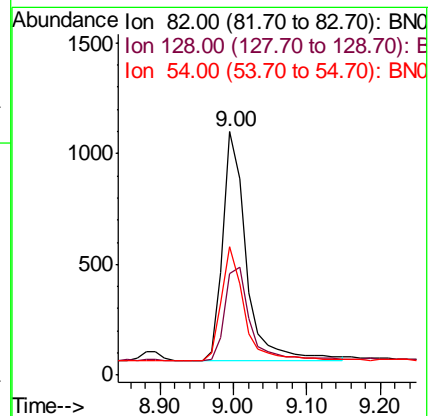
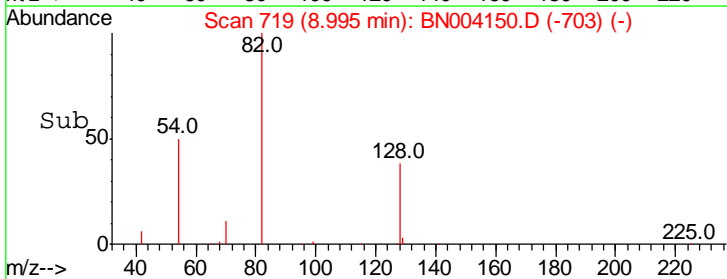
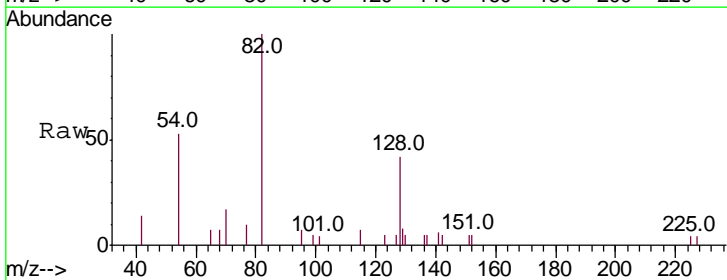
Instrument :
 BNA_N
 ClientSampled :

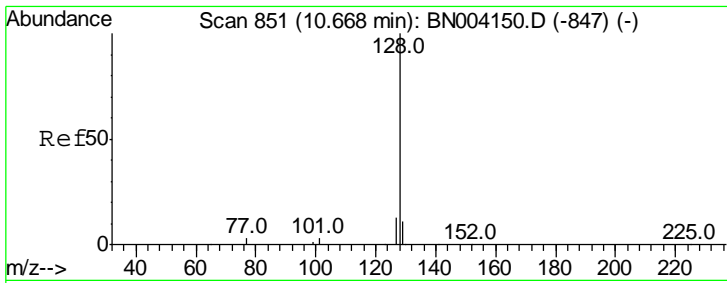
Tgt Ion	Resp	Lower	Upper
136	100		
137	11.9	9.0	13.4
54	6.0	4.1	6.1
68	5.5	3.5	5.3



#8
 Nitrobenzene-d5
 Concen: 0.544 ng
 RT: 9.00 min Scan# 719
 Delta R.T. 0.00 min
 Lab File: BN004150.D
 Acq: 20 Dec 2018 15:02

Tgt Ion	Resp	Lower	Upper
82	100		
128	41.7	28.9	43.3
54	52.8	46.1	69.1



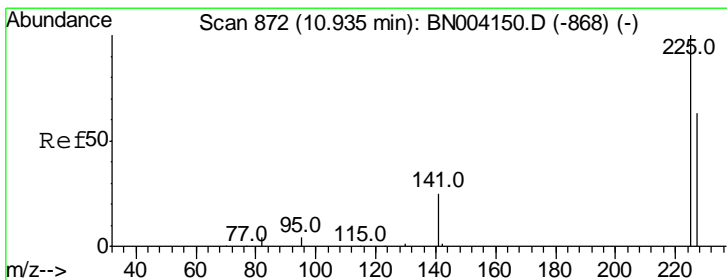
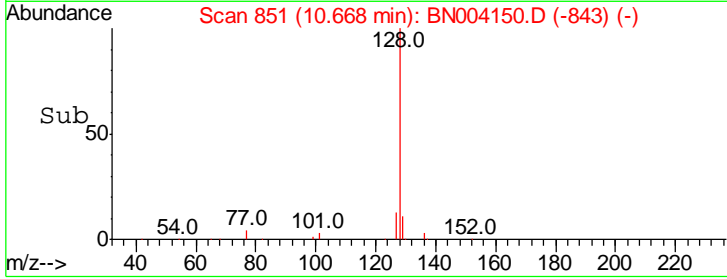
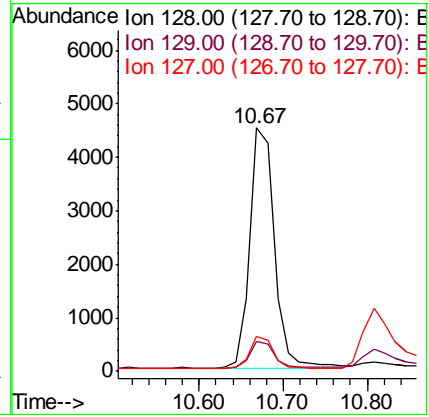
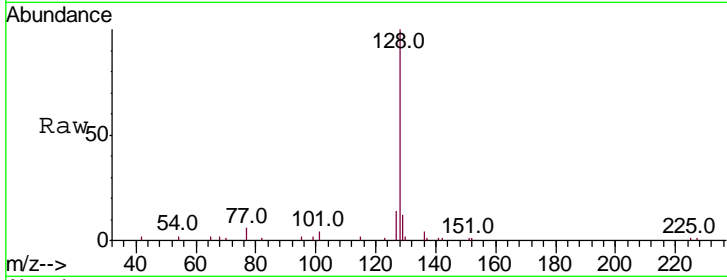


#9
 Naphthalene
 Concen: 0.387 ng
 RT: 10.67 min Scan# 851
 Delta R.T. 0.00 min
 Lab File: BN004150.D
 Acq: 20 Dec 2018 15:02

Instrument :
 BNA_N
 ClientSampled :

Tgt Ion: 128 Resp: 9090

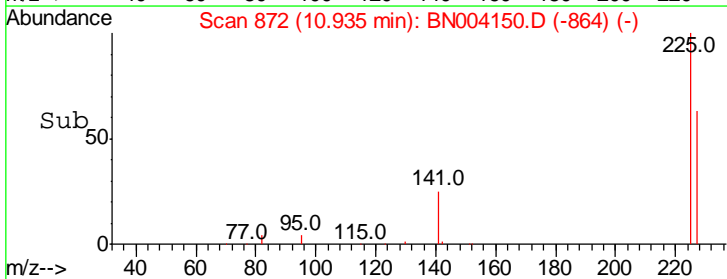
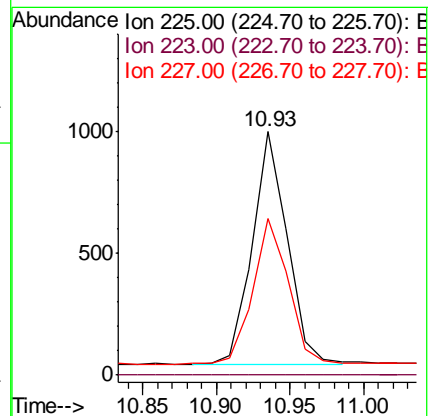
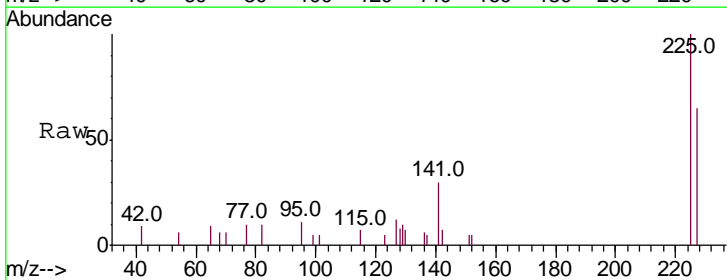
Ion	Ratio	Lower	Upper
128	100		
129	12.1	9.1	13.7
127	14.2	10.2	15.4

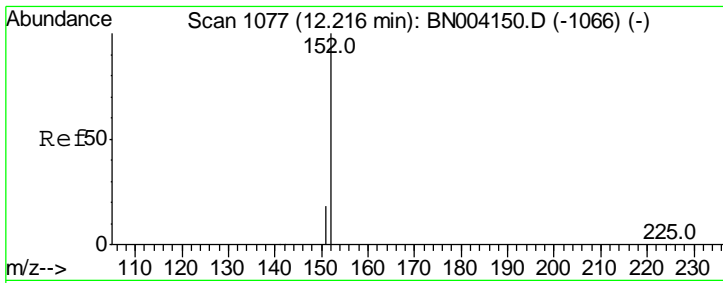


#10
 Hexachlorobutadiene
 Concen: 0.365 ng
 RT: 10.93 min Scan# 872
 Delta R.T. 0.00 min
 Lab File: BN004150.D
 Acq: 20 Dec 2018 15:02

Tgt Ion: 225 Resp: 1564

Ion	Ratio	Lower	Upper
225	100		
223	0.0	0.0	0.0
227	63.6	51.3	76.9

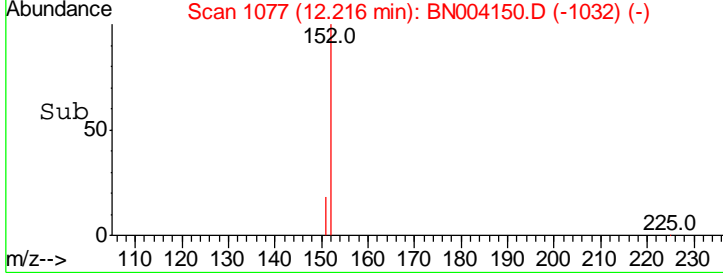
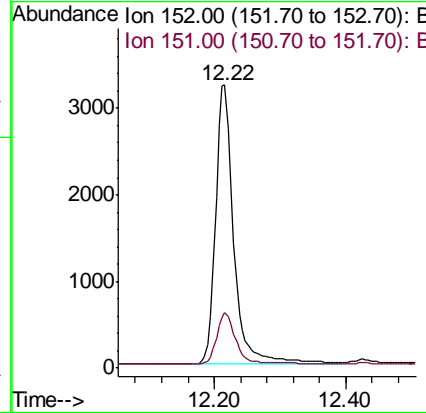
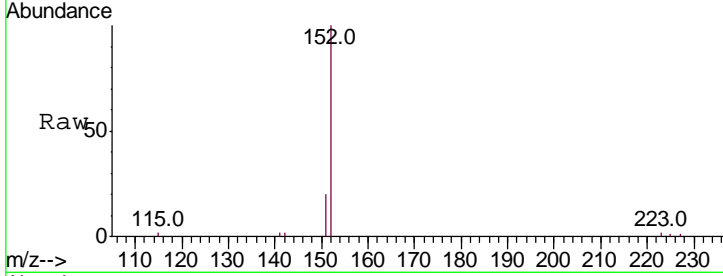




#11
 2-Methylnaphthalene-d10
 Concen: 0.393 ng
 RT: 12.22 min Scan# 1077
 Delta R.T. 0.00 min
 Lab File: BN004150.D
 Acq: 20 Dec 2018 15:02

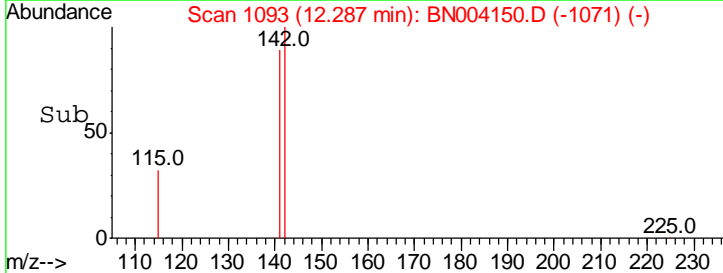
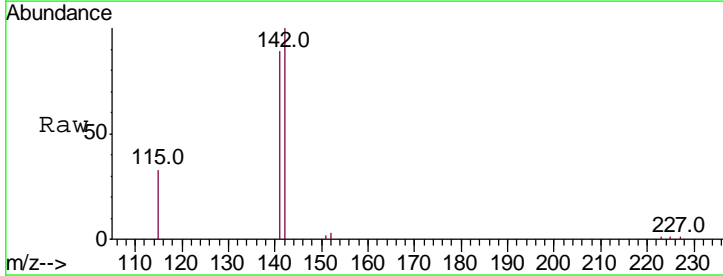
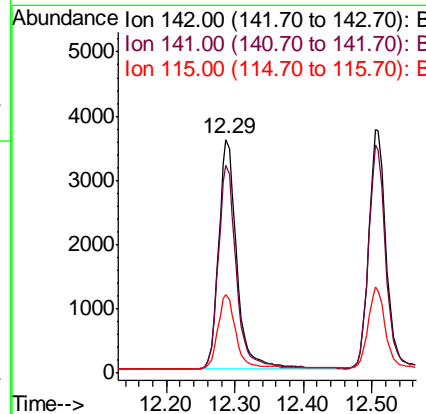
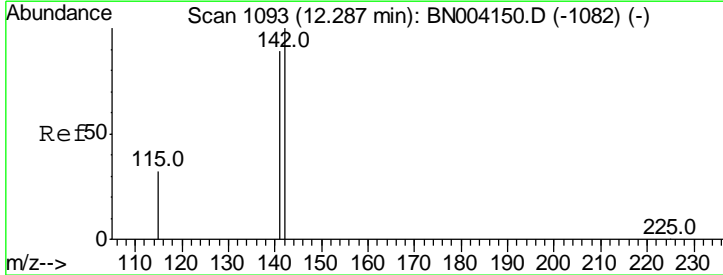
Instrument :
 BNA_N
 ClientSampled :

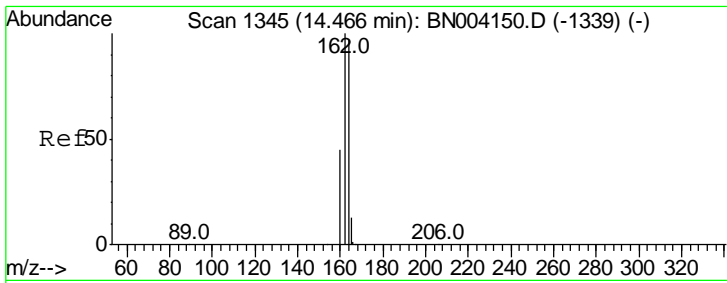
Tgt Ion	Resp	Lower	Upper
152	100		
151	19.2	15.1	22.7



#12
 2-Methylnaphthalene
 Concen: 0.404 ng
 RT: 12.29 min Scan# 1093
 Delta R.T. 0.00 min
 Lab File: BN004150.D
 Acq: 20 Dec 2018 15:02

Tgt Ion	Resp	Lower	Upper
142	100		
141	89.1	71.9	107.9
115	33.4	27.0	40.6

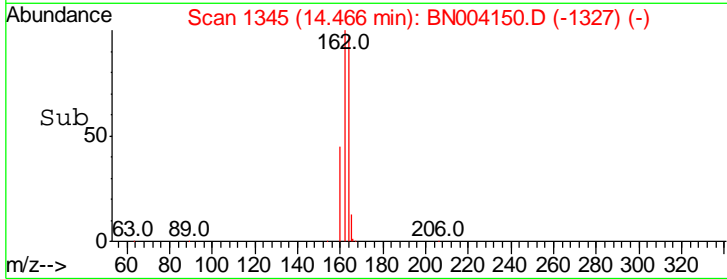
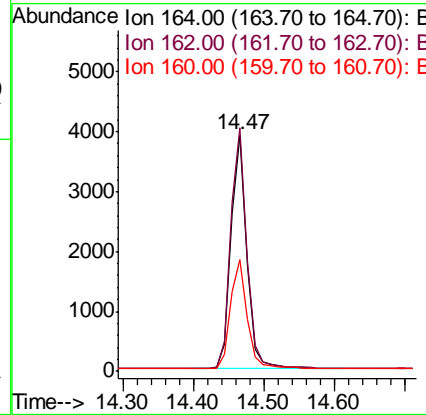
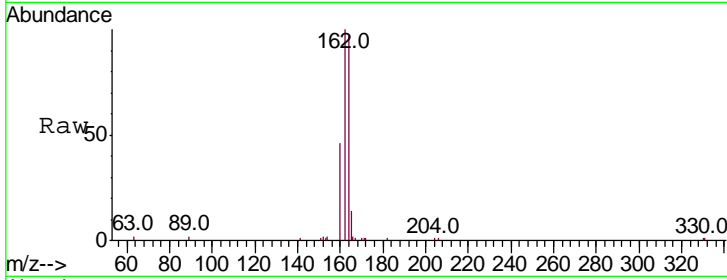




#13
 Acenaphthene-d10
 Concen: 0.400 ng
 RT: 14.47 min Scan# 1345
 Delta R.T. 0.00 min
 Lab File: BN004150.D
 Acq: 20 Dec 2018 15:02

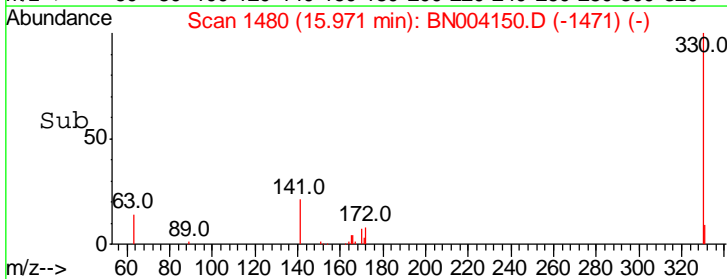
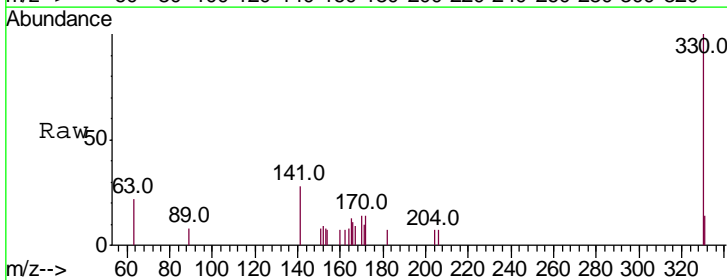
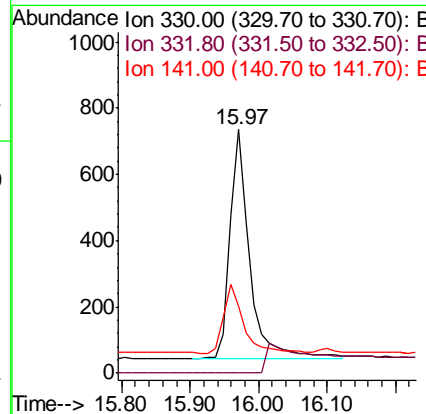
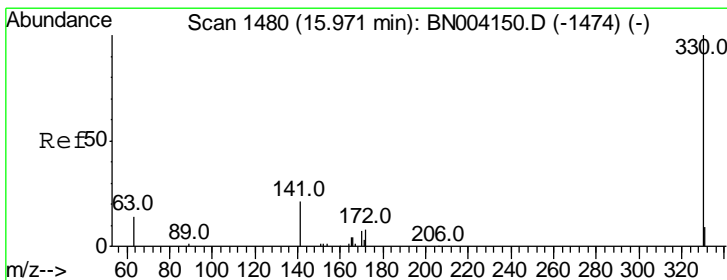
Instrument :
 BNA_N
 ClientSampled :

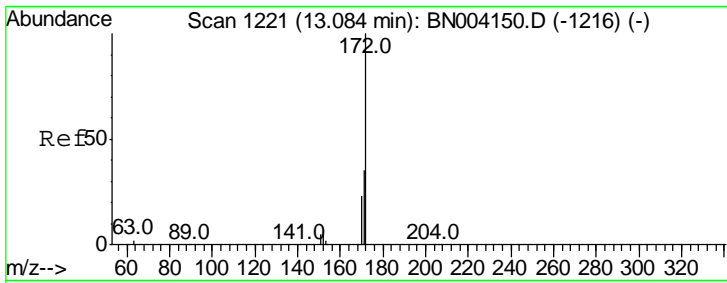
Tgt Ion	Resp	Lower	Upper
164	100		
162	103.1	81.8	122.6
160	47.3	37.2	55.8



#14
 2,4,6-Tribromophenol
 Concen: 0.544 ng
 RT: 15.97 min Scan# 1480
 Delta R.T. 0.00 min
 Lab File: BN004150.D
 Acq: 20 Dec 2018 15:02

Tgt Ion	Resp	Lower	Upper
330	100		
332	0.0	0.0	0.0
141	30.0	28.3	42.5

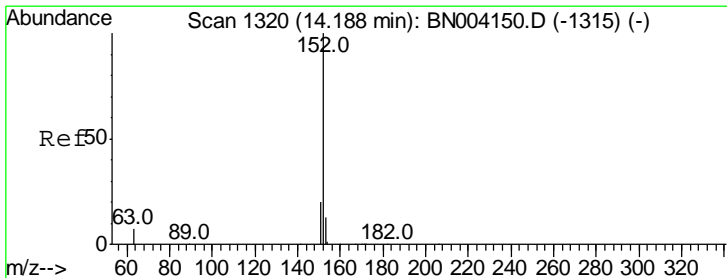
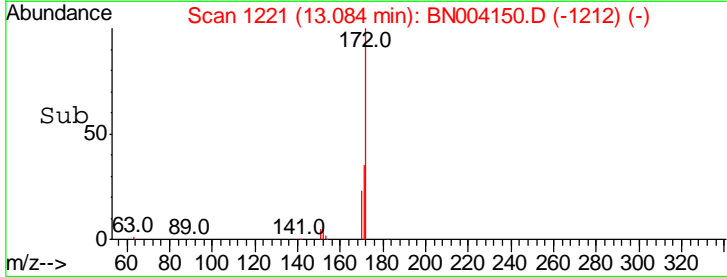
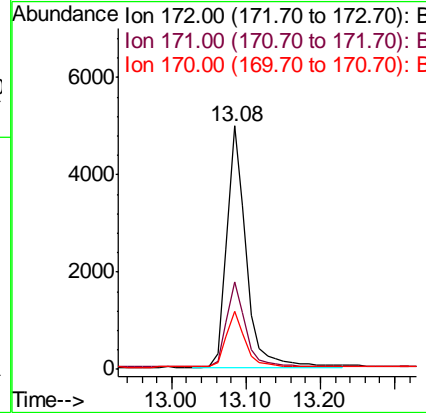
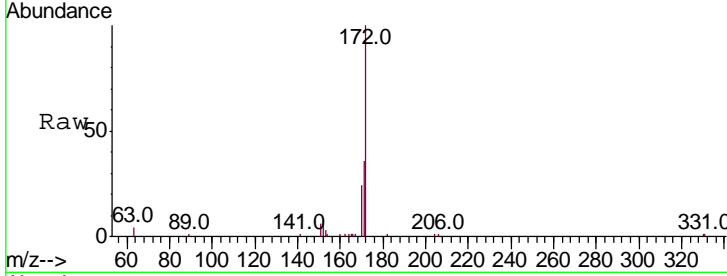




#15
 2-Fluorobiphenyl
 Concen: 0.337 ng
 RT: 13.08 min Scan# 1221
 Delta R.T. 0.00 min
 Lab File: BN004150.D
 Acq: 20 Dec 2018 15:02

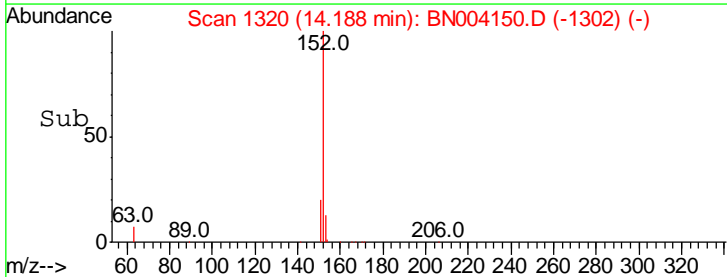
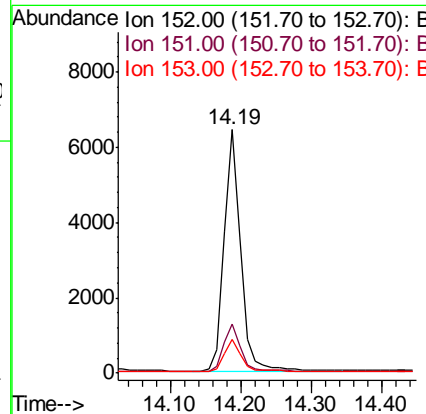
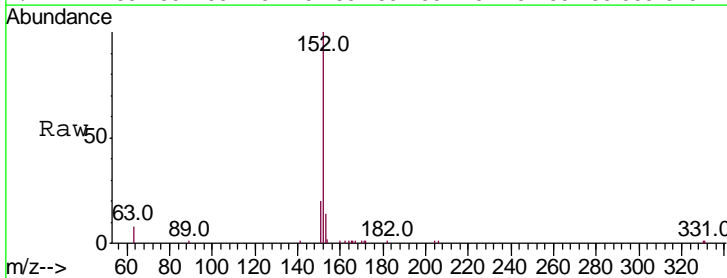
Instrument :
 BNA_N
 ClientSampled :

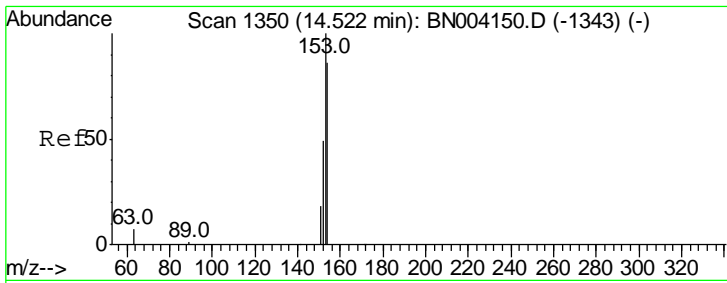
Tgt Ion	Resp	Lower	Upper
172	100		
171	35.7	27.1	40.7
170	23.7	17.4	26.0



#16
 Acenaphthylene
 Concen: 0.390 ng
 RT: 14.19 min Scan# 1320
 Delta R.T. 0.00 min
 Lab File: BN004150.D
 Acq: 20 Dec 2018 15:02

Tgt Ion	Resp	Lower	Upper
152	100		
151	19.8	15.7	23.5
153	13.0	10.6	15.8

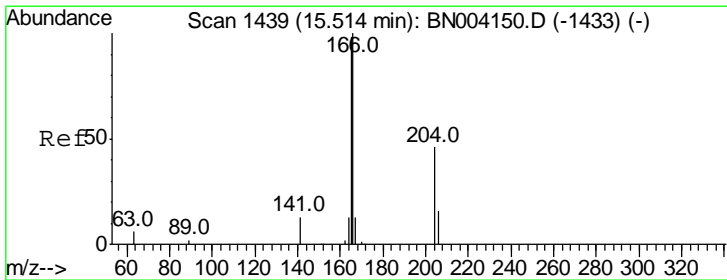
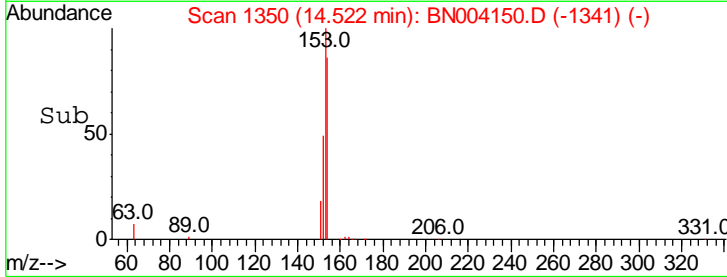
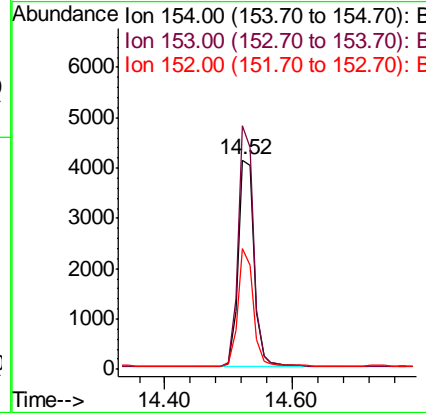
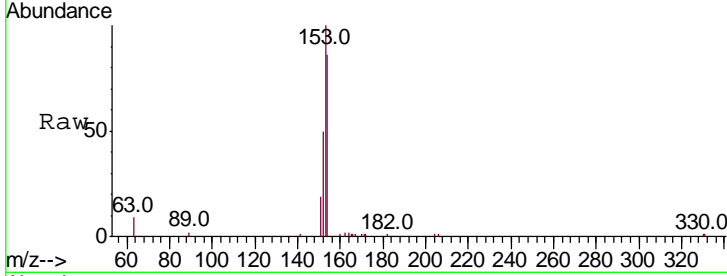




#17
 Acenaphthene
 Concen: 0.379 ng
 RT: 14.52 min Scan# 1350
 Delta R.T. 0.00 min
 Lab File: BN004150.D
 Acq: 20 Dec 2018 15:02

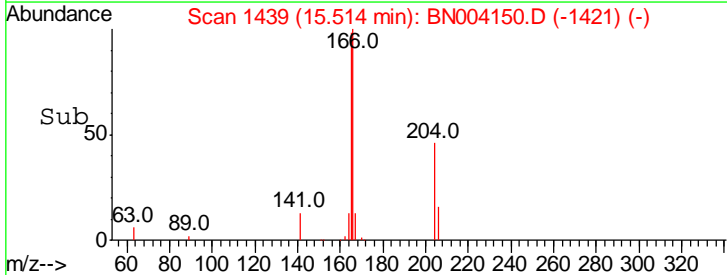
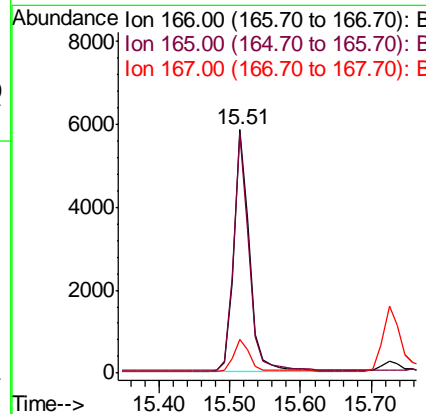
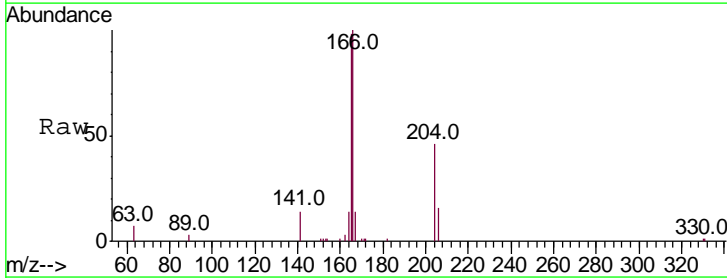
Instrument :
 BNA_N
 ClientSampled :

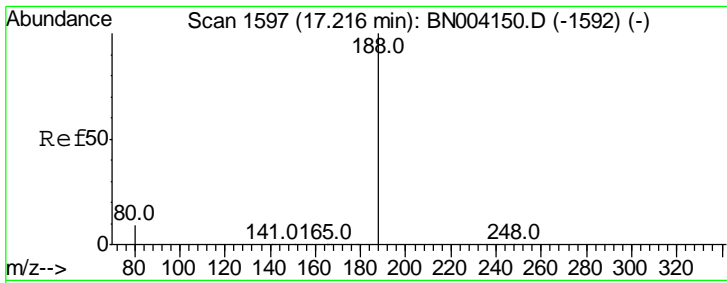
Tgt Ion	Resp	Lower	Upper
154	100		
153	113.1	88.9	133.3
152	54.2	43.5	65.3



#18
 Fluorene
 Concen: 0.377 ng
 RT: 15.51 min Scan# 1439
 Delta R.T. 0.00 min
 Lab File: BN004150.D
 Acq: 20 Dec 2018 15:02

Tgt Ion	Resp	Lower	Upper
166	100		
165	97.5	77.8	116.8
167	13.5	10.9	16.3

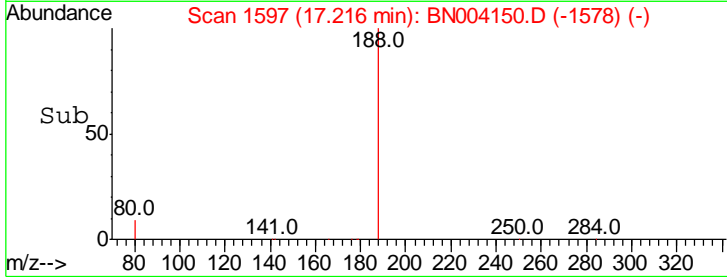
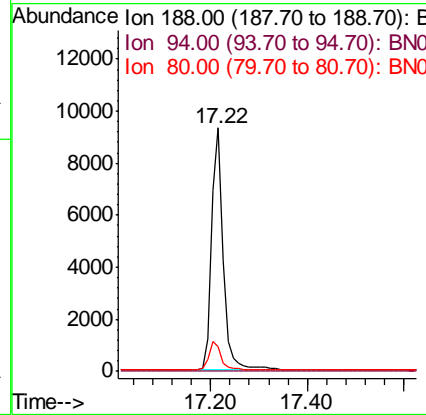
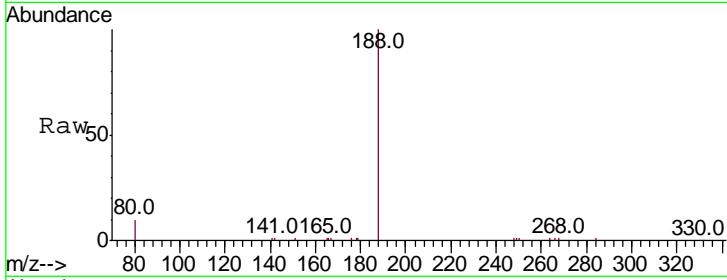




#19
 Phenanthrene-d10
 Concen: 0.400 ng
 RT: 17.22 min Scan# 1597
 Delta R.T. 0.00 min
 Lab File: BN004150.D
 Acq: 20 Dec 2018 15:02

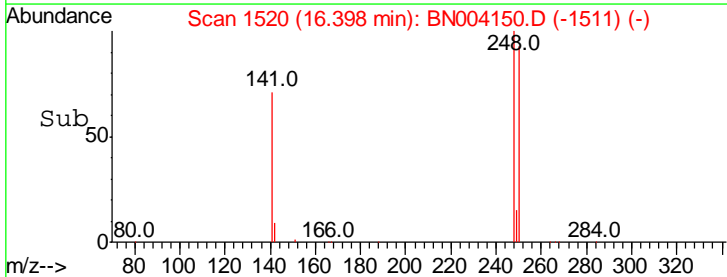
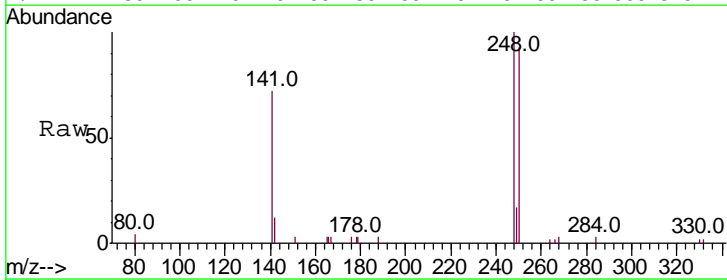
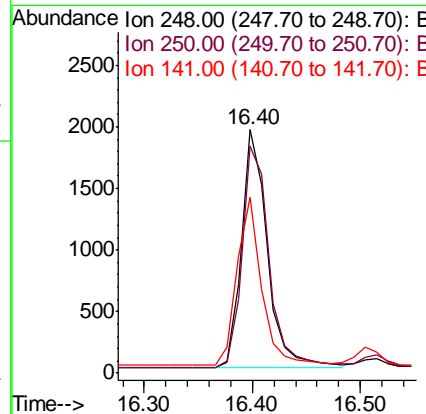
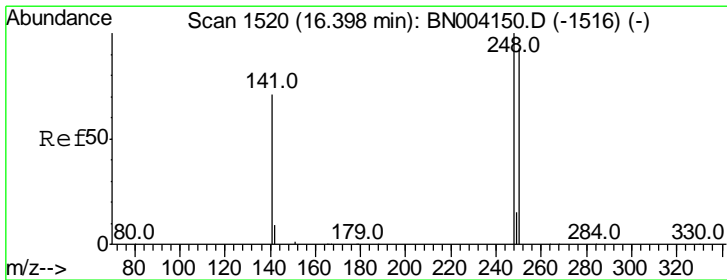
Instrument :
 BNA_N
 ClientSampled :

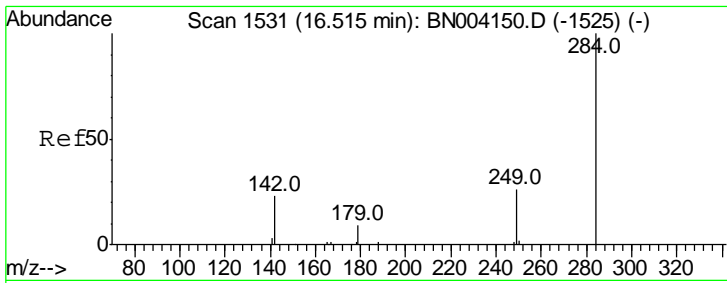
Tgt Ion	Resp	Lower	Upper
188	100		
94	0.0	0.0	0.0
80	9.9	8.6	12.8



#20
 4-Bromophenyl-phenylether
 Concen: 0.355 ng
 RT: 16.40 min Scan# 1520
 Delta R.T. 0.00 min
 Lab File: BN004150.D
 Acq: 20 Dec 2018 15:02

Tgt Ion	Resp	Lower	Upper
248	100		
250	93.3	83.7	125.5
141	72.2	31.4	47.0#

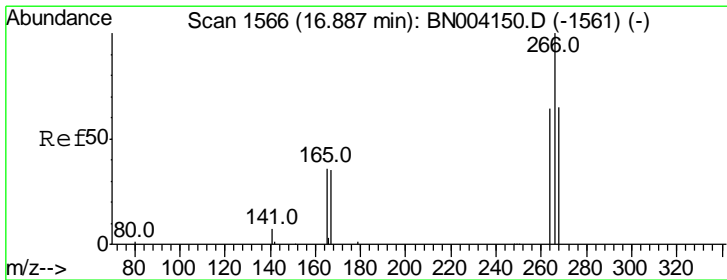
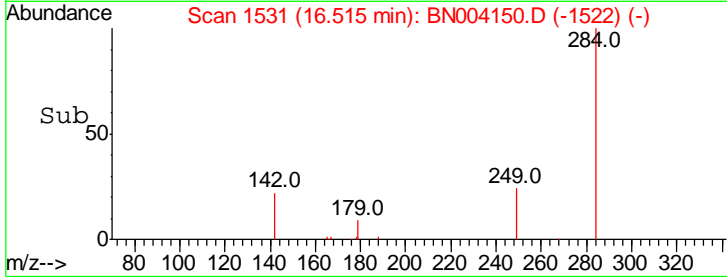
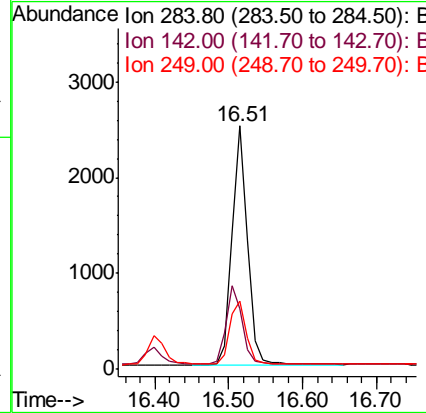
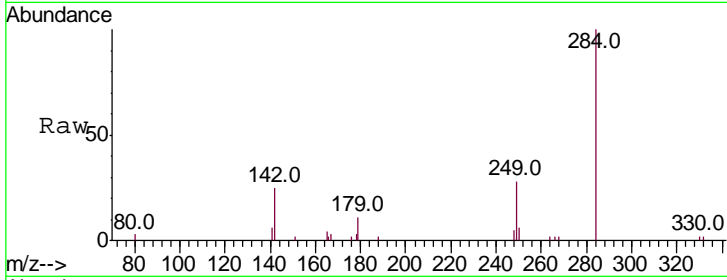




#21
 Hexachlorobenzene
 Concen: 0.387 ng
 RT: 16.51 min Scan# 1531
 Delta R.T. 0.00 min
 Lab File: BN004150.D
 Acq: 20 Dec 2018 15:02

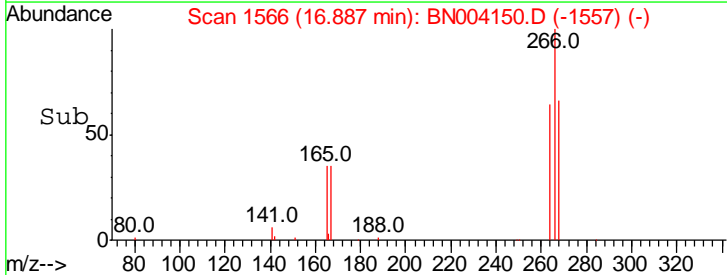
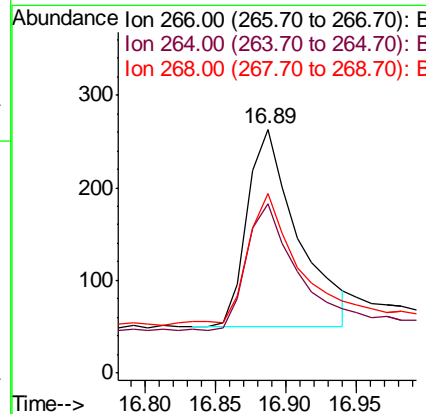
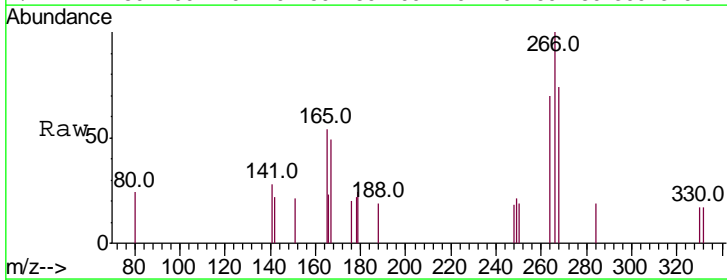
Instrument :
 BNA_N
 ClientSampled :

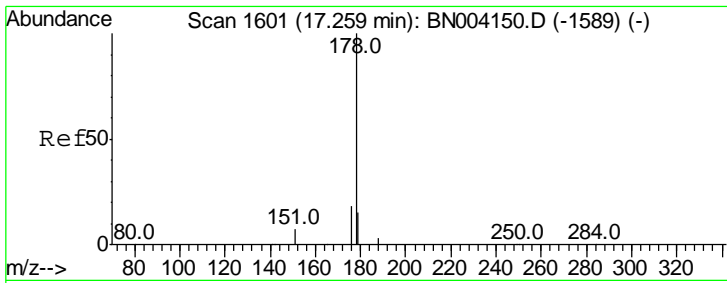
Tgt Ion	Resp	Lower	Upper
284	3675		
142	100	29.7	44.5
249	100	24.0	36.0



#22
 Pentachlorophenol
 Concen: 0.208 ng
 RT: 16.89 min Scan# 1566
 Delta R.T. 0.00 min
 Lab File: BN004150.D
 Acq: 20 Dec 2018 15:02

Tgt Ion	Resp	Lower	Upper
266	536		
264	100	52.1	78.1
268	100	51.8	77.6

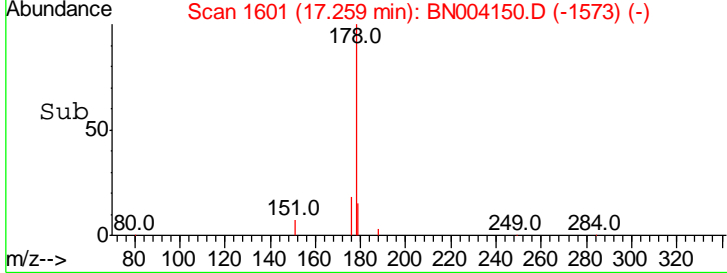
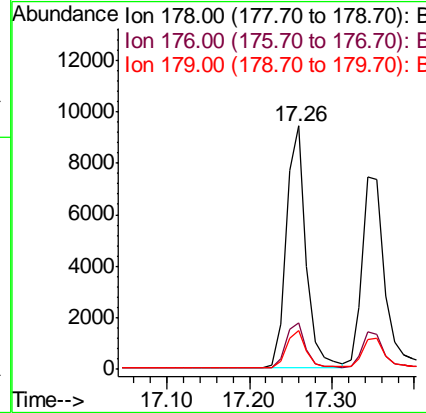
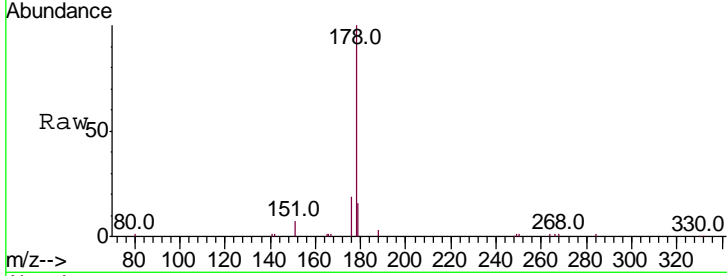




#23
 Phenanthrene
 Concen: 0.368 ng
 RT: 17.26 min Scan# 1601
 Delta R.T. 0.00 min
 Lab File: BN004150.D
 Acq: 20 Dec 2018 15:02

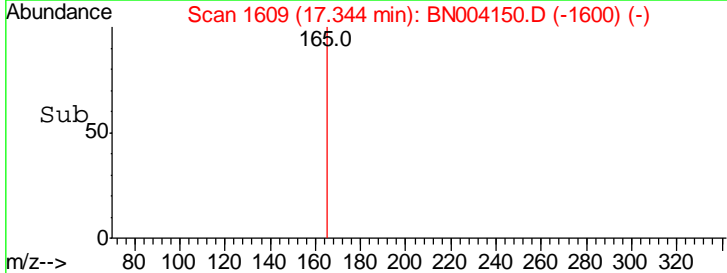
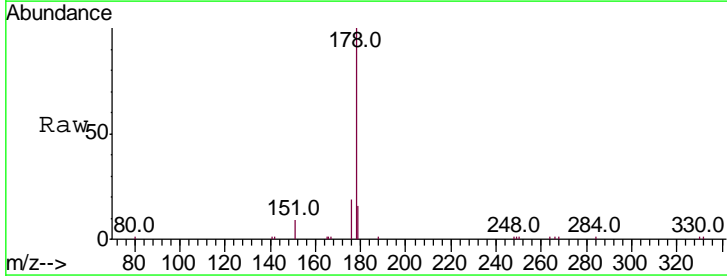
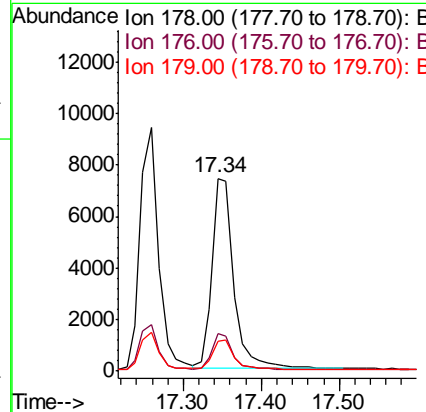
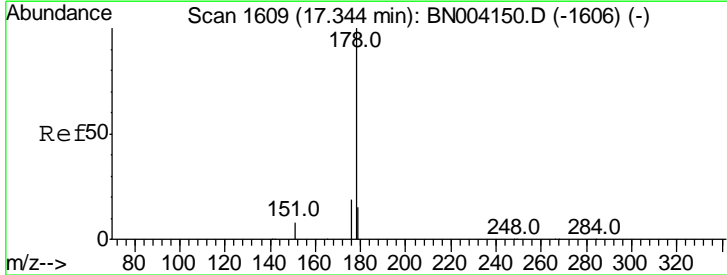
Instrument :
 BNA_N
 ClientSampled :

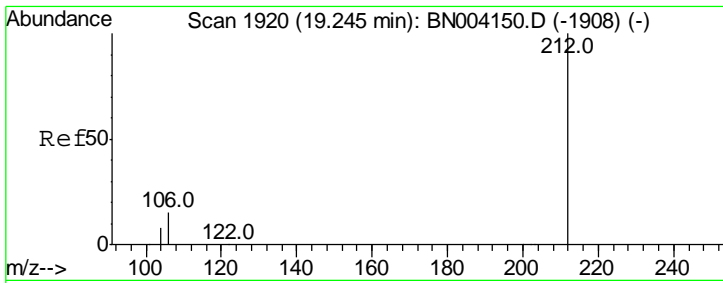
Tgt Ion	Resp	Lower	Upper
178	15718		
176	18.8	15.1	22.7
179	15.4	12.4	18.6



#24
 Anthracene
 Concen: 0.388 ng
 RT: 17.34 min Scan# 1609
 Delta R.T. 0.00 min
 Lab File: BN004150.D
 Acq: 20 Dec 2018 15:02

Tgt Ion	Resp	Lower	Upper
178	14214		
176	18.1	14.5	21.7
179	15.3	12.2	18.4

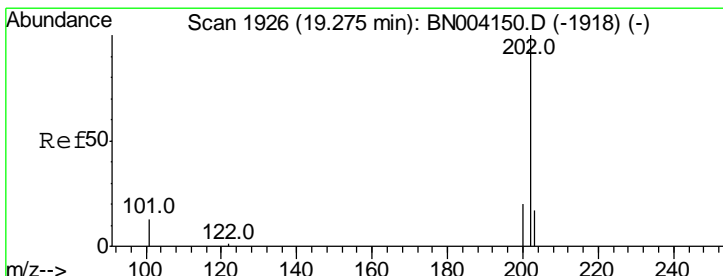
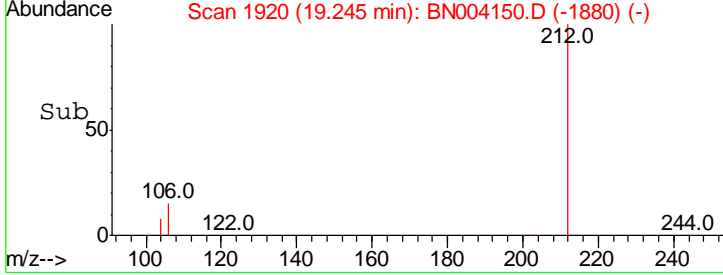
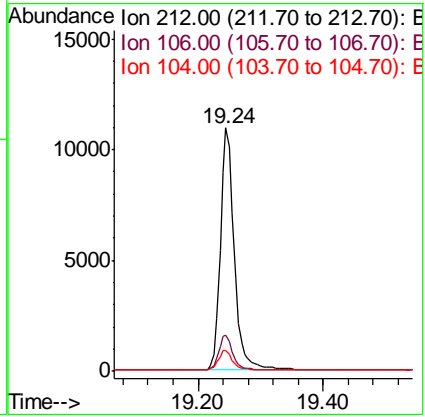
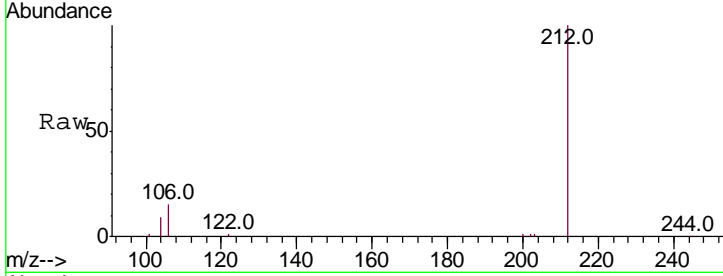




#25
 Fluoranthene-d10
 Concen: 0.375 ng
 RT: 19.24 min Scan# 1920
 Delta R.T. 0.00 min
 Lab File: BN004150.D
 Acq: 20 Dec 2018 15:02

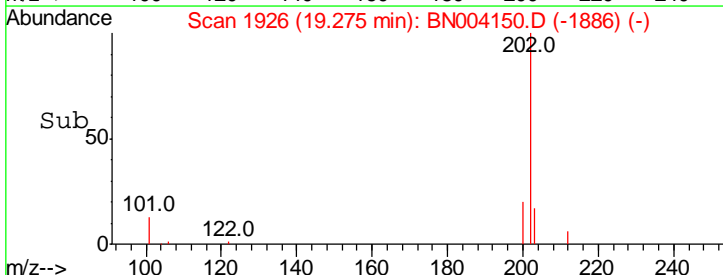
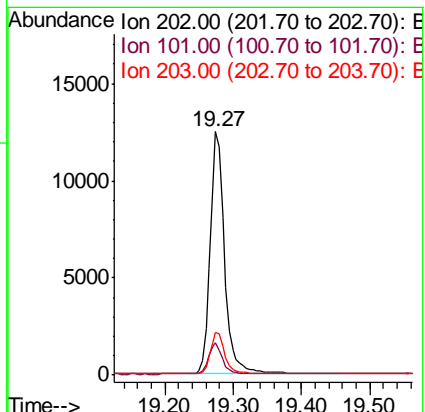
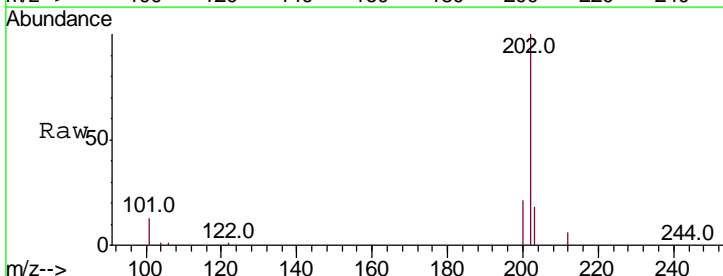
Instrument :
 BNA_N
 ClientSampled :

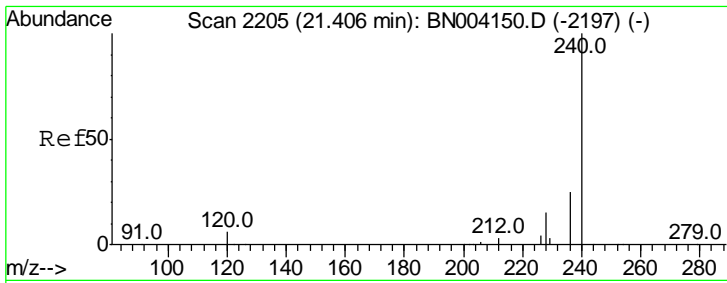
Tgt Ion	Resp	Lower	Upper
212	16969		
106	14.8	10.3	15.5
104	8.1	5.6	8.4



#26
 Fluoranthene
 Concen: 0.376 ng
 RT: 19.27 min Scan# 1926
 Delta R.T. 0.00 min
 Lab File: BN004150.D
 Acq: 20 Dec 2018 15:02

Tgt Ion	Resp	Lower	Upper
202	18459		
101	12.7	9.0	13.4
203	17.1	13.8	20.6

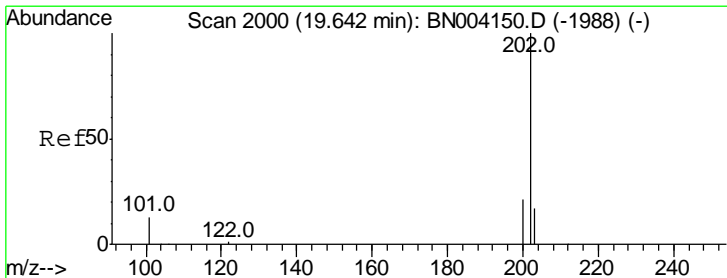
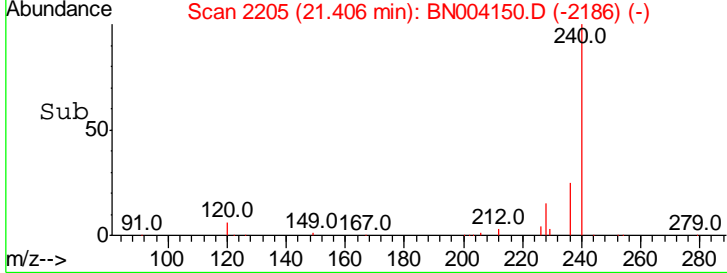
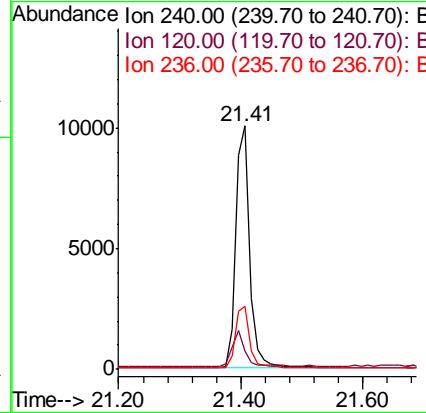
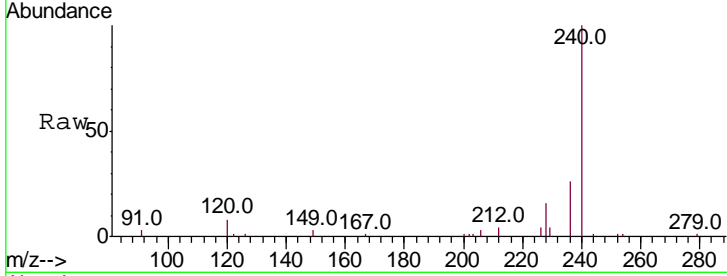




#27
 Chrysene-d12
 Concen: 0.400 ng
 RT: 21.41 min Scan# 2205
 Delta R.T. 0.00 min
 Lab File: BN004150.D
 Acq: 20 Dec 2018 15:02

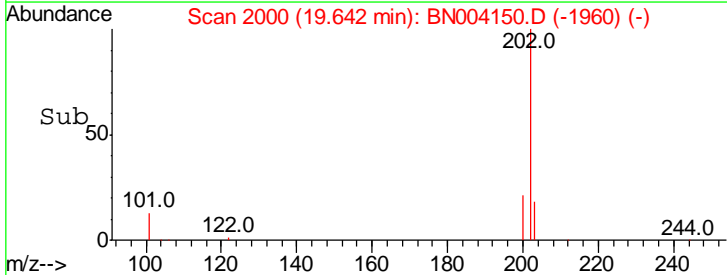
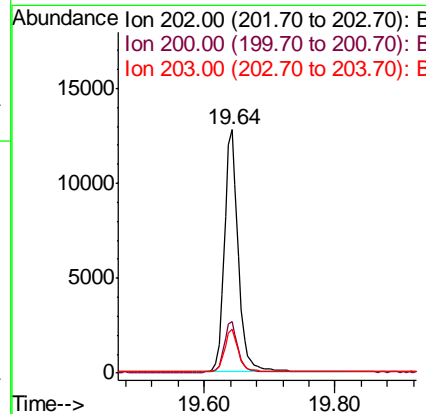
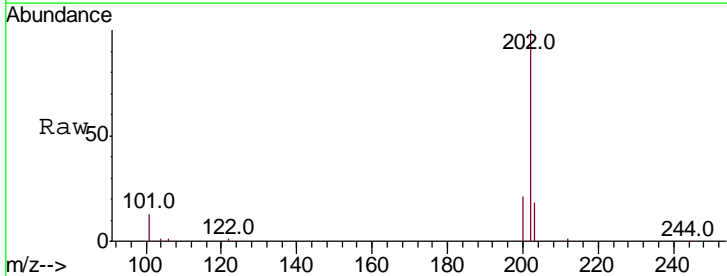
Instrument :
 BNA_N
 ClientSampled :

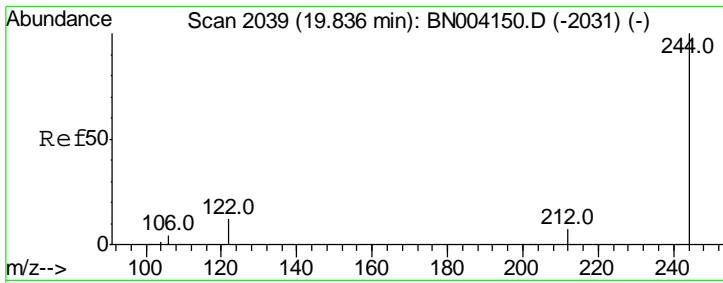
Tgt Ion	Resp	Lower	Upper
240	15981		
120	7.6	9.3	13.9#
236	25.8	21.0	31.4



#28
 Pyrene
 Concen: 0.429 ng
 RT: 19.64 min Scan# 2000
 Delta R.T. 0.00 min
 Lab File: BN004150.D
 Acq: 20 Dec 2018 15:02

Tgt Ion	Resp	Lower	Upper
202	18968		
200	20.7	16.5	24.7
203	17.6	13.9	20.9

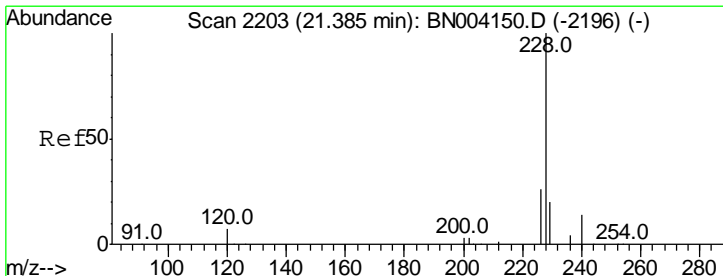
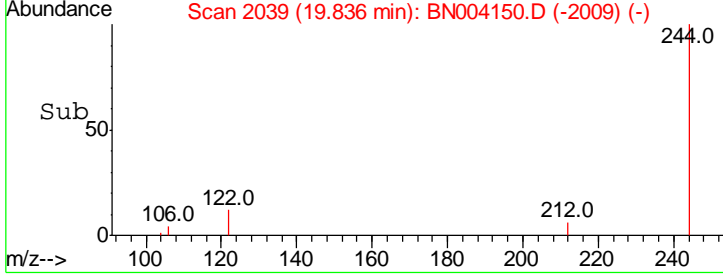
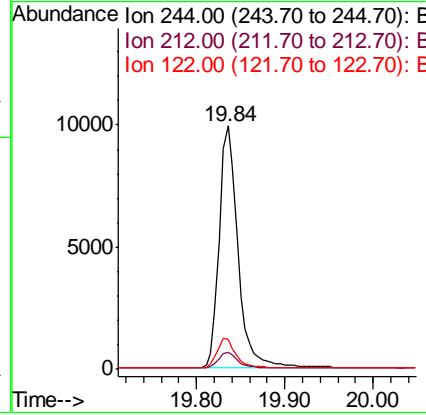
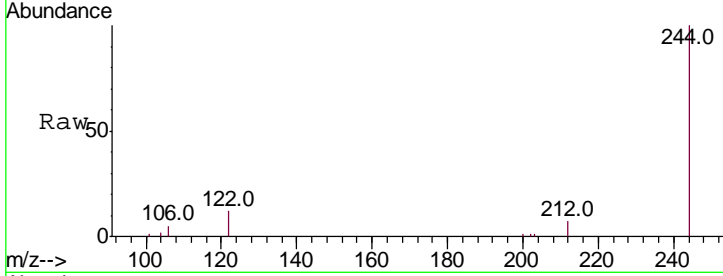




#29
 Terphenyl-d14
 Concen: 0.395 ng
 RT: 19.84 min Scan# 2039
 Delta R.T. 0.00 min
 Lab File: BN004150.D
 Acq: 20 Dec 2018 15:02

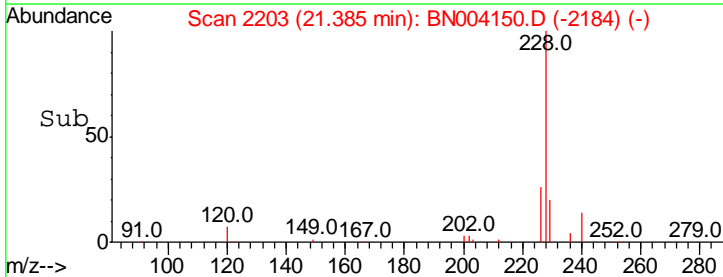
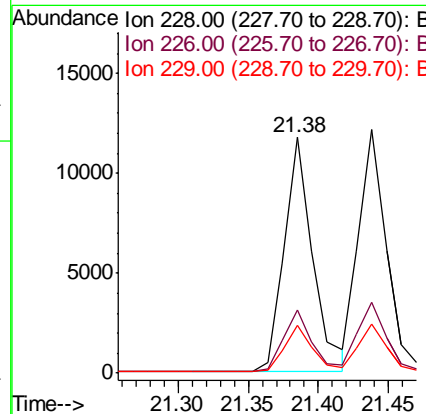

Instrument :
 BNA_N
 ClientSampled :

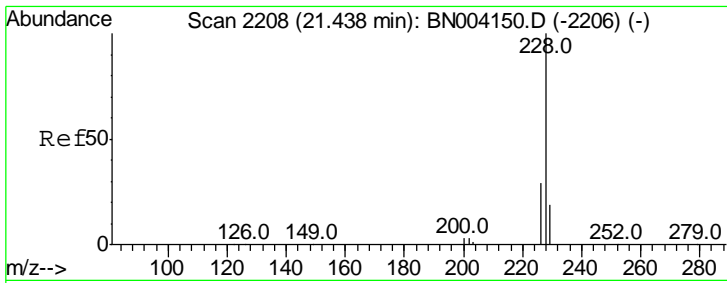
Tgt Ion	Resp	Lower	Upper
244	100		
212	7.1	5.6	8.4
122	12.3	8.5	12.7



#30
 Benzo(a)anthracene
 Concen: 0.400 ng
 RT: 21.38 min Scan# 2203
 Delta R.T. 0.00 min
 Lab File: BN004150.D
 Acq: 20 Dec 2018 15:02

Tgt Ion	Resp	Lower	Upper
228	100		
226	26.9	20.8	31.2
229	20.2	16.1	24.1

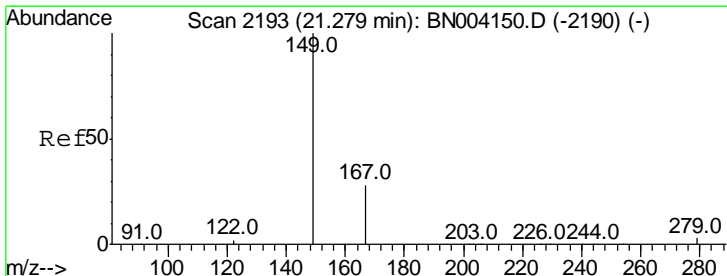
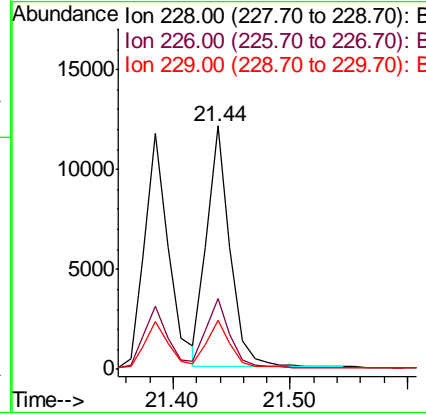
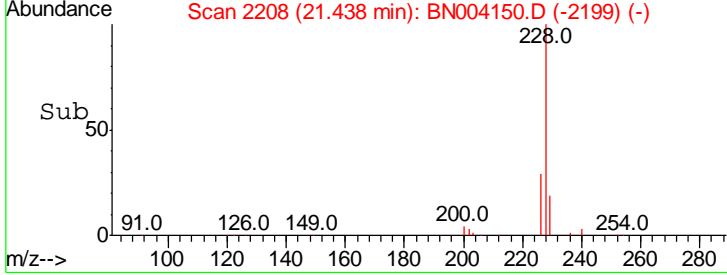
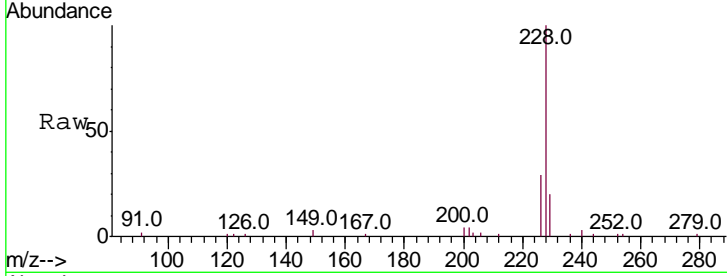




#31
 Chrysene
 Concen: 0.370 ng
 RT: 21.44 min Scan# 2208
 Delta R.T. 0.00 min
 Lab File: BN004150.D
 Acq: 20 Dec 2018 15:02

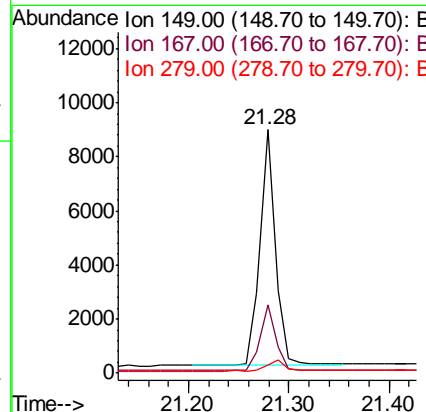
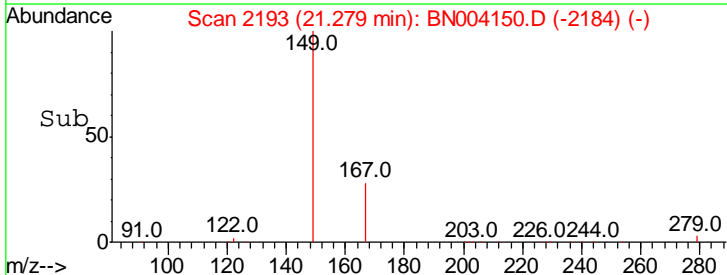
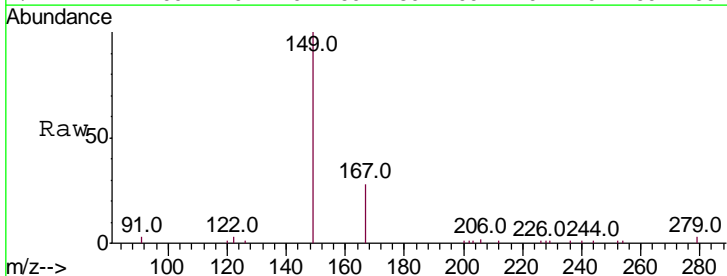
Instrument :
 BNA_N
 ClientSampled :

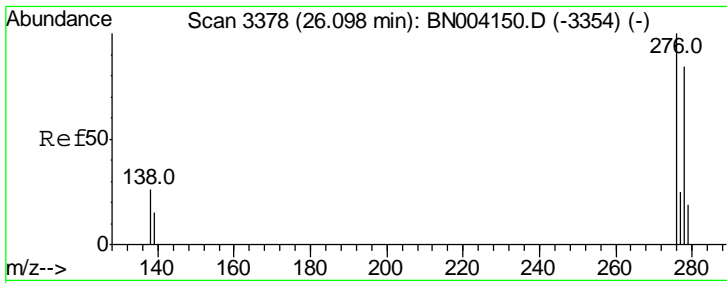
Tgt Ion	Resp	Lower	Upper
228	16695		
226	29.3	22.7	34.1
229	20.0	16.0	24.0



#32
 Bis(2-ethylhexyl)phthalate
 Concen: 0.761 ng
 RT: 21.28 min Scan# 2193
 Delta R.T. 0.00 min
 Lab File: BN004150.D
 Acq: 20 Dec 2018 15:02

Tgt Ion	Resp	Lower	Upper
149	9428		
167	27.9	22.4	33.6
279	4.9	3.9	5.9

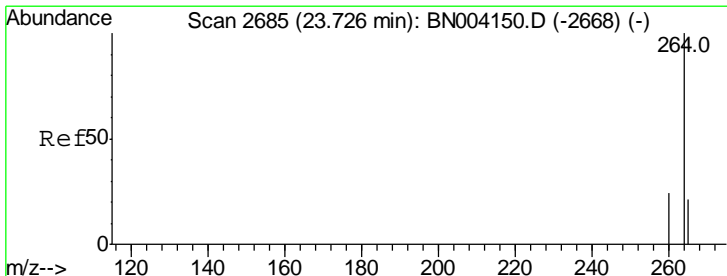
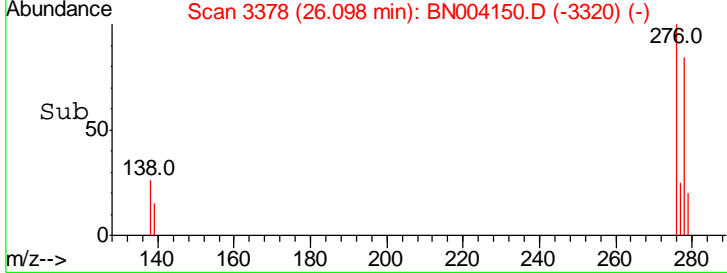
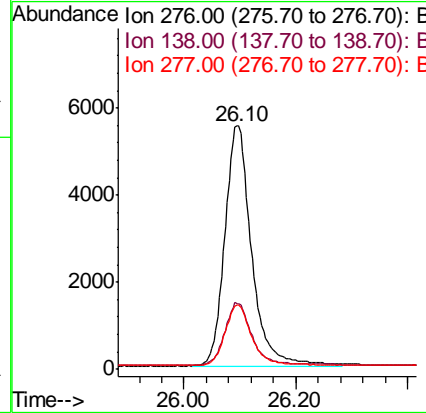
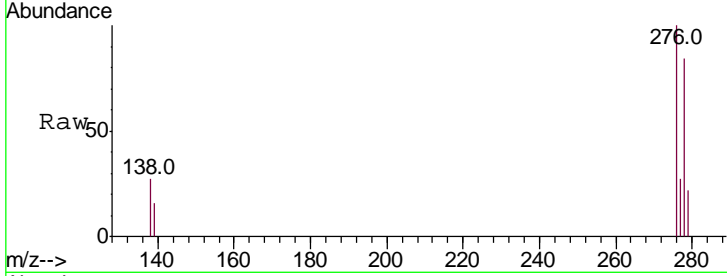




#33
 Indeno(1,2,3-cd)pyrene
 Concen: 0.391 ng
 RT: 26.10 min Scan# 3378
 Delta R.T. 0.00 min
 Lab File: BN004150.D
 Acq: 20 Dec 2018 15:02

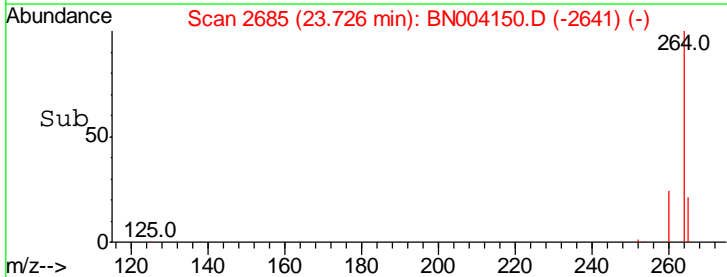
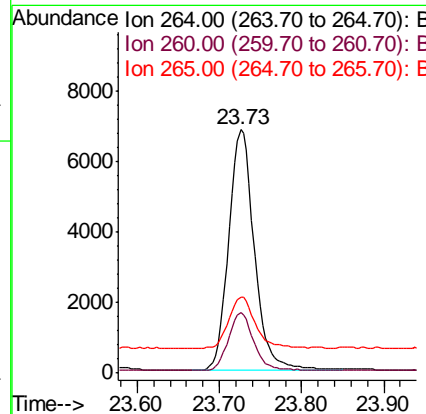
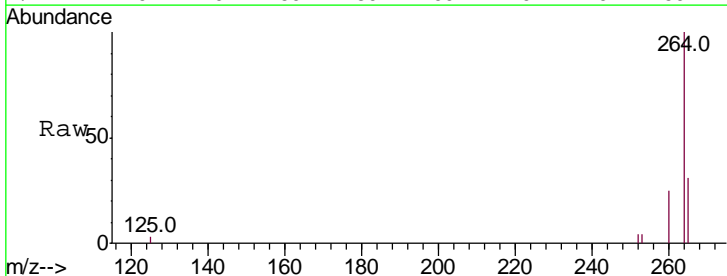
Instrument :
 BNA_N
 ClientSampled :

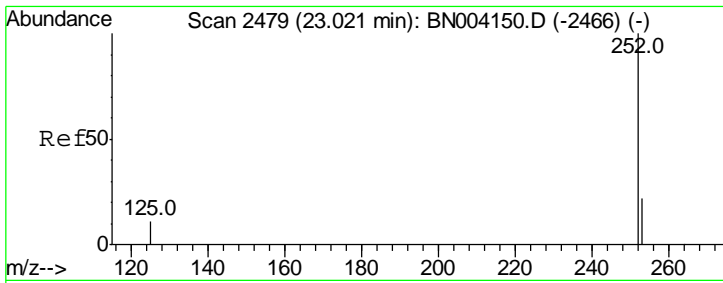
Tgt Ion	Resp	Lower	Upper
276	18297		
276	100		
138	25.8	20.6	30.8
277	25.2	20.0	30.0



#34
 Perylene-d12
 Concen: 0.400 ng
 RT: 23.73 min Scan# 2685
 Delta R.T. 0.00 min
 Lab File: BN004150.D
 Acq: 20 Dec 2018 15:02

Tgt Ion	Resp	Lower	Upper
264	14839		
264	100		
260	24.6	19.1	28.7
265	31.2	26.4	39.6

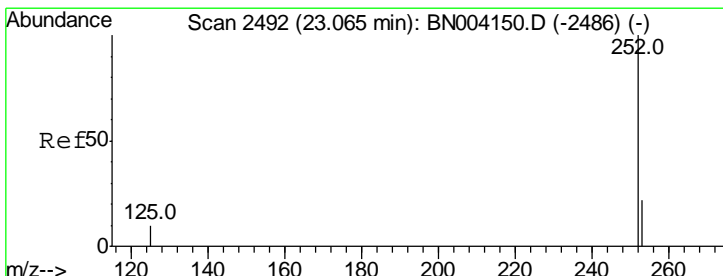
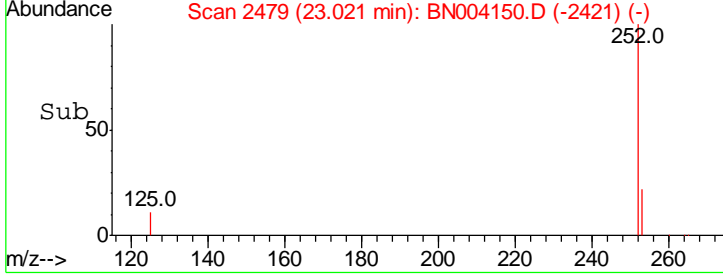
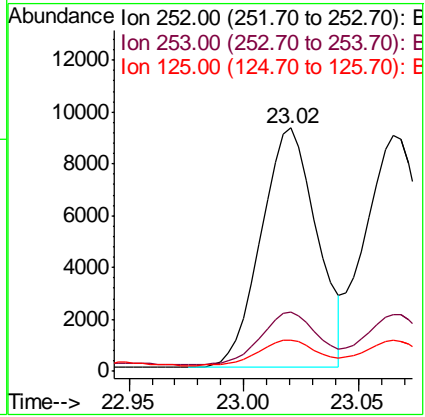
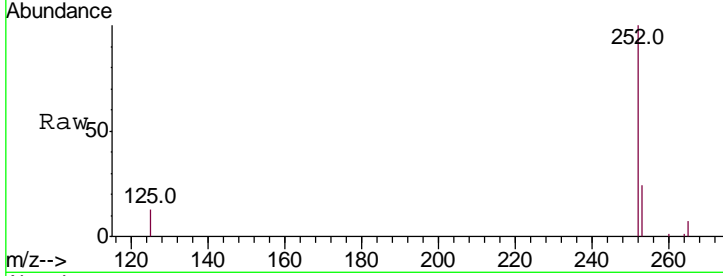




#35
 Benzo(b)fluoranthene
 Concen: 0.337 ng
 RT: 23.02 min Scan# 2479
 Delta R.T. 0.00 min
 Lab File: BN004150.D
 Acq: 20 Dec 2018 15:02

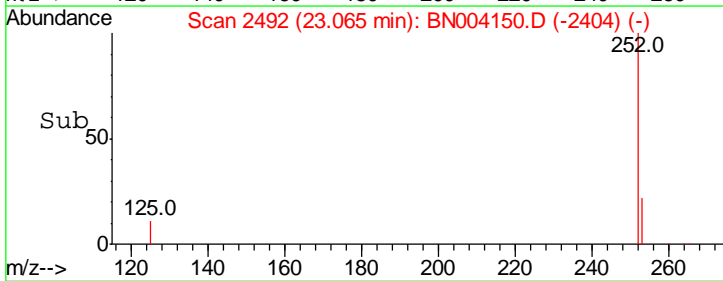
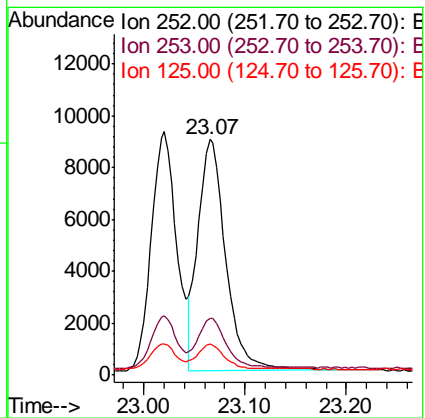
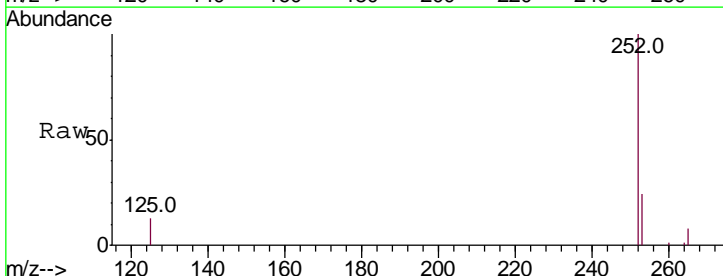
Instrument :
 BNA_N
 ClientSampled :

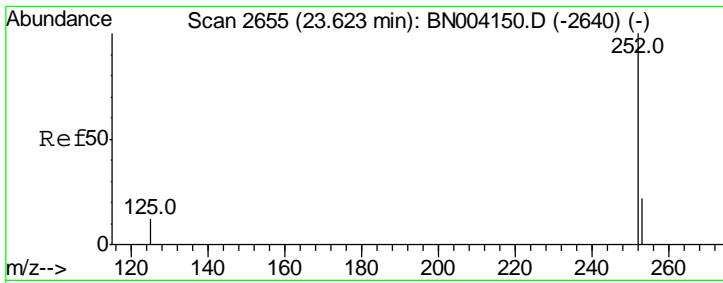
Tgt Ion	Resp	Lower	Upper
252	100		
253	24.2	19.3	28.9
125	12.9	12.7	19.1



#36
 Benzo(k)fluoranthene
 Concen: 0.365 ng
 RT: 23.07 min Scan# 2492
 Delta R.T. 0.00 min
 Lab File: BN004150.D
 Acq: 20 Dec 2018 15:02

Tgt Ion	Resp	Lower	Upper
252	100		
253	24.3	18.5	27.7
125	13.0	9.1	13.7

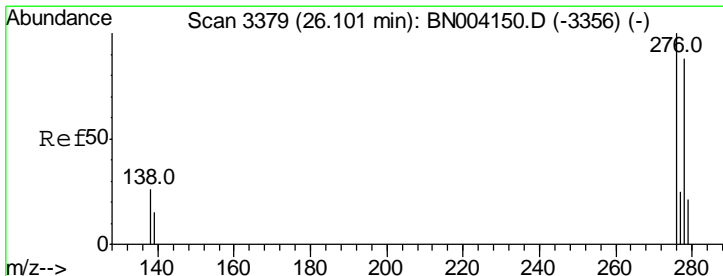
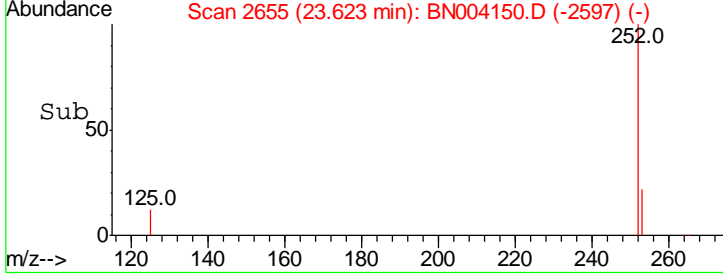
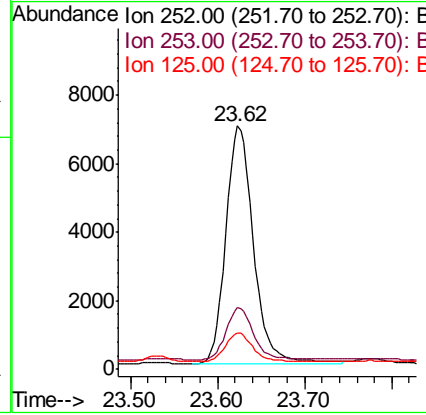
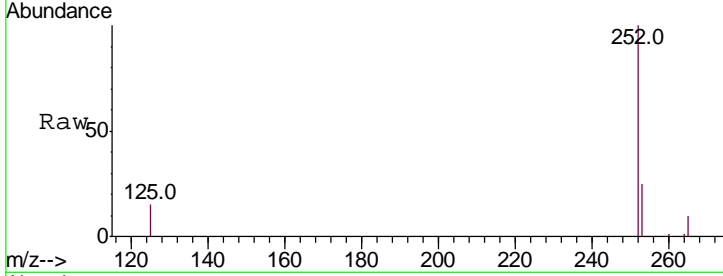




#37
 Benzo(a)pyrene
 Concen: 0.362 ng
 RT: 23.62 min Scan# 2655
 Delta R.T. 0.00 min
 Lab File: BN004150.D
 Acq: 20 Dec 2018 15:02

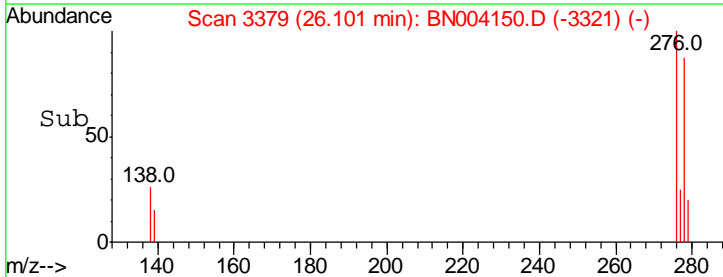
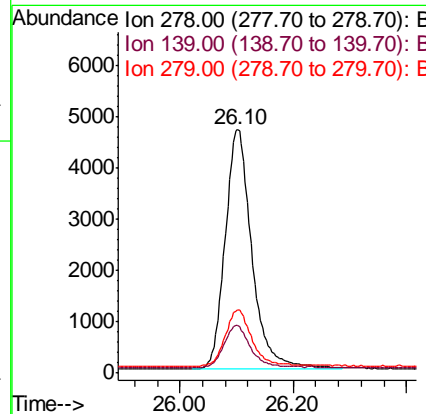
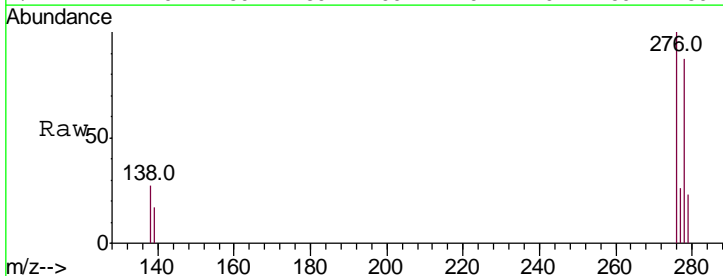
Instrument :
 BNA_N
 ClientSampled :

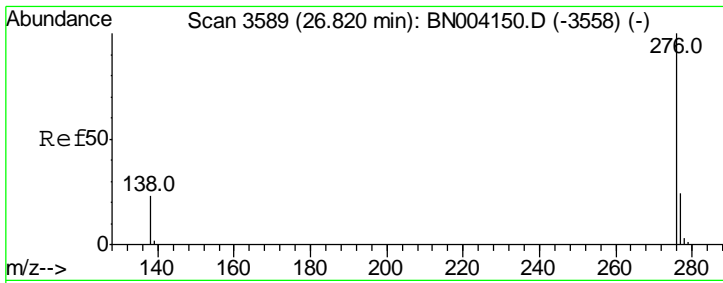
Tgt Ion	Resp	Lower	Upper
252	100		
253	25.3	20.1	30.1
125	14.7	16.0	24.0



#38
 Dibenzo(a,h)anthracene
 Concen: 0.391 ng
 RT: 26.10 min Scan# 3379
 Delta R.T. 0.00 min
 Lab File: BN004150.D
 Acq: 20 Dec 2018 15:02

Tgt Ion	Resp	Lower	Upper
278	100		
139	19.6	13.5	20.3
279	26.0	19.8	29.6





#39
 Benzo(a,h,i)perylene
 Concen: 0.385 ng
 RT: 26.82 min Scan# 3589
 Delta R.T. 0.00 min
 Lab File: BN004150.D
 Acq: 20 Dec 2018 15:02

Instrument :
 BNA_N
 ClientSampleId :

Tot Ion	Ion	Ratio	Lower	Upper
276	276	100		
277	277	25.4	19.5	29.3
138	138	24.5	17.4	26.2

