Quantitation Report (Qedit)

Data Path : Z:\svoasrv\HPCHEM1\BNA_N\Data\BN020123\
Data File : BN023888.D
Acq On : 01 Feb 2023 13:45
Operator : CG/JU
Sample : SSTD00559
Misc :
ALS Vial : 2 Sample Multiplier: 1

Quant Time: Feb 02 01:16:16 2023
Quant Method : Z:\svoasrv\HPCHEM1\BNA_N\Methods\SFAM-EPA-BN020123.M
Quant Title : SVOA CALIBRATION
QLast Update : Thu Feb 02 01:11:49 2023
Response via : Initial Calibration

Instrument :
BNA_N
ClientSampleId :
SSTD005224

Manual IntegrationsAPPROVED

Reviewed By :Jagrut Upadhyay 02/02/2023
Supervised By :Yogesh Patel 02/02/2023

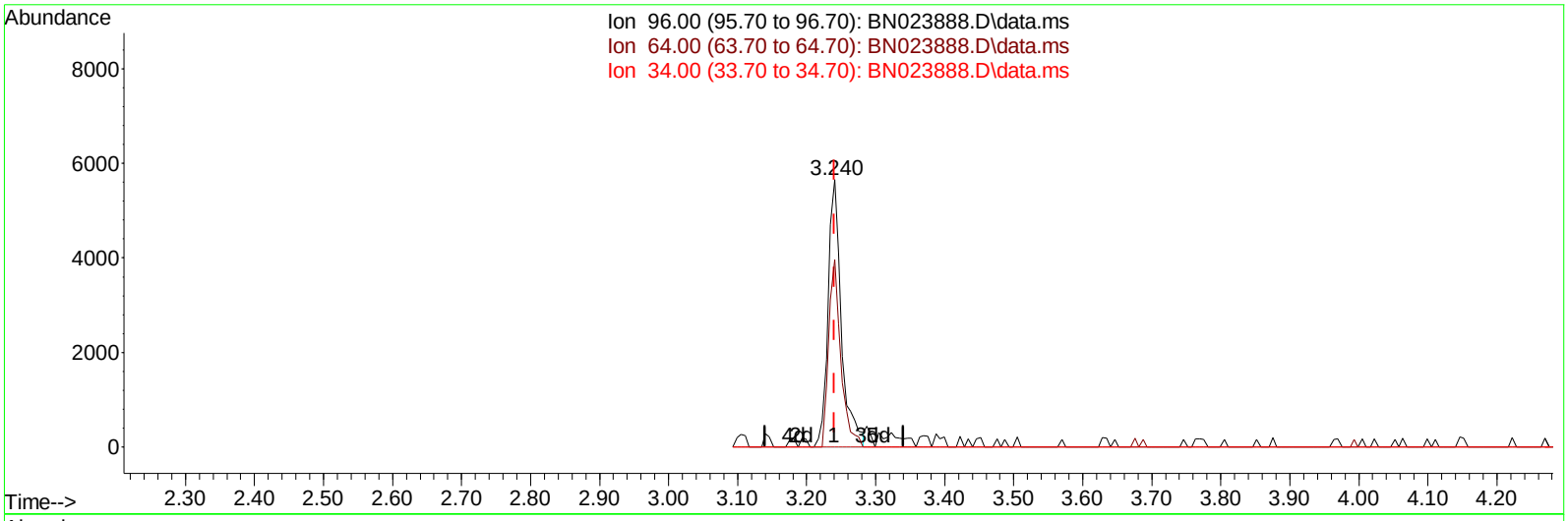

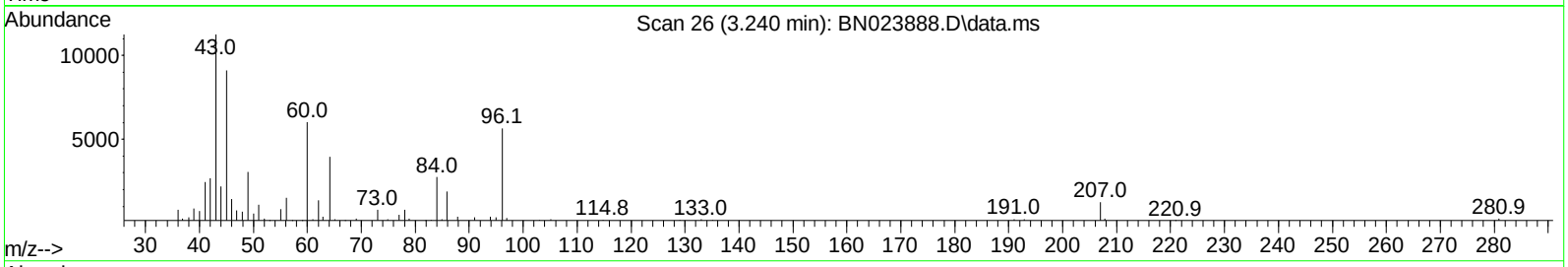

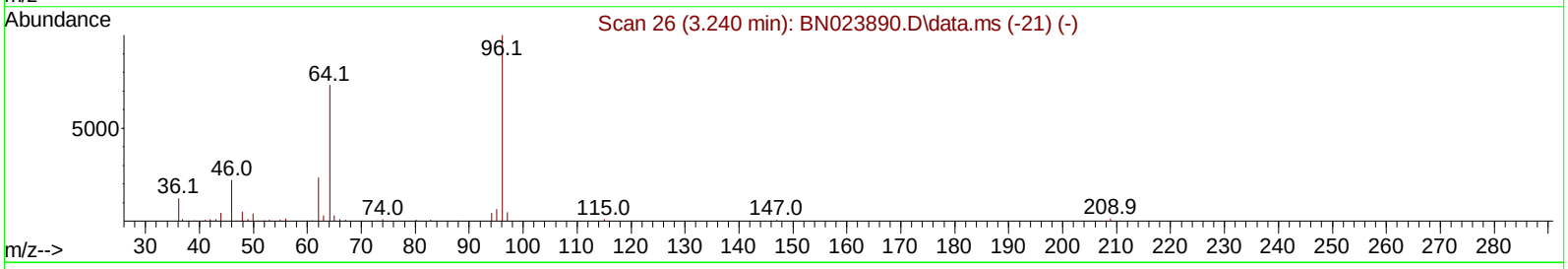

TIC: BN023888.D\data.ms

(3) 1,4-Dioxane-d8 (S)

3.240min (+ 0.000) 2.06 ng/uL

response 7686

Ion	Exp%	Act%
96.00	100.00	100.00
64.00	73.10	70.06
34.00	0.00	0.00
0.00	0.00	0.00

Quantitation Report (Qedit)

Data Path : Z:\svoasrv\HPCHEM1\BNA_N\Data\BN020123\
Data File : BN023888.D
Acq On : 01 Feb 2023 13:45
Operator : CG/JU
Sample : SSTD00559
Misc :
ALS Vial : 2 Sample Multiplier: 1

Quant Time: Feb 02 01:16:16 2023
Quant Method : Z:\svoasrv\HPCHEM1\BNA_N\Methods\SFAM-EPA-BN020123.M
Quant Title : SVOA CALIBRATION
QLast Update : Thu Feb 02 01:11:49 2023
Response via : Initial Calibration

Instrument :
BNA_N
ClientSampleId :
SSTD005224

Manual IntegrationsAPPROVED

Reviewed By :Jagrut Upadhyay 02/02/2023
Supervised By :Yogesh Patel 02/02/2023

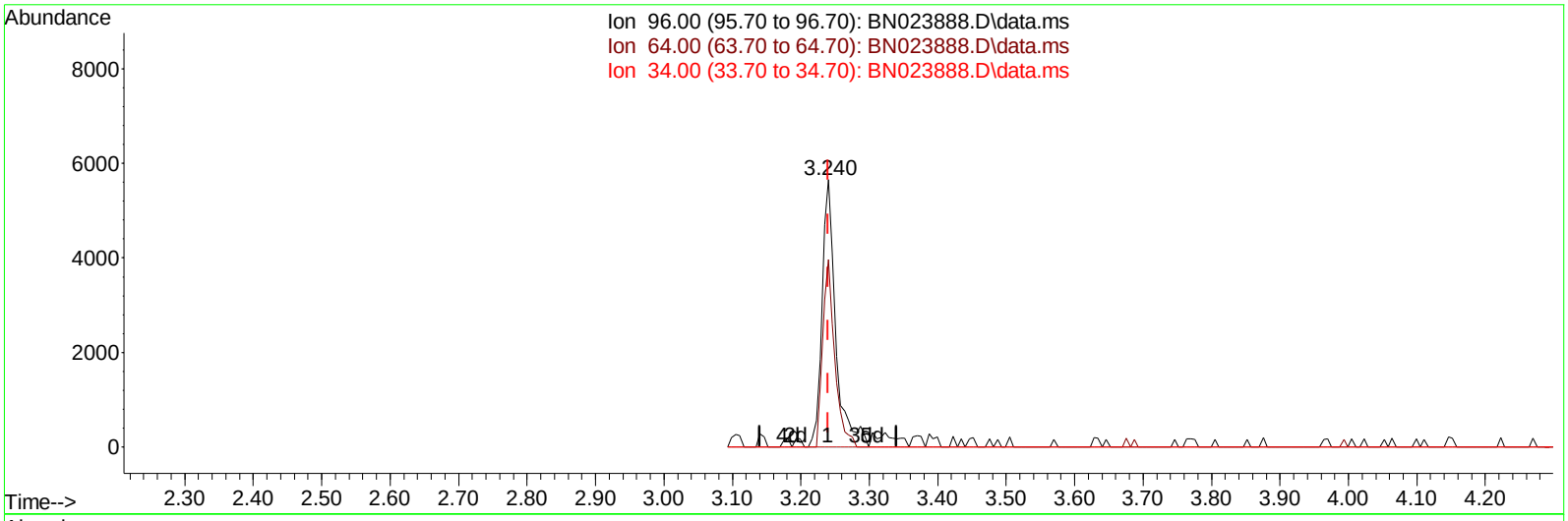

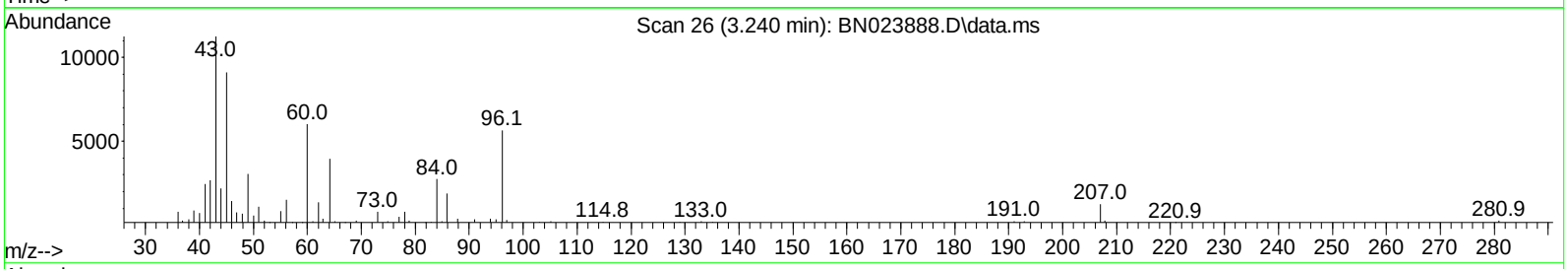

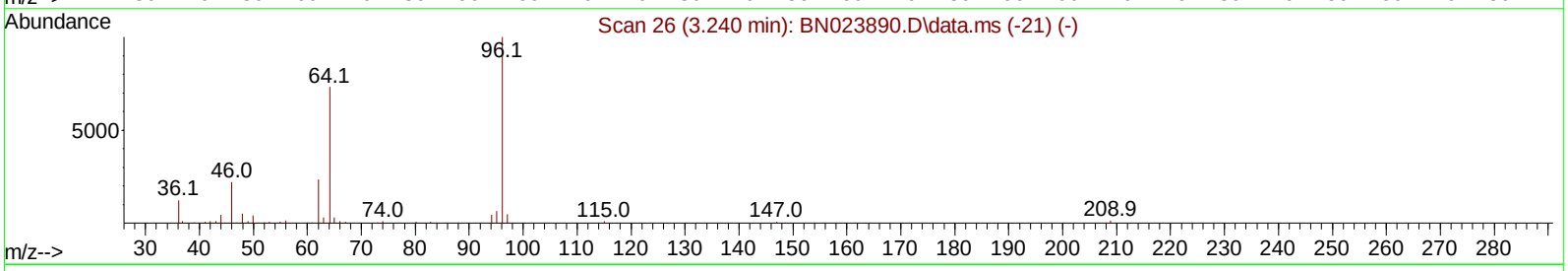

TIC: BN023888.D\data.ms

(3) 1,4-Dioxane-d8 (S)

3.240min (+ 0.000) 2.13 ng/uL m

response 7919

Ion	Exp%	Act%
96.00	100.00	100.00
64.00	73.10	70.06
34.00	0.00	0.00
0.00	0.00	0.00

Quantitation Report (QT Reviewed)

Data Path : Z:\svoasrv\HPCHEM1\BNA_N\Data\BN020123\
Data File : BN023888.D
Acq On : 01 Feb 2023 13:45
Operator : CG/JU
Sample : SSTD00559
Misc :
ALS Vial : 2 Sample Multiplier: 1

Quant Time: Feb 02 01:16:16 2023
Quant Method : Z:\svoasrv\HPCHEM1\BNA_N\Methods\SFAM-EPA-BN020123.M
Quant Title : SVOA CALIBRATION
QLast Update : Thu Feb 02 01:11:49 2023
Response via : Initial Calibration

Instrument :
BNA_N
ClientSampleId :
SSTD005224

Manual IntegrationsAPPROVED

Reviewed By :Jagrut Upadhyay 02/02/2023
Supervised By :Yogesh Patel 02/02/2023

Compound	R.T.	QIon	Response	Conc Units	Dev(Min)
Internal Standards					
1) 1,4-Dichlorobenzene-d4	7.852	152	151814	20.000 ng/ul	0.00
20) Naphthalene-d8	10.658	136	614938	20.000 ng/ul	0.00
38) Acenaphthene-d10	14.504	164	410879	20.000 ng/ul	0.00
64) Phenanthrene-d10	17.251	188	941437	20.000 ng/ul	0.00
79) Chrysene-d12	21.445	240	910459	20.000 ng/ul	0.00
88) Perylene-d12	23.851	264	879889	20.000 ng/ul	0.00
System Monitoring Compounds					
3) 1,4-Dioxane-d8	3.240	96	7919m	2.126 ng/uL	0.00
4) Pyridine-d5	0.000	84	0d	0.000 ng/ul	
7) Phenol-d5	0.000	99	0d	0.000 ng/ul	
9) Bis-(2-Chloroethyl)eth...	0.000	67	0d	0.000 ng/ul	
11) 2-Chlorophenol-d4	7.381	132	47176	4.551 ng/ul	0.00
15) 4-Methylphenol-d8	0.000	113	0d	0.000 ng/ul	
21) Nitrobenzene-d5	9.022	128	22508	4.511 ng/ul	0.00
24) 2-Nitrophenol-d4	9.740	143	25102	4.422 ng/ul	0.00
28) 2,4-Dichlorophenol-d3	10.281	165	48701	4.594 ng/ul	0.00
31) 4-Chloroaniline-d4	0.000	131	0d	0.000 ng/ul	
46) Dimethylphthalate-d6	13.916	166	154858	4.721 ng/ul	0.00
49) Acenaphthylene-d8	14.198	160	158920	4.478 ng/ul	0.00
54) 4-Nitrophenol-d4	0.000	143	0d	0.000 ng/ul	
60) Fluorene-d10	15.498	176	132515	4.819 ng/ul	0.00
65) 4,6-Dinitro-2-methylph...	0.000	200	0d	0.000 ng/ul	
73) Anthracene-d10	17.351	188	205826	4.696 ng/ul	0.00
81) Pyrene-d10	19.645	212	256206	4.635 ng/ul	0.00
92) Benzo(a)pyrene-d12	23.686	264	214310	4.693 ng/ul	0.00
Target Compounds					Qvalue
2) 1,4-Dioxane	3.276	88	7431	1.918 ng/uL#	1
12) 2-Chlorophenol	7.411	128	47468	4.525 ng/ul	99
17) N-Nitroso-di-n-propyla...	8.663	70	41086	4.595 ng/ul	97
19) Hexachloroethane	8.928	117	19613	4.464 ng/ul	96
22) Nitrobenzene	9.063	77	58209	4.647 ng/ul	99
23) Isophorone	9.587	82	108048	4.571 ng/ul	100
25) 2-Nitrophenol	9.775	139	25535	4.332 ng/ul	99
26) 2,4-Dimethylphenol	9.840	107	53875	4.615 ng/ul	95
27) Bis(2-Chloroethoxy)met...	10.075	93	69601	4.819 ng/ul	99
29) 2,4-Dichlorophenol	10.310	162	47372	4.631 ng/ul	98
30) Naphthalene	10.710	128	164484	4.939 ng/ul	99
33) Hexachlorobutadiene	10.987	225	34162	4.766 ng/ul	94
35) 4-Chloro-3-methylphenol	11.957	107	50267	4.585 ng/ul	97
36) 2-Methylnaphthalene	12.322	142	107861	4.767 ng/ul	99
37) 1-Methylnaphthalene	12.546	142	110926	4.792 ng/ul	93
39) 1,2,4,5-Tetrachloroben...	12.693	216	66675	4.723 ng/ul	95
41) 2,4,6-Trichlorophenol	12.934	196	41898	4.498 ng/ul	100
42) 2,4,5-Trichlorophenol	13.004	196	45877	4.547 ng/ul	96
43) 1,1'-Biphenyl	13.334	154	158857	4.906 ng/ul	97
44) 2-Chloronaphthalene	13.375	162	118422	4.701 ng/ul	99
45) 2-Nitroaniline	13.593	65	33178	4.386 ng/ul	94
47) Dimethylphthalate	13.963	163	155169	4.766 ng/ul	99
48) 2,6-Dinitrotoluene	14.087	165	26484	4.103 ng/ul	91

Quantitation Report (QT Reviewed)

Data Path : Z:\svoasrv\HPCHEM1\BNA_N\Data\BN020123\
Data File : BN023888.D
Acq On : 01 Feb 2023 13:45
Operator : CG/JU
Sample : SSTD00559
Misc :
ALS Vial : 2 Sample Multiplier: 1

Instrument :
BNA_N
ClientSampleId :
SSTD005224

Manual IntegrationsAPPROVED

Reviewed By :Jagrut Upadhyay 02/02/2023
Supervised By :Yogesh Patel 02/02/2023

Quant Time: Feb 02 01:16:16 2023
Quant Method : Z:\svoasrv\HPCHEM1\BNA_N\Methods\SFAM-EPA-BN020123.M
Quant Title : SVOA CALIBRATION
QLast Update : Thu Feb 02 01:11:49 2023
Response via : Initial Calibration

Compound	R.T.	QIon	Response	Conc Units	Dev(Min)
50) Acenaphthylene	14.222	152	178014	4.671 ng/ul	99
52) Acenaphthene	14.569	153	126247	4.772 ng/ul	96
56) Dibenzofuran	14.904	168	183141	4.852 ng/ul	100
57) 2,4-Dinitrotoluene	14.869	165	37998	4.161 ng/ul#	97
58) 2,3,4,6-Tetrachlorophenol	15.128	232	41438	4.605 ng/ul#	97
59) Diethylphthalate	15.328	149	156072	4.825 ng/ul	99
61) Fluorene	15.551	166	155413	5.035 ng/ul	96
62) 4-Chlorophenyl-phenyle...	15.545	204	80828	4.992 ng/ul	98
67) N-Nitrosodiphenylamine	15.763	169	128977	4.745 ng/ul	99
68) 4-Bromophenyl-phenylether	16.440	248	50958	4.622 ng/ul	96
69) Hexachlorobenzene	16.551	284	60656	4.762 ng/ul	92
72) Phenanthrene	17.292	178	244198	4.816 ng/ul	99
74) Anthracene	17.387	178	239203	4.733 ng/ul	98
75) 1,2,3,4-Tetrachloroben...	13.299	216	65867	4.548 ng/uL	97
76) Pentachlorobenzene	14.822	250	67535	4.676 ng/uL	94
78) Di-n-butylphthalate	18.222	149	980369	10.329 ng/ul	100
80) Fluoranthene	19.310	202	293895	4.554 ng/ul	100
82) Pyrene	19.675	202	311697	4.749 ng/ul	98
83) Butylbenzylphthalate	20.581	149	120739	4.411 ng/ul	100
85) Benzo(a)anthracene	21.433	228	295862	4.689 ng/ul	96
86) Bis(2-ethylhexyl)phtha...	21.357	149	182308	4.514 ng/ul	95
87) Chrysene	21.486	228	279832	4.807 ng/ul	96
90) Benzo(b)fluoranthene	23.116	252	292087	4.813 ng/ul	98
91) Benzo(k)fluoranthene	23.163	252	275300	4.804 ng/ul	98
93) Benzo(a)pyrene	23.739	252	242283	4.746 ng/ul	97
94) Indeno(1,2,3-cd)pyrene	26.327	276	296671	4.817 ng/ul	99
95) Dibenzo(a,h)anthracene	26.351	278	243948	4.788 ng/ul	99
96) Benzo(g,h,i)perylene	27.080	276	227173	4.683 ng/ul	98

(#) = qualifier out of range (m) = manual integration (+) = signals summed

Quantitation Report (QT Reviewed)

Data Path : Z:\svoasrv\HPCHEM1\BNA_N\Data\BN020123\
Data File : BN023888.D
Acq On : 01 Feb 2023 13:45
Operator : CG/JU
Sample : SSTD00559
Misc :
ALS Vial : 2 Sample Multiplier: 1

Quant Time: Feb 02 01:16:16 2023
Quant Method : Z:\svoasrv\HPCHEM1\BNA_N\Methods\SFAM-EPA-BN020123.M
Quant Title : SVOA CALIBRATION
QLast Update : Thu Feb 02 01:11:49 2023
Response via : Initial Calibration

Instrument :
BNA_N
ClientSampleId :
SSTD005224

Manual IntegrationsAPPROVED
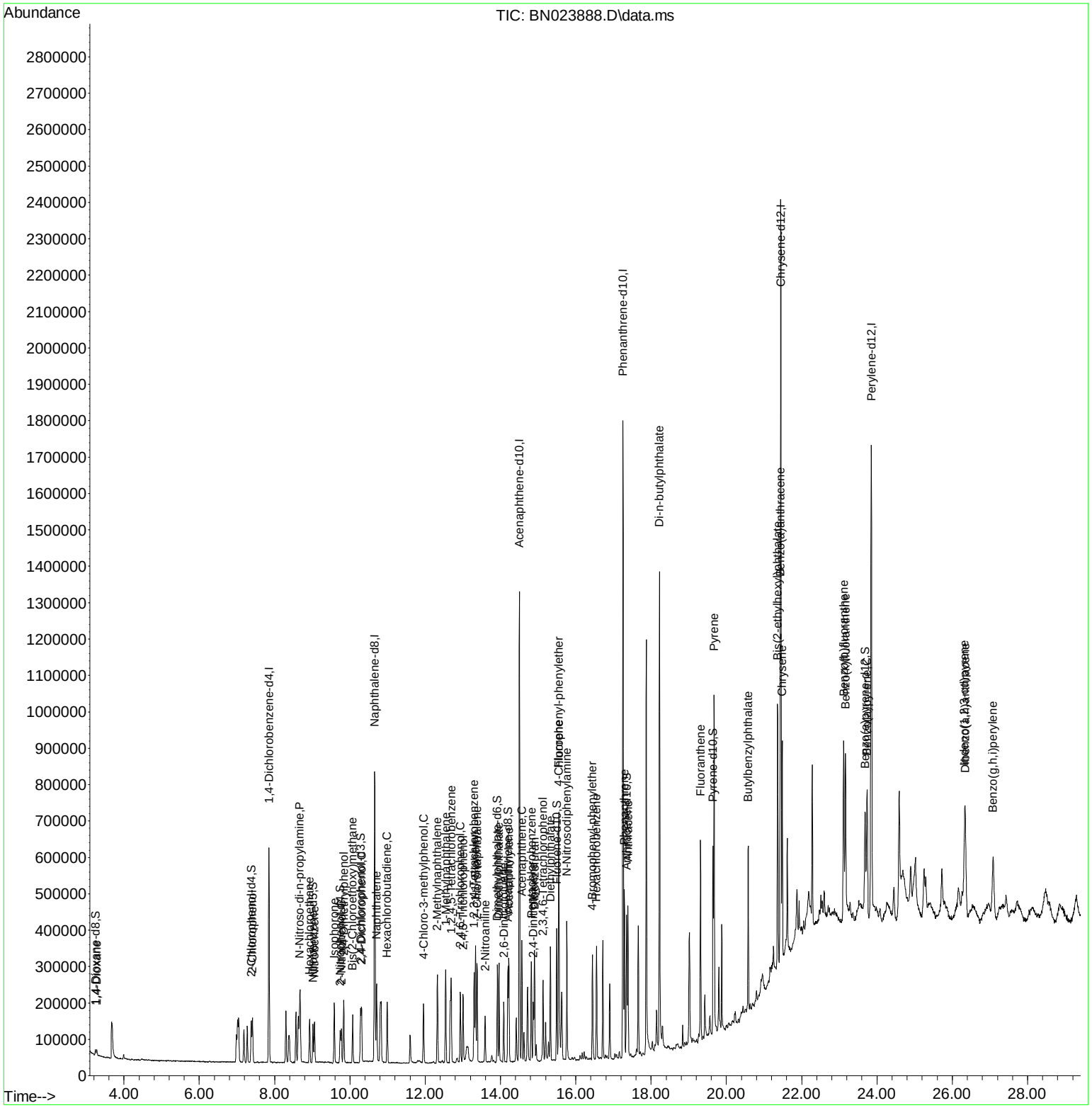
Reviewed By :Jagrut Upadhyay 02/02/2023
Supervised By :Yogesh Patel 02/02/2023