

Data Path : Z:\SVOASRV\HPCHEM1\BNA_N\DATA\BN070219\
 Data File : BN006700.D
 Acq On : 02 Jul 2019 20:02
 Operator : HP/JU
 Sample : K3505-03
 Misc :
 ALS Vial : 14 Sample Multiplier: 1

Instrument :
 BNA_N
 ClientSampleId :
 PST-013-B212-062019

Quant Time: Jul 03 04:50:14 2019
 Quant Method : Z:\SVOASRV\HPCHEM1\BNA_N\METHODS\8270-SIM-BN070219.M
 Quant Title : ASP BNA STANDARDS FOR 5 POINT CALIBRATION
 QLast Update : Tue Jul 02 17:43:33 2019
 Response via : Initial Calibration

Internal Standards	R.T.	QIon	Response	Conc	Units	Dev(Min)
1) 1,4-Dichlorobenzene-d4	7.62	152	4310	0.40	ng	0.00
7) Naphthalene-d8	10.39	136	16122	0.40	ng	0.00
13) Acenaphthene-d10	14.27	164	8556	0.40	ng	0.00
19) Phenanthrene-d10	17.03	188	17400	0.40	ng	0.00
27) Chrysene-d12	21.25	240	14355	0.40	ng	-0.01
34) Perylene-d12	23.47	264	14640	0.40	ng	-0.03

System Monitoring Compounds

4) 2-Fluorophenol	5.25	112	2394	0.20	ng	0.02
5) Phenol-d6	6.82	99	3256	0.22	ng	0.00
8) Nitrobenzene-d5	8.82	82	2188	0.18	ng	0.03
11) 2-Methylnaphthalene-d10	12.00	152	5417	0.22	ng	0.00
14) 2,4,6-Tribromophenol	15.79	330	810	0.19	ng	0.00
15) 2-Fluorobiphenyl	12.88	172	7057	0.21	ng	0.00
25) Fluoranthene-d10	19.07	212	9988	0.20	ng	0.00
29) Terphenyl-d14	19.67	244	6821	0.21	ng	0.00

Target Compounds

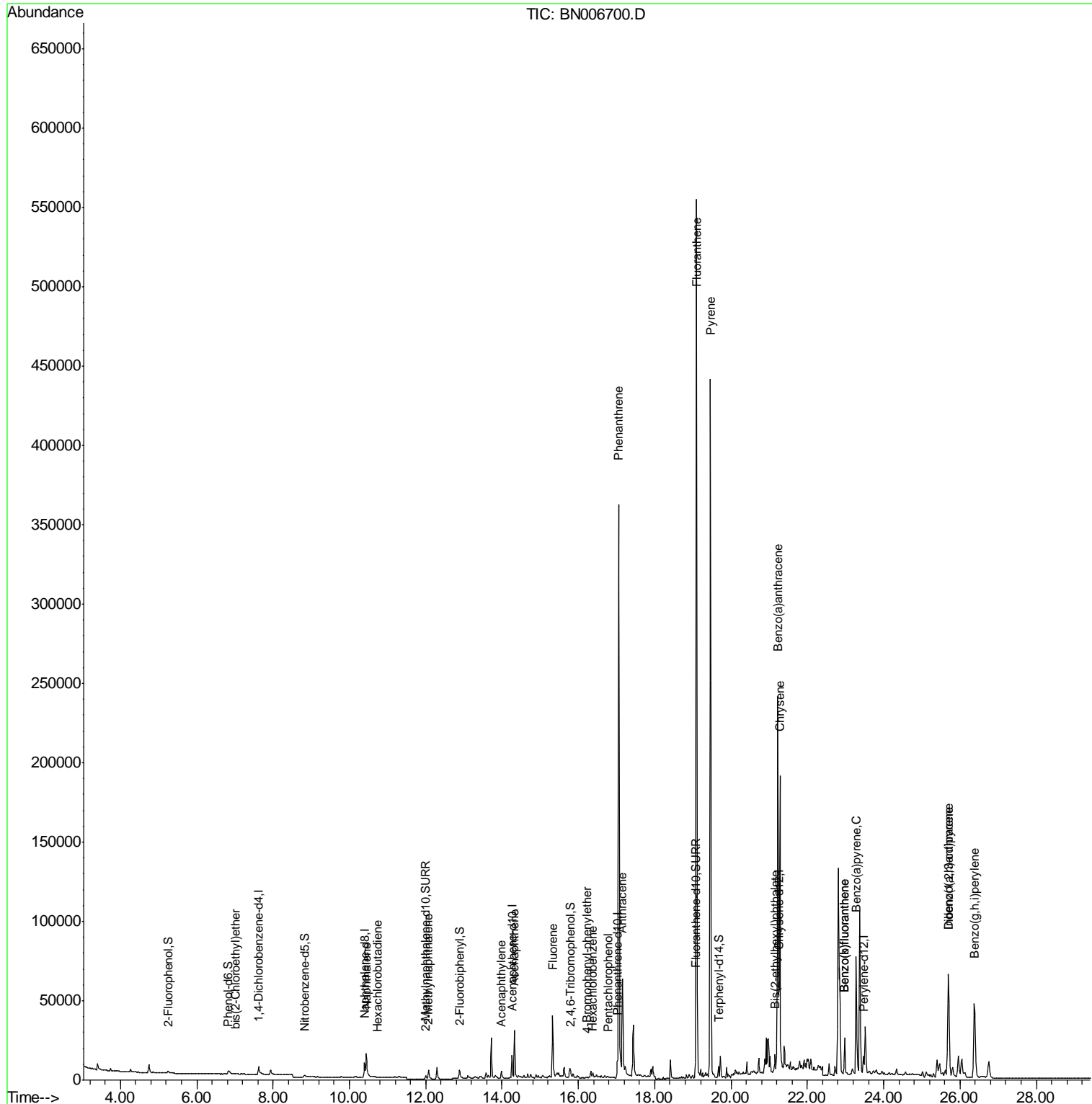
Target Compounds	R.T.	QIon	Response	Conc	Units	Qvalue
6) bis(2-Chloroethyl)ether	7.03	93	15	0.001	ng	# 22
9) Naphthalene	10.44	128	24910	0.565	ng	99
10) Hexachlorobutadiene	10.73	225	3	0.000	ng	# 18
12) 2-Methylnaphthalene	12.07	142	7096	0.207	ng	99
16) Acenaphthylene	13.99	152	4639	0.109	ng	96
17) Acenaphthene	14.32	154	16346	0.601	ng	99
18) Fluorene	15.32	166	27932	0.827	ng	97
20) 4-Bromophenyl-phenylether	16.24	248	4	0.000	ng	# 12
21) Hexachlorobenzene	16.37	284	1	0.000	ng	# 1
22) Pentachlorophenol	16.78	266	27	0.224	ng	# 80
23) Phenanthrene	17.06	178	410676	8.189	ng	100
24) Anthracene	17.15	178	88281	1.948	ng	98
26) Fluoranthene	19.10	202	501457	8.515	ng	99
28) Pyrene	19.46	202	391247	6.811	ng	97
30) Benzo(a)anthracene	21.23	228	189799	3.834	ng	100
31) Chrysene	21.28	228	171005	3.351	ng	98
32) Bis(2-ethylhexyl)phthalate	21.15	149	9557	0.065	ng	100
33) Indeno(1,2,3-cd)pyrene	25.70	276	101811	1.668	ng	96
35) Benzo(b)fluoranthene	22.98	252	23433	0.499	ng	94
36) Benzo(k)fluoranthene	22.98	252	29810	0.585	ng	94
37) Benzo(a)pyrene	23.28	252	99008	2.175	ng	94
38) Dibenzo(a,h)anthracene	25.70	278	26742	0.591	ng	95
39) Benzo(g,h,i)perylene	26.38	276	98793	2.122	ng	96

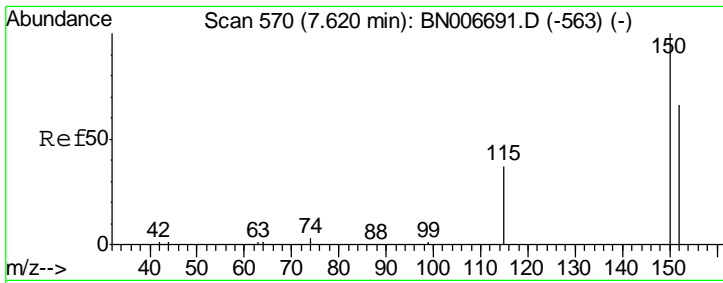
(#) = qualifier out of range (m) = manual integration (+) = signals summed

Data Path : Z:\SVOASRV\HPCHEM1\BNA_N\DATA\BN070219\
 Data File : BN006700.D
 Acq On : 02 Jul 2019 20:02
 Operator : HP/JU
 Sample : K3505-03
 Misc :
 ALS Vial : 14 Sample Multiplier: 1

Instrument :
 BNA_N
 ClientSampleId :
 PST-013-B212-062019

Quant Time: Jul 03 04:50:14 2019
 Quant Method : Z:\SVOASRV\HPCHEM1\BNA_N\METHODS\8270-SIM-BN070219.M
 Quant Title : ASP BNA STANDARDS FOR 5 POINT CALIBRATION
 QLast Update : Tue Jul 02 17:43:33 2019
 Response via : Initial Calibration

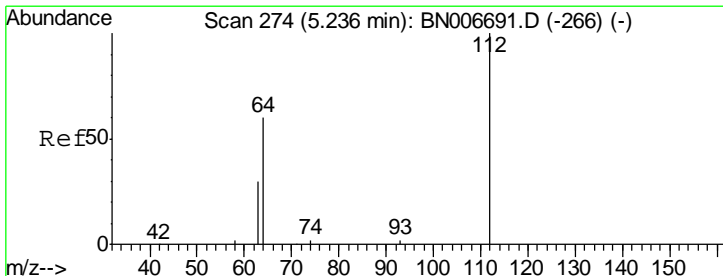
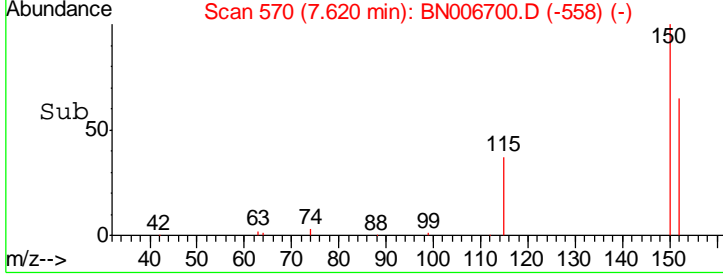
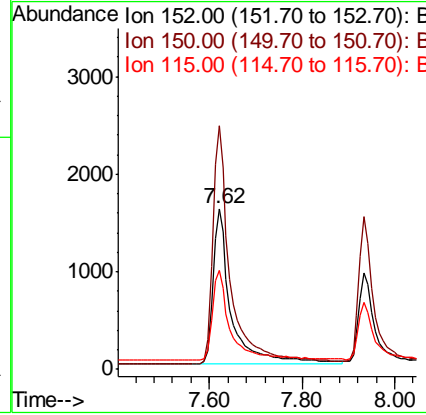
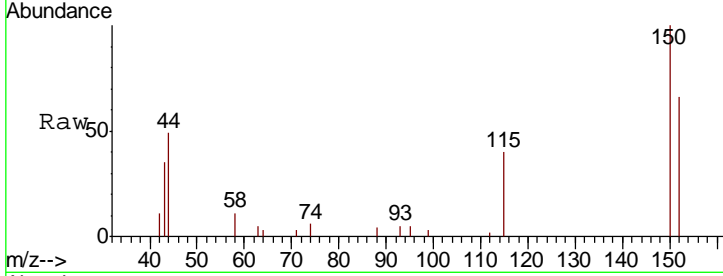




#1
 1,4-Dichlorobenzene-d4
 Concen: 0.400 ng
 RT: 7.62 min Scan# 570
 Delta R.T. 0.00 min
 Lab File: BN006700.D
 Acq: 02 Jul 2019 20:02

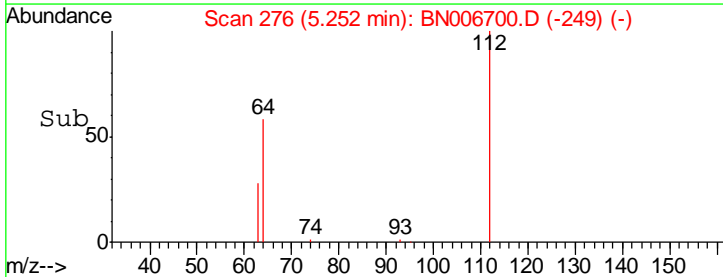
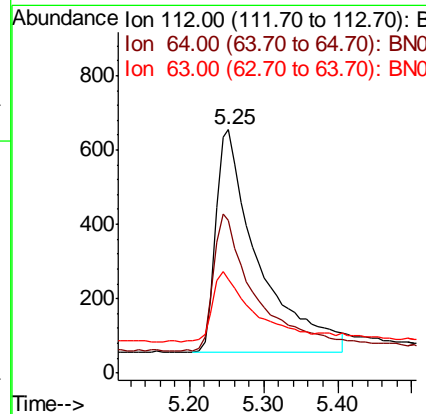
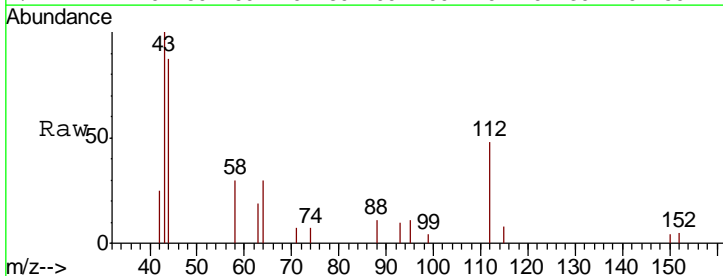
Instrument :
 BNA_N
ClientSampled :
 PST-013-B212-062019

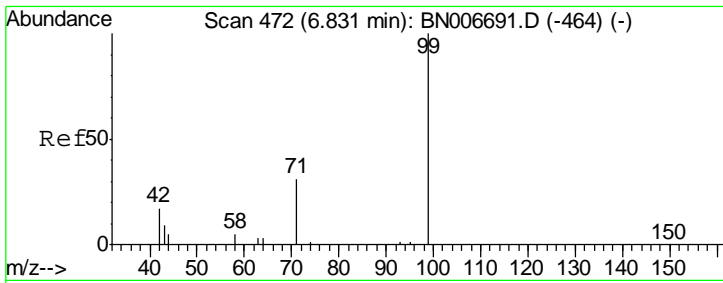
Tgt Ion	Resp	Lower	Upper
152	100		
150	151.8	120.6	181.0
115	61.4	51.0	76.6



#4
 2-Fluorophenol
 Concen: 0.205 ng
 RT: 5.25 min Scan# 276
 Delta R.T. 0.02 min
 Lab File: BN006700.D
 Acq: 02 Jul 2019 20:02

Tgt Ion	Resp	Lower	Upper
112	100		
64	60.5	49.8	74.6
63	31.2	25.8	38.6

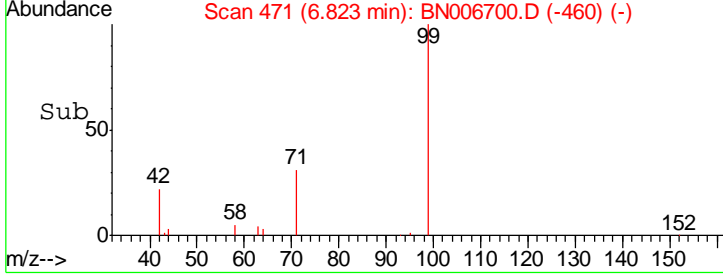
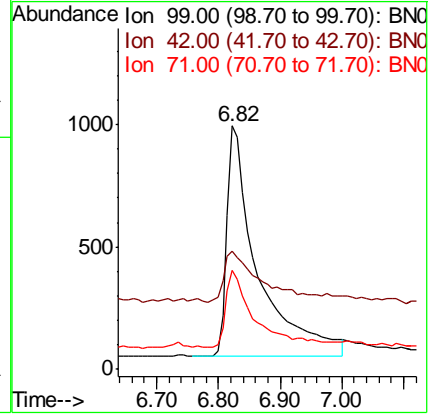
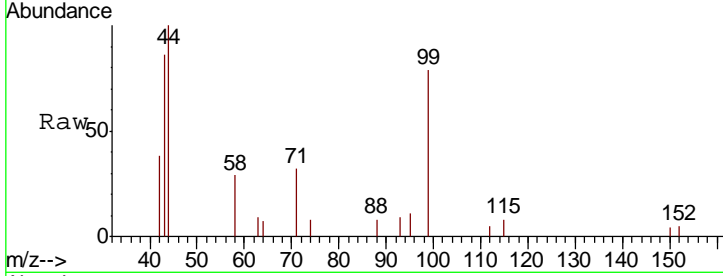




#5
 Phenol-d6
 Concen: 0.220 ng
 RT: 6.82 min Scan# 471
 Delta R.T. -0.01 min
 Lab File: BN006700.D
 Acq: 02 Jul 2019 20:02

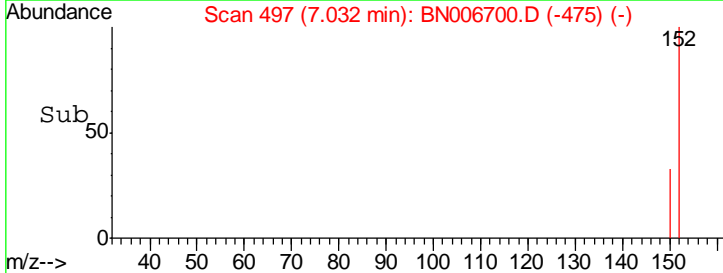
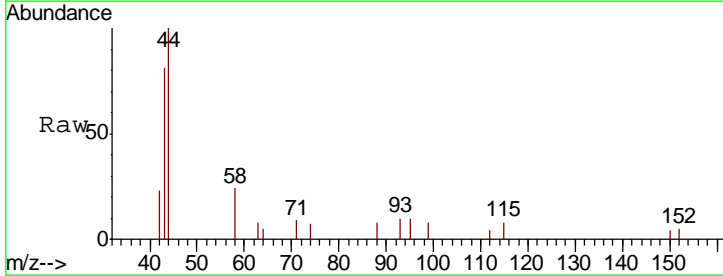
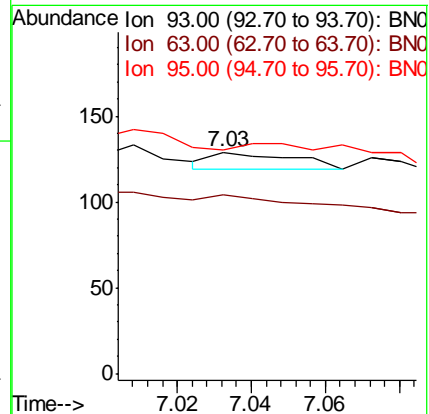
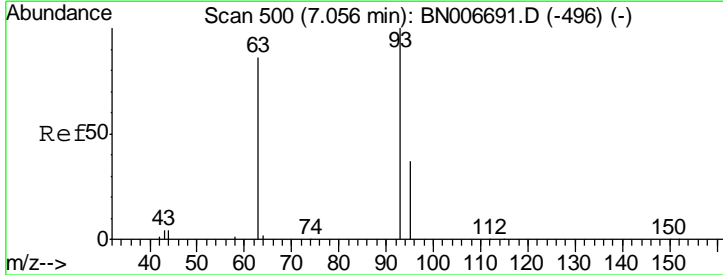
Instrument :
 BNA_N
ClientSampled :
 PST-013-B212-062019

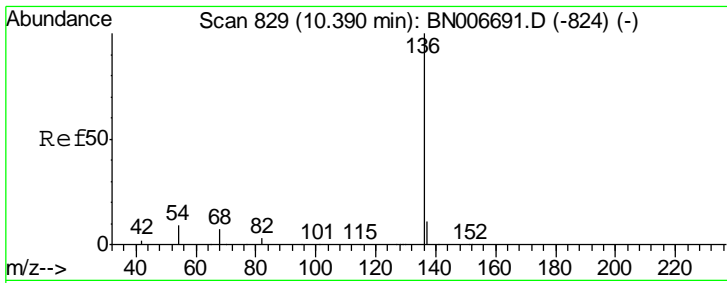
Tgt Ion	Resp	Lower	Upper
99	100		
42	27.3	16.6	25.0#
71	31.4	26.0	39.0



#6
 bis(2-Chloroethyl)ether
 Concen: 0.001 ng
 RT: 7.03 min Scan# 497
 Delta R.T. -0.02 min
 Lab File: BN006700.D
 Acq: 02 Jul 2019 20:02

Tgt Ion	Resp	Lower	Upper
93	100		
63	0.0	58.6	87.8#
95	0.0	28.3	42.5#

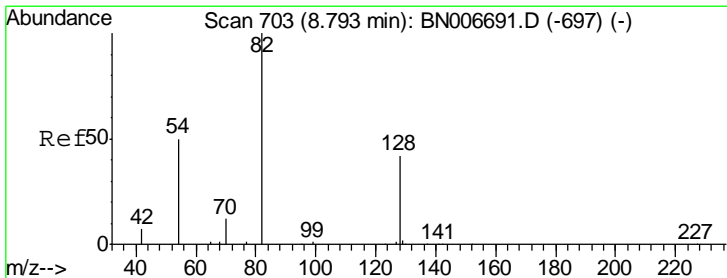
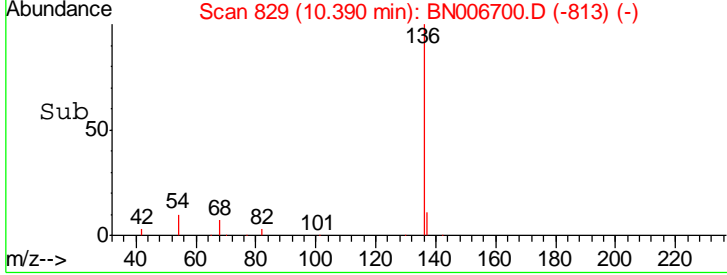
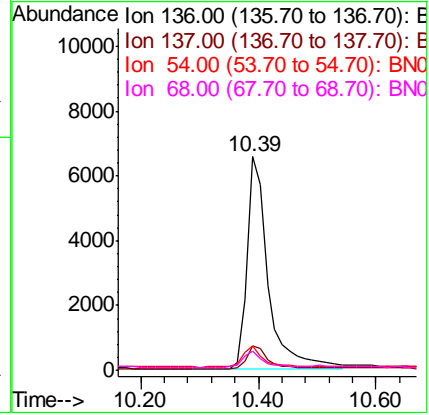
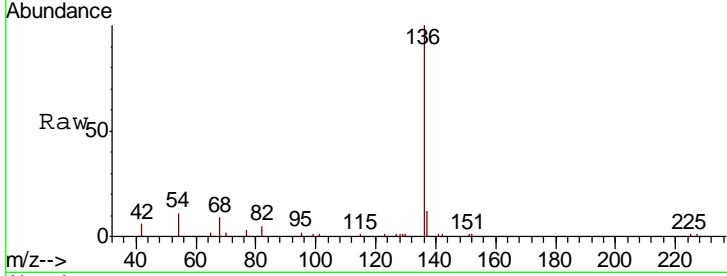




#7
 Naphthalene-d8
 Concen: 0.400 ng
 RT: 10.39 min Scan# 829
 Delta R.T. 0.00 min
 Lab File: BN006700.D
 Acq: 02 Jul 2019 20:02

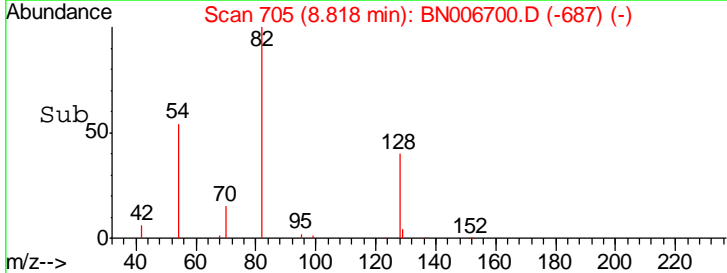
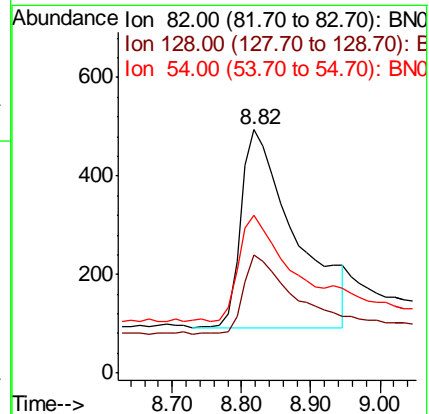
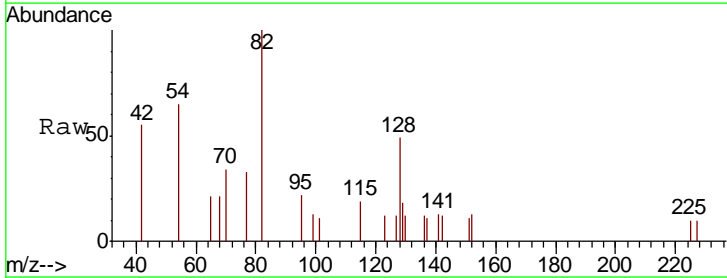
Instrument :
 BNA_N
 ClientSampleId :
 PST-013-B212-062019

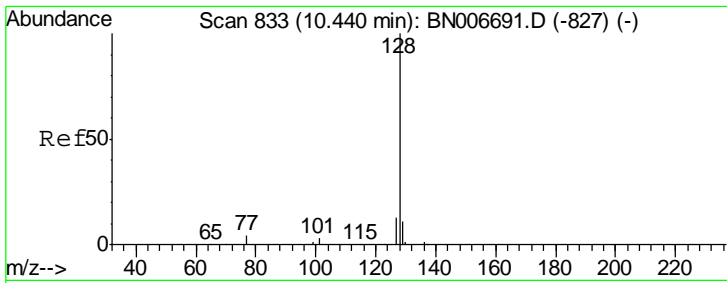
Tgt Ion	Resp	Lower	Upper
136	16122		
137	11.6	9.3	13.9
54	11.4	8.4	12.6
68	8.8	6.8	10.2



#8
 Nitrobenzene-d5
 Concen: 0.177 ng
 RT: 8.82 min Scan# 705
 Delta R.T. 0.03 min
 Lab File: BN006700.D
 Acq: 02 Jul 2019 20:02

Tgt Ion	Resp	Lower	Upper
82	2188		
128	48.8	36.1	54.1
54	64.8	44.5	66.7

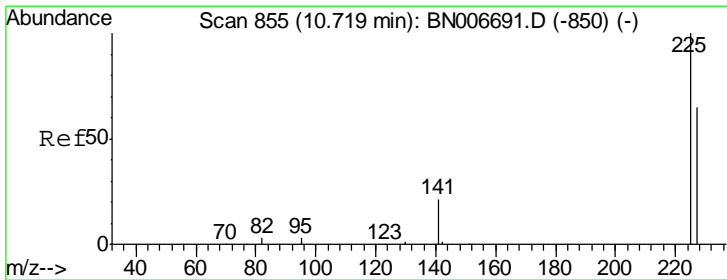
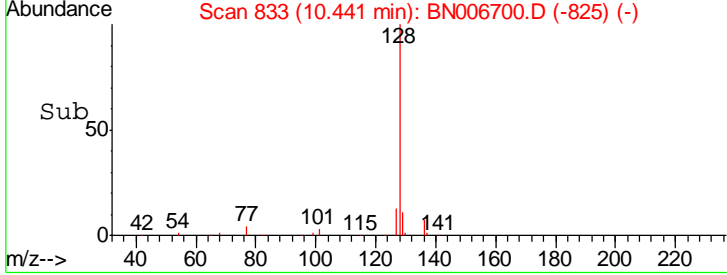
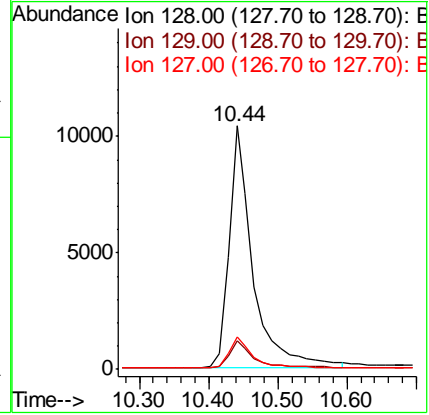
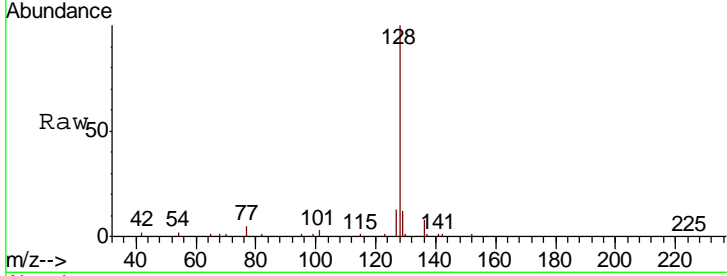




#9
 Naphthalene
 Concen: 0.565 ng
 RT: 10.44 min Scan# 833
 Delta R.T. 0.00 min
 Lab File: BN006700.D
 Acq: 02 Jul 2019 20:02

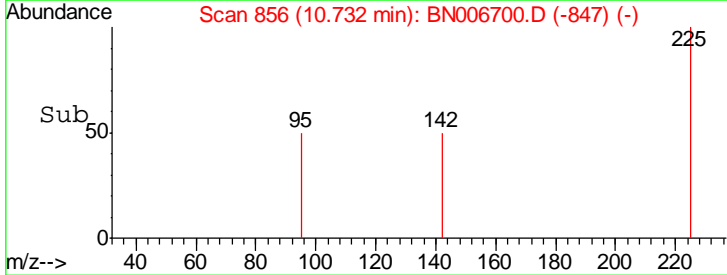
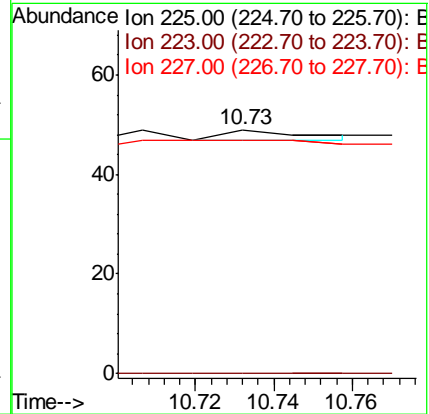
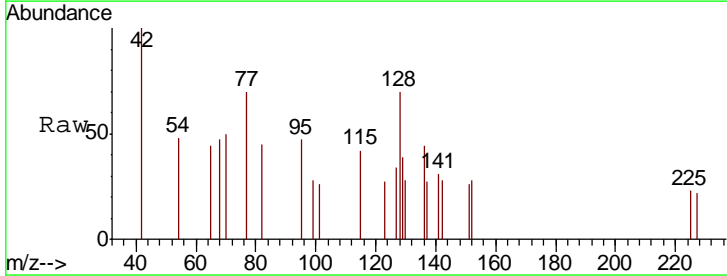
Instrument :
 BNA_N
 ClientSampled :
 PST-013-B212-062019

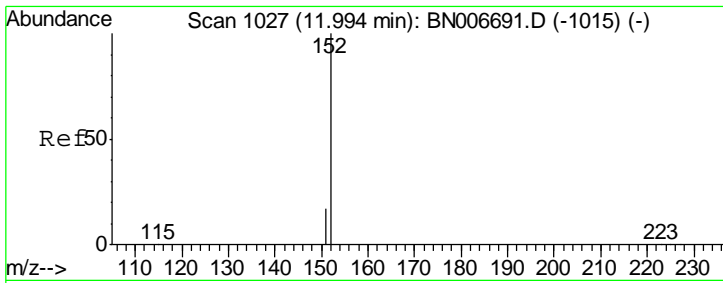
Tgt Ion	Resp	Lower	Upper
128	24910		
129	11.6	9.6	14.4
127	13.5	11.0	16.4



#10
 Hexachlorobutadiene
 Concen: 0.000 ng
 RT: 10.73 min Scan# 856
 Delta R.T. 0.01 min
 Lab File: BN006700.D
 Acq: 02 Jul 2019 20:02

Tgt Ion	Resp	Lower	Upper
225	3		
223	0.0	0.0	0.0
227	0.0	50.9	76.3#

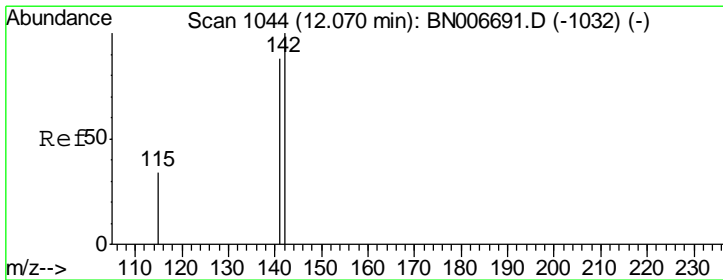
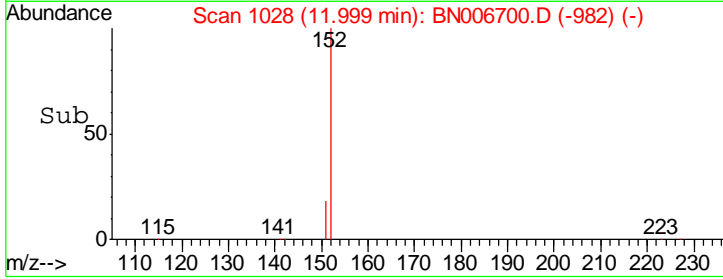
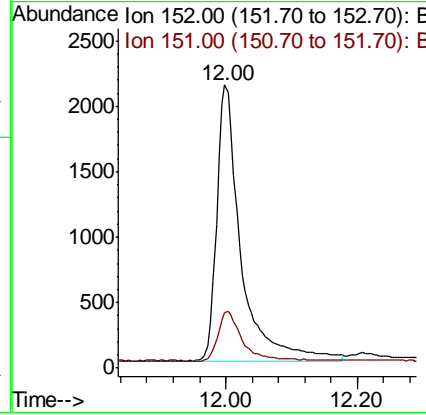
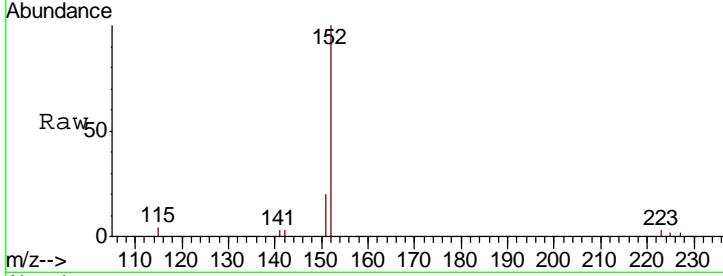




#11
 2-Methylnaphthalene-d10
 Concen: 0.224 ng
 RT: 12.00 min Scan# 1028
 Delta R.T. 0.00 min
 Lab File: BN006700.D
 Acq: 02 Jul 2019 20:02

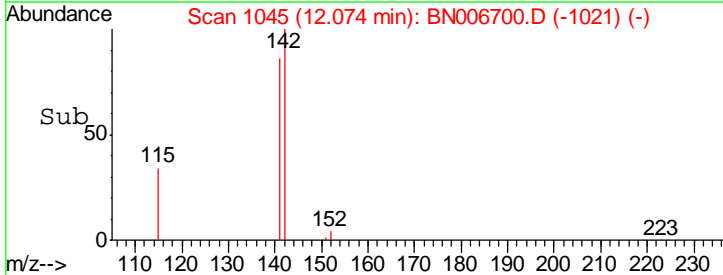
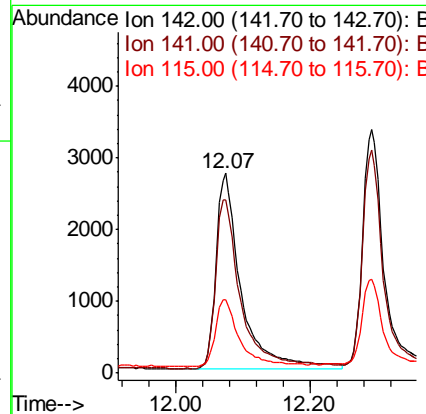
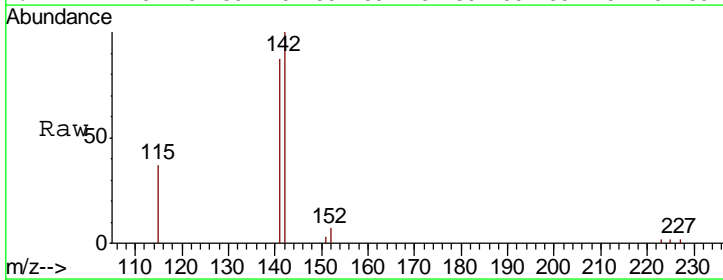
Instrument :
 BNA_N
 ClientSampleId :
 PST-013-B212-062019

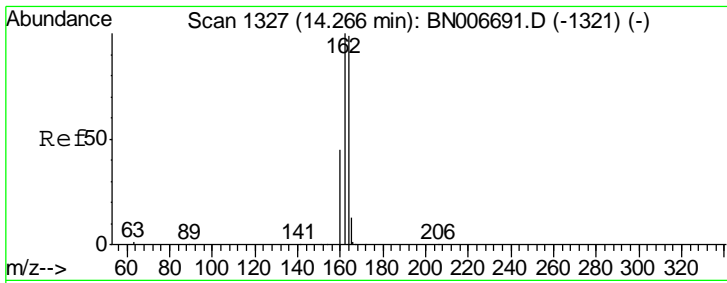
Tgt Ion	Resp	Lower	Upper
152	100		
151	18.3	14.9	22.3



#12
 2-Methylnaphthalene
 Concen: 0.207 ng
 RT: 12.07 min Scan# 1045
 Delta R.T. 0.01 min
 Lab File: BN006700.D
 Acq: 02 Jul 2019 20:02

Tgt Ion	Resp	Lower	Upper
142	100		
141	86.9	70.3	105.5
115	36.6	28.9	43.3

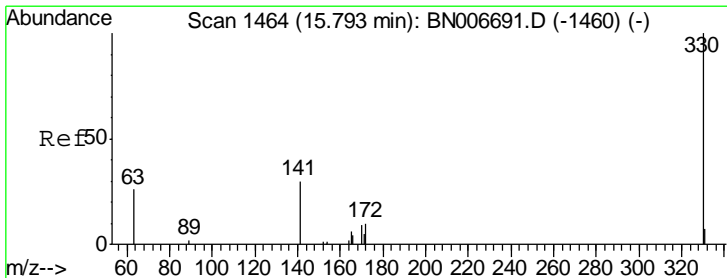
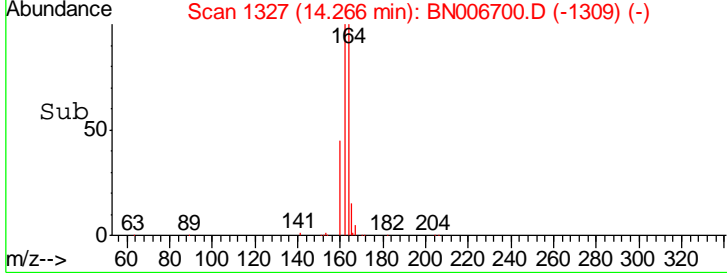
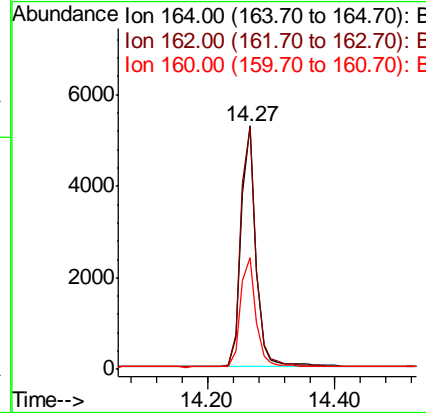
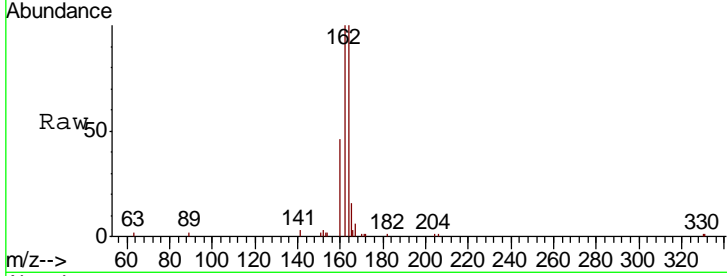




#13
 Acenaphthene-d10
 Concen: 0.400 ng
 RT: 14.27 min Scan# 1327
 Delta R.T. 0.00 min
 Lab File: BN006700.D
 Acq: 02 Jul 2019 20:02

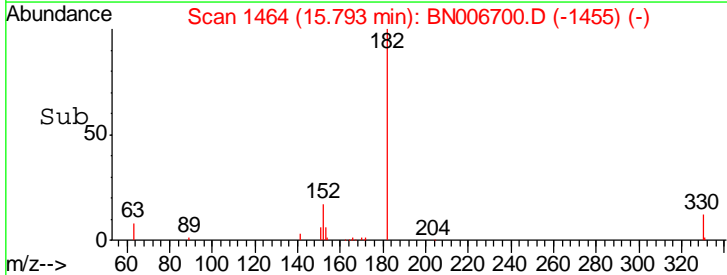
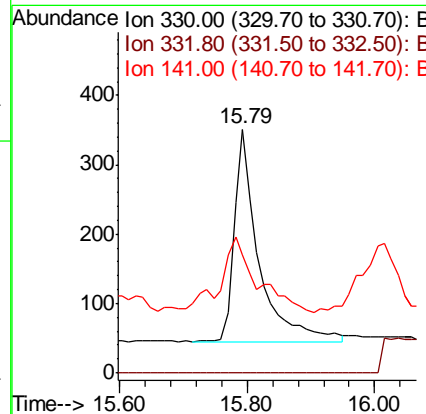
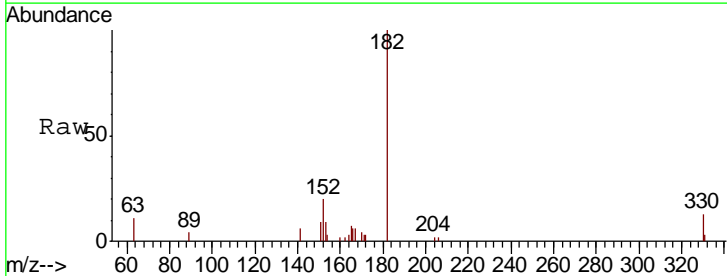
Instrument :
 BNA_N
 ClientSampleId :
 PST-013-B212-062019

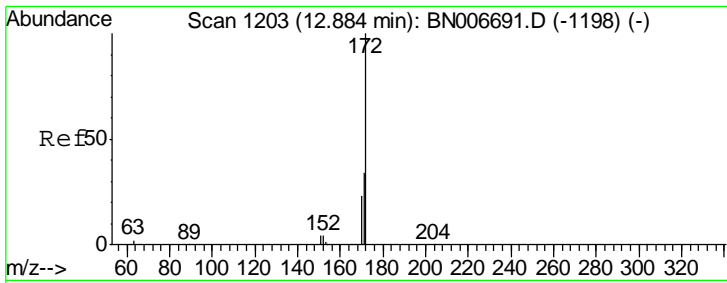
Tgt Ion	Resp	Ion Ratio	Lower	Upper
164	100			
162	99.8	80.8	121.2	
160	45.7	37.0	55.6	



#14
 2,4,6-Tribromophenol
 Concen: 0.193 ng
 RT: 15.79 min Scan# 1464
 Delta R.T. 0.00 min
 Lab File: BN006700.D
 Acq: 02 Jul 2019 20:02

Tgt Ion	Resp	Ion Ratio	Lower	Upper
330	100			
332	0.0	0.0	0.0	
141	53.5	24.8	37.2	#

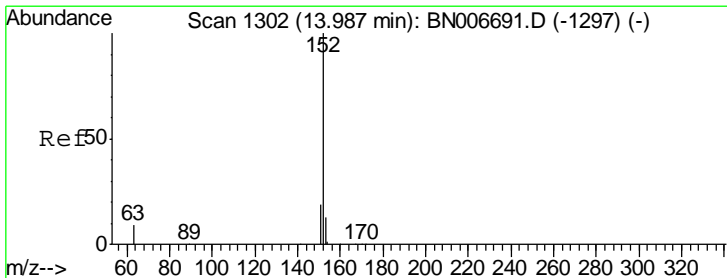
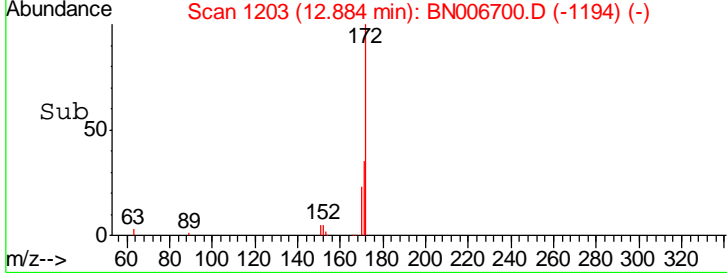
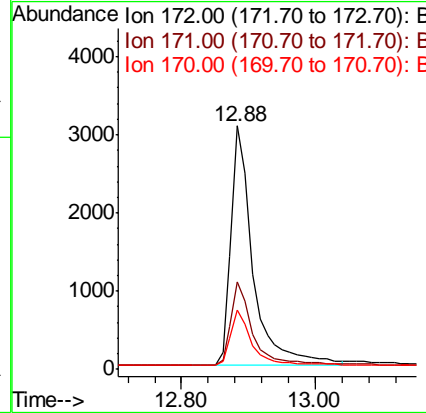
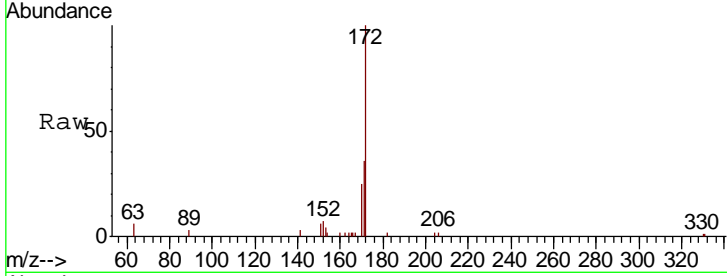




#15
 2-Fluorobiphenyl
 Concen: 0.211 ng
 RT: 12.88 min Scan# 1203
 Delta R.T. 0.00 min
 Lab File: BN006700.D
 Acq: 02 Jul 2019 20:02

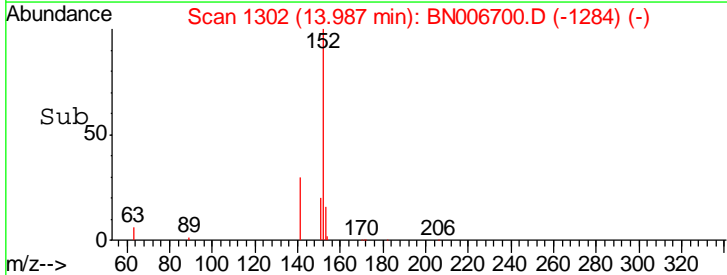
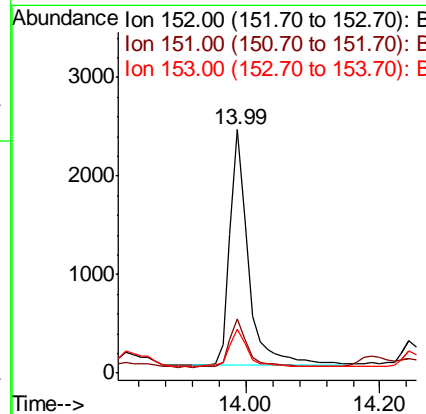
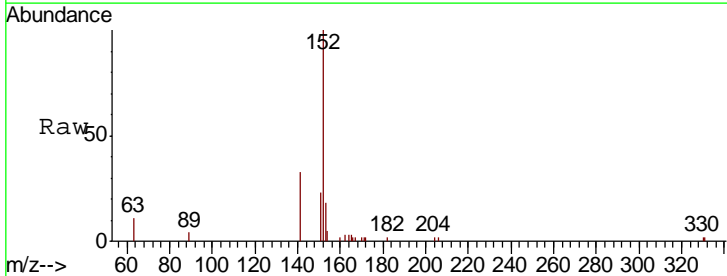
Instrument :
 BNA_N
 ClientSampleId :
 PST-013-B212-062019

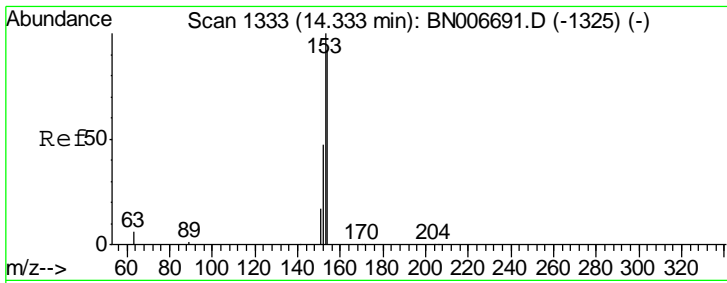
Tgt Ion	Resp	Lower	Upper
172	100		
171	35.7	27.8	41.6
170	24.6	18.9	28.3



#16
 Acenaphthylene
 Concen: 0.109 ng
 RT: 13.99 min Scan# 1302
 Delta R.T. 0.00 min
 Lab File: BN006700.D
 Acq: 02 Jul 2019 20:02

Tgt Ion	Resp	Lower	Upper
152	100		
151	20.7	15.7	23.5
153	15.7	10.6	15.8

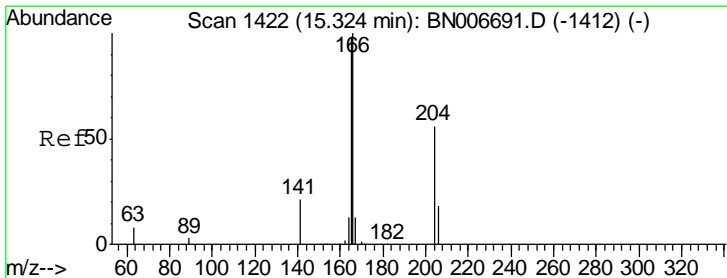
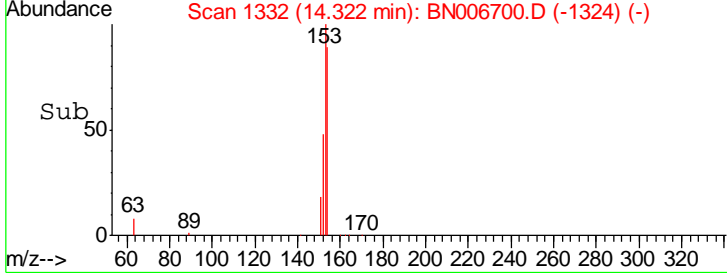
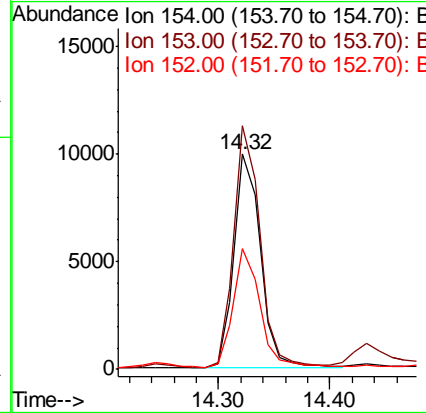
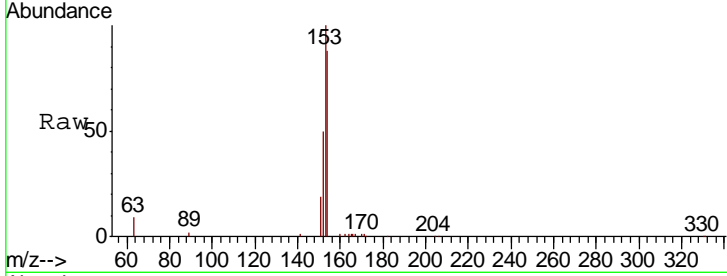




#17
 Acenaphthene
 Concen: 0.601 ng
 RT: 14.32 min Scan# 1332
 Delta R.T. -0.01 min
 Lab File: BN006700.D
 Acq: 02 Jul 2019 20:02

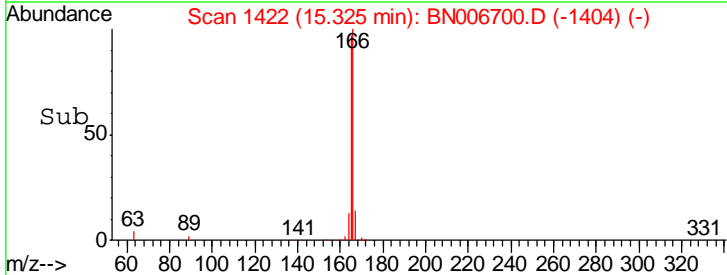
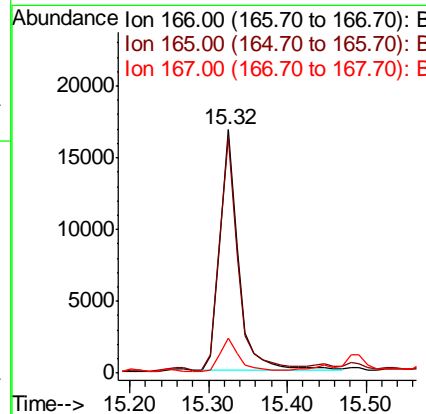
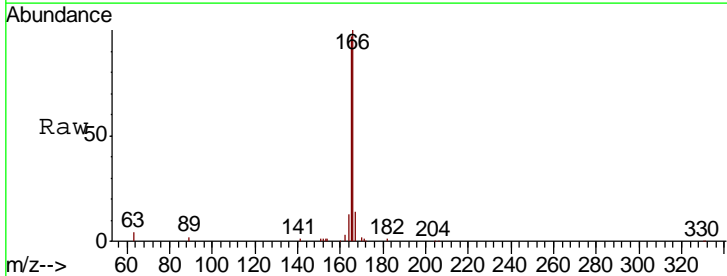
Instrument :
 BNA_N
 ClientSampleId :
 PST-013-B212-062019

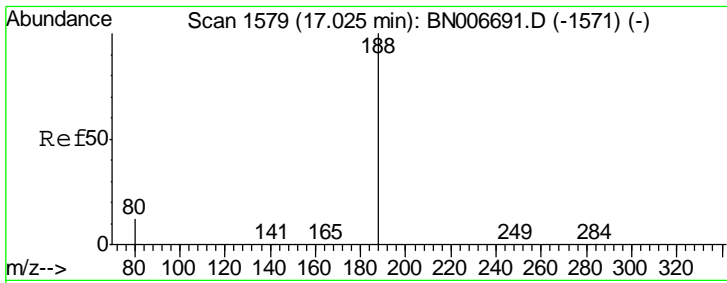
Tgt Ion	Resp	Lower	Upper
154	100		
153	112.2	88.9	133.3
152	55.2	42.8	64.2



#18
 Fluorene
 Concen: 0.827 ng
 RT: 15.32 min Scan# 1422
 Delta R.T. 0.00 min
 Lab File: BN006700.D
 Acq: 02 Jul 2019 20:02

Tgt Ion	Resp	Lower	Upper
166	100		
165	94.2	78.0	117.0
167	14.7	10.7	16.1

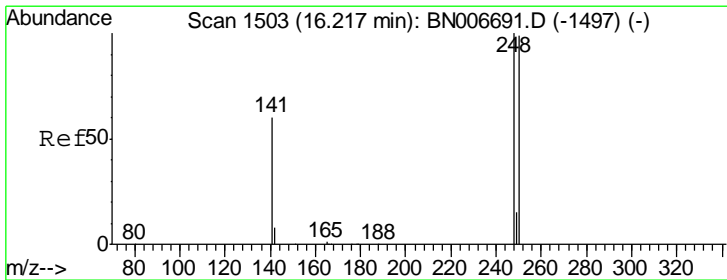
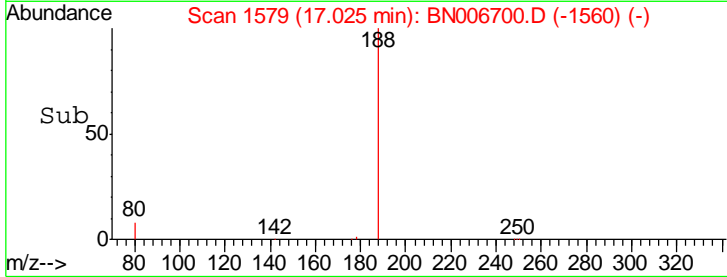
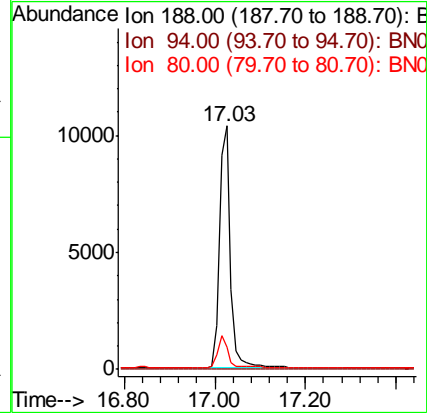
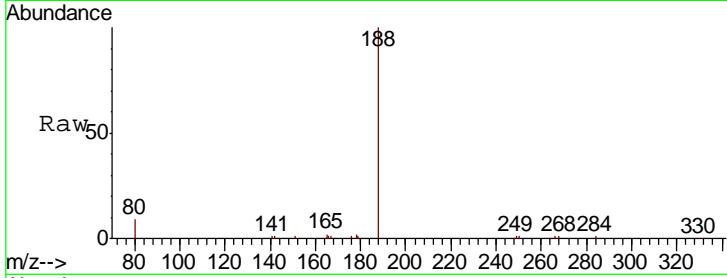




#19
 Phenanthrene-d10
 Concen: 0.400 ng
 RT: 17.03 min Scan# 1579
 Delta R.T. 0.00 min
 Lab File: BN006700.D
 Acq: 02 Jul 2019 20:02

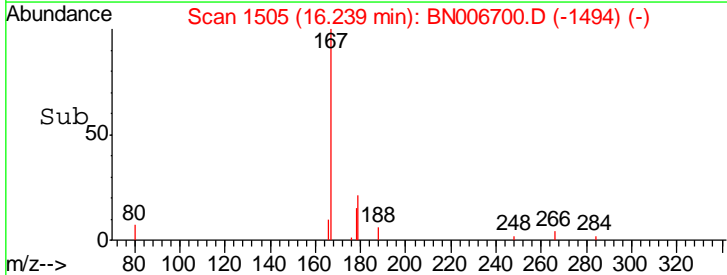
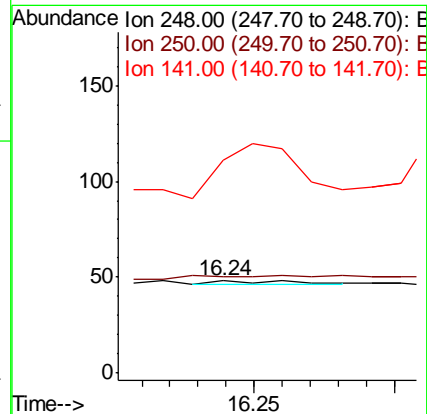
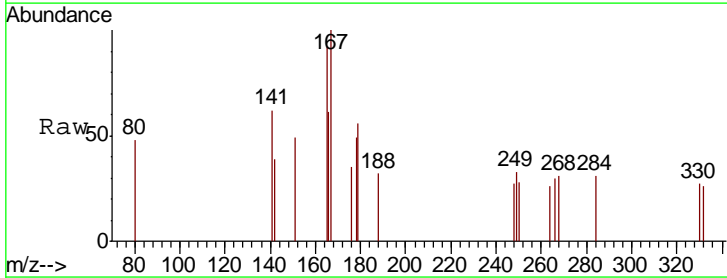
Instrument :
 BNA_N
 ClientSampleId :
 PST-013-B212-062019

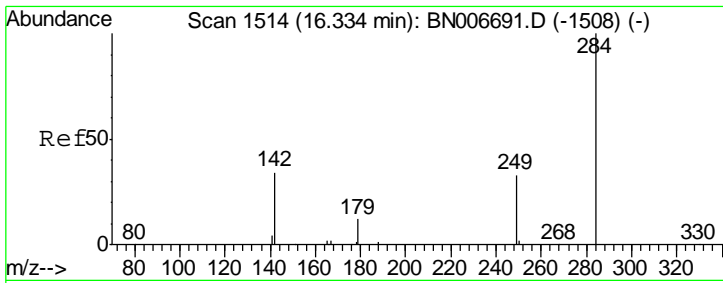
Tgt Ion	Resp	Lower	Upper
188	17400		
94	0.0	0.0	0.0
80	8.9	10.3	15.5#



#20
 4-Bromophenyl-phenylether
 Concen: 0.000 ng
 RT: 16.24 min Scan# 1505
 Delta R.T. 0.02 min
 Lab File: BN006700.D
 Acq: 02 Jul 2019 20:02

Tgt Ion	Resp	Lower	Upper
248	4		
250	104.2	79.0	118.6
141	231.3	50.2	75.4#

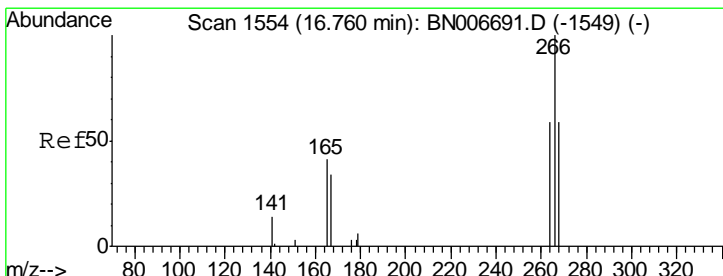
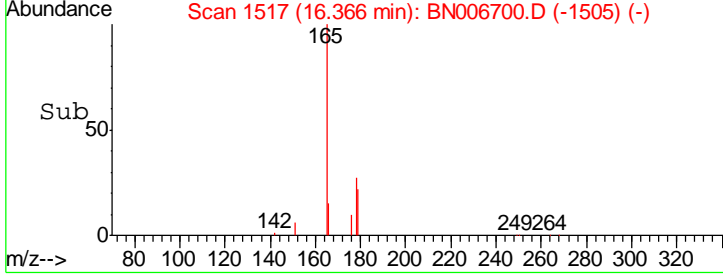
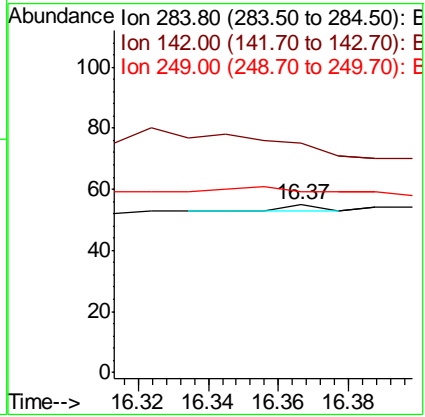
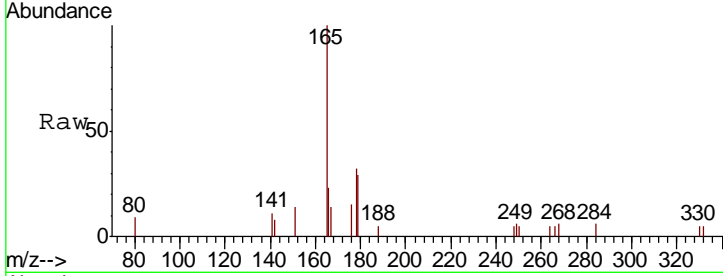




#21
 Hexachlorobenzene
 Concen: 0.000 ng
 RT: 16.37 min Scan# 1517
 Delta R.T. 0.03 min
 Lab File: BN006700.D
 Acq: 02 Jul 2019 20:02

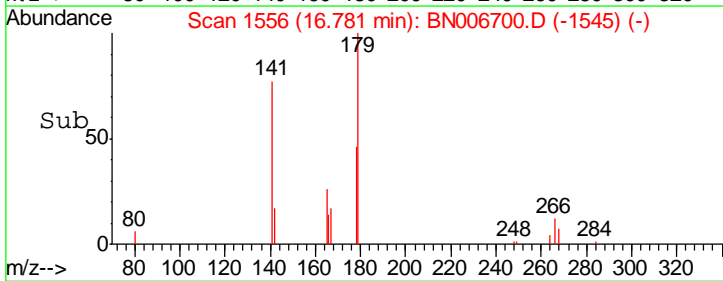
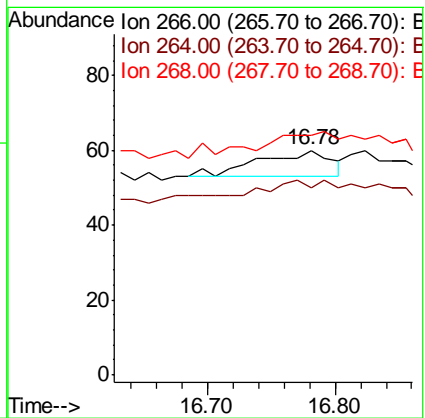
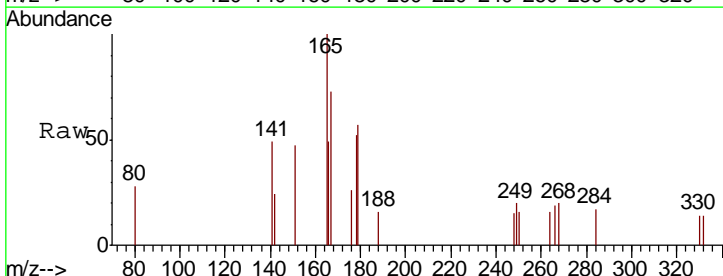
Instrument :
 BNA_N
 ClientSampled :
 PST-013-B212-062019

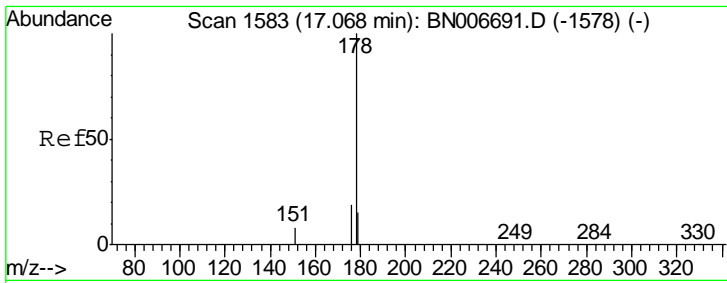
Tgt Ion	Resp	Ion Ratio	Lower	Upper
284	1	100		
142		0.0	26.9	40.3#
249		700.0	24.4	36.6#



#22
 Pentachlorophenol
 Concen: 0.224 ng
 RT: 16.78 min Scan# 1556
 Delta R.T. 0.02 min
 Lab File: BN006700.D
 Acq: 02 Jul 2019 20:02

Tgt Ion	Resp	Ion Ratio	Lower	Upper
266	27	100		
264		83.3	57.6	86.4
268		106.7	66.6	99.8#

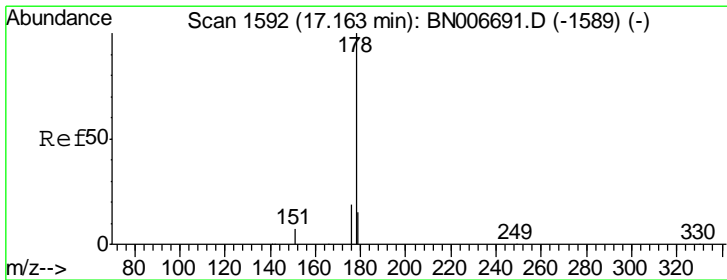
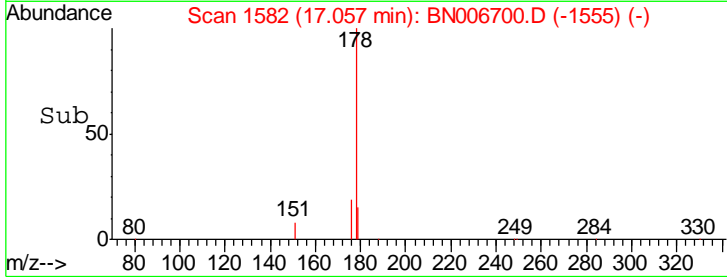
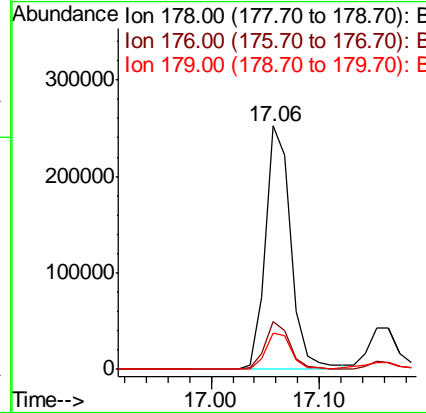
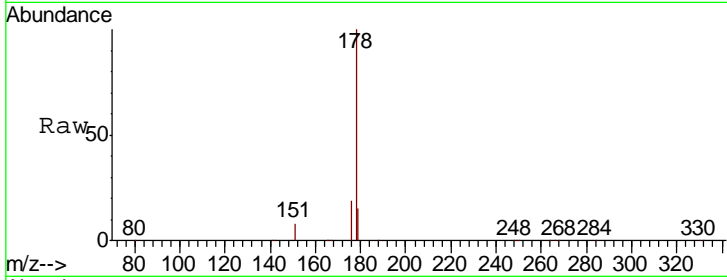




#23
 Phenanthrene
 Concen: 8.189 ng
 RT: 17.06 min Scan# 1582
 Delta R.T. -0.01 min
 Lab File: BN006700.D
 Acq: 02 Jul 2019 20:02

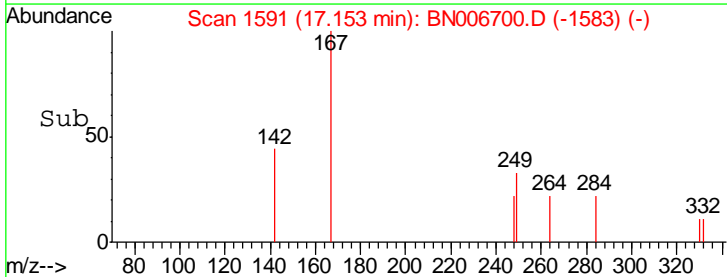
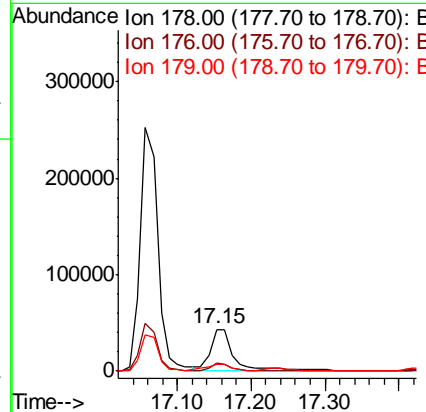
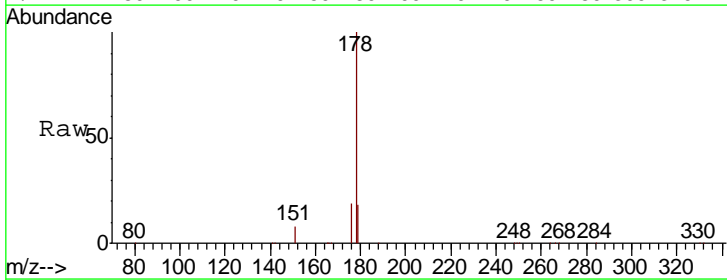
Instrument :
 BNA_N
 ClientSampleId :
 PST-013-B212-062019

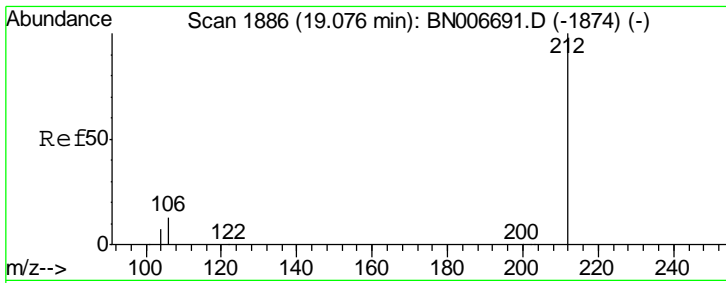
Tgt Ion	Resp	Lower	Upper
178	410676		
176	19.0	15.3	22.9
179	15.3	12.4	18.6



#24
 Anthracene
 Concen: 1.948 ng
 RT: 17.15 min Scan# 1591
 Delta R.T. -0.01 min
 Lab File: BN006700.D
 Acq: 02 Jul 2019 20:02

Tgt Ion	Resp	Lower	Upper
178	88281		
176	18.0	14.8	22.2
179	16.5	11.9	17.9

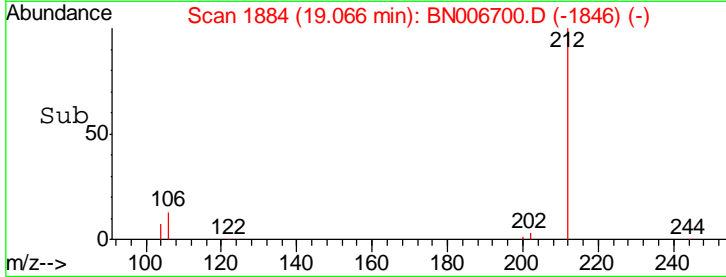
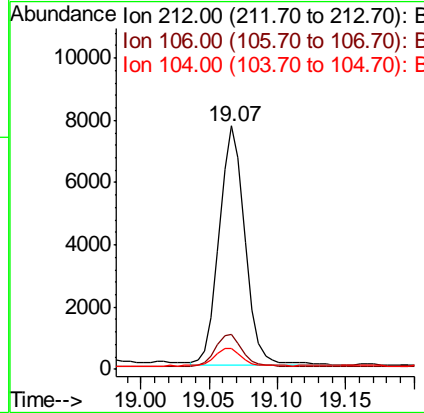
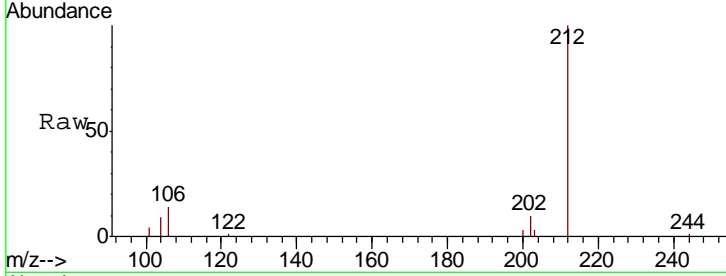




#25
 Fluoranthene-d10
 Concen: 0.201 ng
 RT: 19.07 min Scan# 1884
 Delta R.T. -0.01 min
 Lab File: BN006700.D
 Acq: 02 Jul 2019 20:02

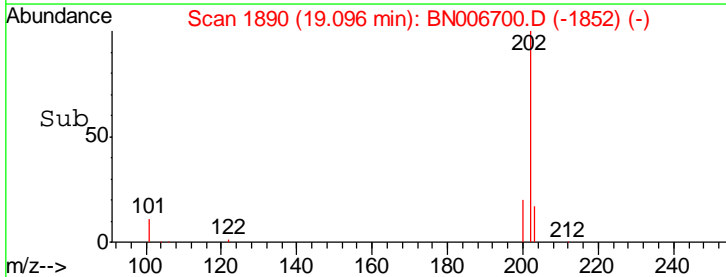
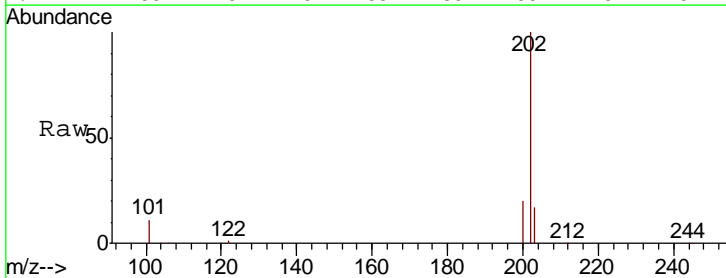
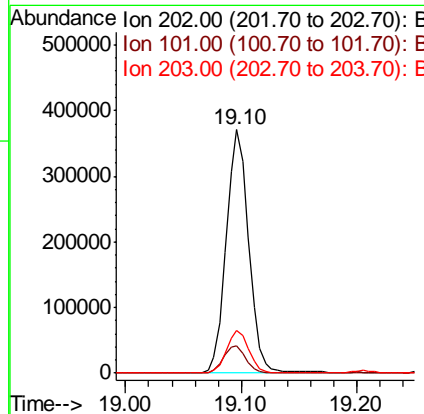
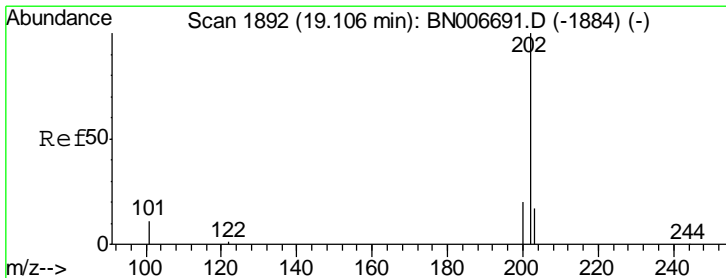
Instrument :
 BNA_N
ClientSampled :
 PST-013-B212-062019

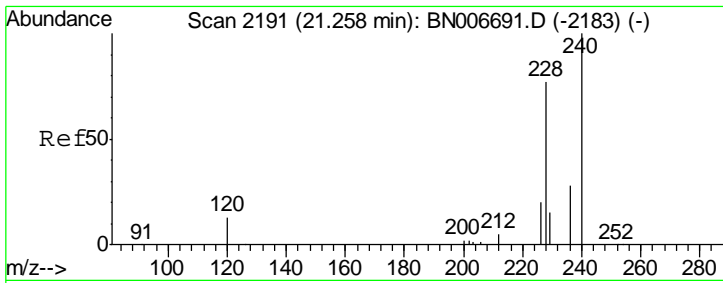
Tgt Ion	Resp	Lower	Upper
212	9988		
106	13.9	11.0	16.6
104	7.6	6.1	9.1



#26
 Fluoranthene
 Concen: 8.515 ng
 RT: 19.10 min Scan# 1890
 Delta R.T. -0.01 min
 Lab File: BN006700.D
 Acq: 02 Jul 2019 20:02

Tgt Ion	Resp	Lower	Upper
202	501457		
101	11.4	8.7	13.1
203	17.3	13.8	20.6

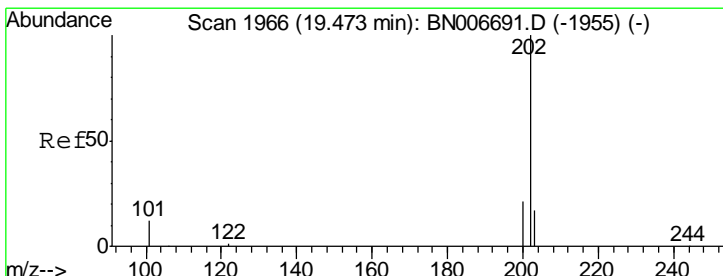
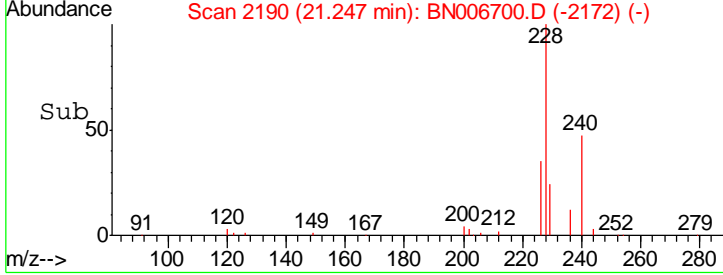
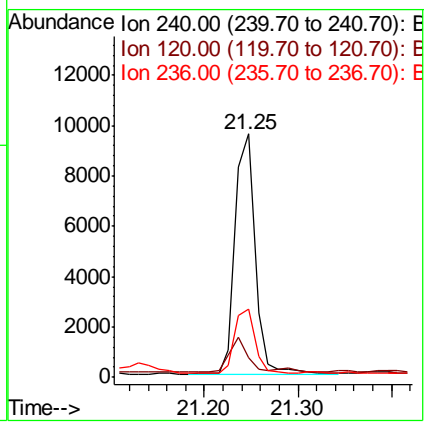
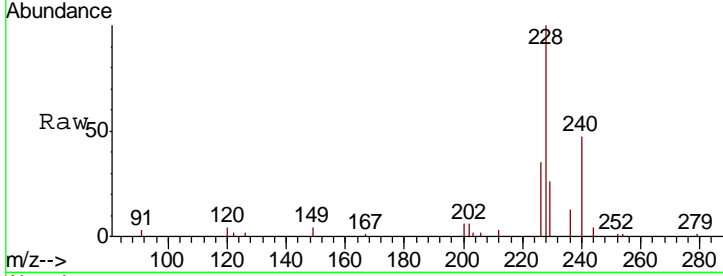




#27
 Chrysene-d12
 Concen: 0.400 ng
 RT: 21.25 min Scan# 2190
 Delta R.T. -0.01 min
 Lab File: BN006700.D
 Acq: 02 Jul 2019 20:02

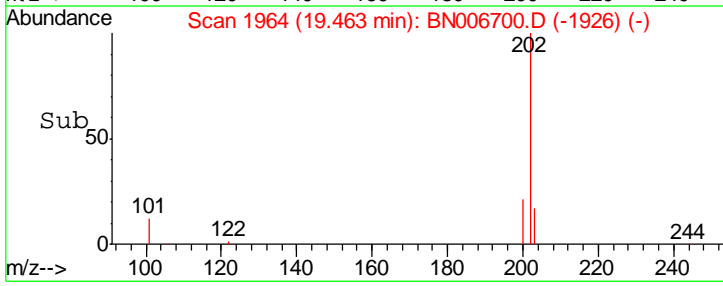
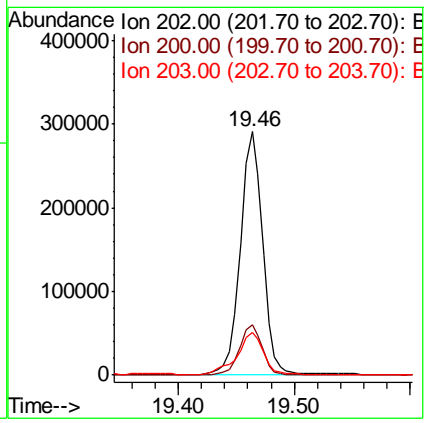
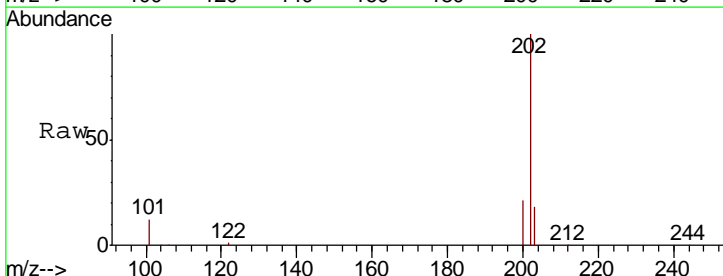
Instrument :
 BNA_N
 ClientSampleId :
 PST-013-B212-062019

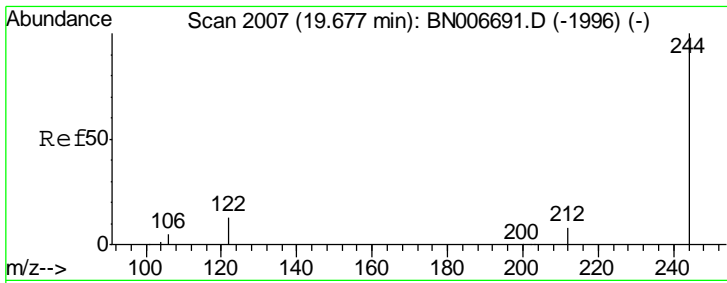
Tgt Ion	Resp	Lower	Upper
240	14355		
120	8.3	12.9	19.3#
236	28.2	23.2	34.8



#28
 Pyrene
 Concen: 6.811 ng
 RT: 19.46 min Scan# 1964
 Delta R.T. -0.01 min
 Lab File: BN006700.D
 Acq: 02 Jul 2019 20:02

Tgt Ion	Resp	Lower	Upper
202	391247		
200	21.0	16.8	25.2
203	20.4	14.2	21.2

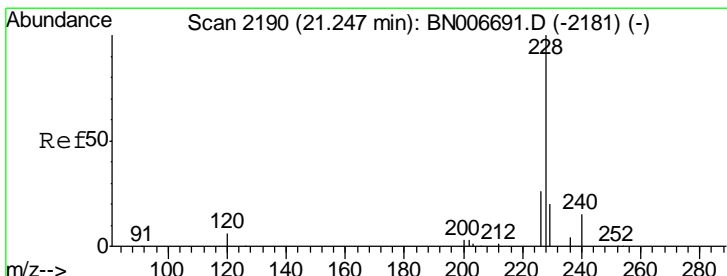
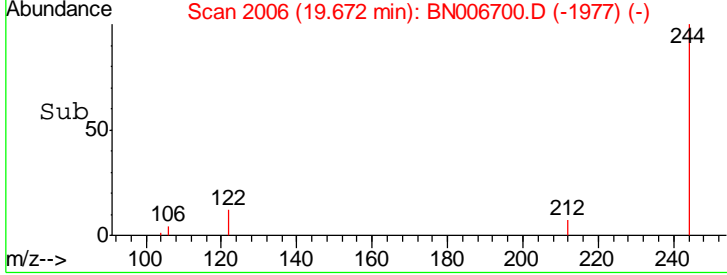
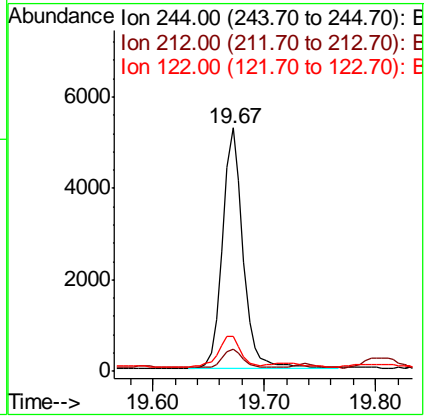
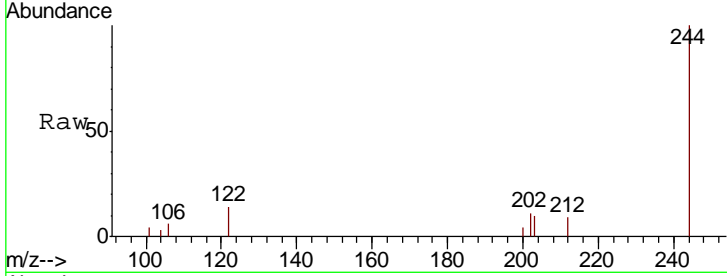




#29
 Terphenyl-d14
 Concen: 0.206 ng
 RT: 19.67 min Scan# 2006
 Delta R.T. -0.00 min
 Lab File: BN006700.D
 Acq: 02 Jul 2019 20:02


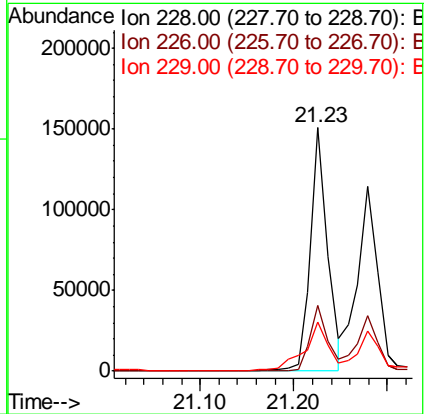
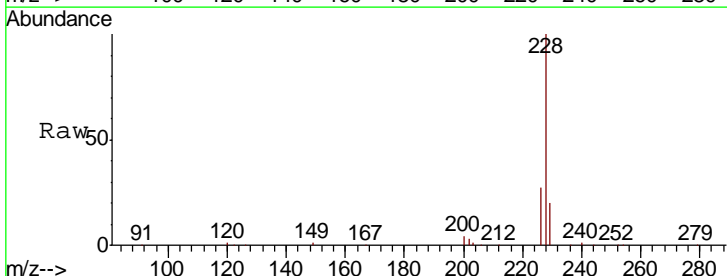
Instrument :
 BNA_N
 ClientSampled :
 PST-013-B212-062019

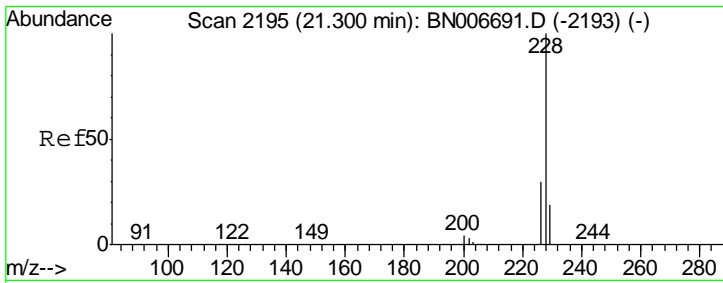
Tgt Ion	Resp	Lower	Upper
244	100		
212	9.0	7.0	10.4
122	14.1	11.5	17.3



#30
 Benzo(a)anthracene
 Concen: 3.834 ng
 RT: 21.23 min Scan# 2188
 Delta R.T. -0.02 min
 Lab File: BN006700.D
 Acq: 02 Jul 2019 20:02

Tgt Ion	Resp	Lower	Upper
228	100		
226	27.2	21.5	32.3
229	20.3	16.2	24.4

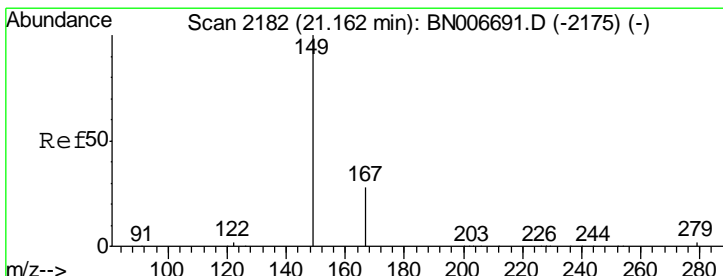
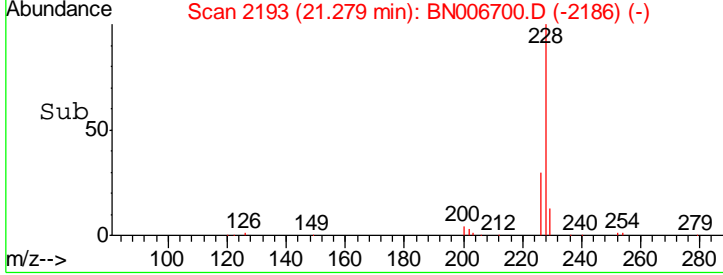
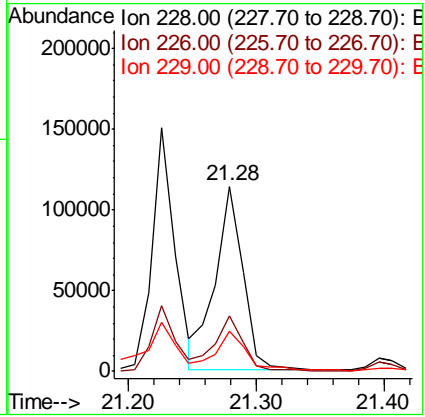
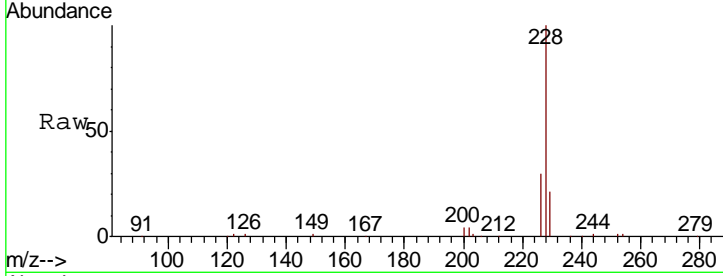




#31
 Chrysene
 Concen: 3.351 ng
 RT: 21.28 min Scan# 2193
 Delta R.T. -0.02 min
 Lab File: BN006700.D
 Acq: 02 Jul 2019 20:02

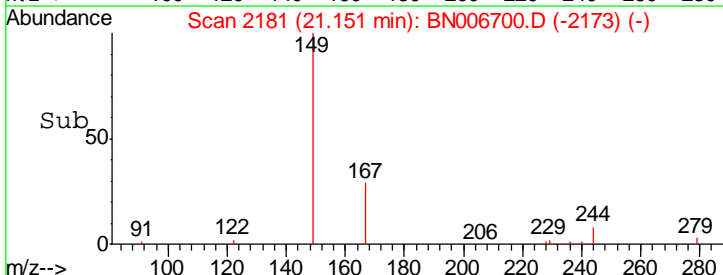
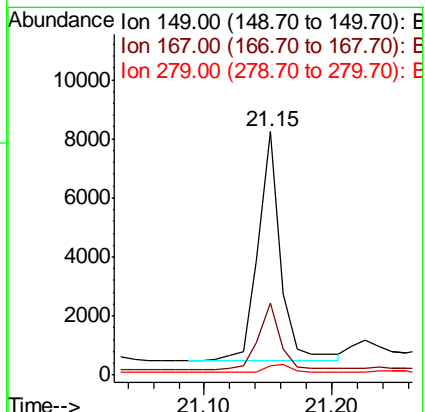
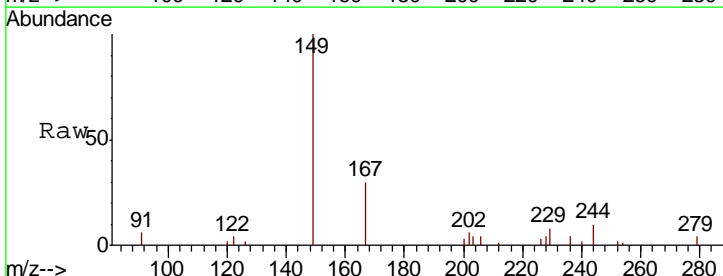
Instrument :
 BNA_N
 ClientSampleId :
 PST-013-B212-062019

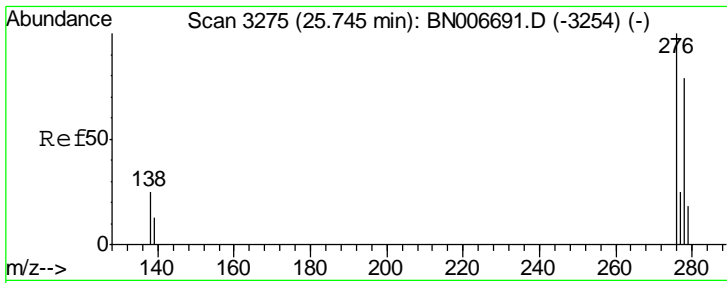
Tgt Ion	Resp	Lower	Upper
228	171005		
226	30.3	24.2	36.2
229	21.5	15.8	23.6



#32
 Bis(2-ethylhexyl)phthalate
 Concen: 0.065 ng
 RT: 21.15 min Scan# 2181
 Delta R.T. -0.01 min
 Lab File: BN006700.D
 Acq: 02 Jul 2019 20:02

Tgt Ion	Resp	Lower	Upper
149	9557		
167	28.6	22.9	34.3
279	4.2	3.2	4.8

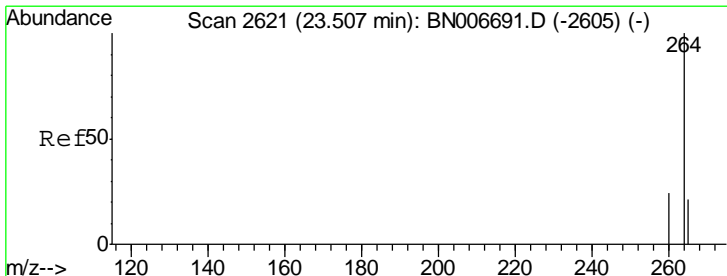
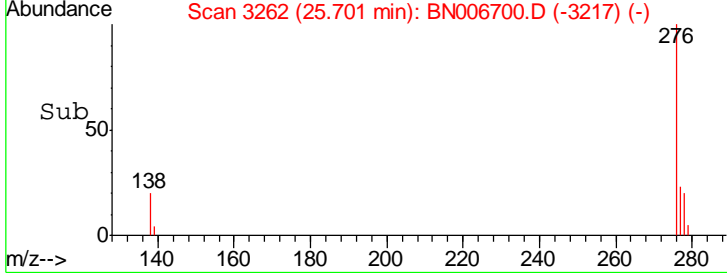
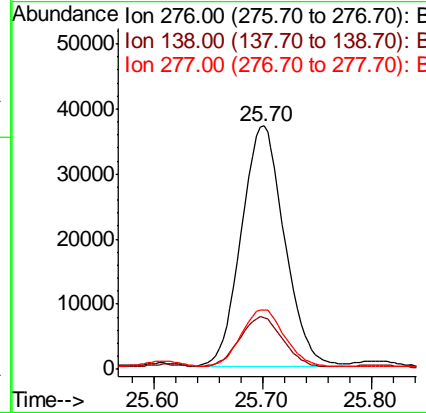
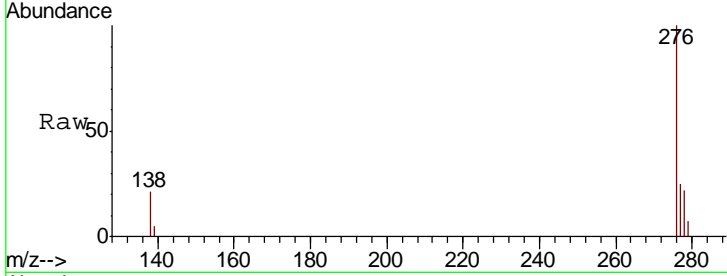




#33
 Indeno(1,2,3-cd)pyrene
 Concen: 1.668 ng
 RT: 25.70 min Scan# 3262
 Delta R.T. -0.04 min
 Lab File: BN006700.D
 Acq: 02 Jul 2019 20:02

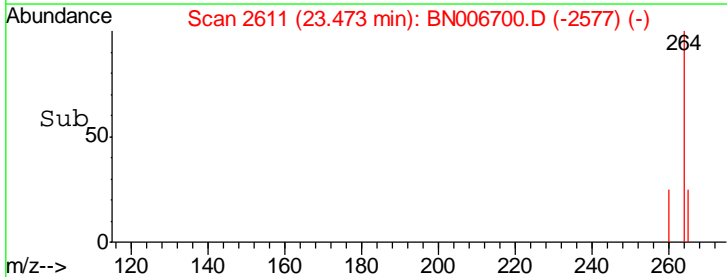
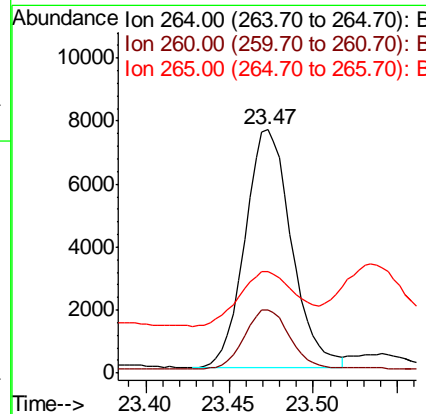
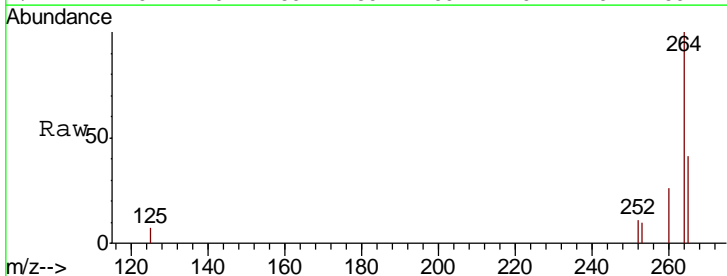
Instrument :
 BNA_N
 ClientSampleId :
 PST-013-B212-062019

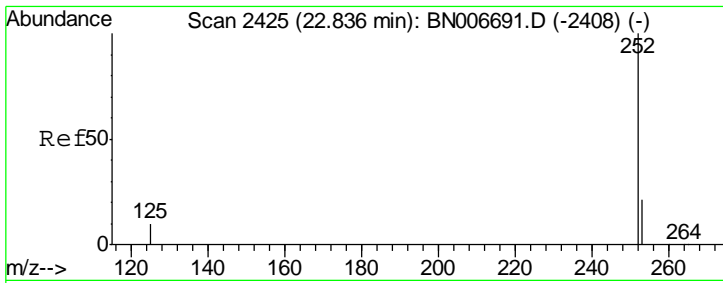
Tgt Ion	Resp	Lower	Upper
276	101811		
138	21.1	19.5	29.3
277	23.8	19.7	29.5



#34
 Perylene-d12
 Concen: 0.400 ng
 RT: 23.47 min Scan# 2611
 Delta R.T. -0.03 min
 Lab File: BN006700.D
 Acq: 02 Jul 2019 20:02

Tgt Ion	Resp	Lower	Upper
264	14640		
260	25.9	20.2	30.2
265	41.5	33.7	50.5

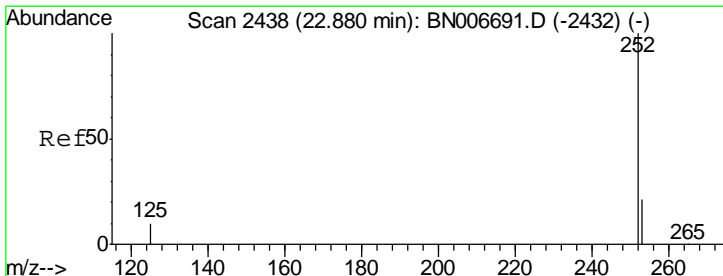
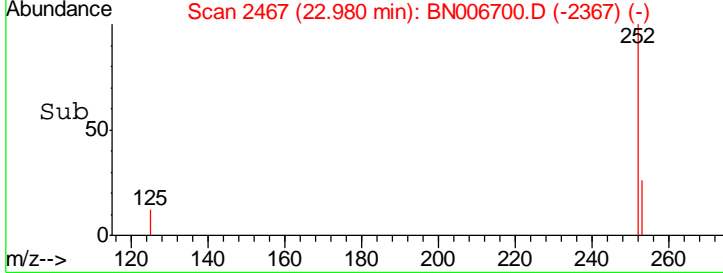
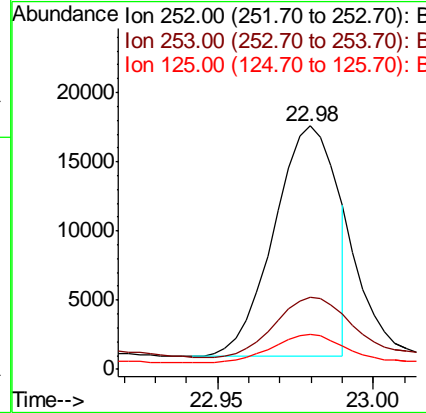
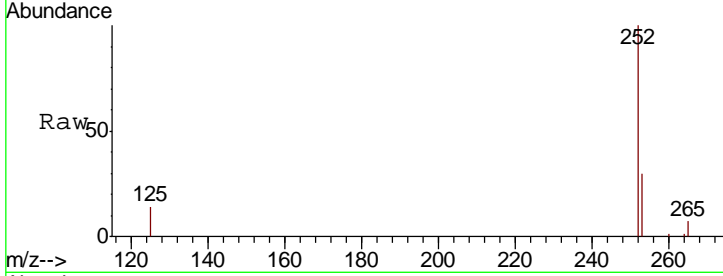




#35
 Benzo(b)fluoranthene
 Concen: 0.499 ng
 RT: 22.98 min Scan# 2467
 Delta R.T. 0.14 min
 Lab File: BN006700.D
 Acq: 02 Jul 2019 20:02

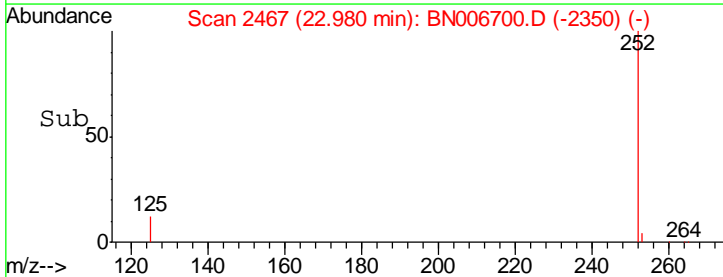
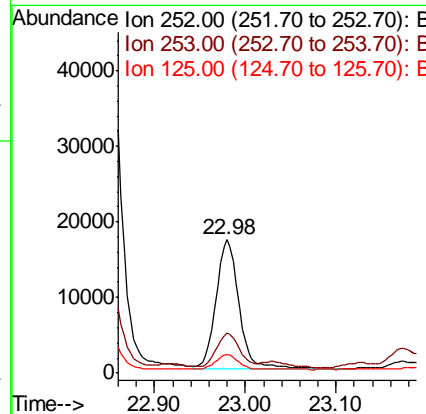
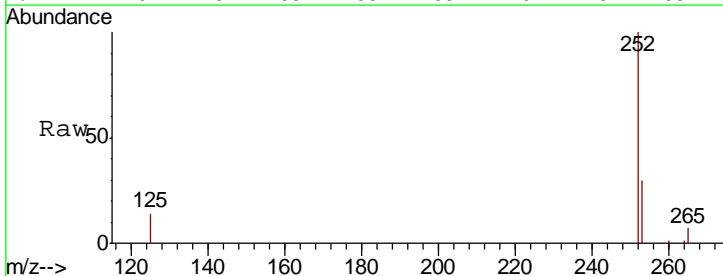
Instrument :
 BNA_N
 ClientSampleId :
 PST-013-B212-062019

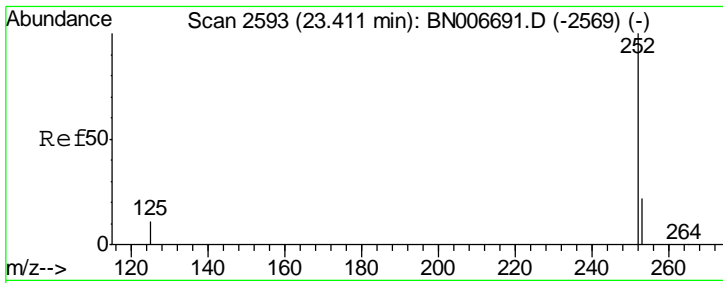
Tgt Ion	Resp	Lower	Upper
252	23433		
253	29.8	20.2	30.2
125	14.2	11.5	17.3



#36
 Benzo(k)fluoranthene
 Concen: 0.585 ng
 RT: 22.98 min Scan# 2467
 Delta R.T. 0.10 min
 Lab File: BN006700.D
 Acq: 02 Jul 2019 20:02

Tgt Ion	Resp	Lower	Upper
252	29810		
253	29.8	20.1	30.1
125	14.2	11.4	17.0

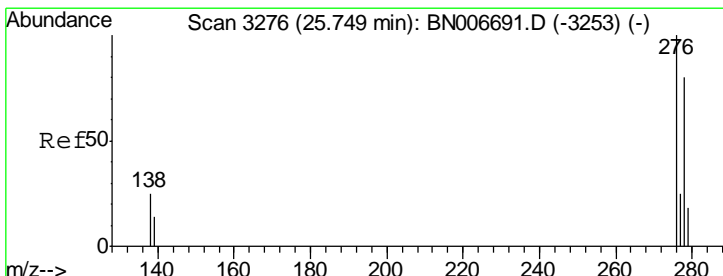
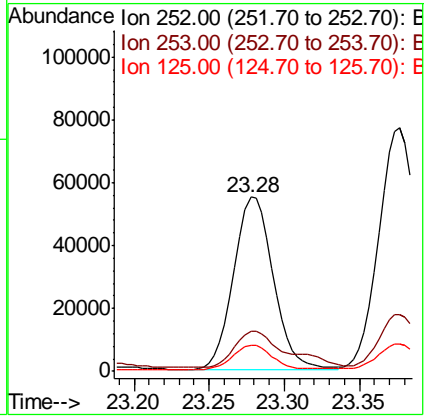
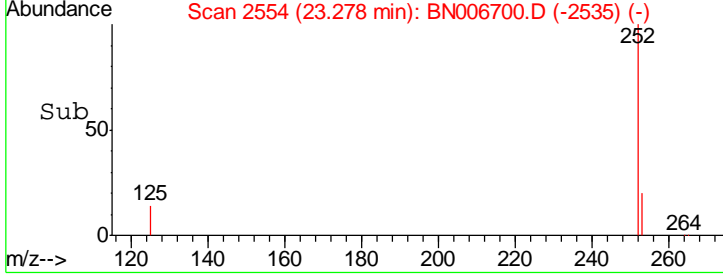
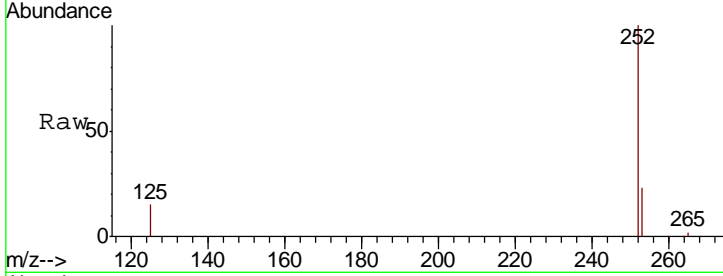




#37
 Benzo(a)pyrene
 Concen: 2.175 ng
 RT: 23.28 min Scan# 2554
 Delta R.T. -0.13 min
 Lab File: BN006700.D
 Acq: 02 Jul 2019 20:02

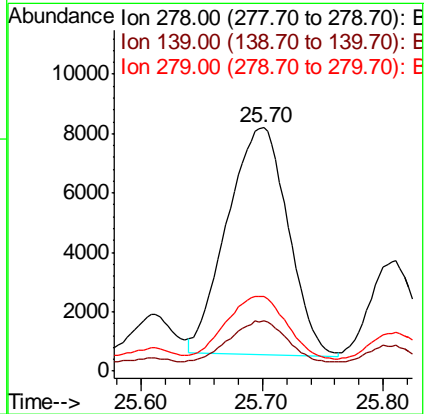
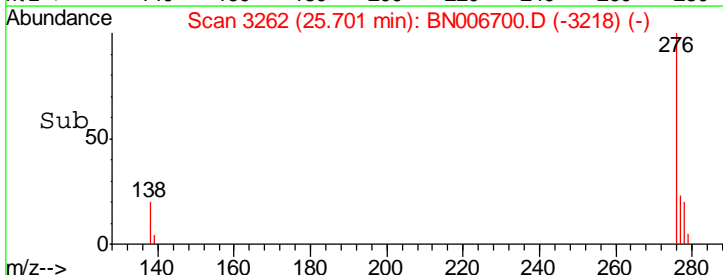
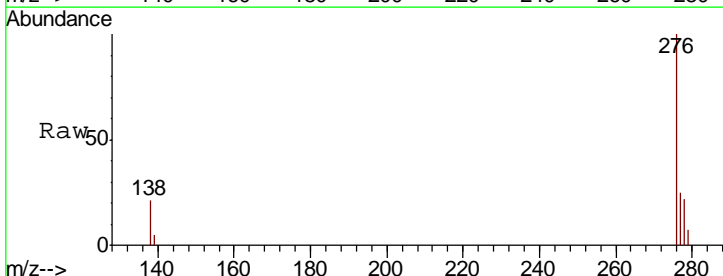
Instrument :
 BNA_N
 ClientSampled :
 PST-013-B212-062019

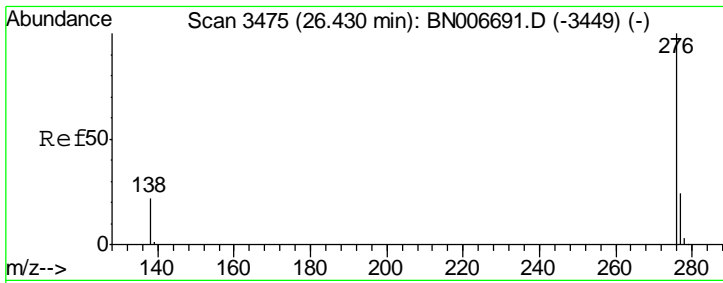
Tgt Ion	Resp	Lower	Upper
252	99008		
253	22.8	21.4	32.2
125	14.8	13.3	19.9



#38
 Dibenzo(a,h)anthracene
 Concen: 0.591 ng
 RT: 25.70 min Scan# 3262
 Delta R.T. -0.05 min
 Lab File: BN006700.D
 Acq: 02 Jul 2019 20:02

Tgt Ion	Resp	Lower	Upper
278	26742		
139	20.6	16.2	24.4
279	30.6	20.7	31.1





#39
 Benzo(g,h,i)perylene
 Concen: 2.122 ng
 RT: 26.38 min Scan# 3460
 Delta R.T. -0.05 min
 Lab File: BN006700.D
 Acq: 02 Jul 2019 20:02

Instrument :
 BNA_N
 ClientSampleId :
 PST-013-B212-062019

Tgt Ion: 276 Resp: 98793

Ion	Ratio	Lower	Upper
276	100		
277	24.1	20.6	30.8
138	22.4	19.7	29.5

