

Data Path : Z:\svoasrv\HPCHEM1\BNA_N\Data\BN021225\
 Data File : BN036437.D
 Acq On : 12 Feb 2025 12:43
 Operator : RC/JU
 Sample : Q1168-09
 Misc : MDL-MDL-WATER 0.2 PPM
 ALS Vial : 7 Sample Multiplier: 1

Instrument :
 BNA_N
 ClientSampleId :
 MDL-WATER-03-QT1-2025

Quant Time: Feb 12 13:07:45 2025
 Quant Method : Z:\svoasrv\HPCHEM1\BNA_N\Methods\8270-SIM-BN021025.M
 Quant Title : ASP BNA STANDARDS FOR 5 POINT CALIBRATION
 QLast Update : Tue Feb 11 01:17:14 2025
 Response via : Initial Calibration

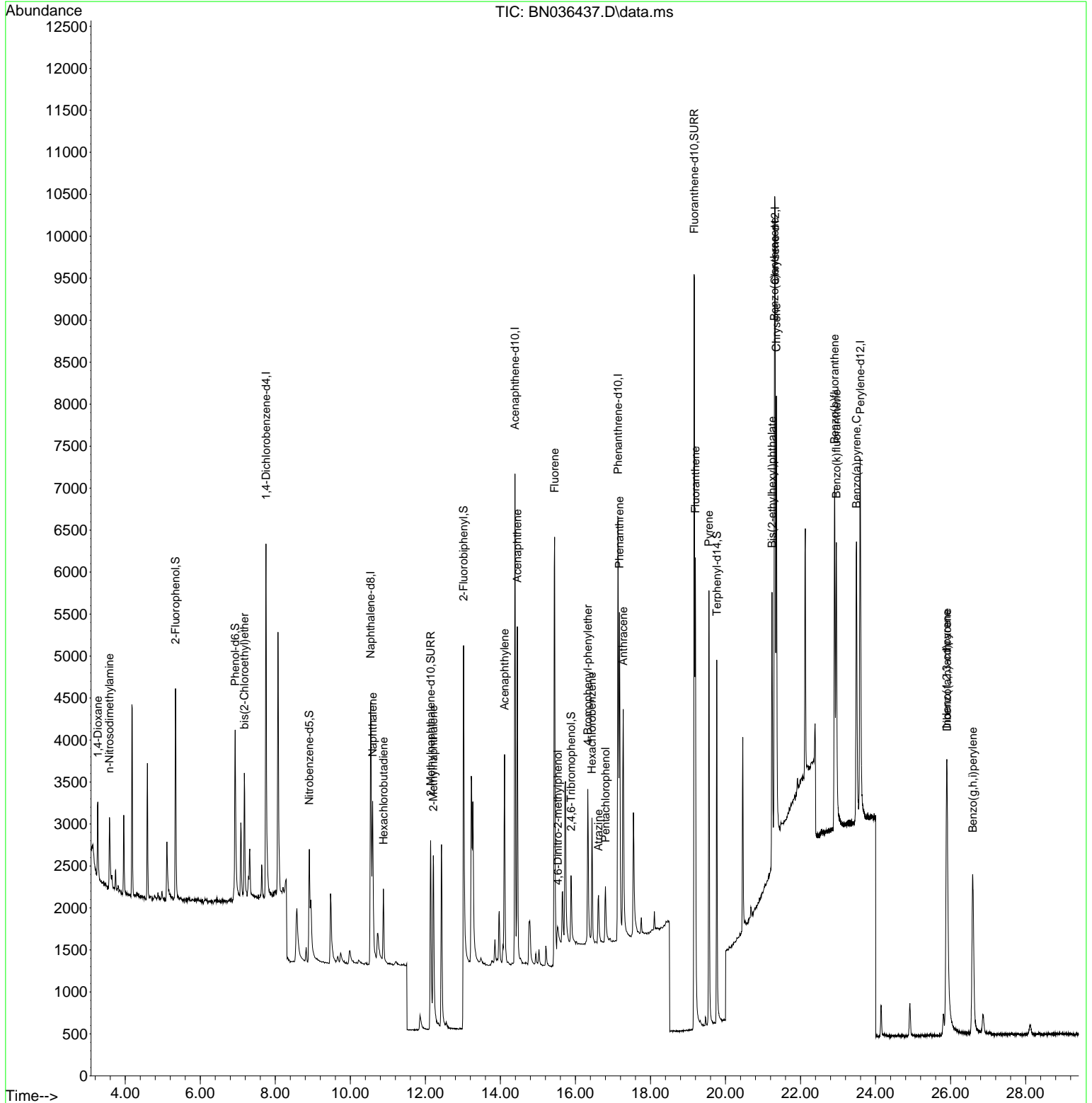
Compound	R.T.	QIon	Response	Conc	Units	Dev(Min)	
Internal Standards							
1) 1,4-Dichlorobenzene-d4	7.753	152	2173	0.400	ng	0.00	
7) Naphthalene-d8	10.541	136	5368	0.400	ng	0.00	
13) Acenaphthene-d10	14.388	164	3455	0.400	ng	0.00	
19) Phenanthrene-d10	17.136	188	7823	0.400	ng	0.00	
29) Chrysene-d12	21.322	240	6882	0.400	ng	0.00	
35) Perylene-d12	23.592	264	6821	0.400	ng	0.00	
System Monitoring Compounds							
4) 2-Fluorophenol	5.341	112	1890	0.368	ng	0.00	
5) Phenol-d6	6.930	99	2162	0.359	ng	0.00	
8) Nitrobenzene-d5	8.907	82	1571	0.297	ng	0.00	
11) 2-Methylnaphthalene-d10	12.141	152	4376	0.530	ng	0.00	
14) 2,4,6-Tribromophenol	15.883	330	556	0.325	ng	0.00	
15) 2-Fluorobiphenyl	13.019	172	3782	0.291	ng	0.00	
27) Fluoranthene-d10	19.169	212	11629	0.535	ng	0.00	
31) Terphenyl-d14	19.768	244	4957	0.337	ng	0.00	
Target Compounds							
2) 1,4-Dioxane	3.268	88	529	0.223	ng	96	
3) n-Nitrosodimethylamine	3.579	42	788	0.191	ng	#	99
6) bis(2-Chloroethyl)ether	7.176	93	1224	0.194	ng		93
9) Naphthalene	10.594	128	2908	0.188	ng		96
10) Hexachlorobutadiene	10.883	225	750	0.199	ng	#	100
12) 2-Methylnaphthalene	12.212	142	1958	0.193	ng		98
16) Acenaphthylene	14.110	152	3069	0.201	ng		99
17) Acenaphthene	14.452	154	2045	0.201	ng		99
18) Fluorene	15.446	166	2840	0.196	ng		99
20) 4,6-Dinitro-2-methylph...	15.535	198	197	0.128	ng	#	52
21) 4-Bromophenyl-phenylether	16.329	248	898	0.192	ng		97
22) Hexachlorobenzene	16.441	284	1139	0.198	ng		98
23) Atrazine	16.615	200	733	0.188	ng	#	94
24) Pentachlorophenol	16.801	266	486	0.178	ng		99
25) Phenanthrene	17.173	178	4416	0.195	ng		100
26) Anthracene	17.273	178	3973	0.199	ng		98
28) Fluoranthene	19.197	202	5203	0.187	ng		99
30) Pyrene	19.559	202	5317	0.201	ng		99
32) Benzo(a)anthracene	21.304	228	4341	0.192	ng		97
33) Chrysene	21.358	228	5089	0.208	ng		99
34) Bis(2-ethylhexyl)phtha...	21.241	149	2766	0.196	ng		100
36) Indeno(1,2,3-cd)pyrene	25.893	276	5098	0.214	ng		99
37) Benzo(b)fluoranthene	22.908	252	4921	0.219	ng	#	72
38) Benzo(k)fluoranthene	22.955	252	5171	0.224	ng	#	89
39) Benzo(a)pyrene	23.493	252	4415	0.225	ng	#	60
40) Dibenzo(a,h)anthracene	25.908	278	3853	0.205	ng		92
41) Benzo(g,h,i)perylene	26.592	276	4318	0.202	ng		98

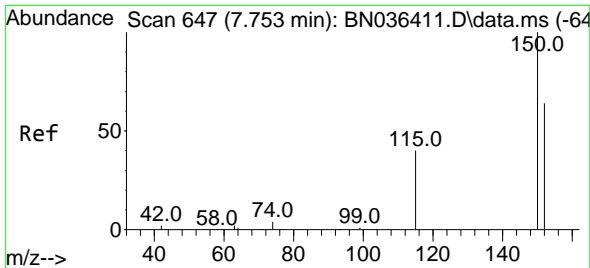
(#) = qualifier out of range (m) = manual integration (+) = signals summed

Data Path : Z:\svoasrv\HPCHEM1\BNA_N\Data\BN021225\
 Data File : BN036437.D
 Acq On : 12 Feb 2025 12:43
 Operator : RC/JU
 Sample : Q1168-09
 Misc : MDL-MDL-WATER 0.2 PPM
 ALS Vial : 7 Sample Multiplier: 1

Instrument :
 BNA_N
 ClientSampleId :
 MDL-WATER-03-QT1-2025

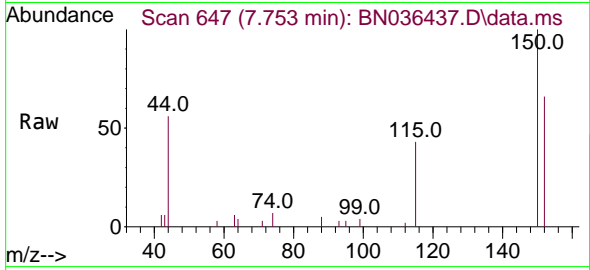
Quant Time: Feb 12 13:07:45 2025
 Quant Method : Z:\svoasrv\HPCHEM1\BNA_N\Methods\8270-SIM-BN021025.M
 Quant Title : ASP BNA STANDARDS FOR 5 POINT CALIBRATION
 QLast Update : Tue Feb 11 01:17:14 2025
 Response via : Initial Calibration



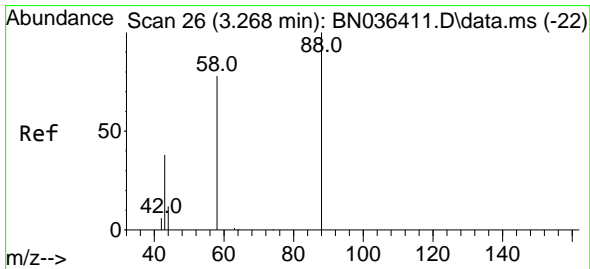
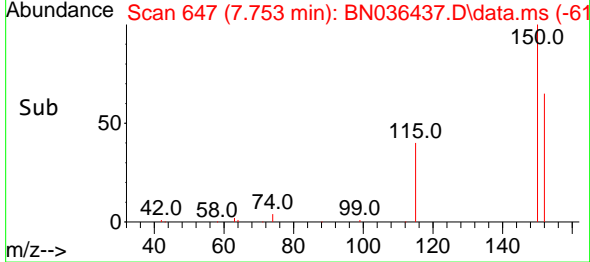
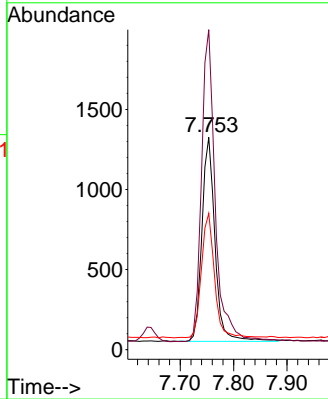


#1
 1,4-Dichlorobenzene-d4
 Concen: 0.400 ng
 RT: 7.753 min Scan# 64
 Delta R.T. 0.000 min
 Lab File: BN036437.D
 Acq: 12 Feb 2025 12:43

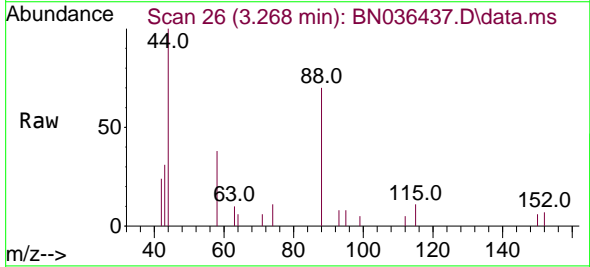
Instrument :
 BNA_N
 ClientSampleId :
 MDL-WATER-03-QT1-2025



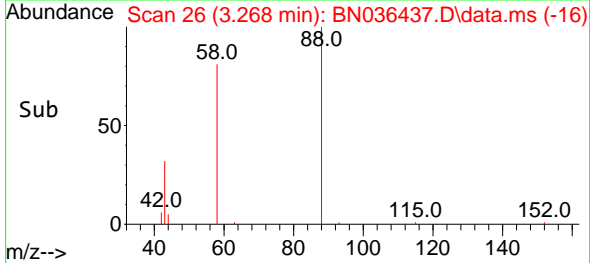
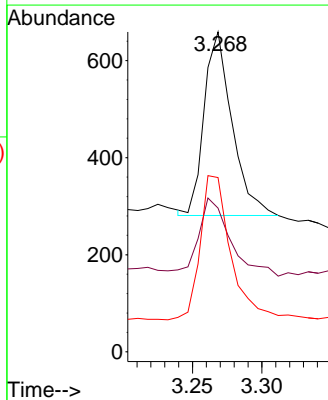
Tgt Ion:152 Resp: 2173
 Ion Ratio Lower Upper
 152 100
 150 150.7 123.7 185.5
 115 64.2 52.5 78.7

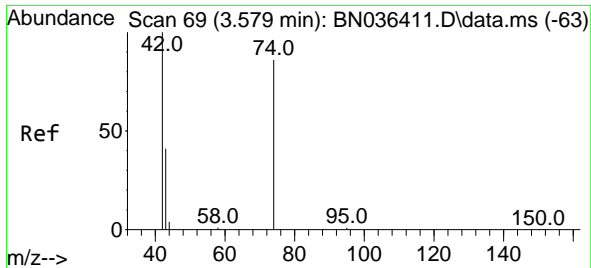


#2
 1,4-Dioxane
 Concen: 0.223 ng
 RT: 3.268 min Scan# 26
 Delta R.T. 0.000 min
 Lab File: BN036437.D
 Acq: 12 Feb 2025 12:43



Tgt Ion: 88 Resp: 529
 Ion Ratio Lower Upper
 88 100
 43 49.0 33.7 50.5
 58 86.0 68.9 103.3

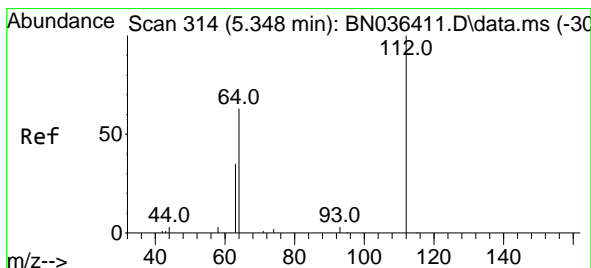
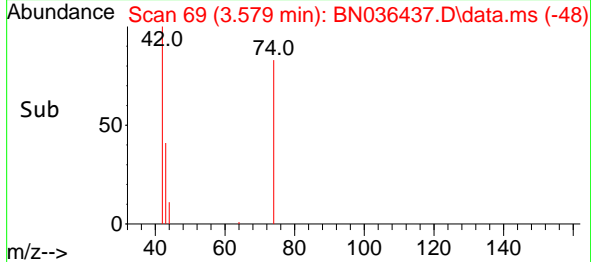
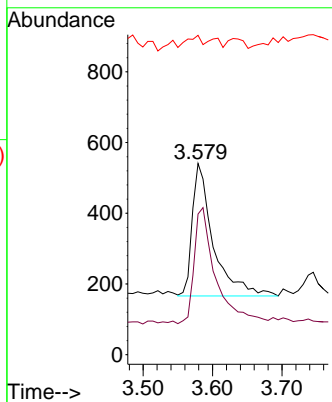
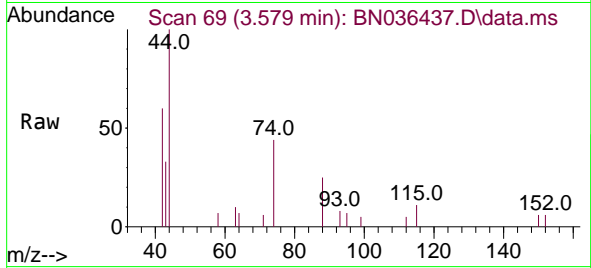




#3
 n-Nitrosodimethylamine
 Concen: 0.191 ng
 RT: 3.579 min Scan# 69
 Delta R.T. 0.000 min
 Lab File: BN036437.D
 Acq: 12 Feb 2025 12:43

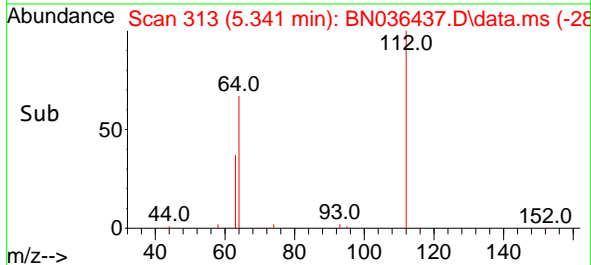
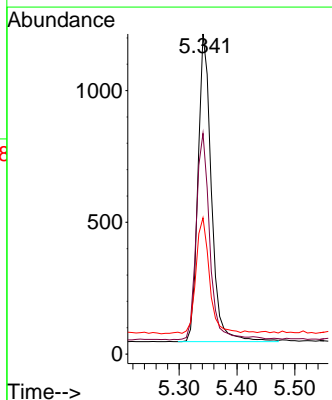
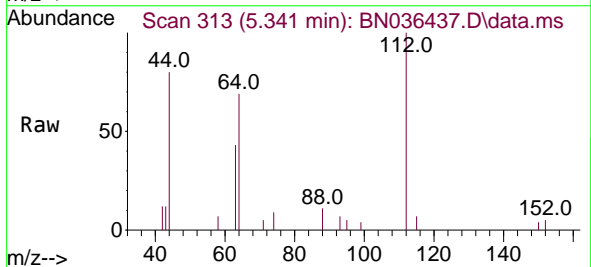
Instrument :
 BNA_N
 ClientSampleId :
 MDL-WATER-03-QT1-2025

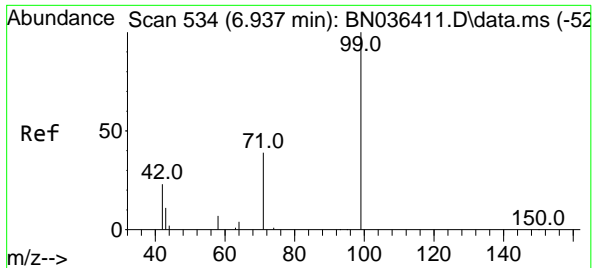
Tgt Ion: 42 Resp: 788
 Ion Ratio Lower Upper
 42 100
 74 89.5 71.8 107.6
 44 6.0 7.8 11.6#



#4
 2-Fluorophenol
 Concen: 0.368 ng
 RT: 5.341 min Scan# 313
 Delta R.T. -0.007 min
 Lab File: BN036437.D
 Acq: 12 Feb 2025 12:43

Tgt Ion: 112 Resp: 1890
 Ion Ratio Lower Upper
 112 100
 64 67.3 53.4 80.0
 63 38.3 30.3 45.5

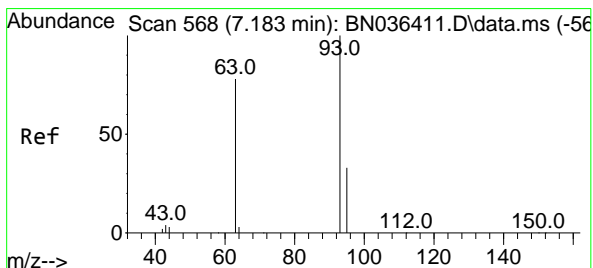
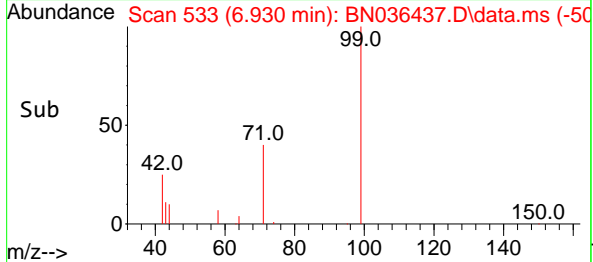
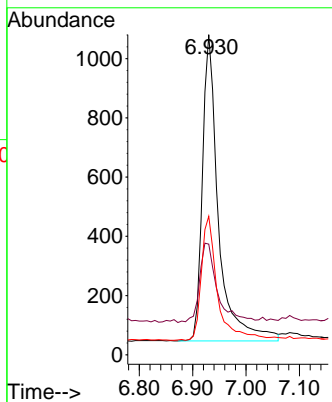
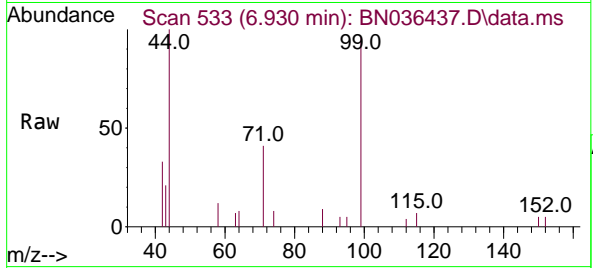




#5
 Phenol-d6
 Concen: 0.359 ng
 RT: 6.930 min Scan# 51
 Delta R.T. -0.007 min
 Lab File: BN036437.D
 Acq: 12 Feb 2025 12:43

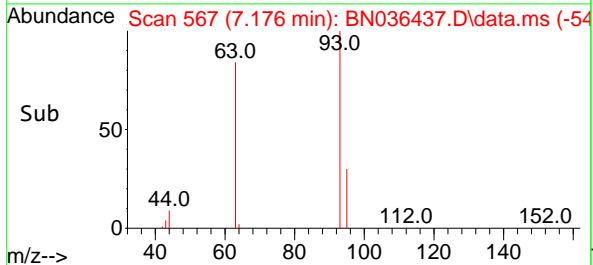
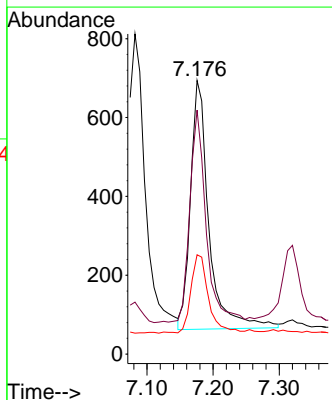
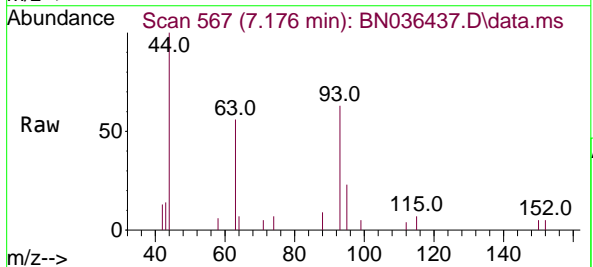
Instrument :
 BNA_N
 ClientSampleId :
 MDL-WATER-03-QT1-2025

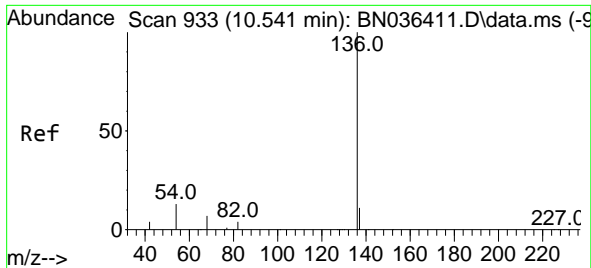
Tgt Ion	Resp	Lower	Upper
99	2162		
99	100		
42	28.7	21.7	32.5
71	41.5	32.6	49.0



#6
 bis(2-Chloroethyl)ether
 Concen: 0.194 ng
 RT: 7.176 min Scan# 567
 Delta R.T. -0.007 min
 Lab File: BN036437.D
 Acq: 12 Feb 2025 12:43

Tgt Ion	Resp	Lower	Upper
93	1224		
93	100		
63	76.0	66.3	99.5
95	30.4	26.2	39.4



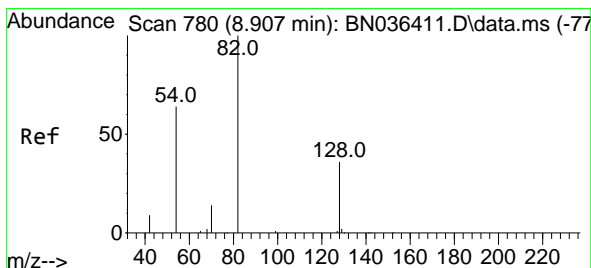
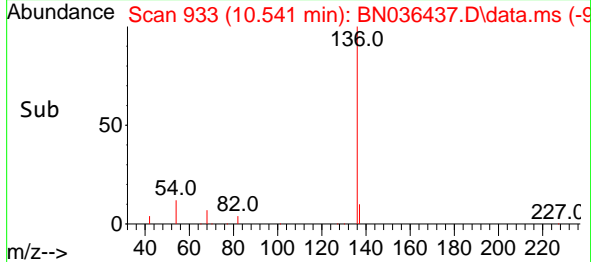
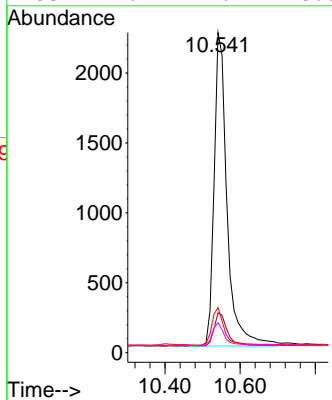
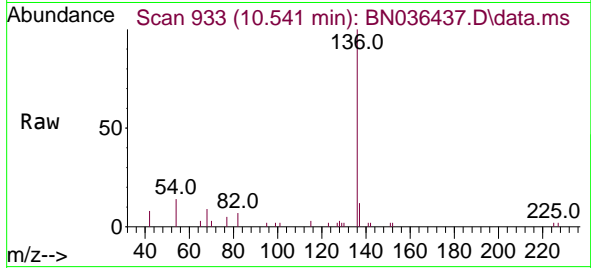


#7
 Naphthalene-d8
 Concen: 0.400 ng
 RT: 10.541 min Scan# 911
 Delta R.T. 0.000 min
 Lab File: BN036437.D
 Acq: 12 Feb 2025 12:43

Instrument :
 BNA_N
 ClientSampleId :
 MDL-WATER-03-QT1-2025

Tgt Ion: 136 Resp: 5368

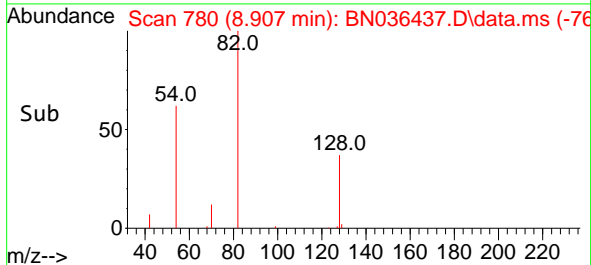
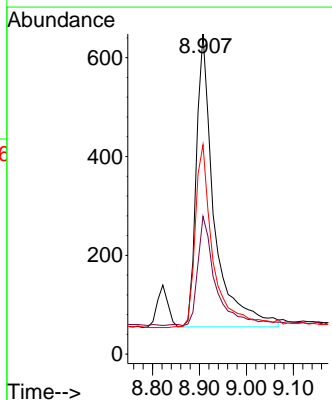
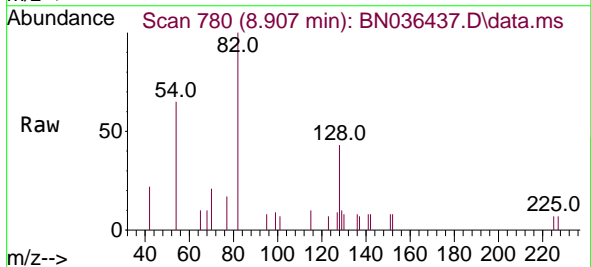
Ion	Ratio	Lower	Upper
136	100		
137	12.5	10.1	15.1
54	14.0	11.8	17.6
68	9.4	7.2	10.8

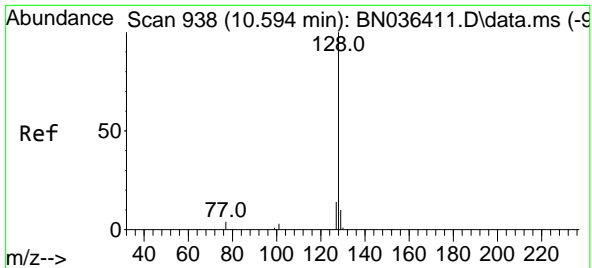


#8
 Nitrobenzene-d5
 Concen: 0.297 ng
 RT: 8.907 min Scan# 780
 Delta R.T. 0.000 min
 Lab File: BN036437.D
 Acq: 12 Feb 2025 12:43

Tgt Ion: 82 Resp: 1571

Ion	Ratio	Lower	Upper
82	100		
128	43.1	31.9	47.9
54	65.4	53.1	79.7



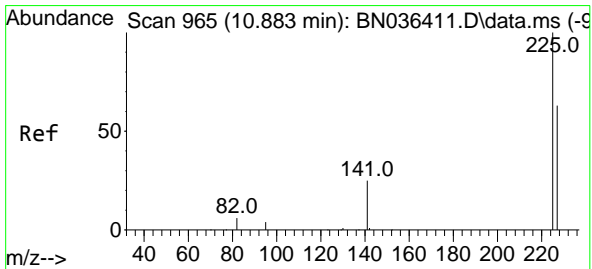
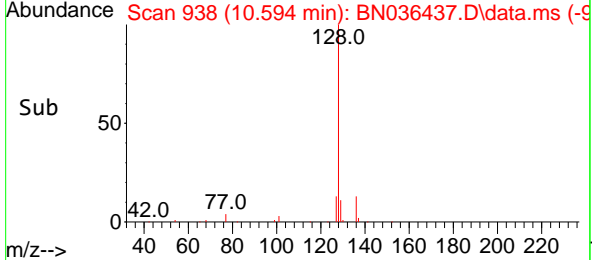
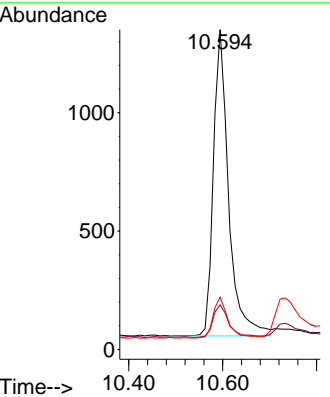
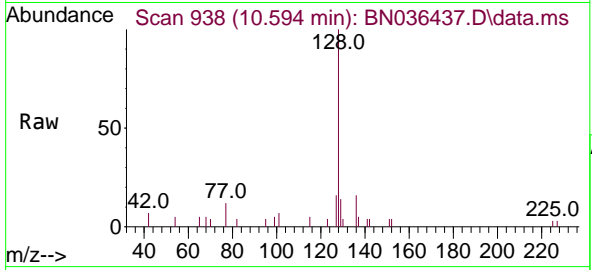


#9
 Naphthalene
 Concen: 0.188 ng
 RT: 10.594 min Scan# 911
 Delta R.T. 0.000 min
 Lab File: BN036437.D
 Acq: 12 Feb 2025 12:43

Instrument : BNA_N
 ClientSampleId : MDL-WATER-03-QT1-2025

Tgt Ion:128 Resp: 2908

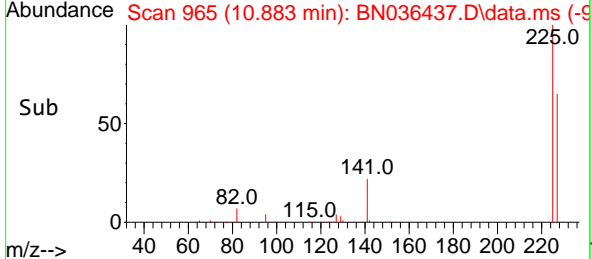
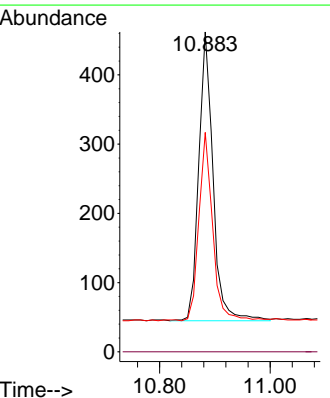
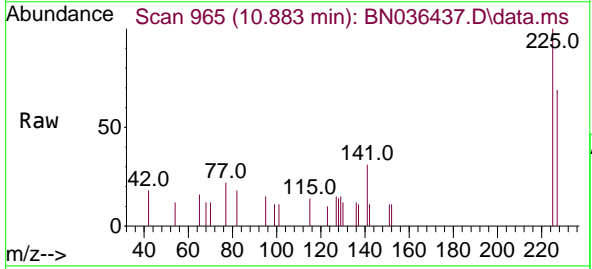
Ion	Ratio	Lower	Upper
128	100		
129	14.0	9.6	14.4
127	16.4	12.0	18.0

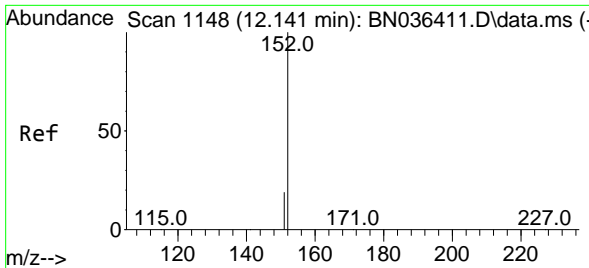


#10
 Hexachlorobutadiene
 Concen: 0.199 ng
 RT: 10.883 min Scan# 965
 Delta R.T. 0.000 min
 Lab File: BN036437.D
 Acq: 12 Feb 2025 12:43

Tgt Ion:225 Resp: 750

Ion	Ratio	Lower	Upper
225	100		
223	0.0	0.0	0.0
227	63.6	50.9	76.3

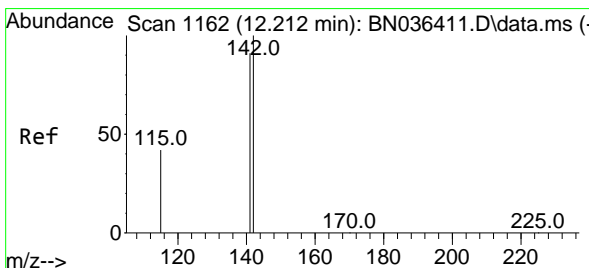
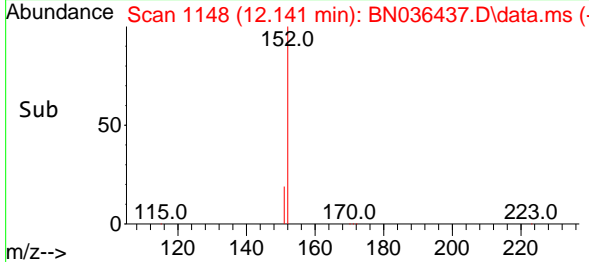
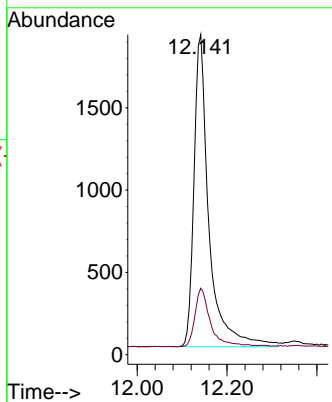
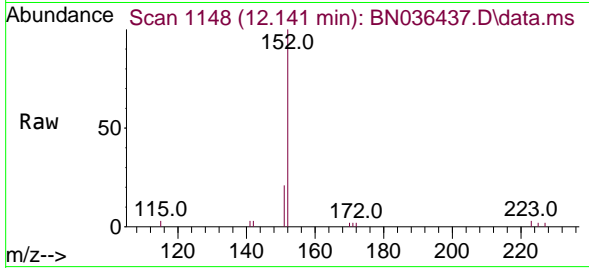




#11
 2-Methylnaphthalene-d10
 Concen: 0.530 ng
 RT: 12.141 min Scan# 1148
 Delta R.T. 0.000 min
 Lab File: BN036437.D
 Acq: 12 Feb 2025 12:43

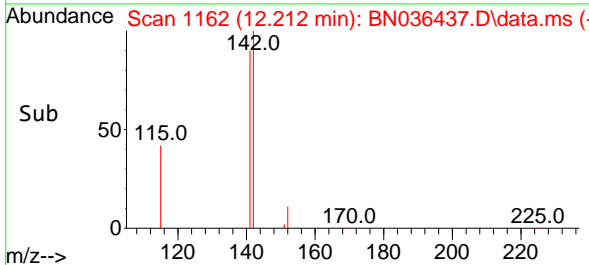
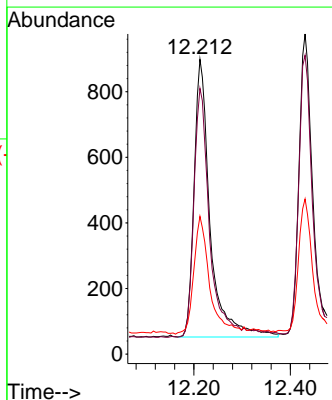
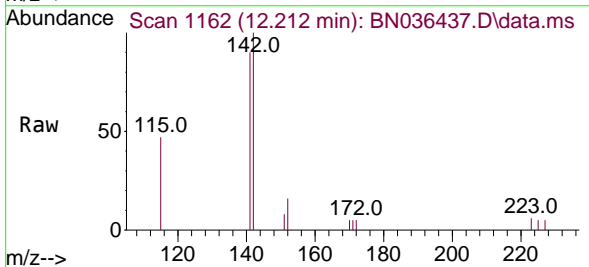
Instrument : BNA_N
 ClientSampleId : MDL-WATER-03-QT1-2025

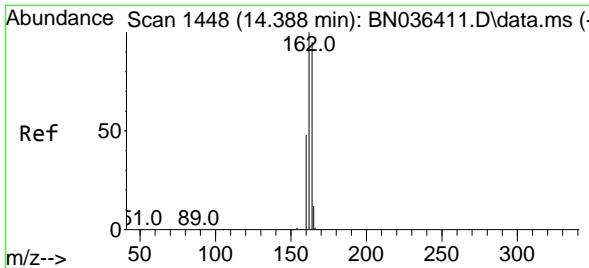
Tgt Ion:152 Resp: 4376
 Ion Ratio Lower Upper
 152 100
 151 19.4 16.6 25.0



#12
 2-Methylnaphthalene
 Concen: 0.193 ng
 RT: 12.212 min Scan# 1162
 Delta R.T. 0.000 min
 Lab File: BN036437.D
 Acq: 12 Feb 2025 12:43

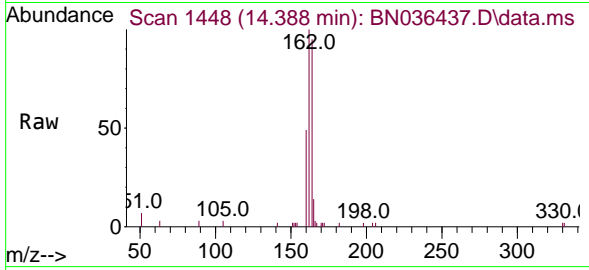
Tgt Ion:142 Resp: 1958
 Ion Ratio Lower Upper
 142 100
 141 90.1 72.8 109.2
 115 46.7 35.5 53.3





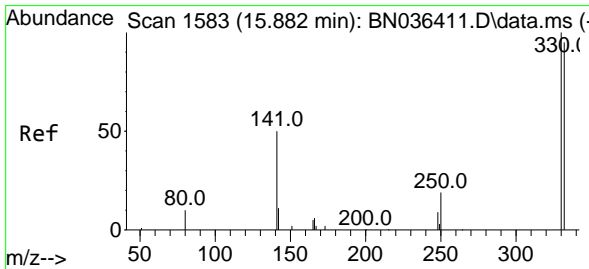
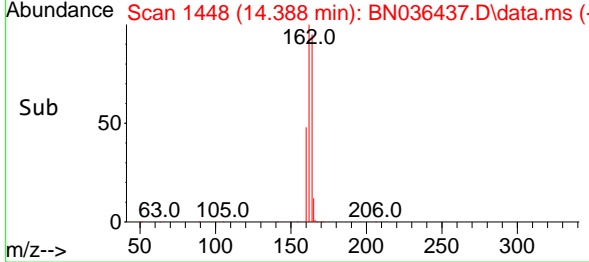
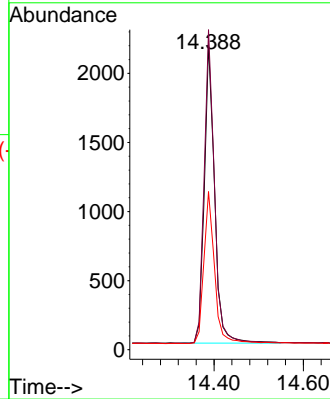
#13
 Acenaphthene-d10
 Concen: 0.400 ng
 RT: 14.388 min Scan# 14
 Delta R.T. 0.000 min
 Lab File: BN036437.D
 Acq: 12 Feb 2025 12:43

Instrument :
 BNA_N
 ClientSampleId :
 MDL-WATER-03-QT1-2025



Tgt Ion:164 Resp: 3455

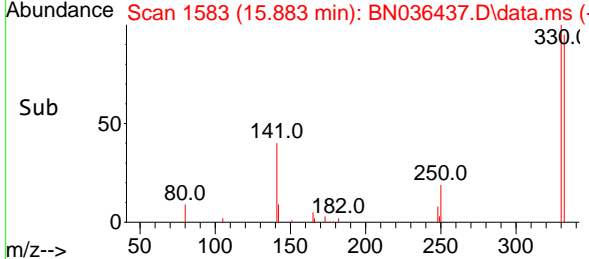
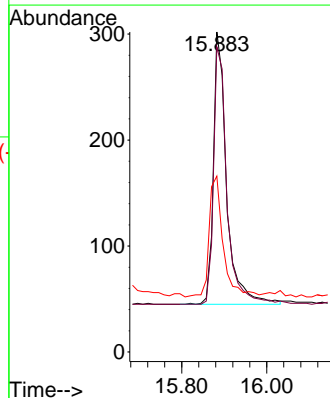
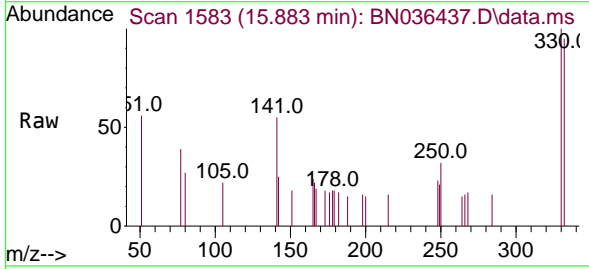
Ion	Ratio	Lower	Upper
164	100		
162	104.8	84.1	126.1
160	51.8	41.4	62.0

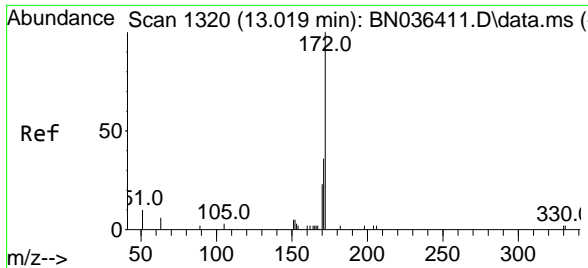


#14
 2,4,6-Tribromophenol
 Concen: 0.325 ng
 RT: 15.883 min Scan# 1583
 Delta R.T. 0.000 min
 Lab File: BN036437.D
 Acq: 12 Feb 2025 12:43

Tgt Ion:330 Resp: 556

Ion	Ratio	Lower	Upper
330	100		
332	95.3	76.6	114.8
141	46.9	37.8	56.8

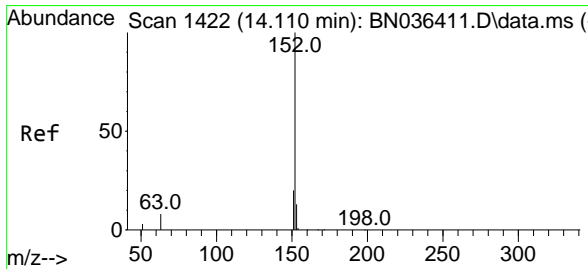
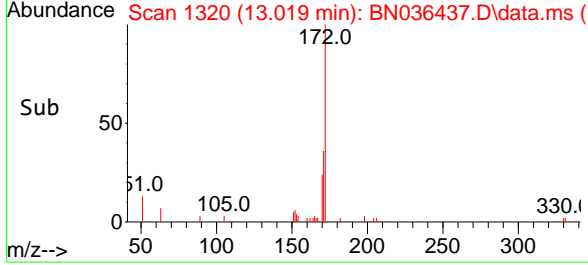
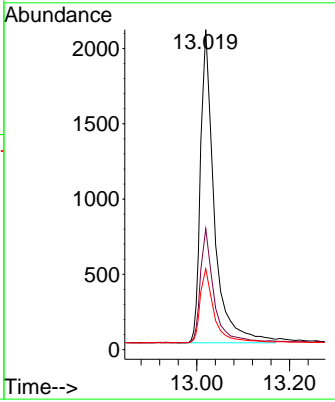
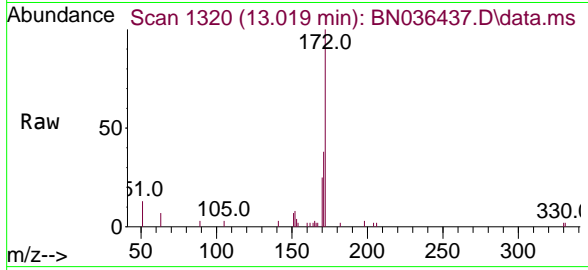




#15
 2-Fluorobiphenyl
 Concen: 0.291 ng
 RT: 13.019 min Scan# 111
 Delta R.T. 0.000 min
 Lab File: BN036437.D
 Acq: 12 Feb 2025 12:43

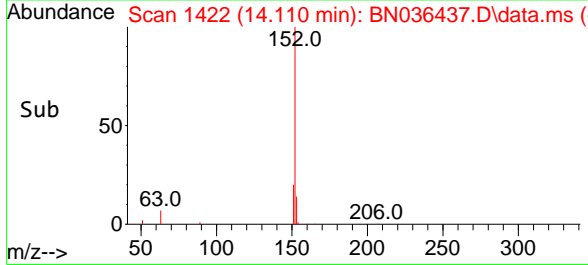
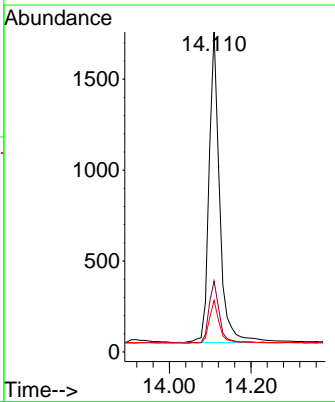
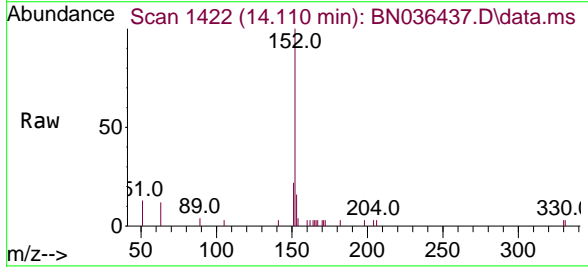
Instrument : BNA_N
 ClientSampleId : MDL-WATER-03-QT1-2025

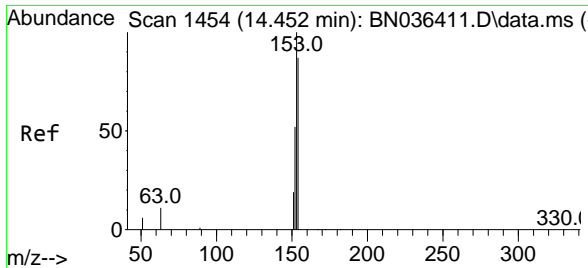
Tgt Ion	Resp	Lower	Upper
172	3782		
171	37.8	29.6	44.4
170	25.3	19.8	29.6



#16
 Acenaphthylene
 Concen: 0.201 ng
 RT: 14.110 min Scan# 1422
 Delta R.T. 0.000 min
 Lab File: BN036437.D
 Acq: 12 Feb 2025 12:43

Tgt Ion	Resp	Lower	Upper
152	3069		
151	20.0	15.8	23.8
153	13.6	10.2	15.2

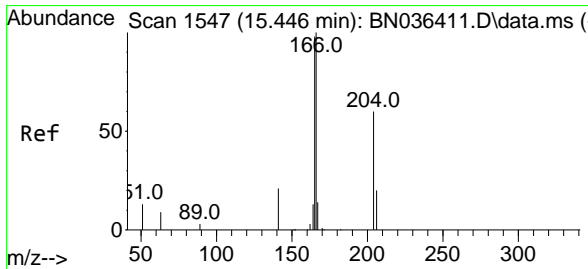
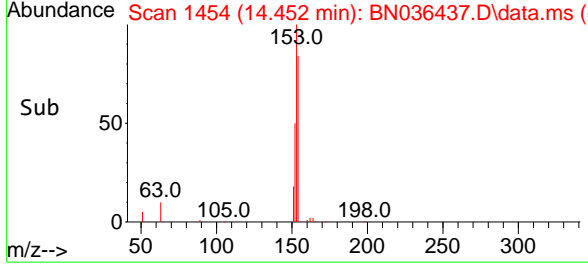
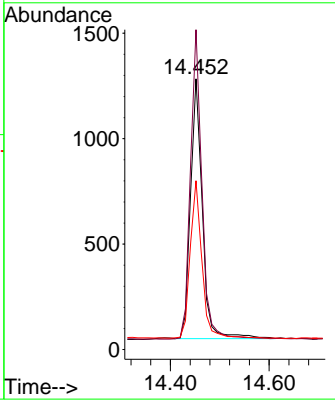
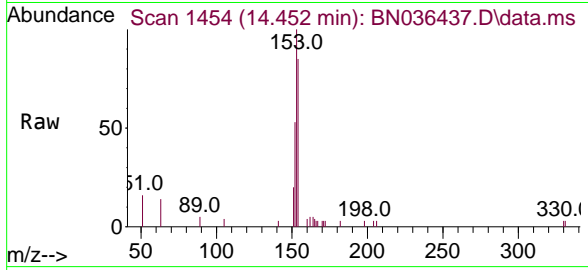




#17
 Acenaphthene
 Concen: 0.201 ng
 RT: 14.452 min Scan# 1454
 Delta R.T. 0.000 min
 Lab File: BN036437.D
 Acq: 12 Feb 2025 12:43

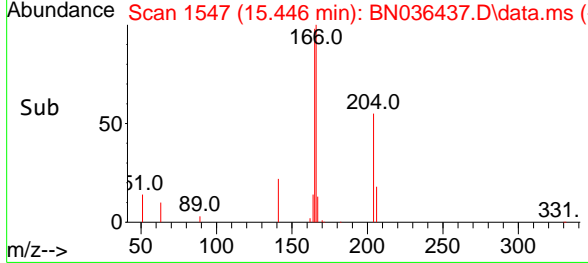
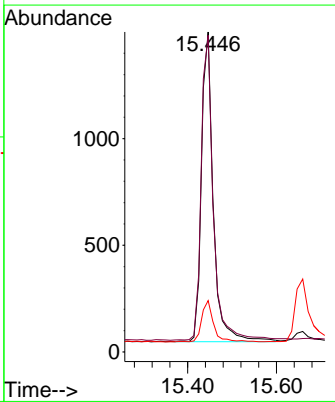
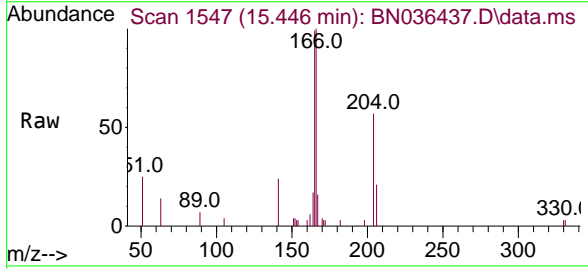
Instrument : BNA_N
 ClientSampleId : MDL-WATER-03-QT1-2025

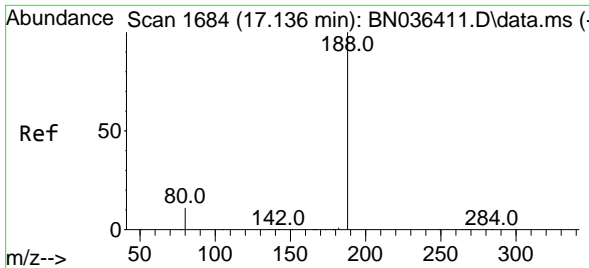
Tgt Ion	Resp	Lower	Upper
154	100		
153	115.6	93.3	139.9
152	60.1	48.8	73.2



#18
 Fluorene
 Concen: 0.196 ng
 RT: 15.446 min Scan# 1547
 Delta R.T. 0.000 min
 Lab File: BN036437.D
 Acq: 12 Feb 2025 12:43

Tgt Ion	Resp	Lower	Upper
166	100		
165	99.9	79.5	119.3
167	13.5	10.4	15.6



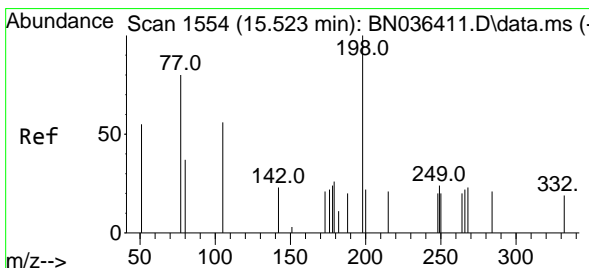
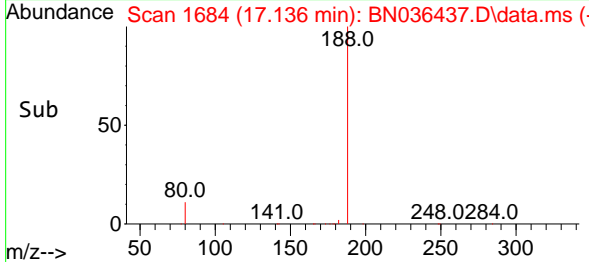
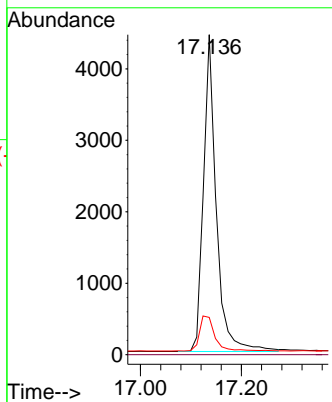
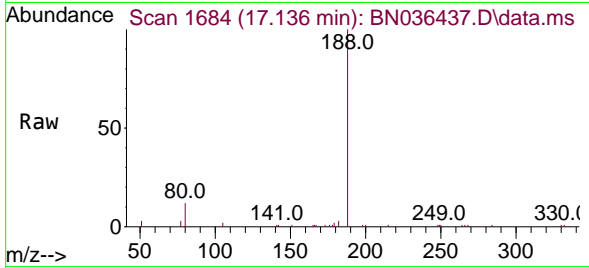


#19
 Phenanthrene-d10
 Concen: 0.400 ng
 RT: 17.136 min Scan# 1684
 Delta R.T. 0.000 min
 Lab File: BN036437.D
 Acq: 12 Feb 2025 12:43

Instrument : BNA_N
 ClientSampleId : MDL-WATER-03-QT1-2025

Tgt Ion:188 Resp: 7823

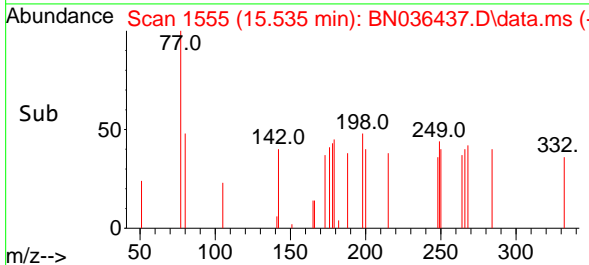
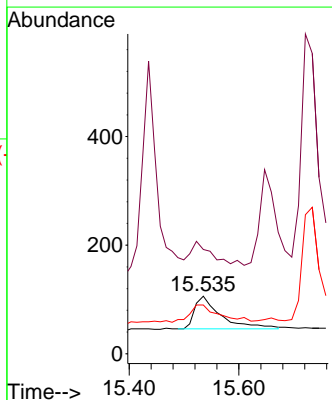
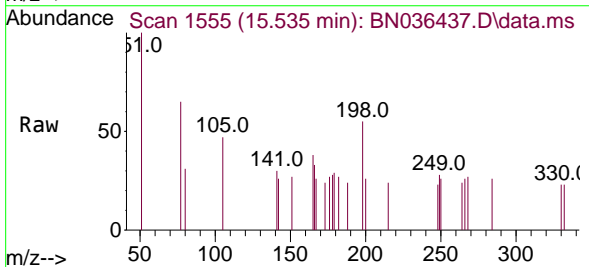
Ion	Ratio	Lower	Upper
188	100		
94	0.0	0.0	0.0
80	11.7	9.8	14.6

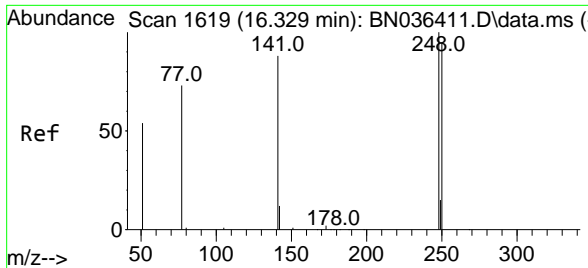


#20
 4,6-Dinitro-2-methylphenol
 Concen: 0.128 ng
 RT: 15.535 min Scan# 1555
 Delta R.T. 0.012 min
 Lab File: BN036437.D
 Acq: 12 Feb 2025 12:43

Tgt Ion:198 Resp: 197

Ion	Ratio	Lower	Upper
198	100		
51	181.1	86.6	129.8
105	84.9	57.5	86.3



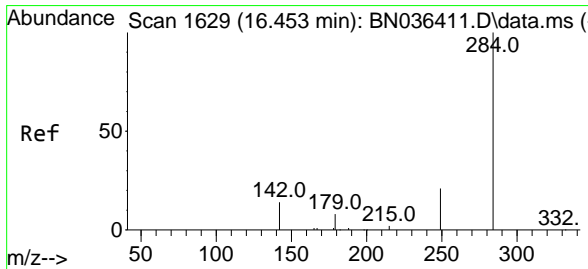
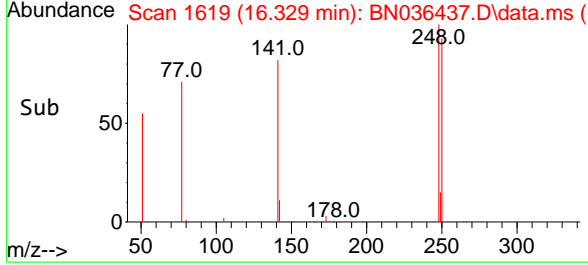
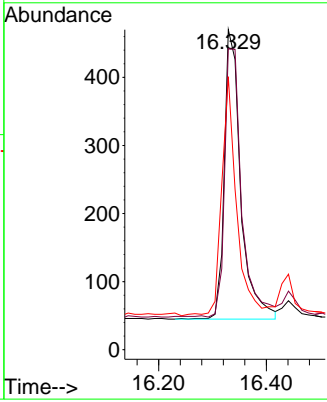
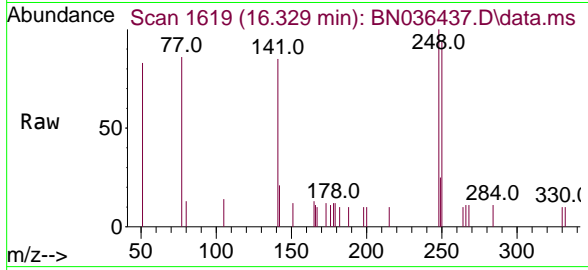


#21
 4-Bromophenyl-phenylether
 Concen: 0.192 ng
 RT: 16.329 min Scan# 1619
 Delta R.T. 0.000 min
 Lab File: BN036437.D
 Acq: 12 Feb 2025 12:43

Instrument :
 BNA_N
 ClientSampleId :
 MDL-WATER-03-QT1-2025

Tgt Ion:248 Resp: 898

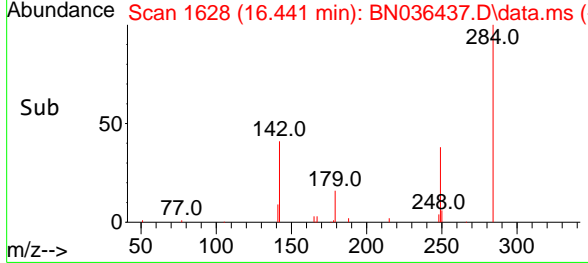
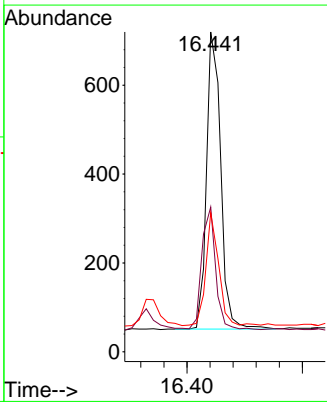
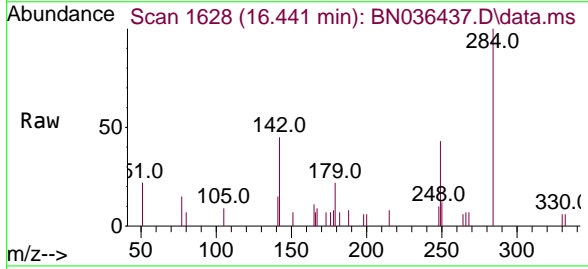
Ion	Ratio	Lower	Upper
248	100		
250	94.0	76.1	114.1
141	85.3	71.7	107.5

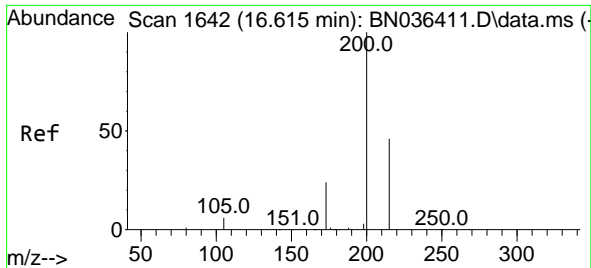


#22
 Hexachlorobenzene
 Concen: 0.198 ng
 RT: 16.441 min Scan# 1628
 Delta R.T. -0.012 min
 Lab File: BN036437.D
 Acq: 12 Feb 2025 12:43

Tgt Ion:284 Resp: 1139

Ion	Ratio	Lower	Upper
284	100		
142	40.7	33.4	50.0
249	34.4	28.6	43.0

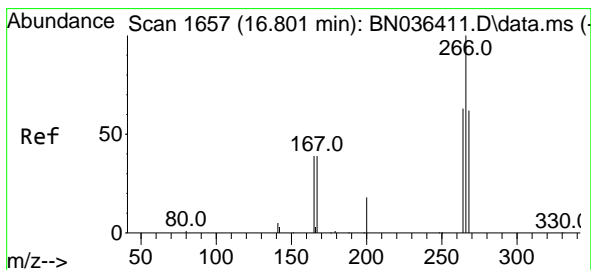
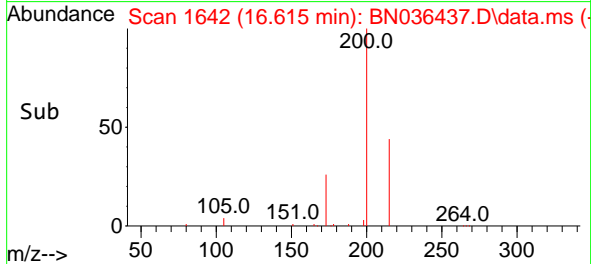
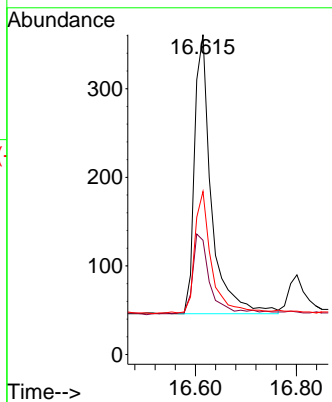
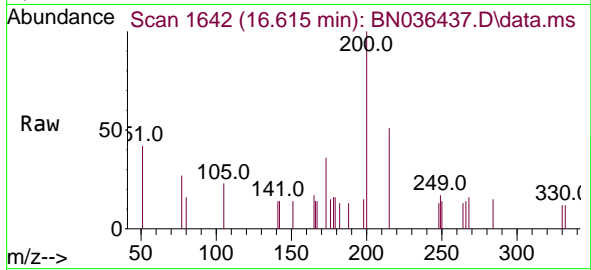




#23
 Atrazine
 Concen: 0.188 ng
 RT: 16.615 min Scan# 1642
 Delta R.T. 0.000 min
 Lab File: BN036437.D
 Acq: 12 Feb 2025 12:43

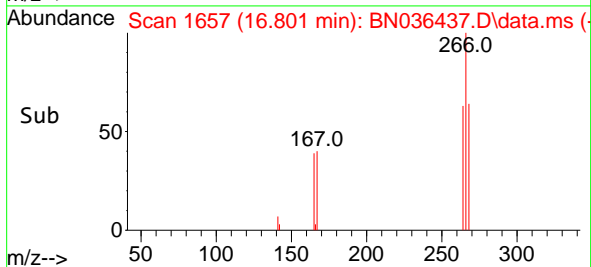
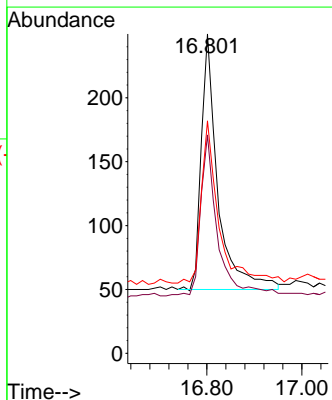
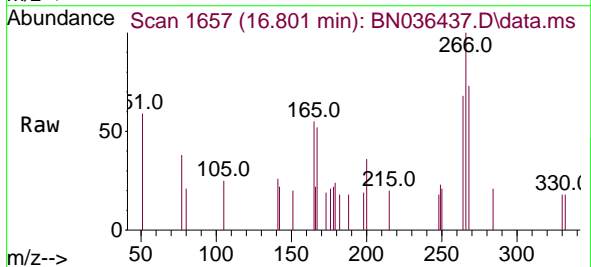
Instrument : BNA_N
 ClientSampleId : MDL-WATER-03-QT1-2025

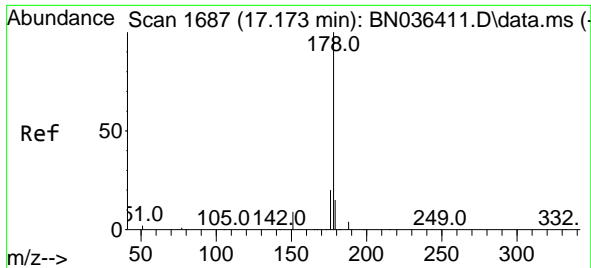
Tgt Ion	Resp	Lower	Upper
200	100		
173	35.7	23.2	34.8#
215	51.0	40.0	60.0



#24
 Pentachlorophenol
 Concen: 0.178 ng
 RT: 16.801 min Scan# 1657
 Delta R.T. 0.000 min
 Lab File: BN036437.D
 Acq: 12 Feb 2025 12:43

Tgt Ion	Resp	Lower	Upper
266	100		
264	64.0	50.6	76.0
268	65.6	51.9	77.9



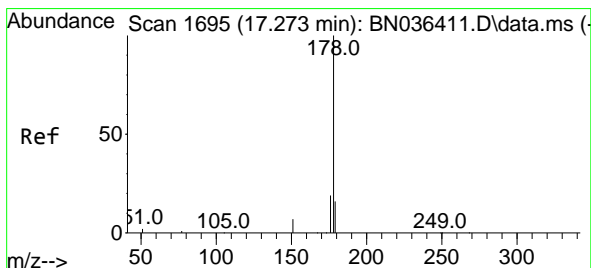
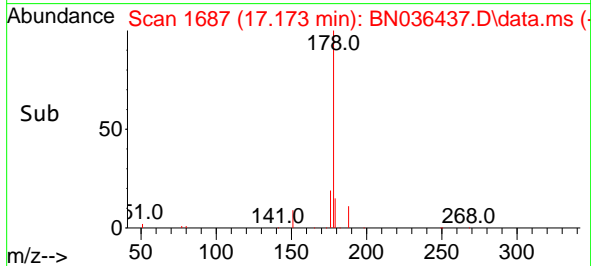
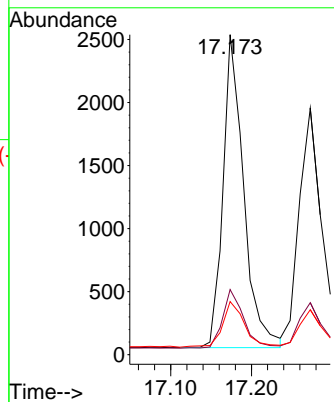
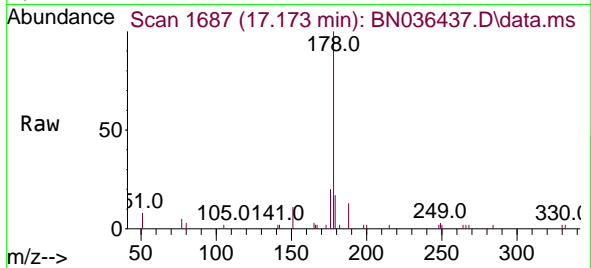


#25
 Phenanthrene
 Concen: 0.195 ng
 RT: 17.173 min Scan# 1687
 Delta R.T. 0.000 min
 Lab File: BN036437.D
 Acq: 12 Feb 2025 12:43

Instrument : BNA_N
 ClientSampleId : MDL-WATER-03-QT1-2025

Tgt Ion:178 Resp: 4416

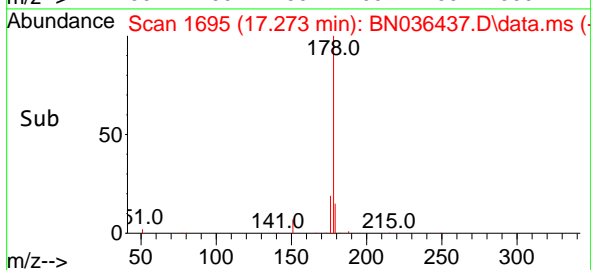
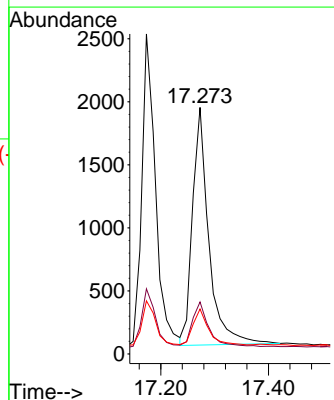
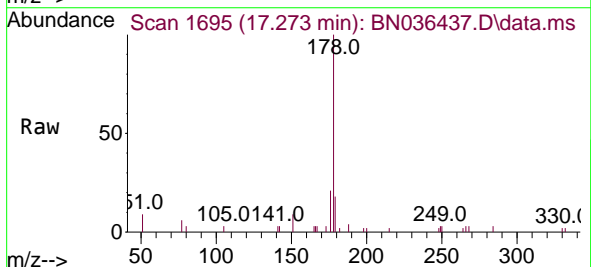
Ion	Ratio	Lower	Upper
178	100		
176	19.2	15.7	23.5
179	15.6	12.4	18.6

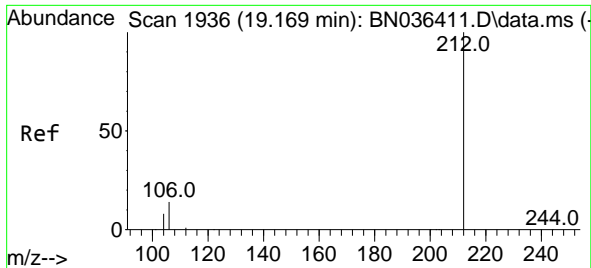


#26
 Anthracene
 Concen: 0.199 ng
 RT: 17.273 min Scan# 1695
 Delta R.T. 0.000 min
 Lab File: BN036437.D
 Acq: 12 Feb 2025 12:43

Tgt Ion:178 Resp: 3973

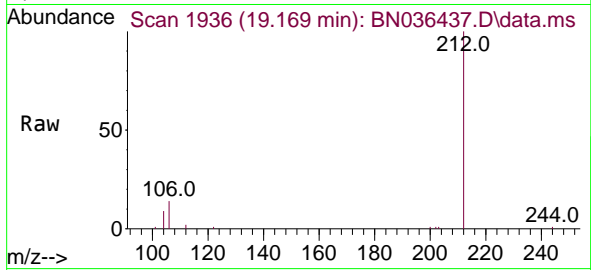
Ion	Ratio	Lower	Upper
178	100		
176	19.5	14.9	22.3
179	14.6	12.4	18.6



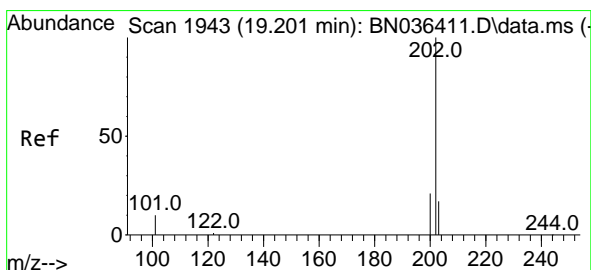
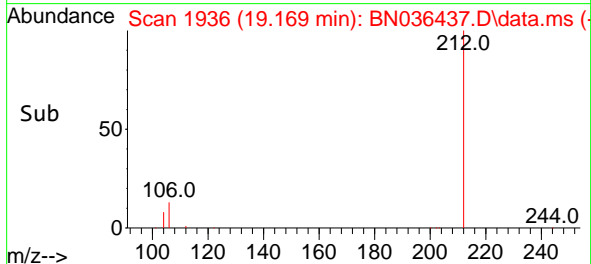
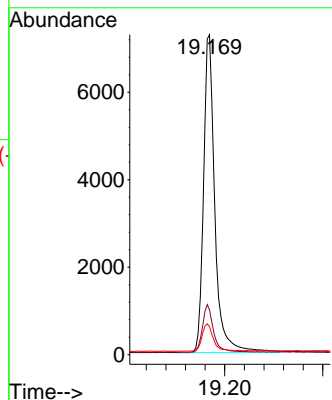


#27
 Fluoranthene-d10
 Concen: 0.535 ng
 RT: 19.169 min Scan# 1936
 Delta R.T. 0.000 min
 Lab File: BN036437.D
 Acq: 12 Feb 2025 12:43

Instrument :
 BNA_N
 ClientSampleId :
 MDL-WATER-03-QT1-2025

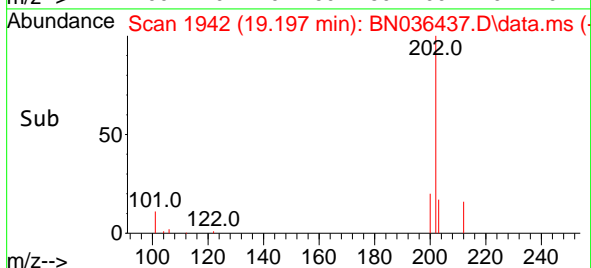
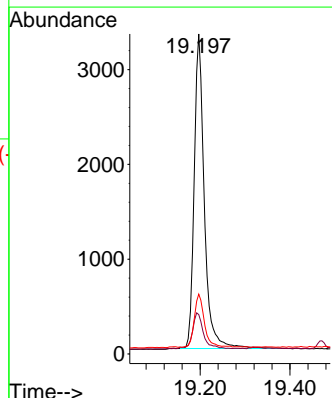
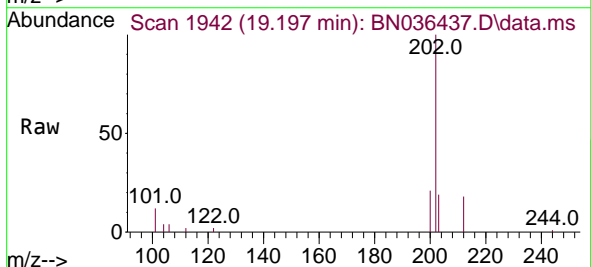


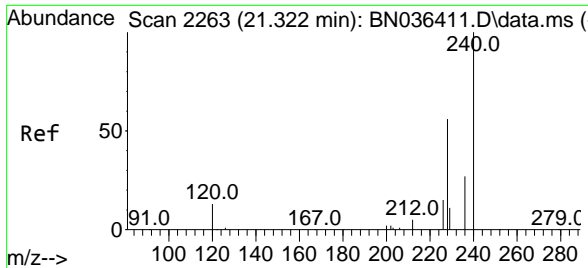
Tgt Ion:212 Resp: 11629
 Ion Ratio Lower Upper
 212 100
 106 14.7 11.5 17.3
 104 8.5 7.1 10.7



#28
 Fluoranthene
 Concen: 0.187 ng
 RT: 19.197 min Scan# 1942
 Delta R.T. -0.005 min
 Lab File: BN036437.D
 Acq: 12 Feb 2025 12:43

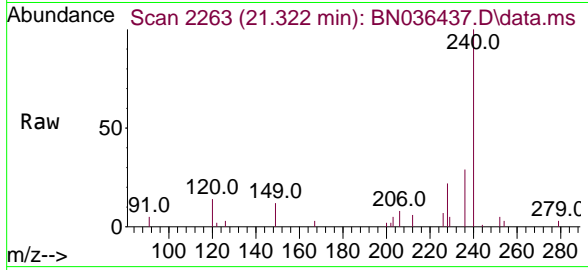
Tgt Ion:202 Resp: 5203
 Ion Ratio Lower Upper
 202 100
 101 12.1 9.2 13.8
 203 16.7 13.4 20.0





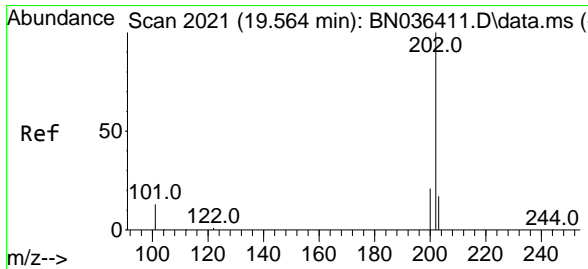

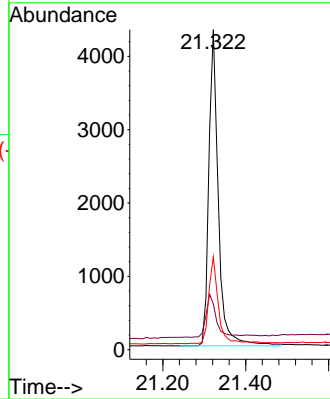
#29
 Chrysene-d12
 Concen: 0.400 ng
 RT: 21.322 min Scan# 21
 Delta R.T. 0.000 min
 Lab File: BN036437.D
 Acq: 12 Feb 2025 12:43

Instrument :
 BNA_N
 ClientSampleId :
 MDL-WATER-03-QT1-2025



Tgt Ion:240 Resp: 6882

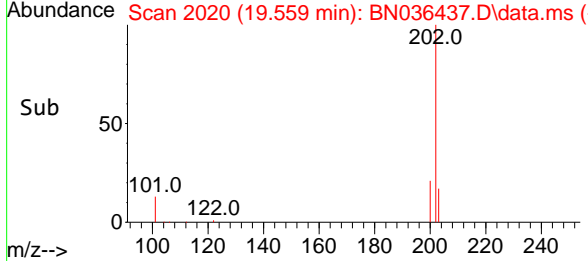
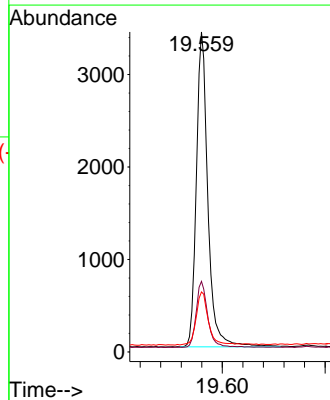
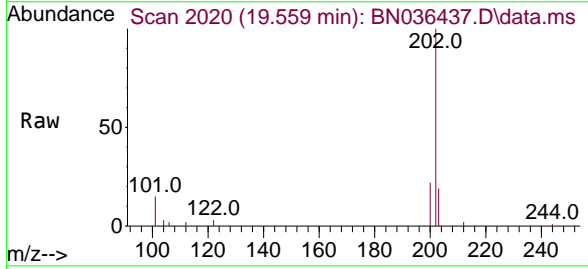
Ion	Ratio	Lower	Upper
240	100		
120	14.3	13.3	19.9
236	29.0	23.0	34.6

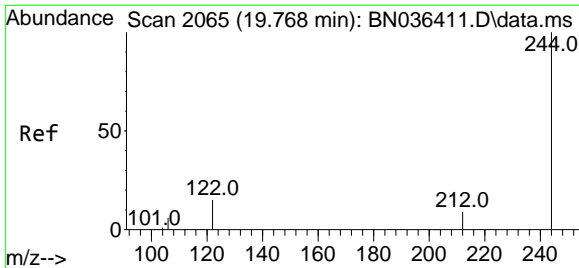


#30
 Pyrene
 Concen: 0.201 ng
 RT: 19.559 min Scan# 2020
 Delta R.T. -0.005 min
 Lab File: BN036437.D
 Acq: 12 Feb 2025 12:43

Tgt Ion:202 Resp: 5317

Ion	Ratio	Lower	Upper
202	100		
200	21.0	16.9	25.3
203	18.0	13.9	20.9

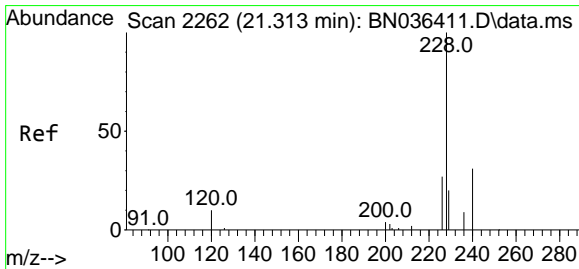
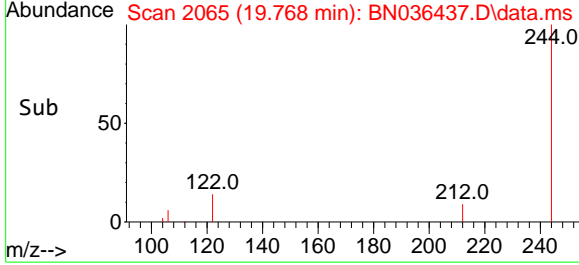
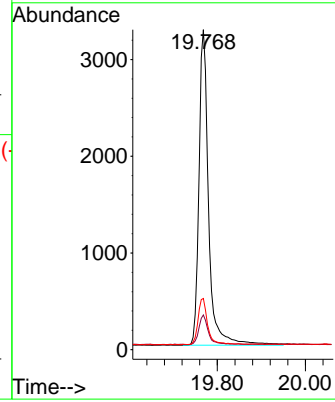
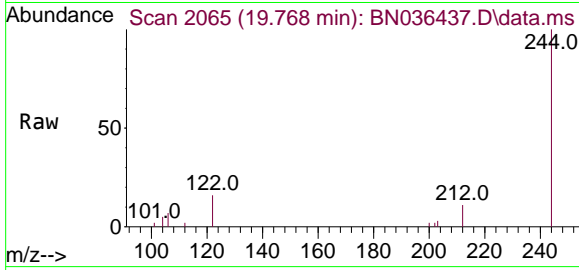




#31
 Terphenyl-d14
 Concen: 0.337 ng
 RT: 19.768 min Scan# 2065
 Delta R.T. 0.000 min
 Lab File: BN036437.D
 Acq: 12 Feb 2025 12:43

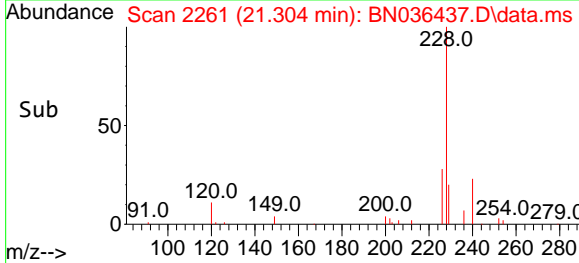
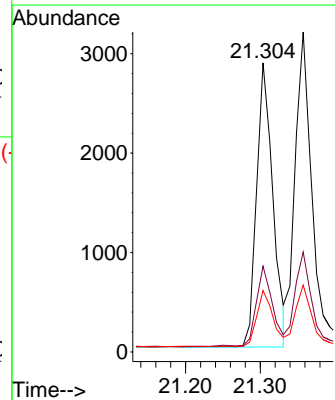
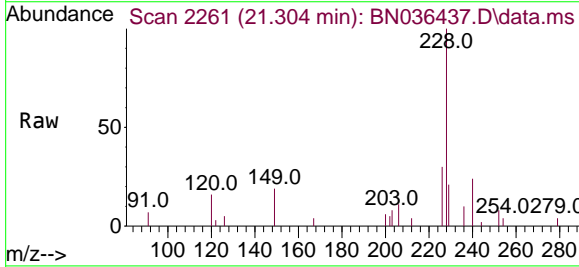
Instrument : BNA_N
 ClientSampleId : MDL-WATER-03-QT1-2025

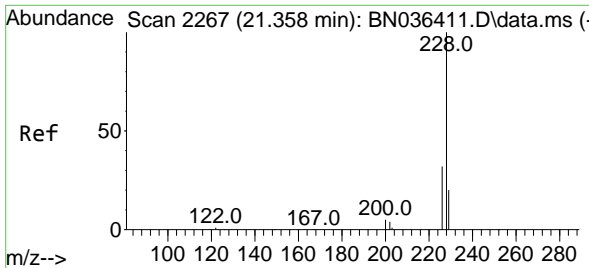
Tgt Ion	Resp	Lower	Upper
244	100		
212	10.9	8.1	12.1
122	16.0	12.8	19.2



#32
 Benzo(a)anthracene
 Concen: 0.192 ng
 RT: 21.304 min Scan# 2261
 Delta R.T. -0.009 min
 Lab File: BN036437.D
 Acq: 12 Feb 2025 12:43

Tgt Ion	Resp	Lower	Upper
228	100		
226	29.6	22.2	33.2
229	21.2	16.5	24.7

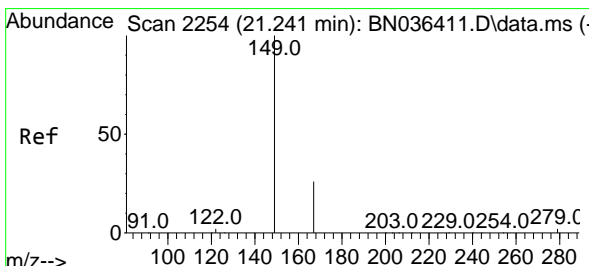
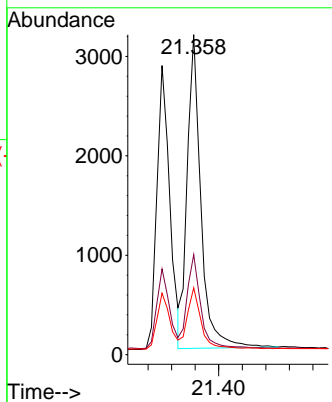

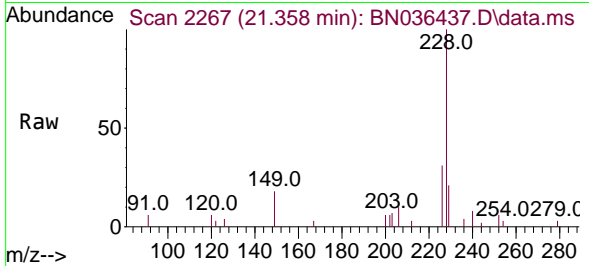




#33
 Chrysene
 Concen: 0.208 ng
 RT: 21.358 min Scan# 21
 Delta R.T. 0.000 min
 Lab File: BN036437.D
 Acq: 12 Feb 2025 12:43

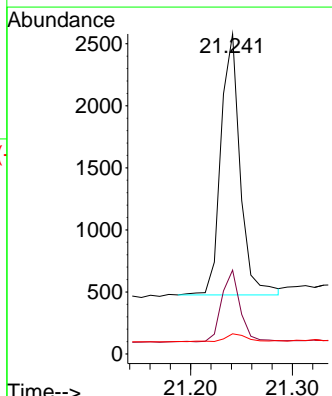
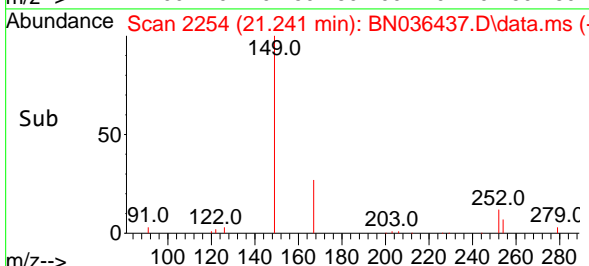
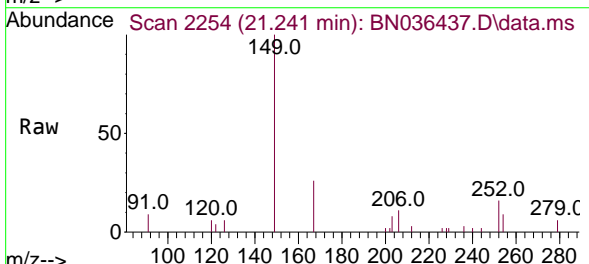
Instrument : BNA_N
 ClientSampleId : MDL-WATER-03-QT1-2025

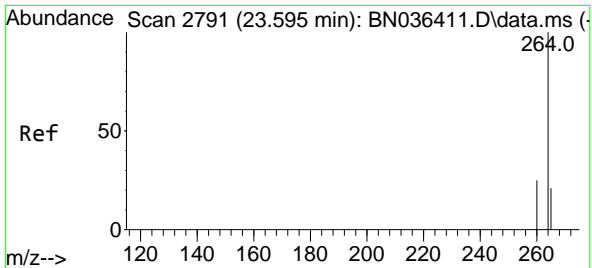
Tgt Ion	Resp	Lower	Upper
228	5089		
226	31.3	25.5	38.3
229	20.9	16.4	24.6



#34
 Bis(2-ethylhexyl)phthalate
 Concen: 0.196 ng
 RT: 21.241 min Scan# 2254
 Delta R.T. 0.000 min
 Lab File: BN036437.D
 Acq: 12 Feb 2025 12:43

Tgt Ion	Resp	Lower	Upper
149	2766		
167	26.2	21.2	31.8
279	3.3	2.7	4.1



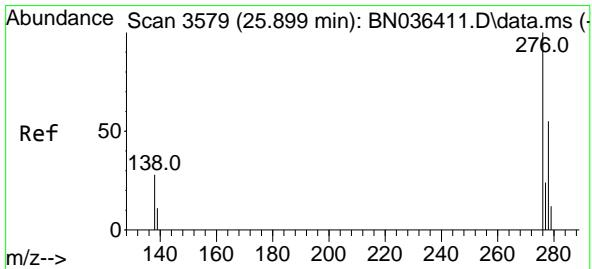
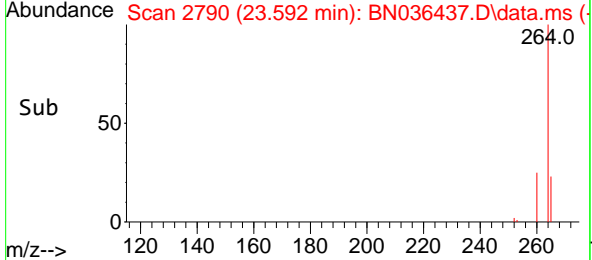
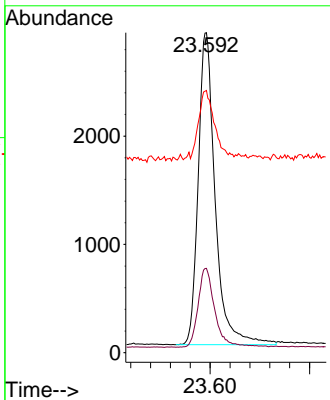
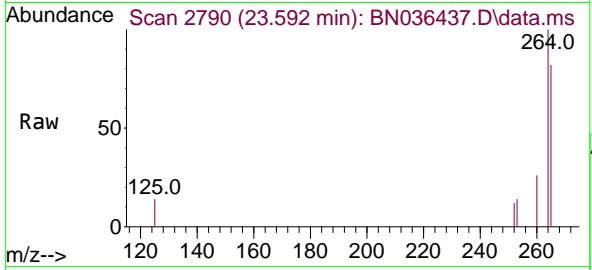


#35
 Perylene-d12
 Concen: 0.400 ng
 RT: 23.592 min Scan# 21
 Delta R.T. -0.003 min
 Lab File: BN036437.D
 Acq: 12 Feb 2025 12:43

Instrument : BNA_N
 ClientSampleId : MDL-WATER-03-QT1-2025

Tgt Ion:264 Resp: 6821

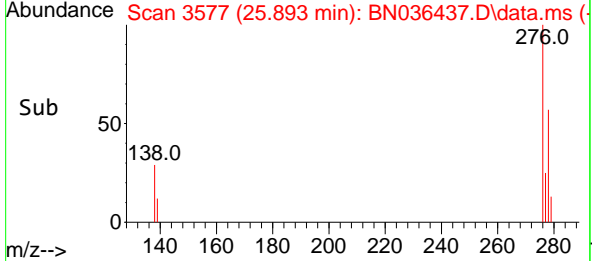
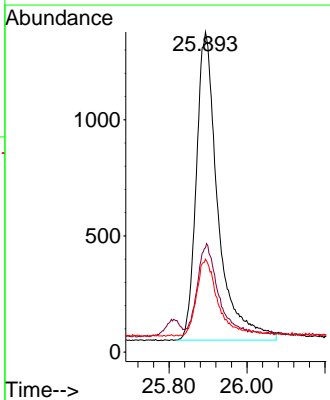
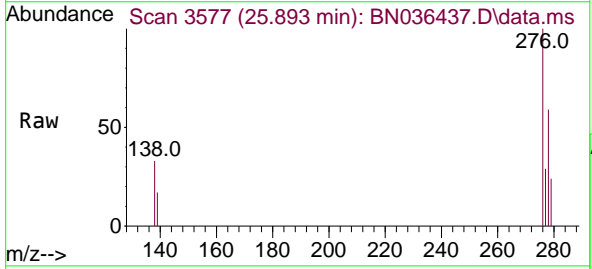
Ion	Ratio	Lower	Upper
264	100		
260	26.4	20.9	31.3
265	82.0	60.7	91.1

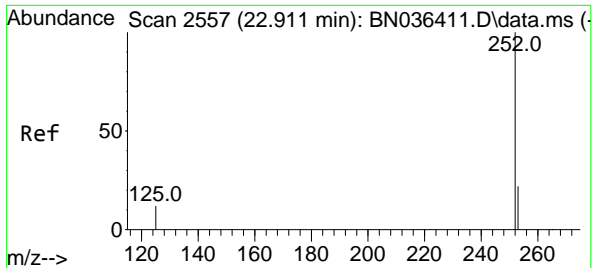


#36
 Indeno(1,2,3-cd)pyrene
 Concen: 0.214 ng
 RT: 25.893 min Scan# 3577
 Delta R.T. -0.006 min
 Lab File: BN036437.D
 Acq: 12 Feb 2025 12:43

Tgt Ion:276 Resp: 5098

Ion	Ratio	Lower	Upper
276	100		
138	27.2	22.2	33.2
277	24.3	19.8	29.6



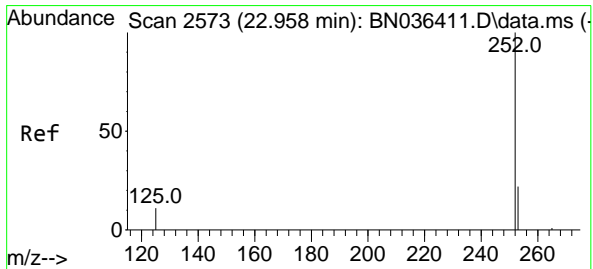
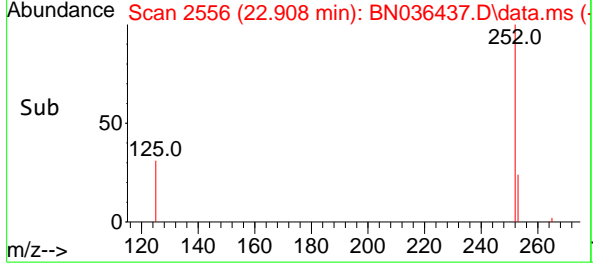
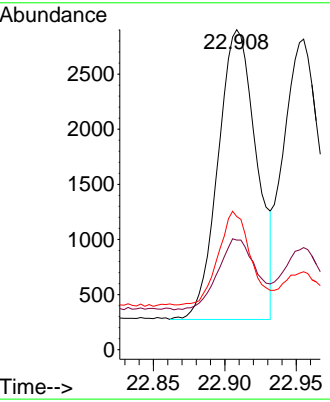
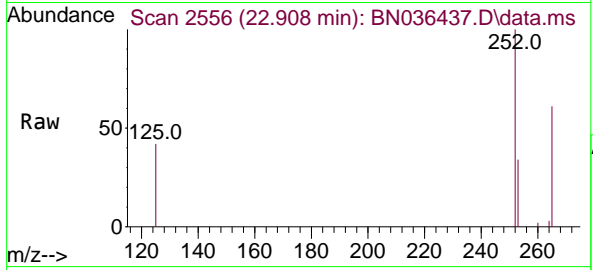


#37
 Benzo(b)fluoranthene
 Concen: 0.219 ng
 RT: 22.908 min Scan# 21
 Delta R.T. -0.003 min
 Lab File: BN036437.D
 Acq: 12 Feb 2025 12:43

Instrument : BNA_N
 ClientSampleId : MDL-WATER-03-QT1-2025

Tgt Ion:252 Resp: 4921

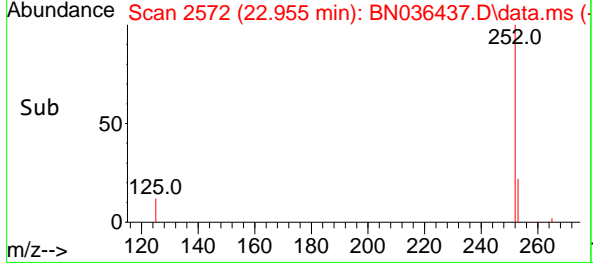
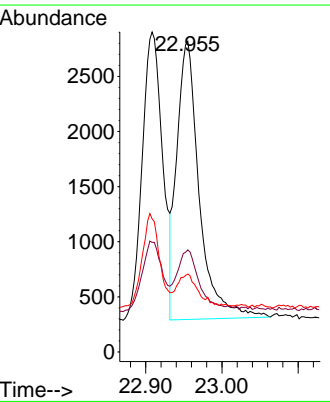
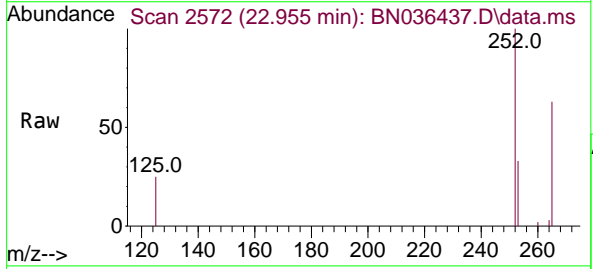
Ion	Ratio	Lower	Upper
252	100		
253	34.3	21.9	32.9#
125	41.6	15.0	22.6#

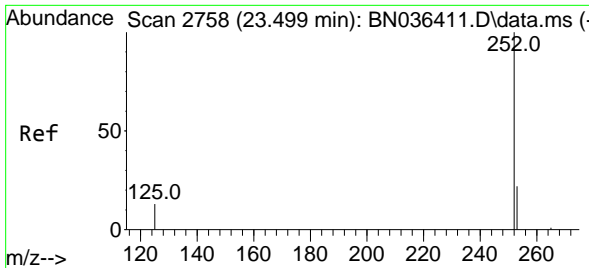


#38
 Benzo(k)fluoranthene
 Concen: 0.224 ng
 RT: 22.955 min Scan# 2572
 Delta R.T. -0.003 min
 Lab File: BN036437.D
 Acq: 12 Feb 2025 12:43

Tgt Ion:252 Resp: 5171

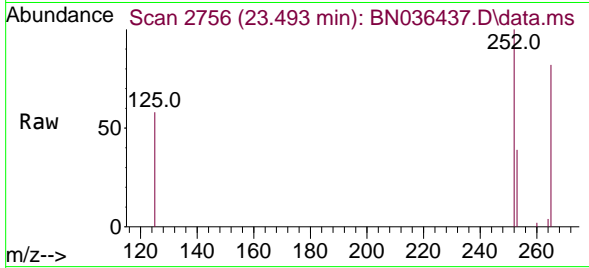
Ion	Ratio	Lower	Upper
252	100		
253	32.9	22.2	33.4
125	25.1	15.0	22.4#



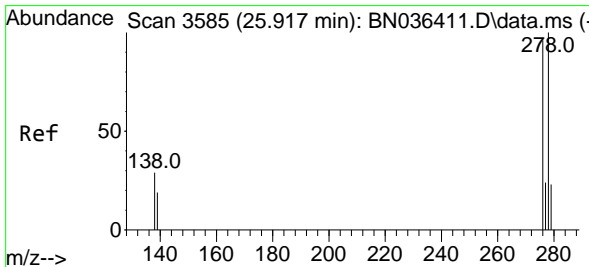
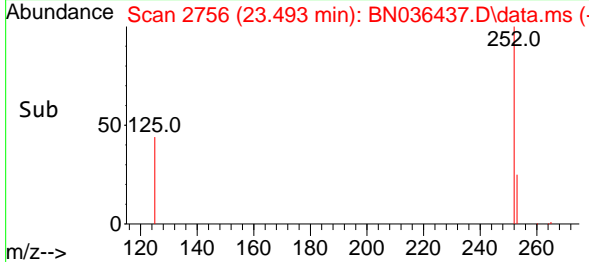
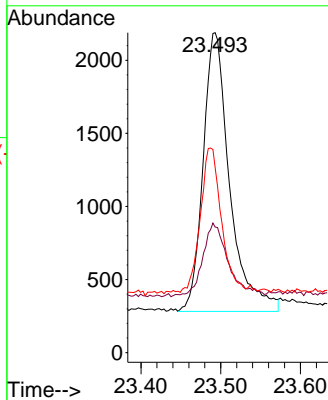


#39
 Benzo(a)pyrene
 Concen: 0.225 ng
 RT: 23.493 min Scan# 21
 Delta R.T. -0.006 min
 Lab File: BN036437.D
 Acq: 12 Feb 2025 12:43

Instrument :
 BNA_N
 ClientSampleId :
 MDL-WATER-03-QT1-2025

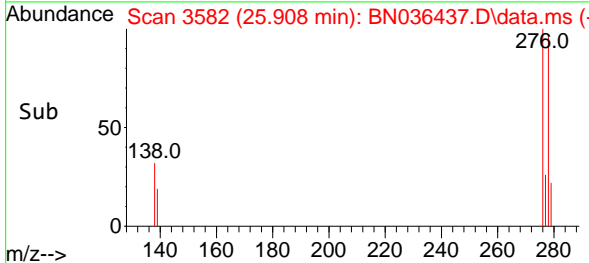
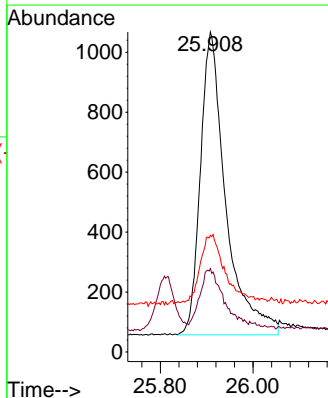
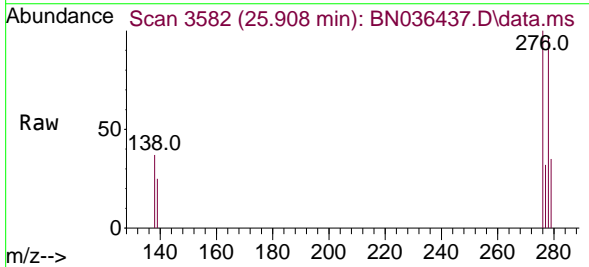


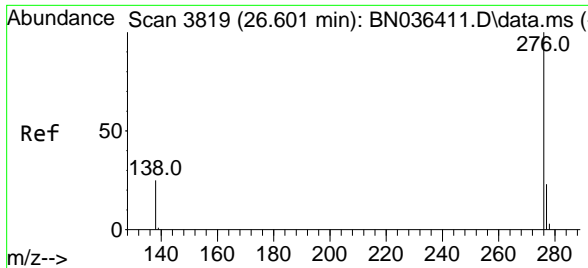
Tgt Ion:252 Resp: 4415
 Ion Ratio Lower Upper
 252 100
 253 39.2 24.4 36.6#
 125 57.8 18.2 27.2#



#40
 Dibenzo(a,h)anthracene
 Concen: 0.205 ng
 RT: 25.908 min Scan# 3582
 Delta R.T. -0.009 min
 Lab File: BN036437.D
 Acq: 12 Feb 2025 12:43

Tgt Ion:278 Resp: 3853
 Ion Ratio Lower Upper
 278 100
 139 26.0 18.5 27.7
 279 36.4 24.8 37.2





#41
 Benzo(g,h,i)perylene
 Concen: 0.202 ng
 RT: 26.592 min Scan# 31
 Delta R.T. -0.009 min
 Lab File: BN036437.D
 Acq: 12 Feb 2025 12:43

Instrument :
 BNA_N
 ClientSampleId :
 MDL-WATER-03-QT1-2025

Tgt Ion:276 Resp: 4318

Ion	Ratio	Lower	Upper
276	100		
277	26.5	20.7	31.1
138	28.6	21.8	32.6

