

Data Path : Z:\SVOASRV\HPCHEM1\BNA N\DATA\BN031820\
 Data File : BN010267.D
 Acq On : 18 Mar 2020 17:20
 Operator : CG/JU
 Sample : PB127606BSD
 Misc :
 ALS Vial : 4 Sample Multiplier: 1

Instrument :
 BNA_N
 ClientSampleId :
 PB127606BSD

Quant Time: Mar 19 01:13:18 2020
 Quant Method : Z:\SVOASRV\HPCHEM1\BNA N\METHODS\8270-SIM-BN031320.M
 Quant Title : ASP BNA STANDARDS FOR 5 POINT CALIBRATION
 QLast Update : Mon Mar 16 02:17:23 2020
 Response via : Initial Calibration

Internal Standards	R.T.	QIon	Response	Conc	Units	Dev(Min)
1) 1,4-Dichlorobenzene-d4	7.63	152	3594	0.40	ng	0.00
7) Naphthalene-d8	10.38	136	12490	0.40	ng	-0.01
13) Acenaphthene-d10	14.25	164	7658	0.40	ng	-0.01
19) Phenanthrene-d10	16.99	188	18553	0.40	ng	-0.01
27) Chrysene-d12	21.19	240	18638	0.40	ng	-0.01
34) Perylene-d12	23.35	264	19749	0.40	ng	-0.02

System Monitoring Compounds

4) 2-Fluorophenol	5.26	112	2744	0.33	ng	0.00
5) Phenol-d6	6.81	99	3482	0.33	ng	0.00
8) Nitrobenzene-d5	8.76	82	2942	0.39	ng	-0.01
11) 2-Methylnaphthalene-d10	11.98	152	7869	0.38	ng	-0.01
14) 2,4,6-Tribromophenol	15.73	330	1004	0.37	ng	-0.02
15) 2-Fluorobiphenyl	12.86	172	11996	0.44	ng	-0.01
25) Fluoranthene-d10	19.02	212	21121	0.37	ng	-0.01
29) Terphenyl-d14	19.63	244	16670	0.39	ng	-0.02

Target Compounds

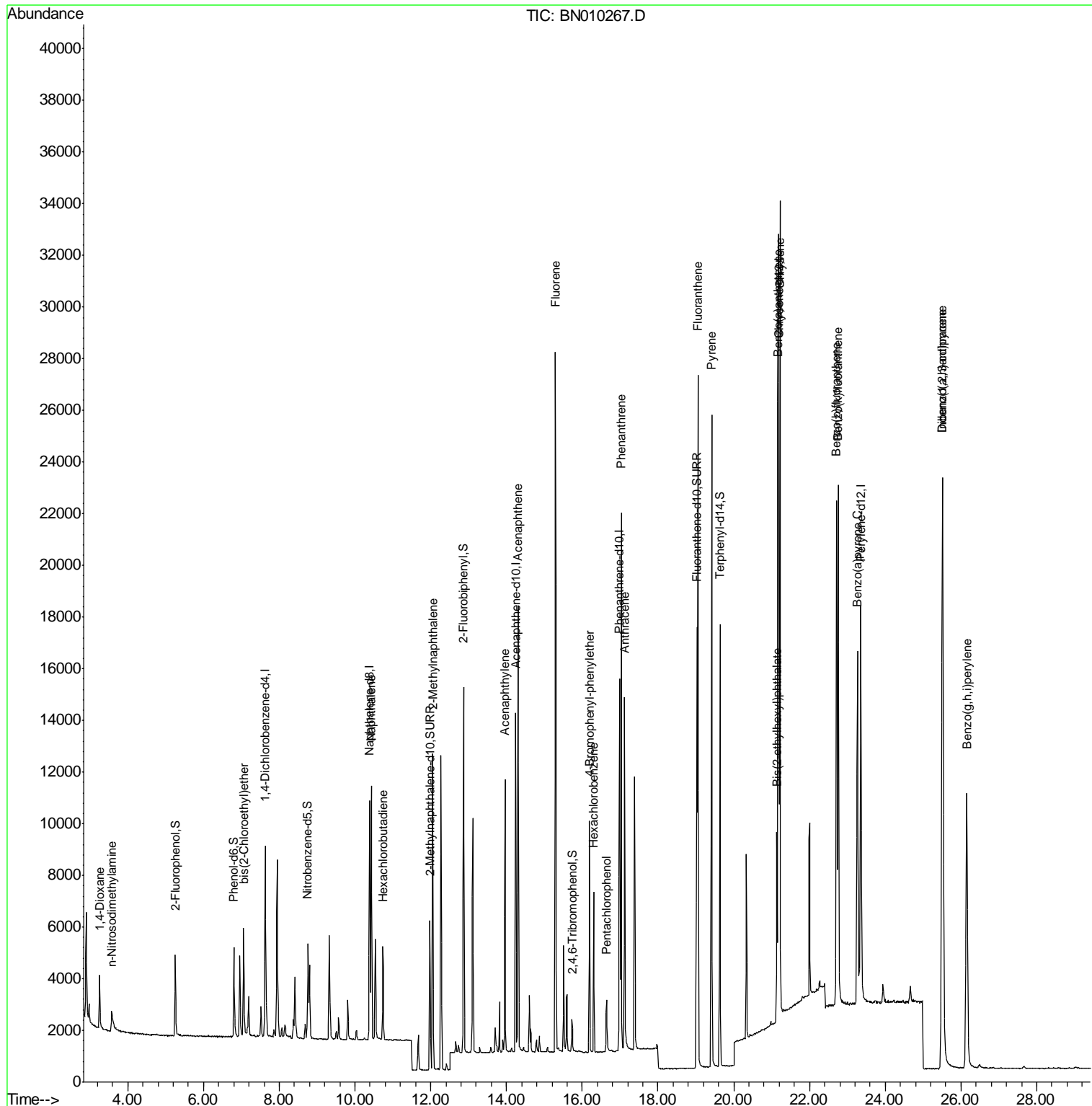
Target Compounds	R.T.	QIon	Response	Conc	Units	Qvalue
2) 1,4-Dioxane	3.26	88	1369	0.390	ng	# 54
3) n-Nitrosodimethylamine	3.57	42	928	0.299	ng	# 36
6) bis(2-Chloroethyl)ether	7.06	93	3360	0.382	ng	96
9) Naphthalene	10.43	128	12472	0.399	ng	96
10) Hexachlorobutadiene	10.73	225	3075	0.427	ng	# 96
12) 2-Methylnaphthalene	12.05	142	8614	0.383	ng	96
16) Acenaphthylene	13.96	152	11429	0.323	ng	100
17) Acenaphthene	14.30	154	8534	0.398	ng	97
18) Fluorene	15.29	166	11272	0.386	ng	100
20) 4-Bromophenyl-phenylether	16.19	248	4297	0.403	ng	# 89
21) Hexachlorobenzene	16.31	284	4698	0.452	ng	99
22) Pentachlorophenol	16.65	266	1160	0.361	ng	89
23) Phenanthrene	17.03	178	20013	0.407	ng	100
24) Anthracene	17.11	178	16295	0.332	ng	99
26) Fluoranthene	19.05	202	23828	0.382	ng	99
28) Pyrene	19.42	202	23663	0.380	ng	99
30) Benzo(a)anthracene	21.16	228	21633	0.341	ng	98
31) Chrysene	21.22	228	25241	0.405	ng	98
32) Bis(2-ethylhexyl)phthalate	21.13	149	5751	0.213	ng	# 96
33) Indeno(1,2,3-cd)pyrene	25.50	276	28797	0.389	ng	98
35) Benzo(b)fluoranthene	22.71	252	24583	0.405	ng	99
36) Benzo(k)fluoranthene	22.76	252	25583	0.417	ng	99
37) Benzo(a)pyrene	23.26	252	20518	0.358	ng	98
38) Dibenzo(a,h)anthracene	25.52	278	23542	0.410	ng	98
39) Benzo(g,h,i)perylene	26.15	276	22949	0.400	ng	97

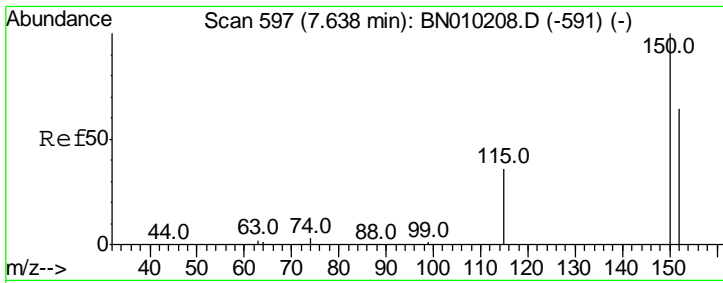
(#) = qualifier out of range (m) = manual integration (+) = signals summed

Data Path : Z:\SVOASRV\HPCHEM1\BNA N\DATA\BN031820\
 Data File : BN010267.D
 Acq On : 18 Mar 2020 17:20
 Operator : CG/JU
 Sample : PB127606BSD
 Misc :
 ALS Vial : 4 Sample Multiplier: 1

Instrument :
 BNA_N
 Client Sample ID :
 PB127606BSD

Quant Time: Mar 19 01:13:18 2020
 Quant Method : Z:\SVOASRV\HPCHEM1\BNA N\METHODS\8270-SIM-BN031320.M
 Quant Title : ASP BNA STANDARDS FOR 5 POINT CALIBRATION
 QLast Update : Mon Mar 16 02:17:23 2020
 Response via : Initial Calibration

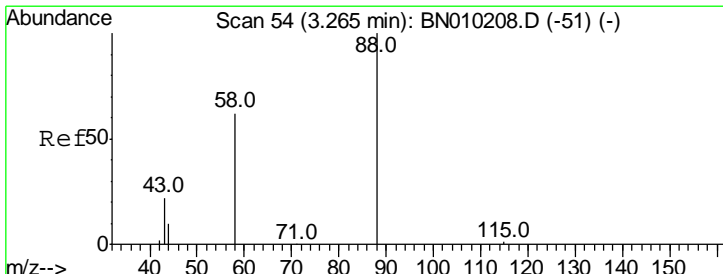
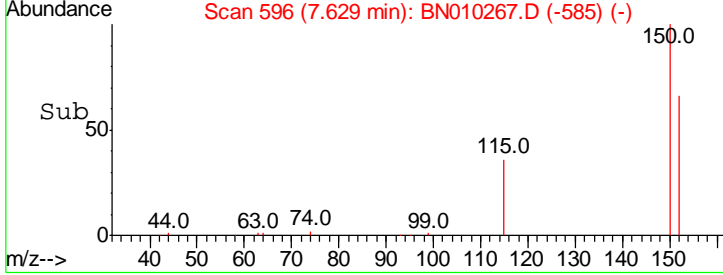
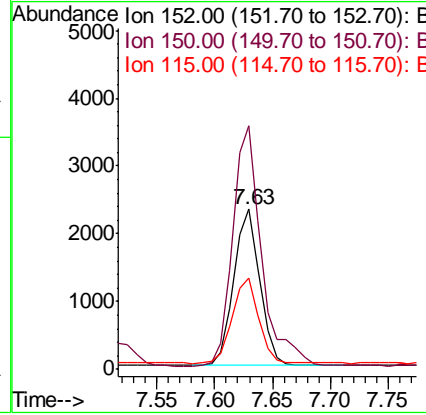
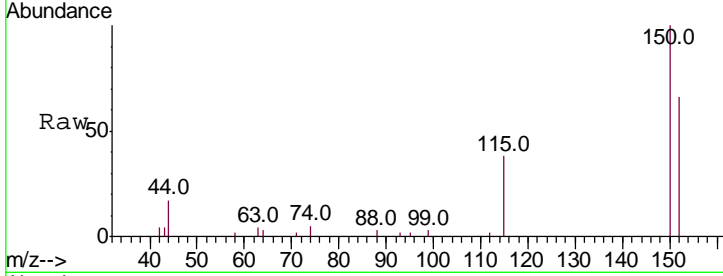




#1
 1,4-Dichlorobenzene-d4
 Concen: 0.400 ng
 RT: 7.63 min Scan# 596
 Delta R.T. -0.01 min
 Lab File: BN010267.D
 Acq: 18 Mar 2020 17:20

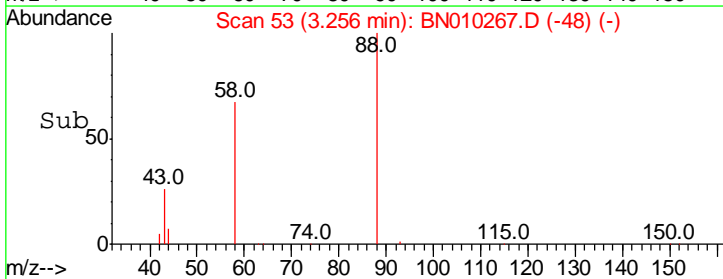
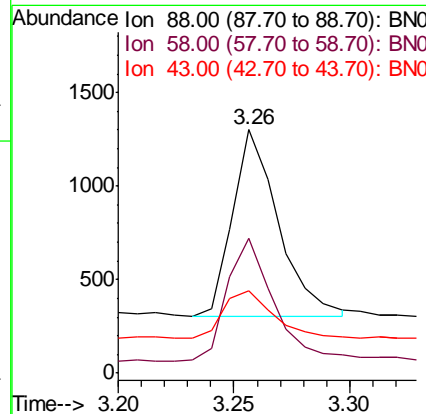
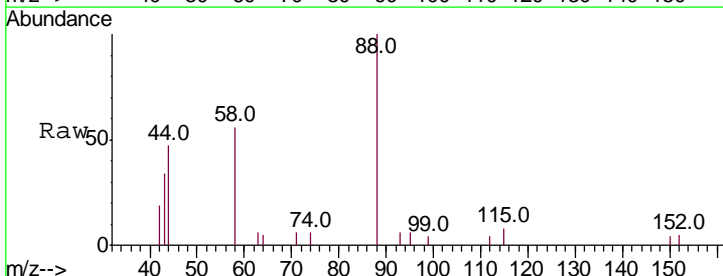
Instrument :
 BNA_N
 ClientSampleId :
 PB127606BSD

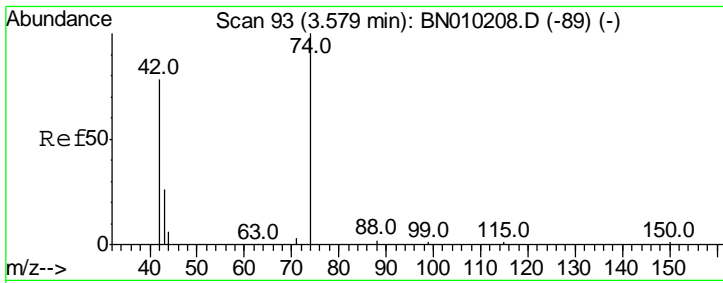
Tgt Ion	Resp	Lower	Upper
152	100		
150	152.2	119.5	179.3
115	57.1	50.9	76.3



#2
 1,4-Dioxane
 Concen: 0.390 ng
 RT: 3.26 min Scan# 53
 Delta R.T. -0.01 min
 Lab File: BN010267.D
 Acq: 18 Mar 2020 17:20

Tgt Ion	Resp	Lower	Upper
88	100		
58	66.8	97.8	146.8#
43	27.2	45.1	67.7#

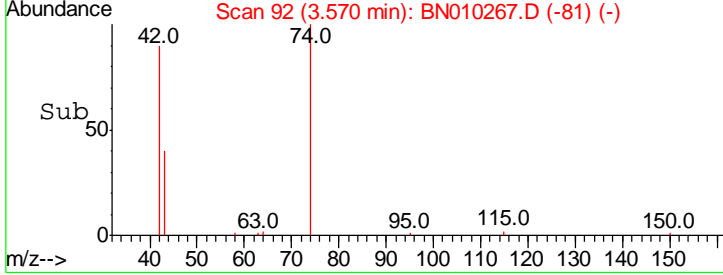
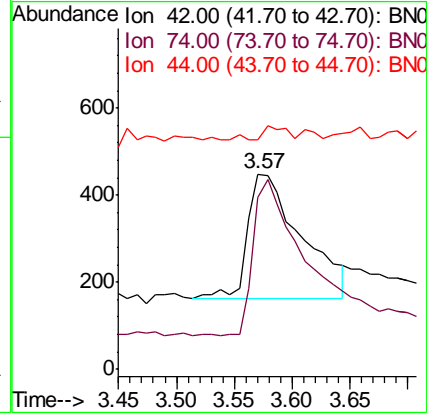
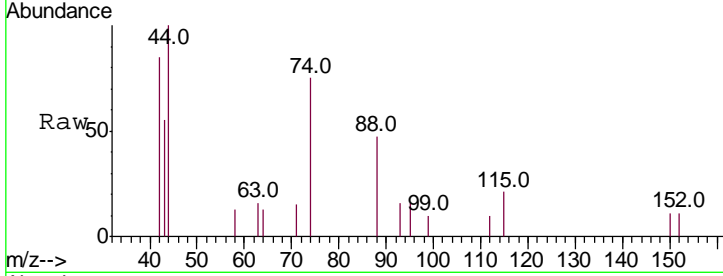




#3
 n-Nitrosodimethylamine
 Concen: 0.299 ng
 RT: 3.57 min Scan# 92
 Delta R.T. -0.01 min
 Lab File: BN010267.D
 Acq: 18 Mar 2020 17:20

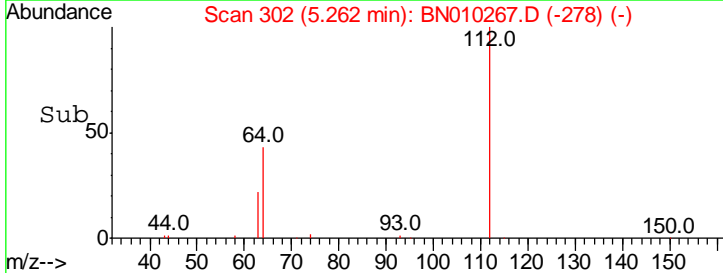
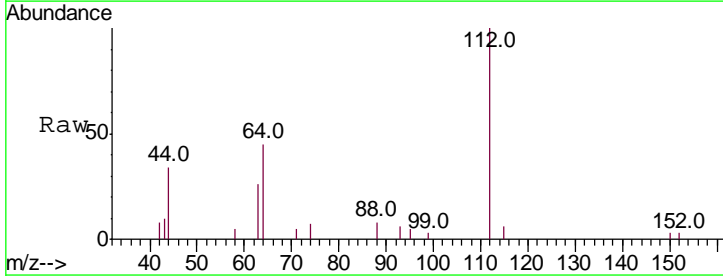
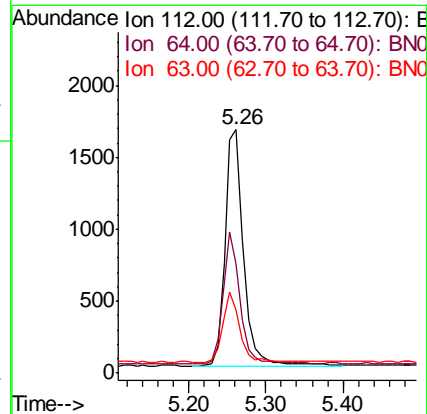
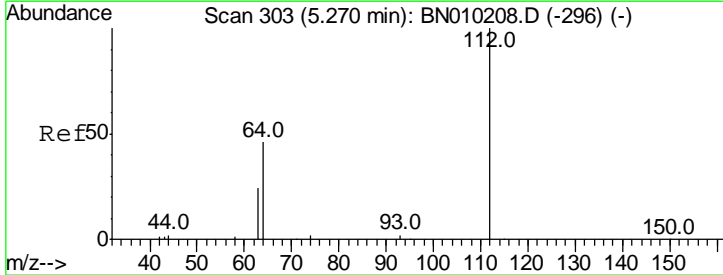
Instrument :
 BNA_N
 ClientSampleId :
 PB127606BSD

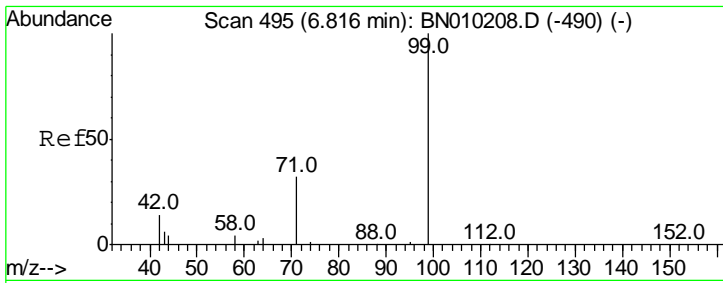
Tgt Ion	Resp	Lower	Upper
42	100		
74	116.2	51.2	76.8#
44	5.2	2.6	4.0#



#4
 2-Fluorophenol
 Concen: 0.325 ng
 RT: 5.26 min Scan# 302
 Delta R.T. -0.01 min
 Lab File: BN010267.D
 Acq: 18 Mar 2020 17:20

Tgt Ion	Resp	Lower	Upper
112	100		
64	51.9	42.6	63.8
63	27.5	23.6	35.4

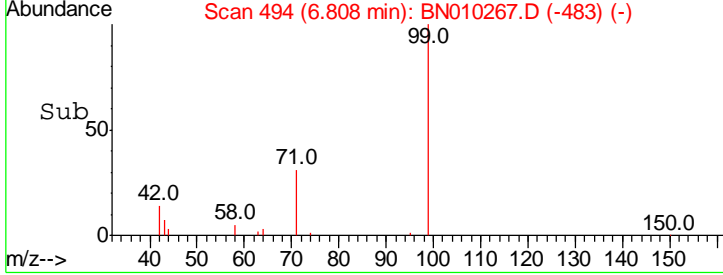
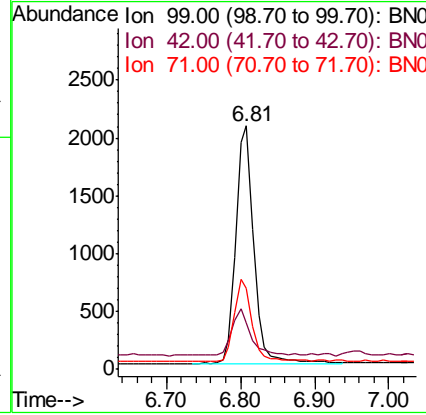
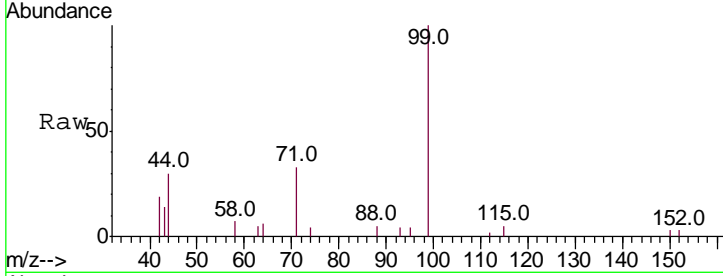




#5
 Phenol-d6
 Concen: 0.330 ng
 RT: 6.81 min Scan# 494
 Delta R.T. -0.01 min
 Lab File: BN010267.D
 Acq: 18 Mar 2020 17:20

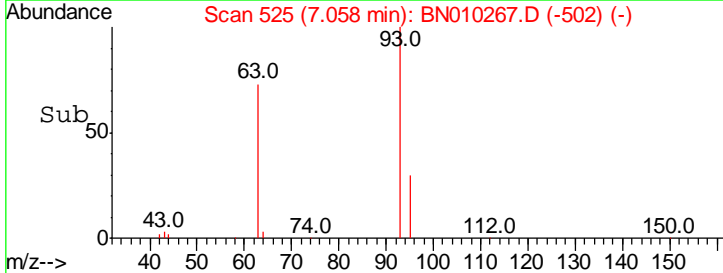
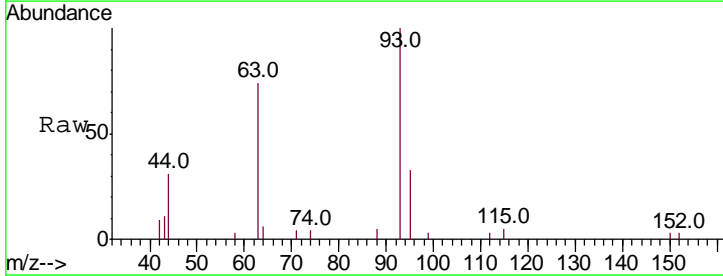
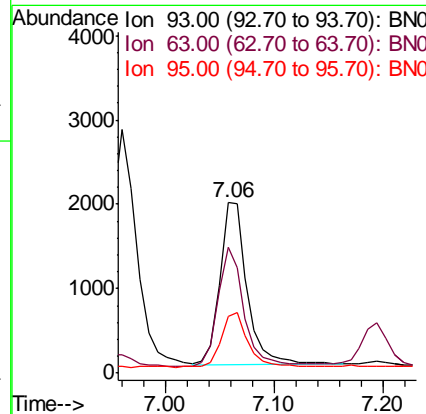
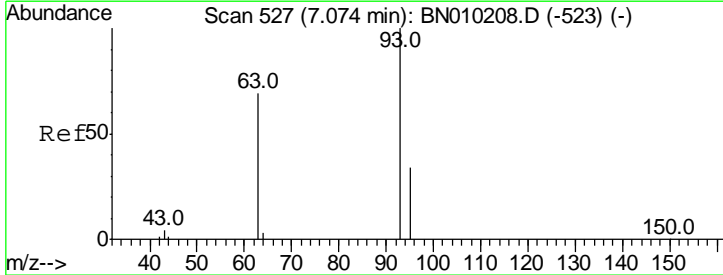
Instrument :
 BNA_N
 ClientSampled :
 PB127606BSD

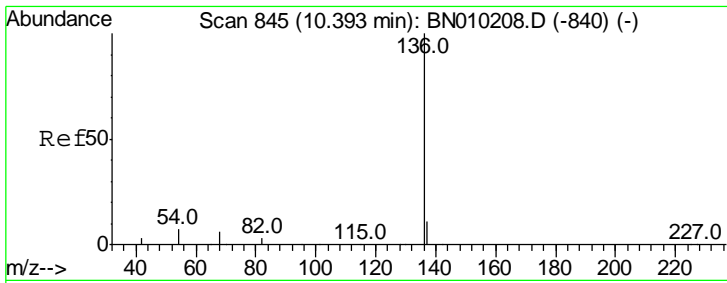
Tgt Ion	Resp	Lower	Upper
99	100		
42	20.9	12.0	18.0#
71	33.3	22.6	33.8



#6
 bis(2-Chloroethyl)ether
 Concen: 0.382 ng
 RT: 7.06 min Scan# 525
 Delta R.T. -0.02 min
 Lab File: BN010267.D
 Acq: 18 Mar 2020 17:20

Tgt Ion	Resp	Lower	Upper
93	100		
63	70.1	53.4	80.0
95	33.1	28.6	42.8

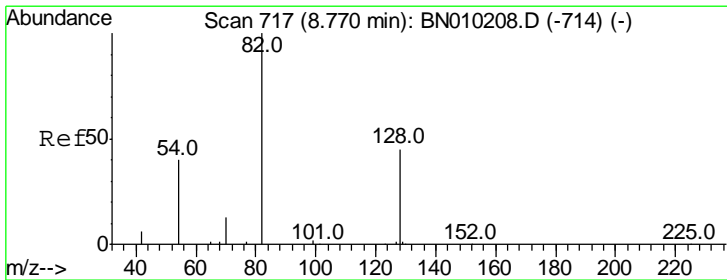
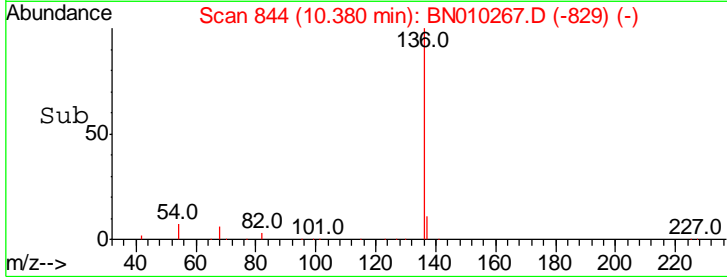
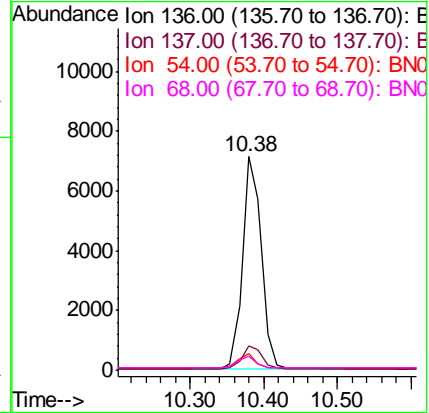
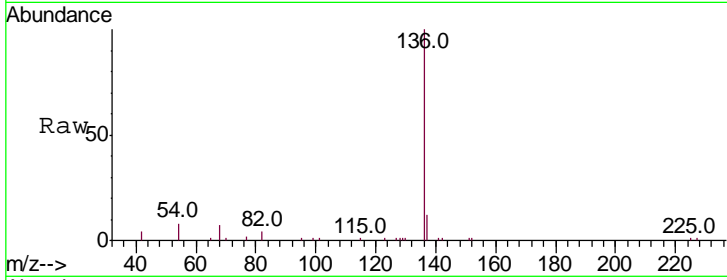




#7
 Naphthalene-d8
 Concen: 0.400 ng
 RT: 10.38 min Scan# 844
 Delta R.T. -0.01 min
 Lab File: BN010267.D
 Acq: 18 Mar 2020 17:20

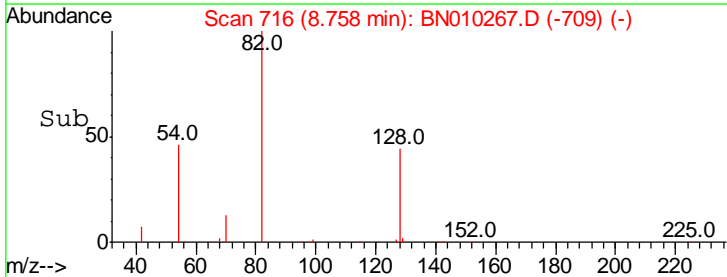
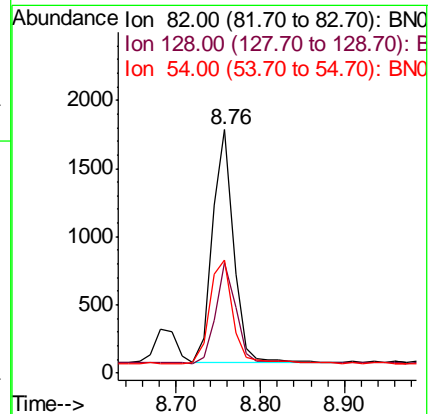
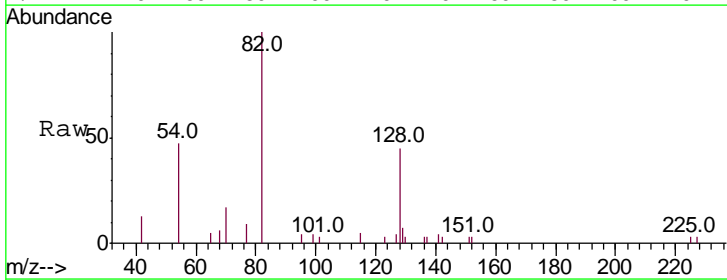
Instrument :
 BNA_N
ClientSampled :
 PB127606BSD

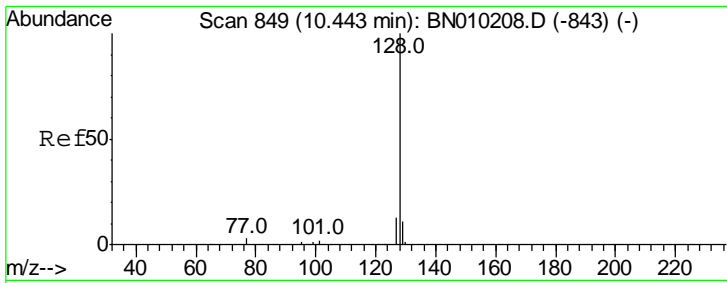
Tgt Ion	Resp	Lower	Upper
136	100		
137	11.6	10.6	15.8
54	7.6	9.5	14.3#
68	6.6	9.7	14.5#



#8
 Nitrobenzene-d5
 Concen: 0.393 ng
 RT: 8.76 min Scan# 716
 Delta R.T. -0.01 min
 Lab File: BN010267.D
 Acq: 18 Mar 2020 17:20

Tgt Ion	Resp	Lower	Upper
82	100		
128	45.4	35.0	52.6
54	46.6	37.0	55.4



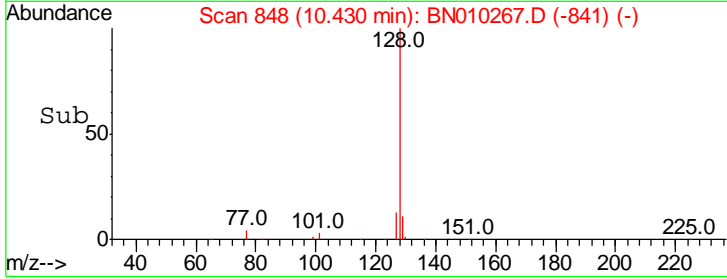
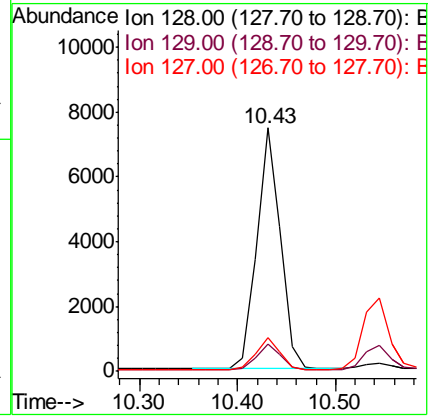
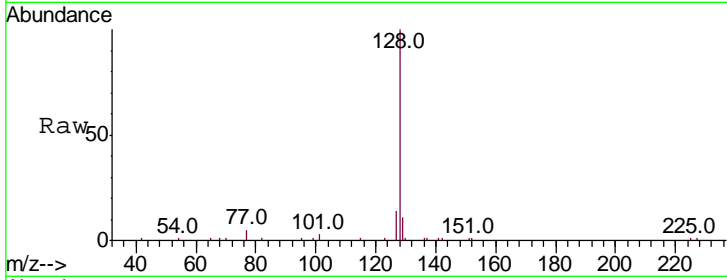


#9
 Naphthalene
 Concen: 0.399 ng
 RT: 10.43 min Scan# 848
 Delta R.T. -0.01 min
 Lab File: BN010267.D
 Acq: 18 Mar 2020 17:20

Instrument :
 BNA_N
ClientSampleId :
 PB127606BSD

Tgt Ion: 128 Resp: 12472

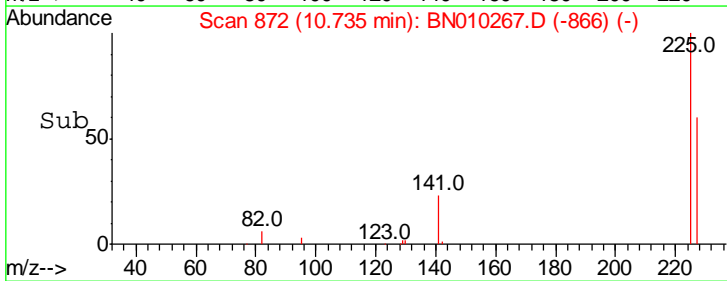
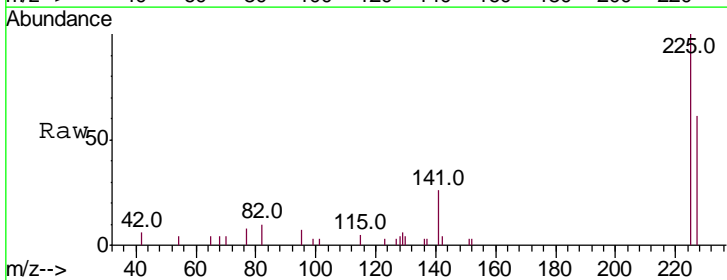
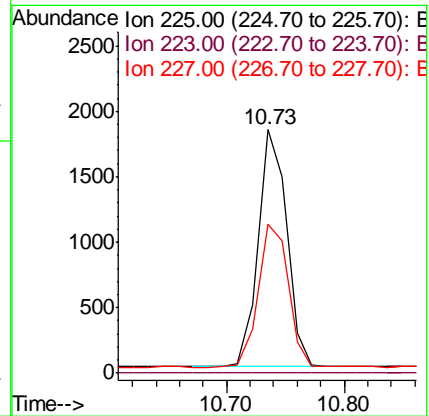
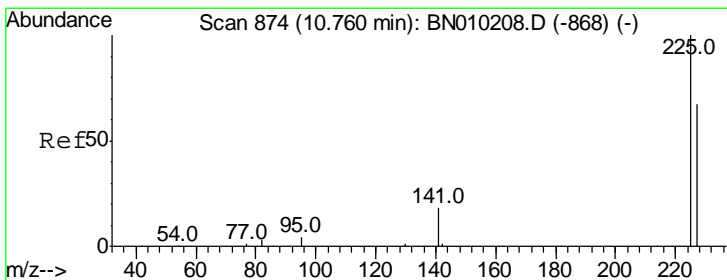
Ion	Ratio	Lower	Upper
128	100		
129	11.4	10.5	15.7
127	13.8	12.1	18.1

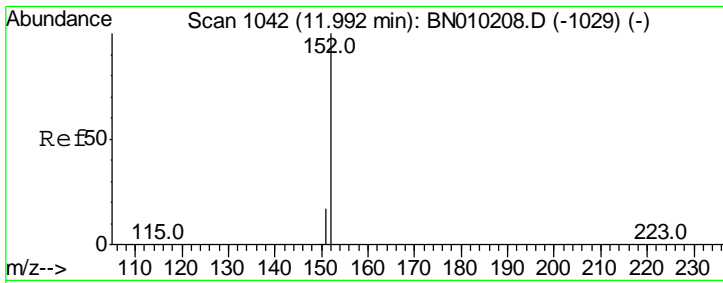


#10
 Hexachlorobutadiene
 Concen: 0.427 ng
 RT: 10.73 min Scan# 872
 Delta R.T. -0.03 min
 Lab File: BN010267.D
 Acq: 18 Mar 2020 17:20

Tgt Ion: 225 Resp: 3075

Ion	Ratio	Lower	Upper
225	100		
223	0.0	0.0	0.0
227	63.4	53.4	80.2

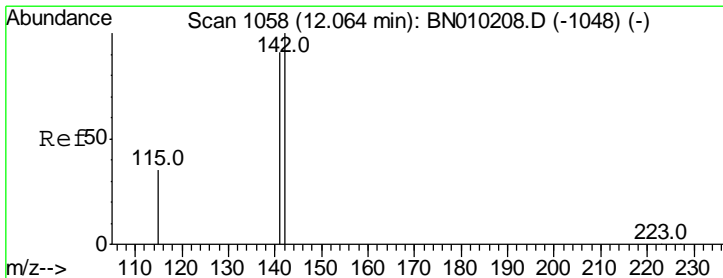
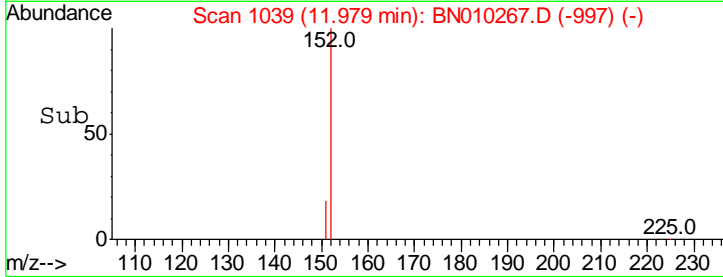
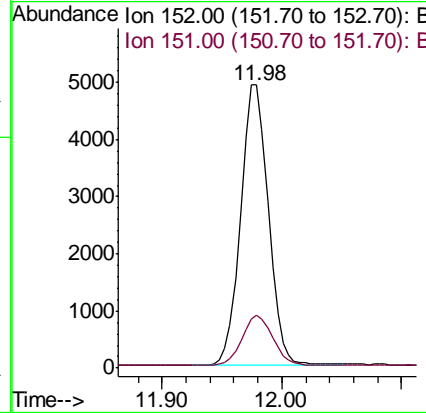
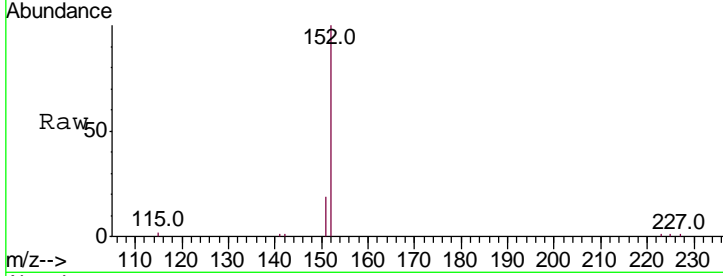




#11
 2-Methylnaphthalene-d10
 Concen: 0.381 ng
 RT: 11.98 min Scan# 1039
 Delta R.T. -0.01 min
 Lab File: BN010267.D
 Acq: 18 Mar 2020 17:20

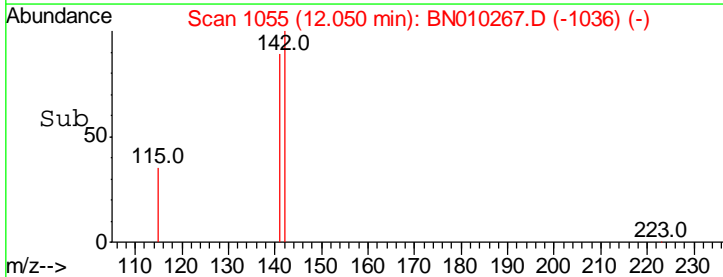
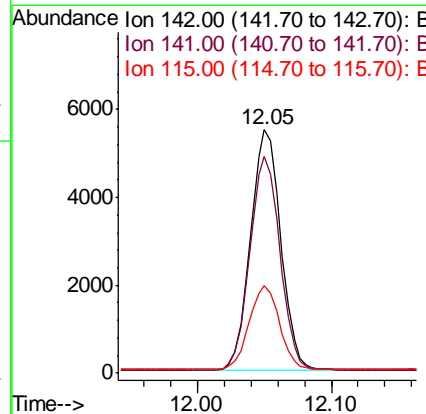
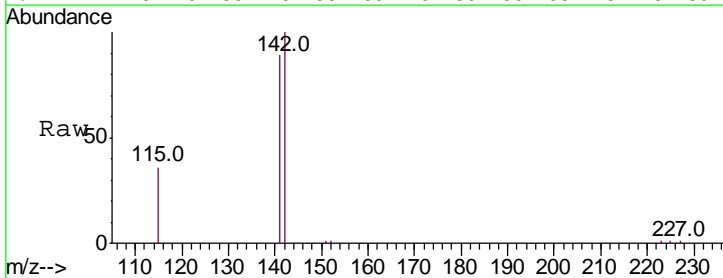
Instrument :
 BNA_N
 ClientSampleId :
 PB127606BSD

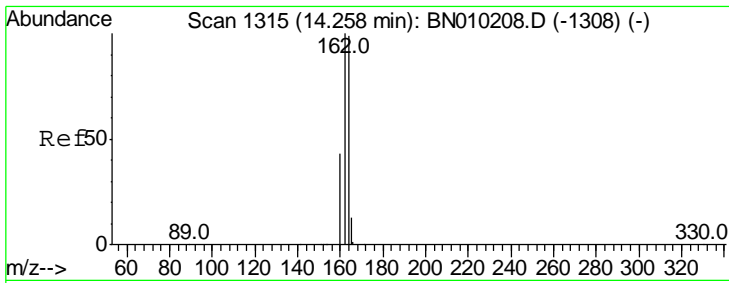
Tgt Ion	Resp	Lower	Upper
152	100		
151	19.5	15.0	22.6



#12
 2-Methylnaphthalene
 Concen: 0.383 ng
 RT: 12.05 min Scan# 1055
 Delta R.T. -0.01 min
 Lab File: BN010267.D
 Acq: 18 Mar 2020 17:20

Tgt Ion	Resp	Lower	Upper
142	100		
141	88.9	73.7	110.5
115	35.8	31.2	46.8



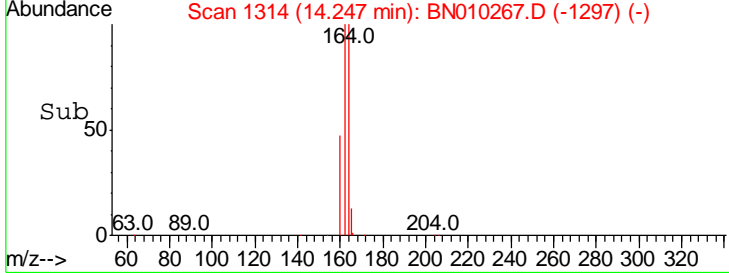
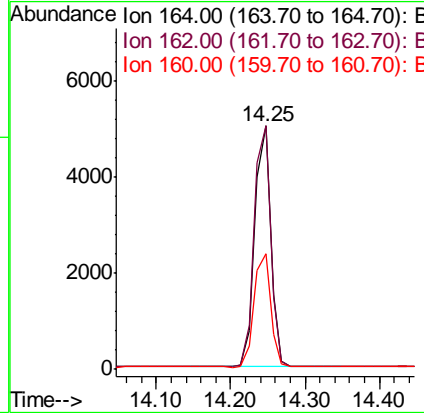
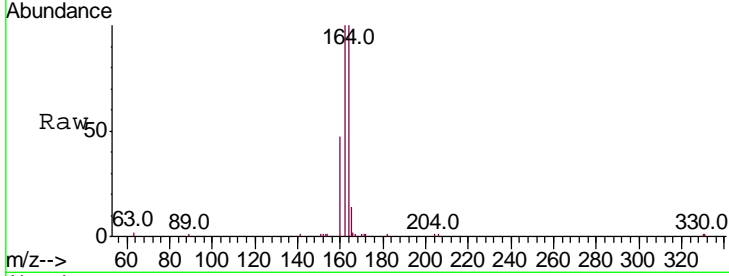


#13
 Acenaphthene-d10
 Concen: 0.400 ng
 RT: 14.25 min Scan# 1314
 Delta R.T. -0.01 min
 Lab File: BN010267.D
 Acq: 18 Mar 2020 17:20

Instrument :
 BNA_N
 ClientSampled :
 PB127606BSD

Tgt Ion: 164 Resp: 7658

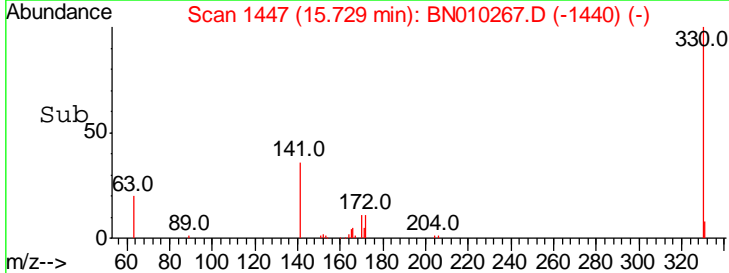
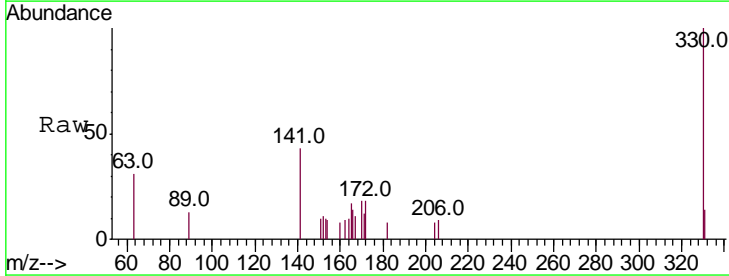
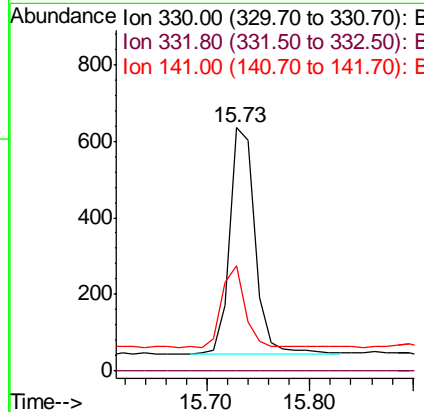
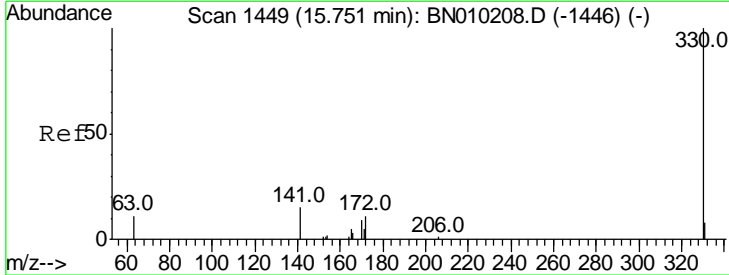
Ion	Ratio	Lower	Upper
164	100		
162	99.9	81.0	121.4
160	47.4	35.6	53.4

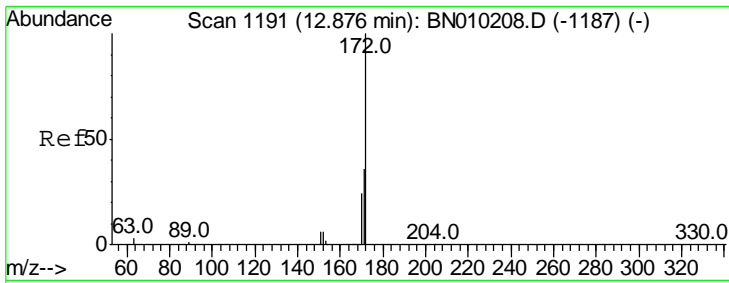


#14
 2,4,6-Tribromophenol
 Concen: 0.366 ng
 RT: 15.73 min Scan# 1447
 Delta R.T. -0.02 min
 Lab File: BN010267.D
 Acq: 18 Mar 2020 17:20

Tgt Ion: 330 Resp: 1004

Ion	Ratio	Lower	Upper
330	100		
332	0.0	0.0	0.0
141	33.2	25.1	37.7

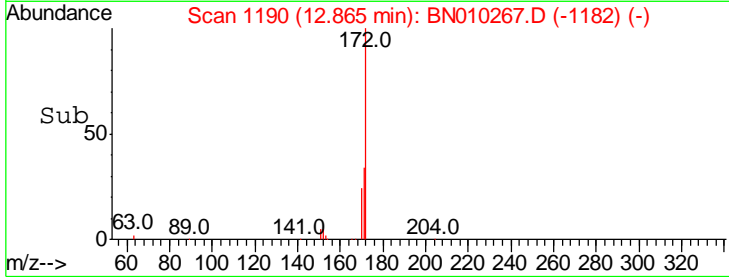
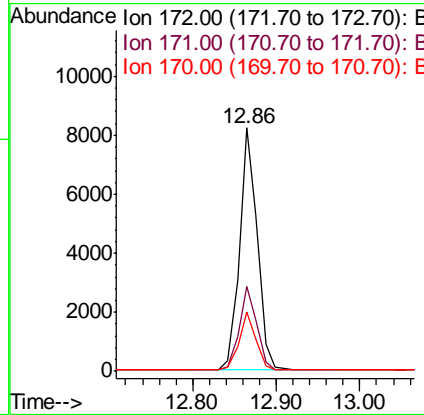
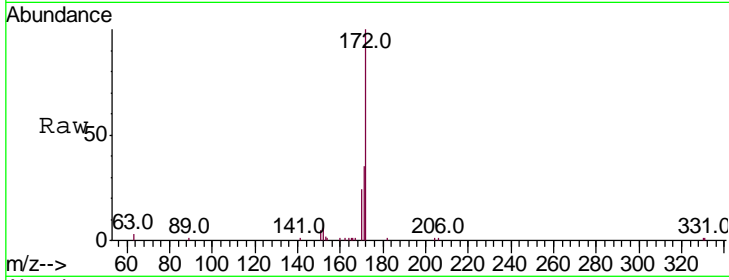




#15
 2-Fluorobiphenyl
 Concen: 0.440 ng
 RT: 12.86 min Scan# 1190
 Delta R.T. -0.01 min
 Lab File: BN010267.D
 Acq: 18 Mar 2020 17:20

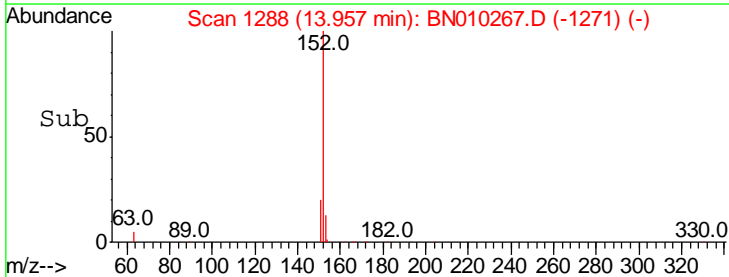
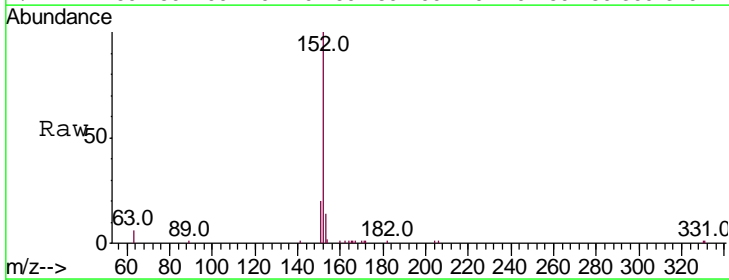
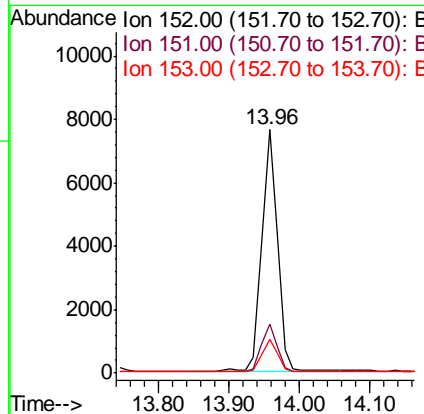
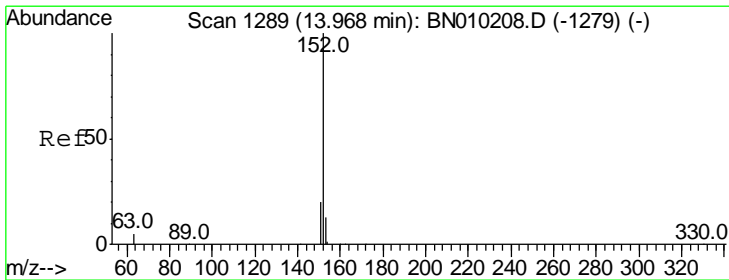
Instrument :
 BNA_N
 ClientSampled :
 PB127606BSD

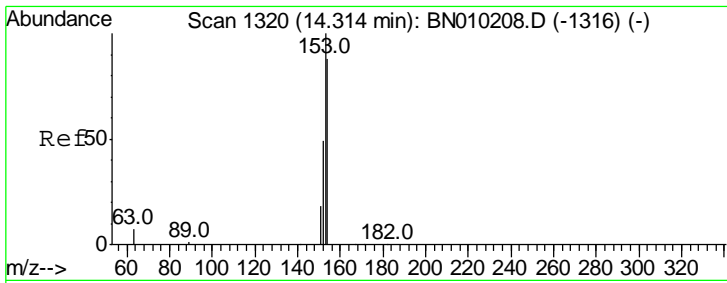
Tgt Ion	Resp	Lower	Upper
172	11996		
171	34.8	29.4	44.2
170	24.1	20.2	30.4



#16
 Acenaphthylene
 Concen: 0.323 ng
 RT: 13.96 min Scan# 1288
 Delta R.T. -0.01 min
 Lab File: BN010267.D
 Acq: 18 Mar 2020 17:20

Tgt Ion	Resp	Lower	Upper
152	11429		
151	19.4	15.8	23.6
153	13.3	10.6	16.0

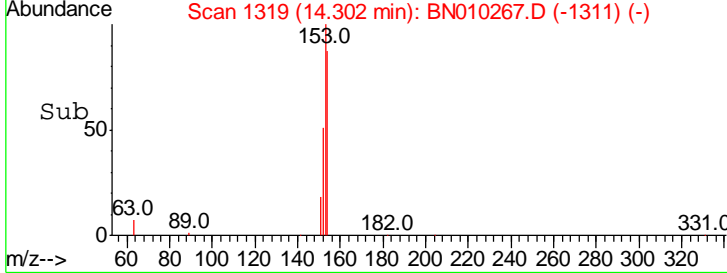
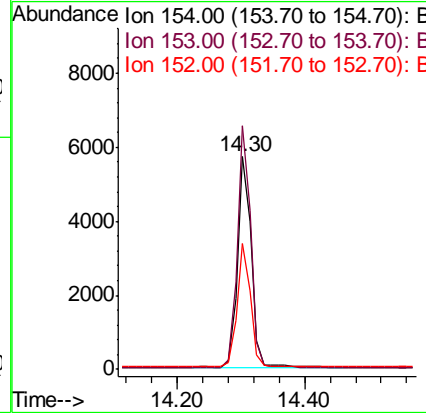
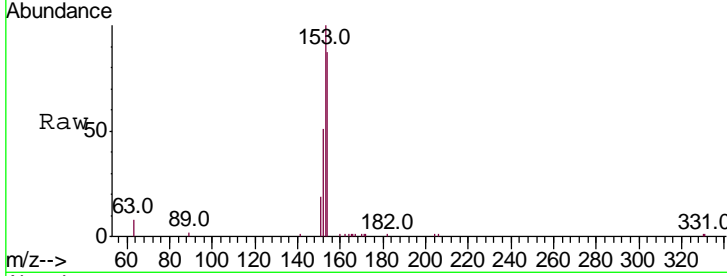




#17
 Acenaphthene
 Concen: 0.398 ng
 RT: 14.30 min Scan# 1319
 Delta R.T. -0.01 min
 Lab File: BN010267.D
 Acq: 18 Mar 2020 17:20

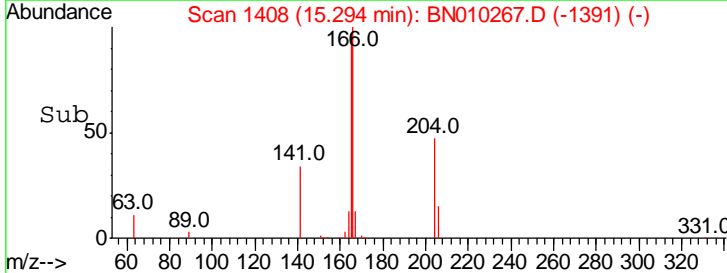
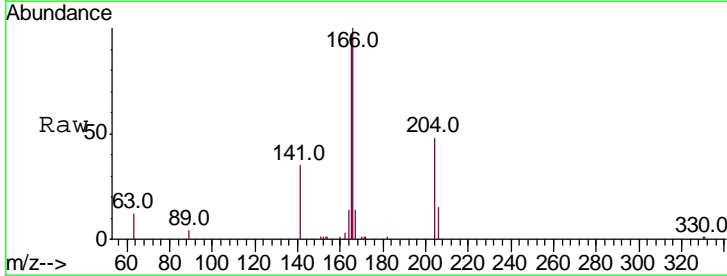
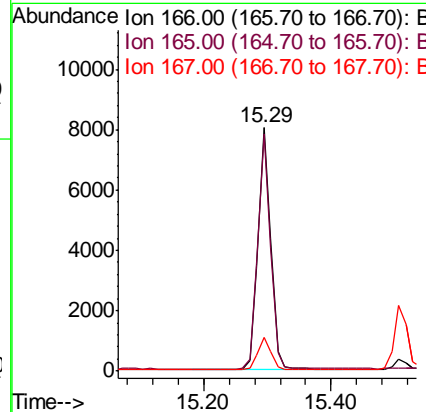
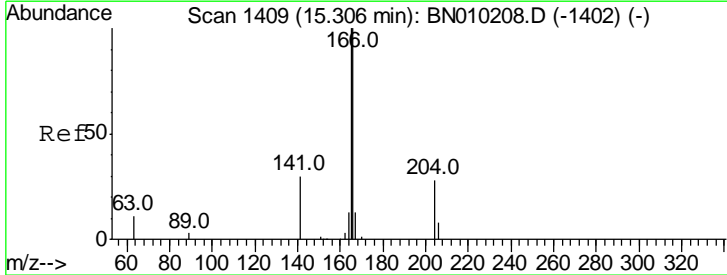
Instrument :
 BNA_N
 ClientSampled :
 PB127606BSD

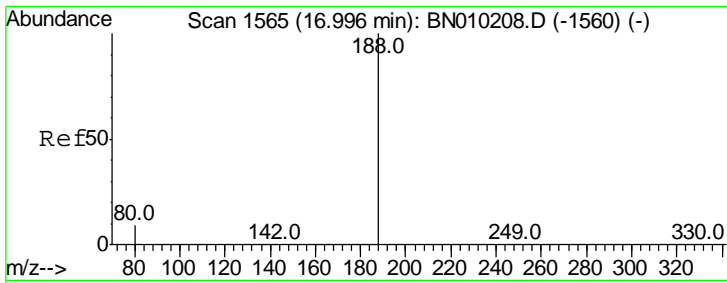
Tgt Ion	Resp	Lower	Upper
154	100		
153	110.3	90.3	135.5
152	56.5	42.9	64.3



#18
 Fluorene
 Concen: 0.386 ng
 RT: 15.29 min Scan# 1408
 Delta R.T. -0.01 min
 Lab File: BN010267.D
 Acq: 18 Mar 2020 17:20

Tgt Ion	Resp	Lower	Upper
166	100		
165	97.8	78.3	117.5
167	13.8	10.7	16.1

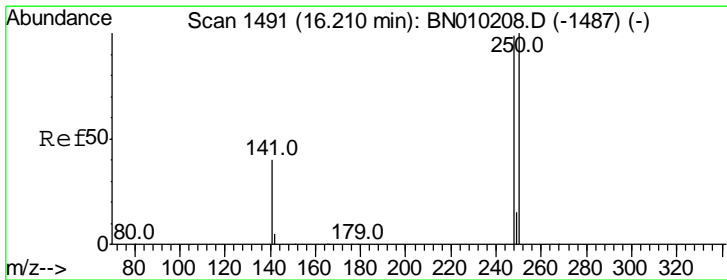
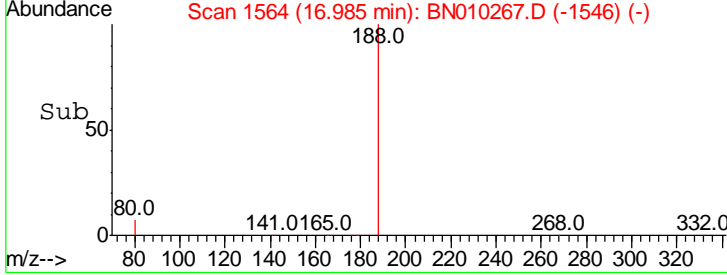
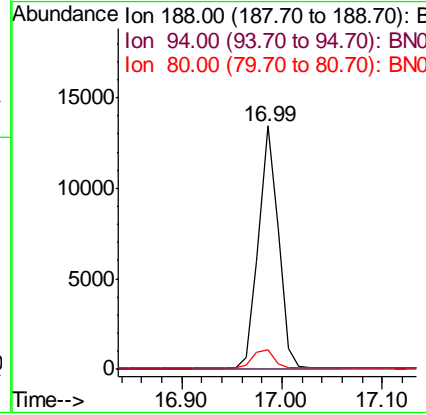
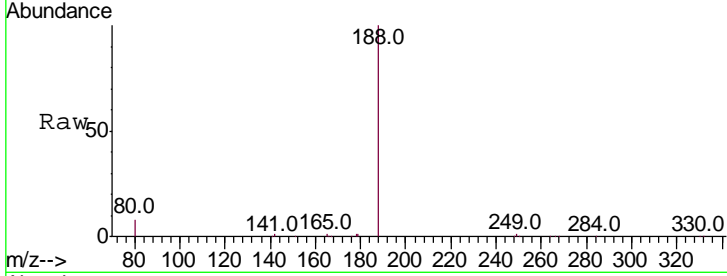




#19
 Phenanthrene-d10
 Concen: 0.400 ng
 RT: 16.99 min Scan# 1564
 Delta R.T. -0.01 min
 Lab File: BN010267.D
 Acq: 18 Mar 2020 17:20

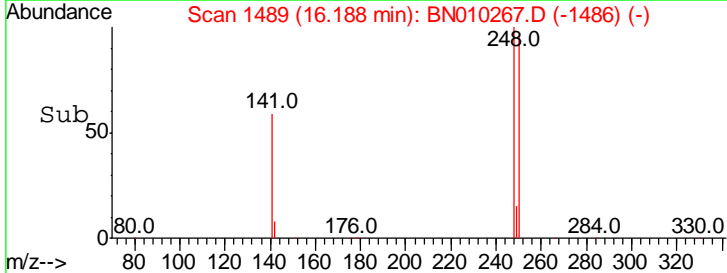
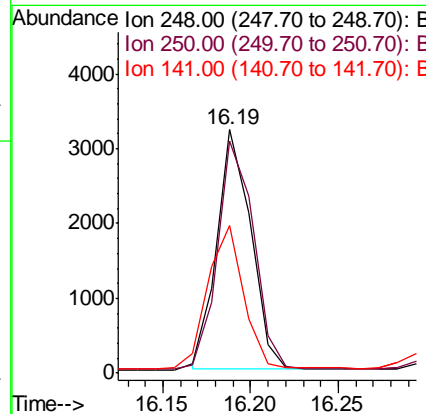
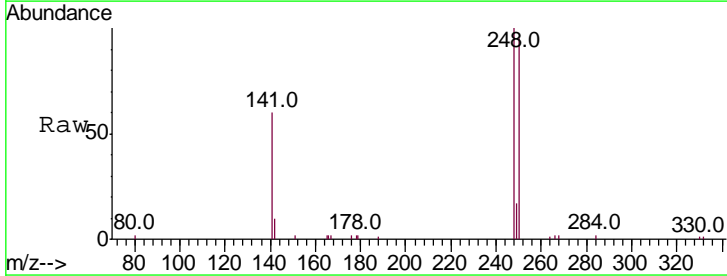
Instrument :
 BNA_N
 ClientSampleId :
 PB127606BSD

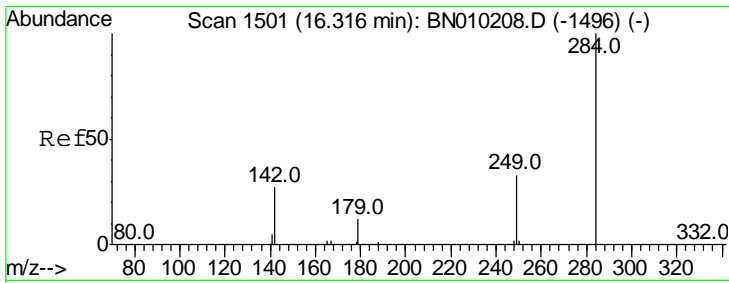
Tgt Ion	Resp	Lower	Upper
188	100		
94	0.0	0.0	0.0
80	7.8	8.6	12.8#



#20
 4-Bromophenyl-phenylether
 Concen: 0.403 ng
 RT: 16.19 min Scan# 1489
 Delta R.T. -0.02 min
 Lab File: BN010267.D
 Acq: 18 Mar 2020 17:20

Tgt Ion	Resp	Lower	Upper
248	100		
250	95.2	81.2	121.8
141	60.4	36.7	55.1#

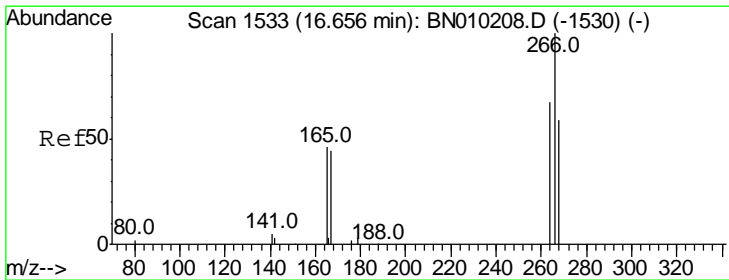
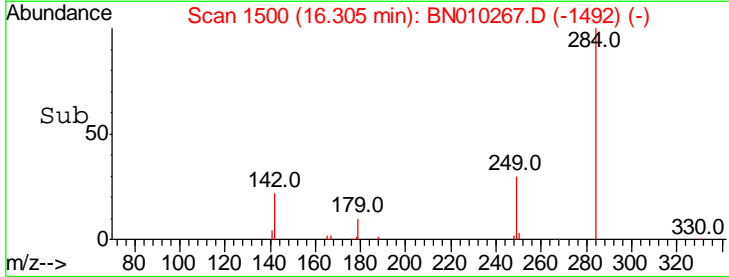
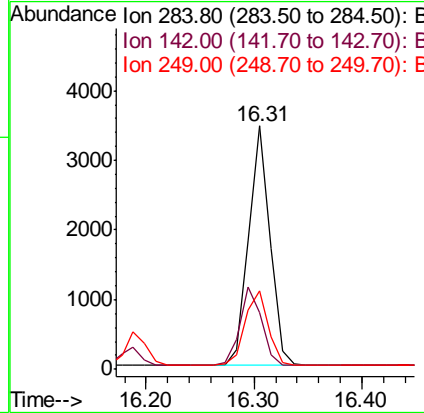
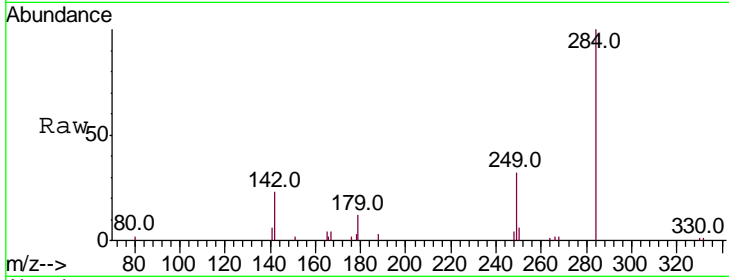




#21
 Hexachlorobenzene
 Concen: 0.452 ng
 RT: 16.31 min Scan# 1500
 Delta R.T. -0.01 min
 Lab File: BN010267.D
 Acq: 18 Mar 2020 17:20

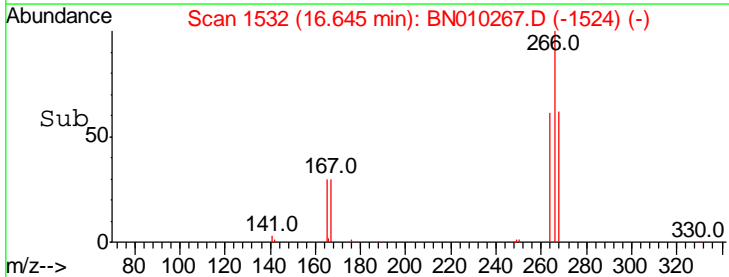
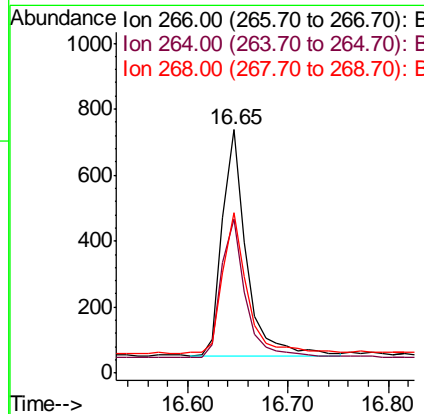
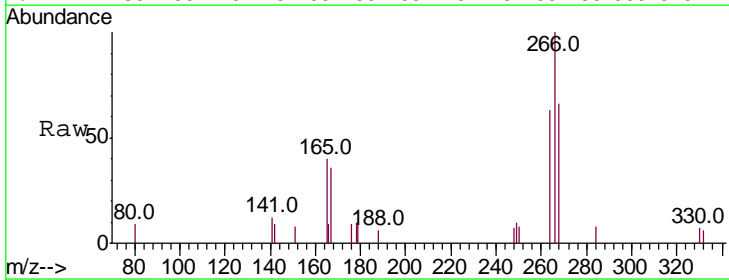
Instrument :
 BNA_N
 ClientSampleId :
 PB127606BSD

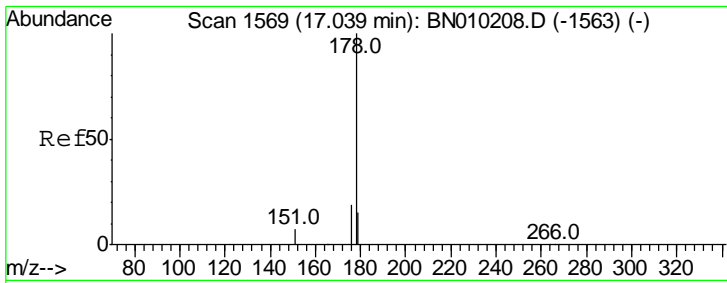
Tgt Ion	Resp	Lower	Upper
284	4698		
142	33.4	27.8	41.6
249	33.1	26.6	39.8



#22
 Pentachlorophenol
 Concen: 0.361 ng
 RT: 16.65 min Scan# 1532
 Delta R.T. -0.01 min
 Lab File: BN010267.D
 Acq: 18 Mar 2020 17:20

Tgt Ion	Resp	Lower	Upper
266	1160		
264	63.1	56.2	84.2
268	65.7	61.4	92.2

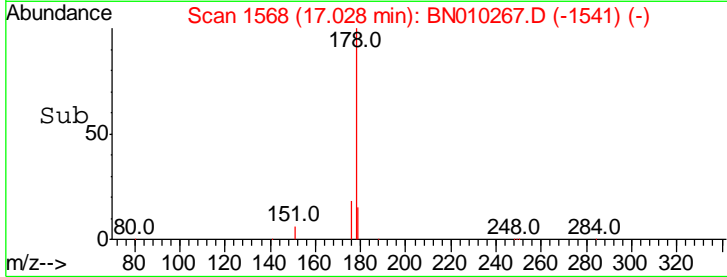
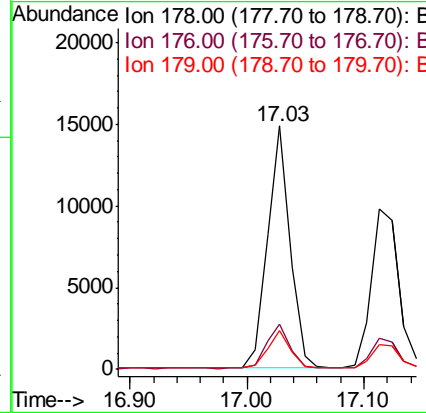
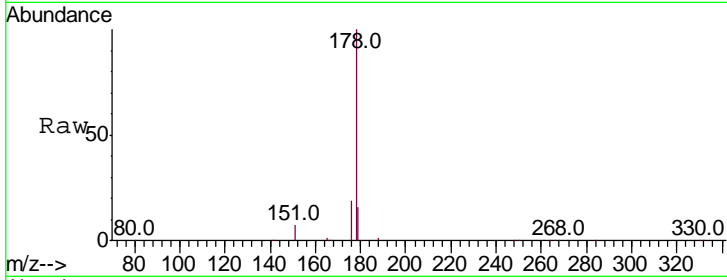




#23
 Phenanthrene
 Concen: 0.407 ng
 RT: 17.03 min Scan# 1568
 Delta R.T. -0.01 min
 Lab File: BN010267.D
 Acq: 18 Mar 2020 17:20

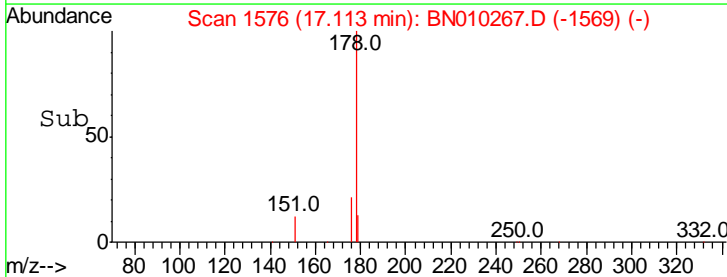
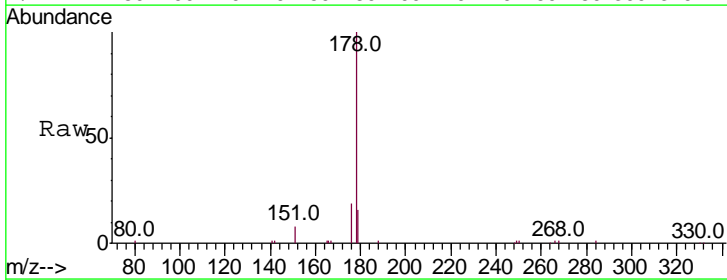
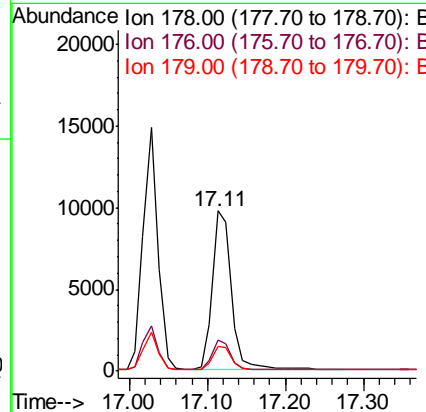
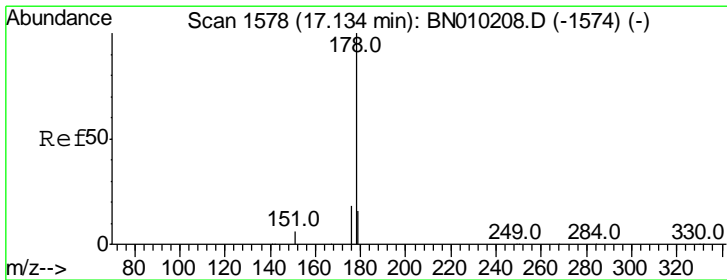
Instrument :
 BNA_N
 ClientSampleId :
 PB127606BSD

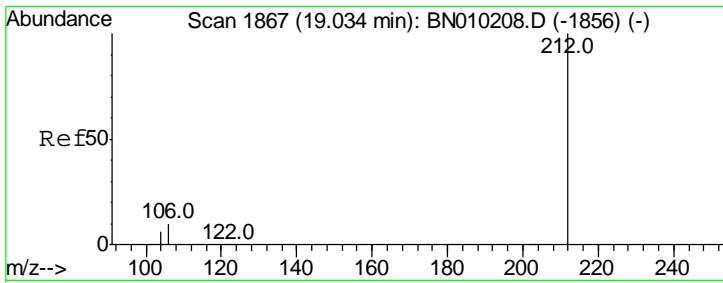
Tgt Ion	Resp	Lower	Upper
178	20013		
176	18.7	15.0	22.4
179	15.4	12.5	18.7



#24
 Anthracene
 Concen: 0.332 ng
 RT: 17.11 min Scan# 1576
 Delta R.T. -0.02 min
 Lab File: BN010267.D
 Acq: 18 Mar 2020 17:20

Tgt Ion	Resp	Lower	Upper
178	16295		
176	18.5	14.6	22.0
179	15.4	12.5	18.7

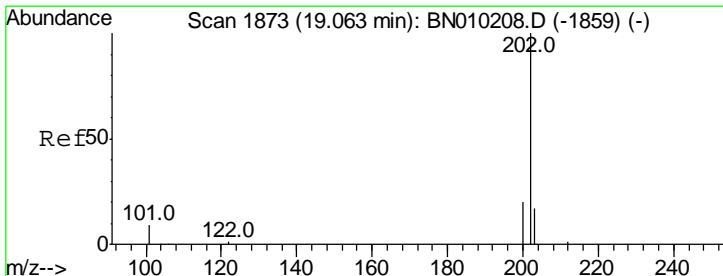
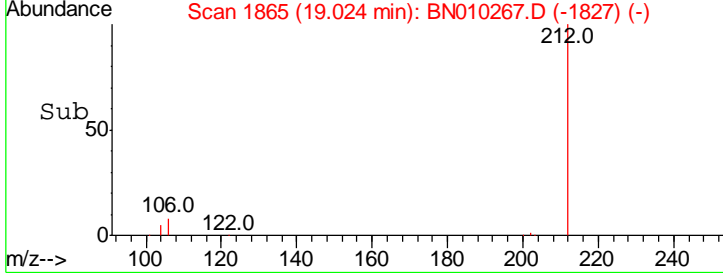
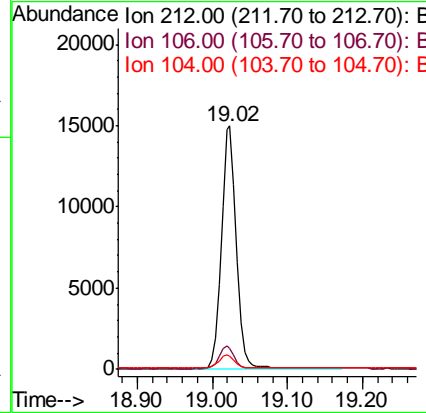
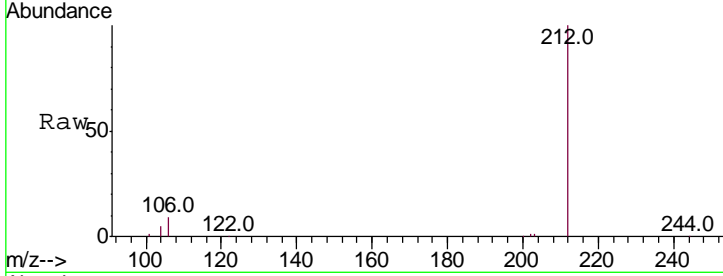




#25
 Fluoranthene-d10
 Concen: 0.369 ng
 RT: 19.02 min Scan# 1865
 Delta R.T. -0.01 min
 Lab File: BN010267.D
 Acq: 18 Mar 2020 17:20

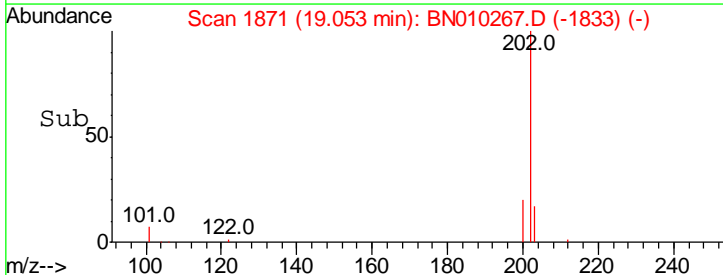
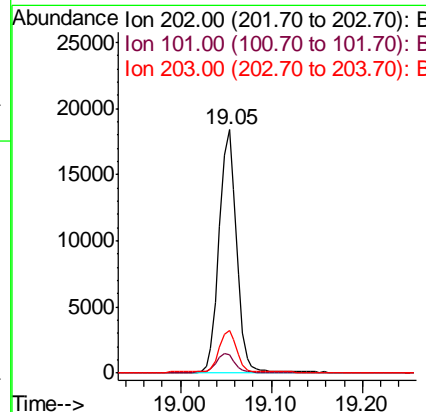
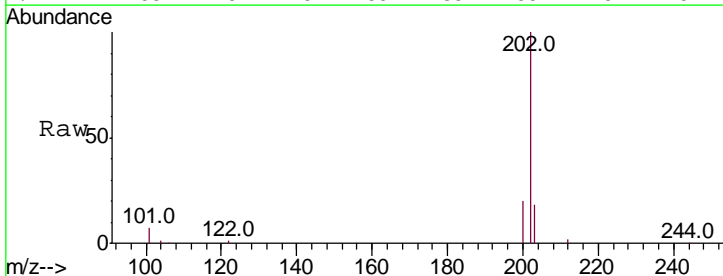
Instrument :
 BNA_N
 ClientSampleId :
 PB127606BSD

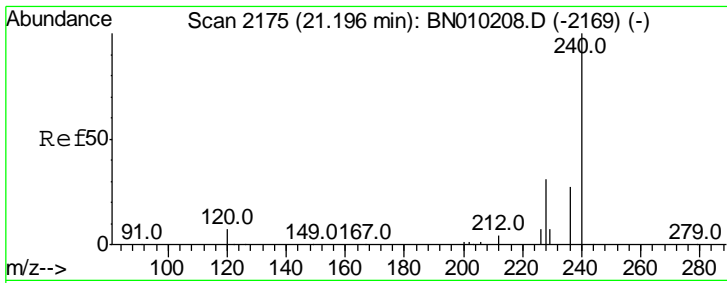
Tgt Ion	Resp	Lower	Upper
212	100		
106	9.3	8.1	12.1
104	5.6	4.7	7.1



#26
 Fluoranthene
 Concen: 0.382 ng
 RT: 19.05 min Scan# 1871
 Delta R.T. -0.01 min
 Lab File: BN010267.D
 Acq: 18 Mar 2020 17:20

Tgt Ion	Resp	Lower	Upper
202	100		
101	8.1	7.0	10.6
203	17.3	13.9	20.9

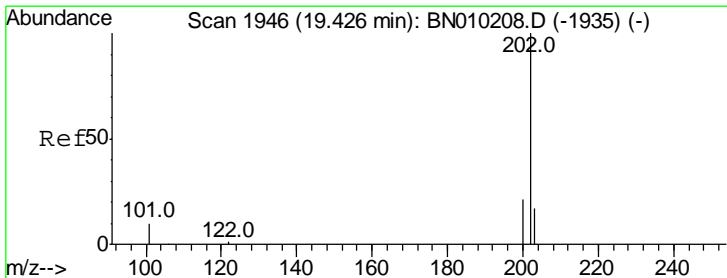
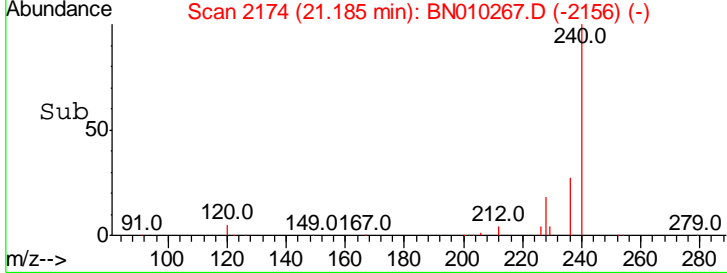
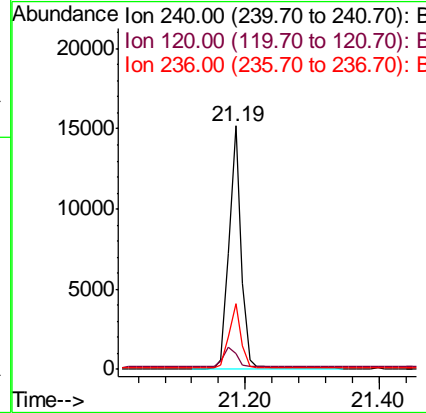
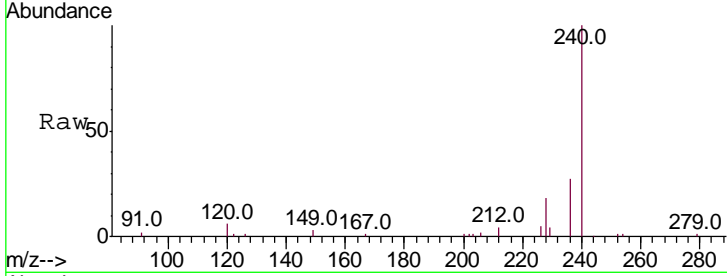




#27
 Chrysene-d12
 Concen: 0.400 ng
 RT: 21.19 min Scan# 2174
 Delta R.T. -0.01 min
 Lab File: BN010267.D
 Acq: 18 Mar 2020 17:20

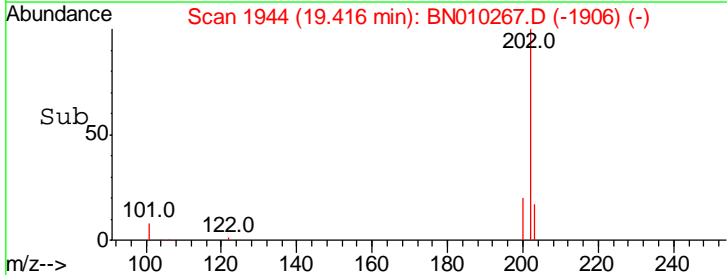
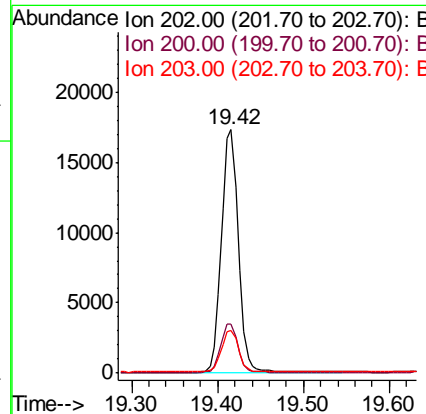
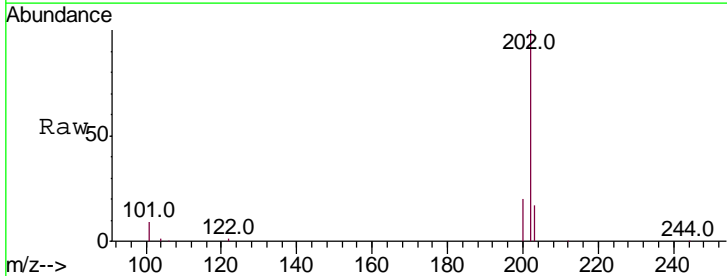
Instrument :
 BNA_N
 ClientSampleId :
 PB127606BSD

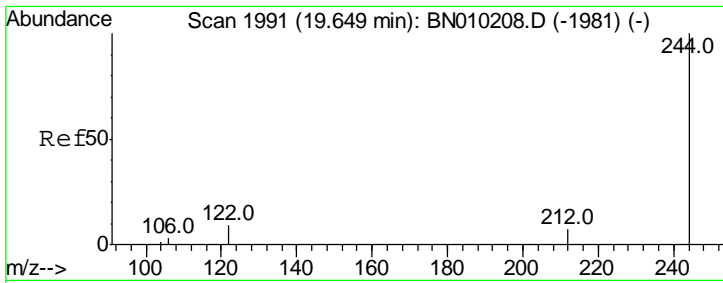
Tgt Ion	Resp	Lower	Upper
240	18638		
120	6.3	7.7	11.5#
236	27.0	21.8	32.6



#28
 Pyrene
 Concen: 0.380 ng
 RT: 19.42 min Scan# 1944
 Delta R.T. -0.01 min
 Lab File: BN010267.D
 Acq: 18 Mar 2020 17:20

Tgt Ion	Resp	Lower	Upper
202	23663		
200	20.4	16.6	24.8
203	17.3	14.1	21.1



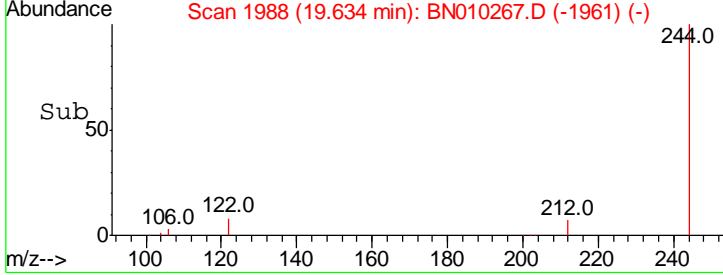
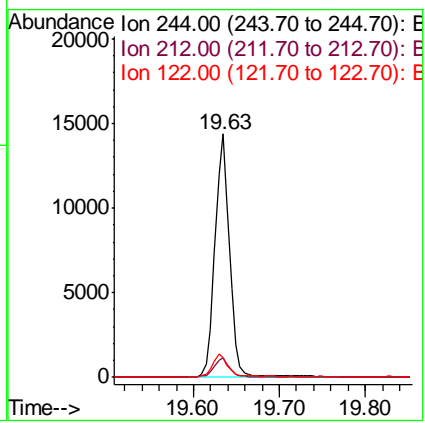
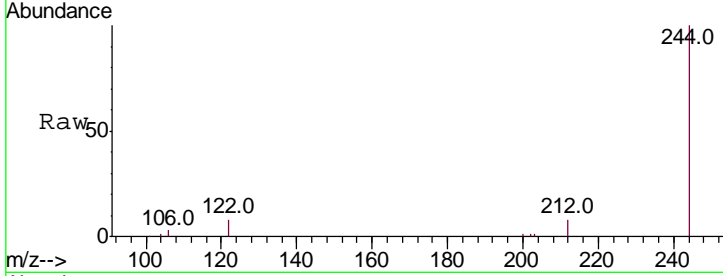


#29
 Terphenyl-d14
 Concen: 0.392 ng
 RT: 19.63 min Scan# 1988
 Delta R.T. -0.02 min
 Lab File: BN010267.D
 Acq: 18 Mar 2020 17:20

Instrument :
 BNA_N
 ClientSampleId :
 PB127606BSD

Tgt Ion: 244 Resp: 16670

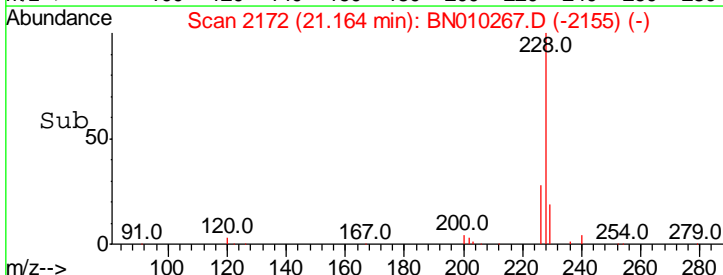
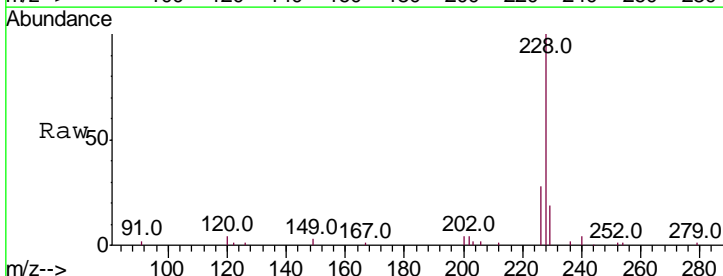
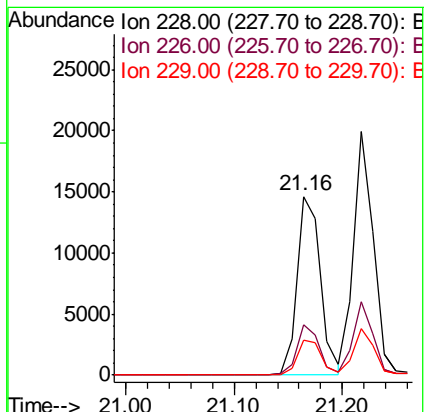
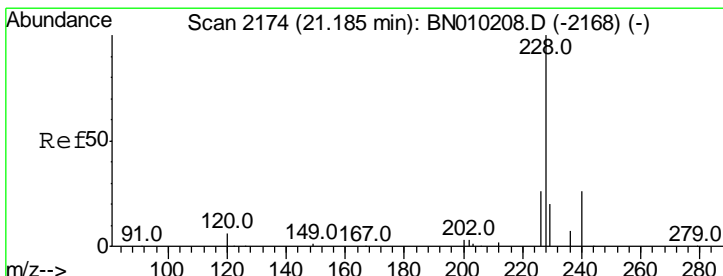
Ion	Ratio	Lower	Upper
244	100		
212	7.8	6.4	9.6
122	8.3	8.1	12.1

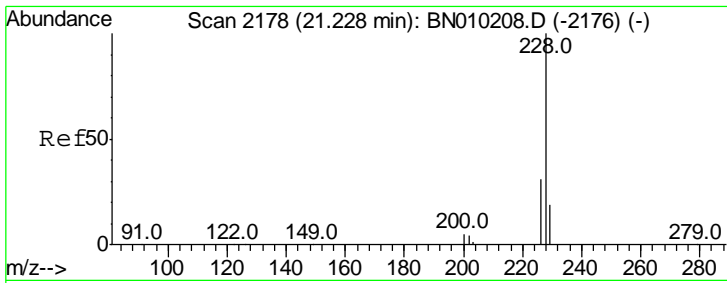


#30
 Benzo(a)anthracene
 Concen: 0.341 ng
 RT: 21.16 min Scan# 2172
 Delta R.T. -0.02 min
 Lab File: BN010267.D
 Acq: 18 Mar 2020 17:20

Tgt Ion: 228 Resp: 21633

Ion	Ratio	Lower	Upper
228	100		
226	27.9	21.1	31.7
229	19.5	16.2	24.4

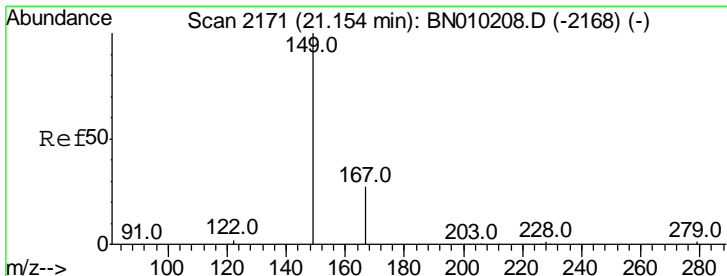
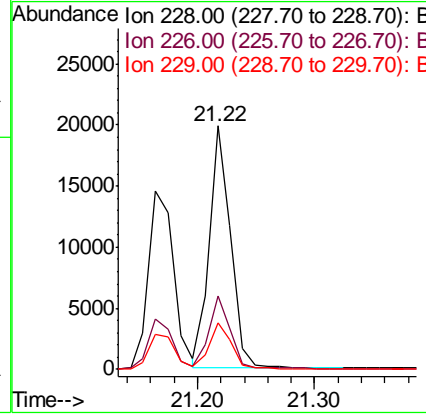
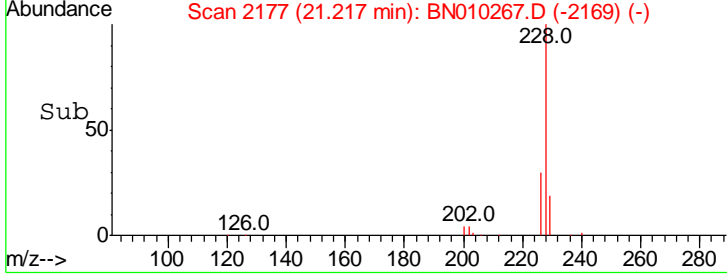
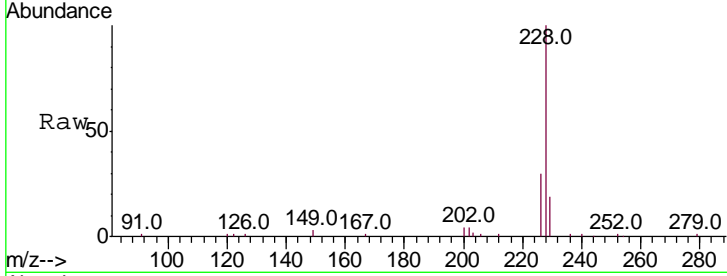




#31
 Chrysene
 Concen: 0.405 ng
 RT: 21.22 min Scan# 2177
 Delta R.T. -0.01 min
 Lab File: BN010267.D
 Acq: 18 Mar 2020 17:20

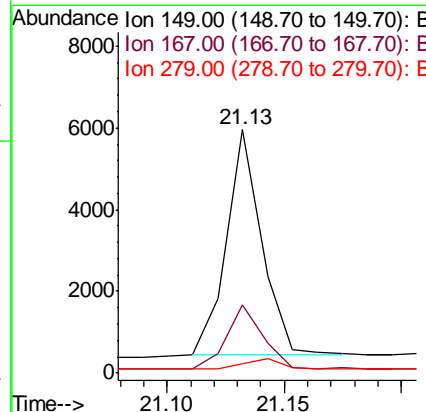
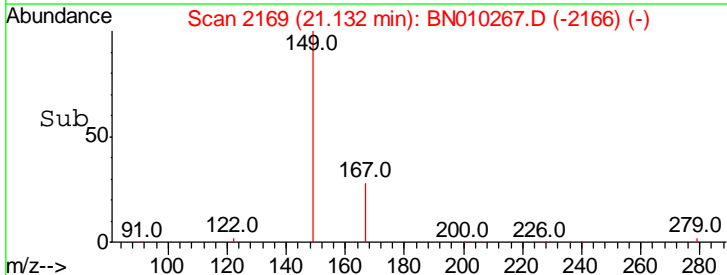
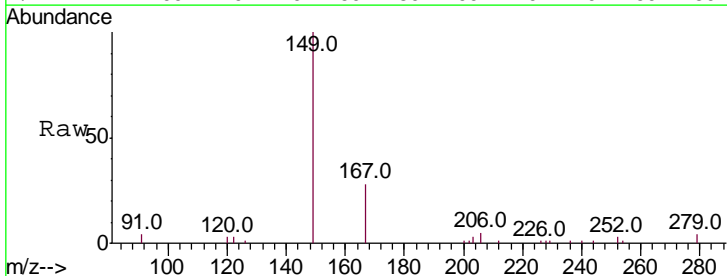
Instrument :
 BNA_N
 ClientSampled :
 PB127606BSD

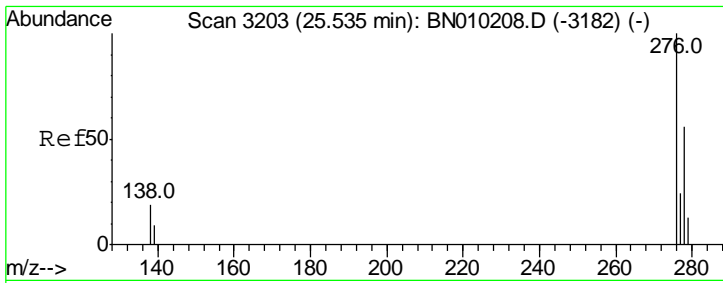
Tgt Ion	Resp	Lower	Upper
228	100		
226	30.2	25.0	37.4
229	19.1	15.7	23.5



#32
 Bis(2-ethylhexyl)phthalate
 Concen: 0.213 ng
 RT: 21.13 min Scan# 2169
 Delta R.T. -0.02 min
 Lab File: BN010267.D
 Acq: 18 Mar 2020 17:20

Tgt Ion	Resp	Lower	Upper
149	100		
167	28.6	21.0	31.4
279	5.0	3.1	4.7#

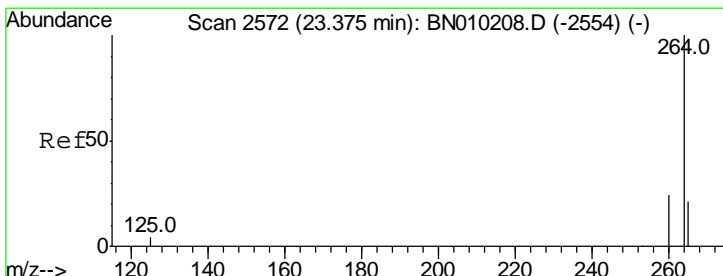
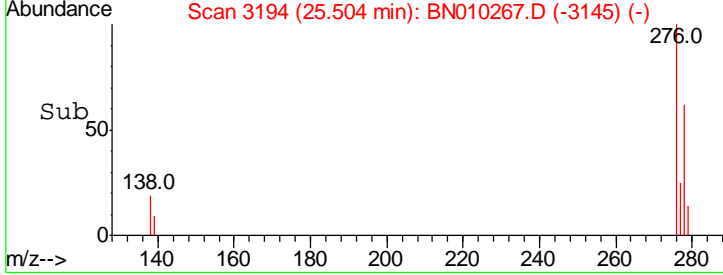
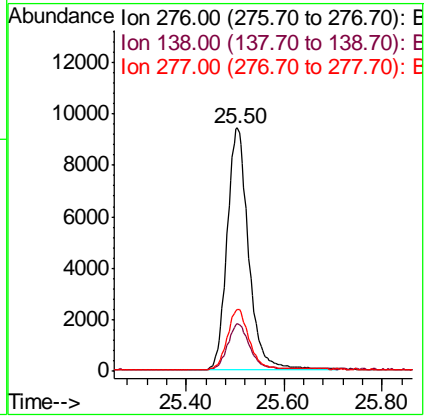
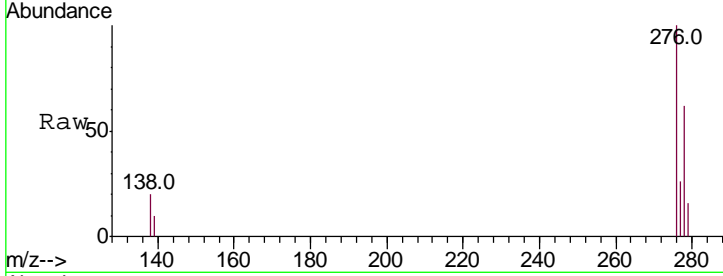




#33
 Indeno(1,2,3-cd)pyrene
 Concen: 0.389 ng
 RT: 25.50 min Scan# 3194
 Delta R.T. -0.03 min
 Lab File: BN010267.D
 Acq: 18 Mar 2020 17:20

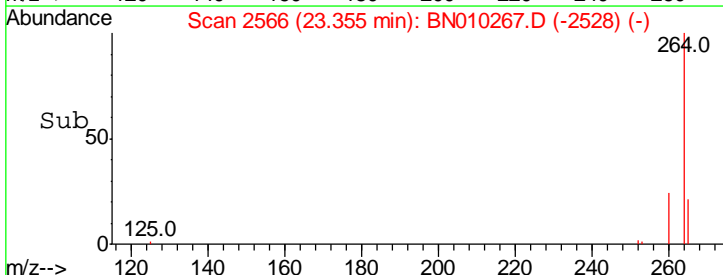
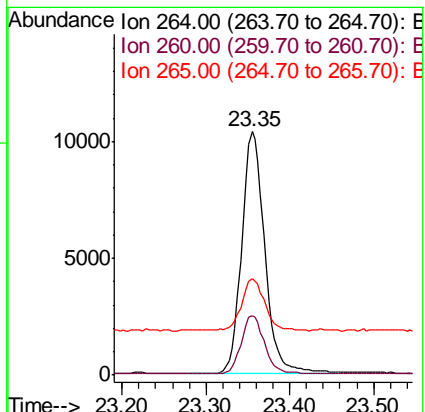
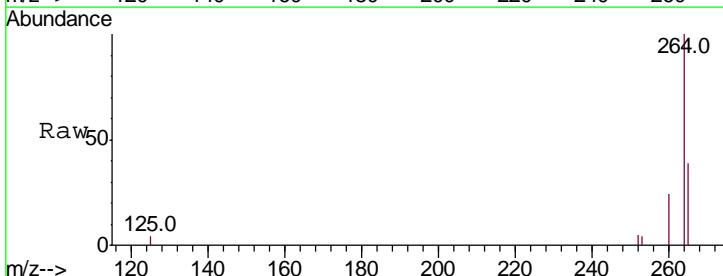
Instrument :
 BNA_N
 ClientSampled :
 PB127606BSD

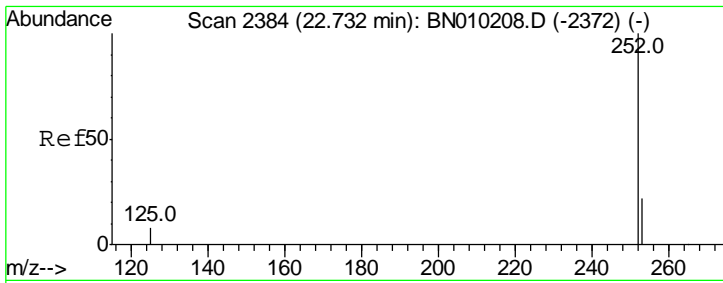
Tgt Ion	Resp	Lower	Upper
276	100		
138	19.1	15.8	23.6
277	25.0	19.3	28.9



#34
 Perylene-d12
 Concen: 0.400 ng
 RT: 23.35 min Scan# 2566
 Delta R.T. -0.02 min
 Lab File: BN010267.D
 Acq: 18 Mar 2020 17:20

Tgt Ion	Resp	Lower	Upper
264	100		
260	24.2	19.7	29.5
265	39.4	25.8	38.6#

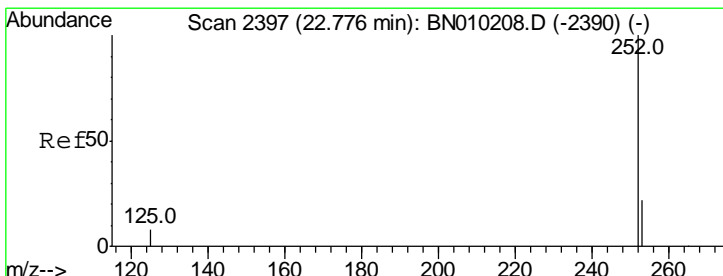
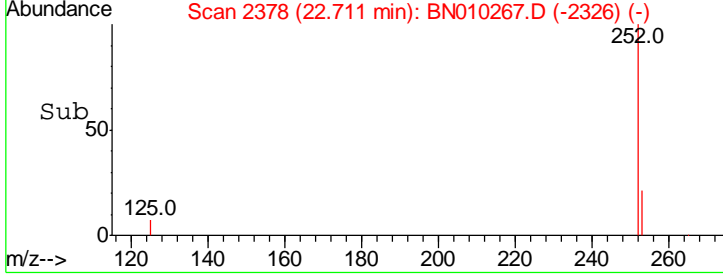
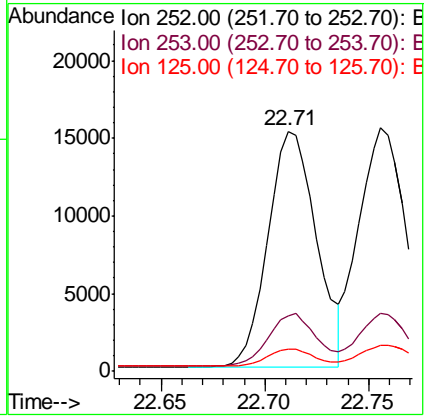
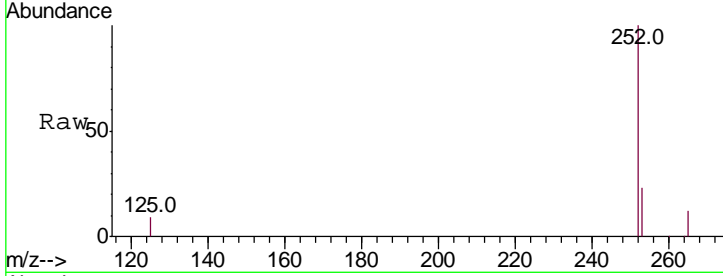




#35
 Benzo(b)fluoranthene
 Concen: 0.405 ng
 RT: 22.71 min Scan# 2378
 Delta R.T. -0.02 min
 Lab File: BN010267.D
 Acq: 18 Mar 2020 17:20

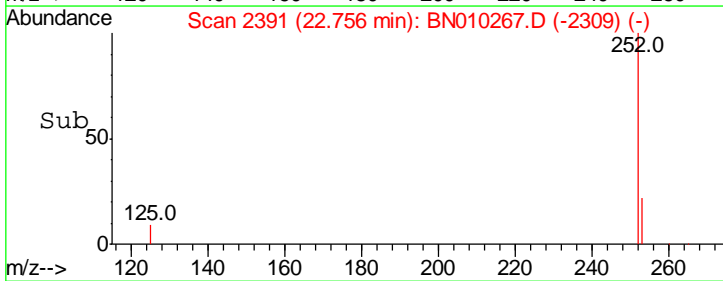
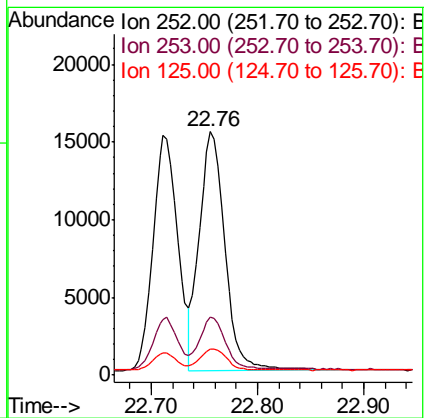
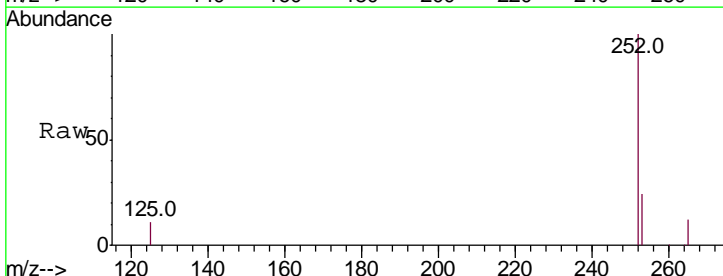
Instrument :
 BNA_N
 ClientSampled :
 PB127606BSD

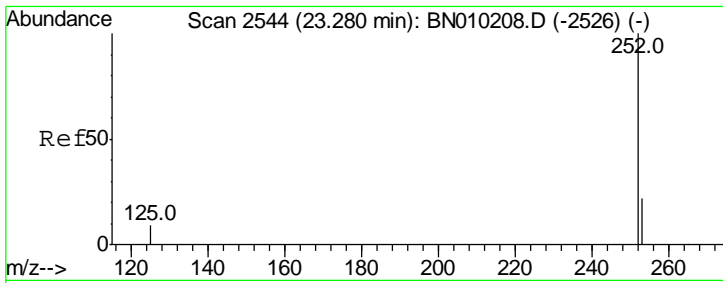
Tgt Ion	Resp	Lower	Upper
252	24583		
253	23.3	18.6	28.0
125	9.3	7.9	11.9



#36
 Benzo(k)fluoranthene
 Concen: 0.417 ng
 RT: 22.76 min Scan# 2391
 Delta R.T. -0.02 min
 Lab File: BN010267.D
 Acq: 18 Mar 2020 17:20

Tgt Ion	Resp	Lower	Upper
252	25583		
253	23.9	18.8	28.2
125	10.6	8.2	12.4

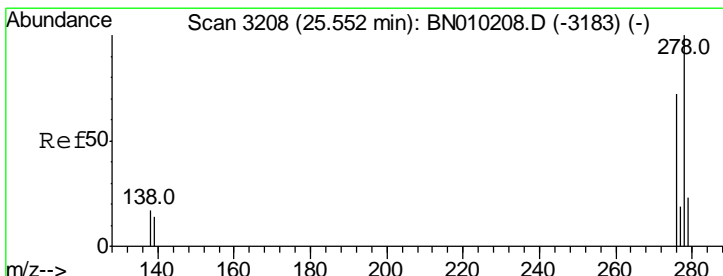
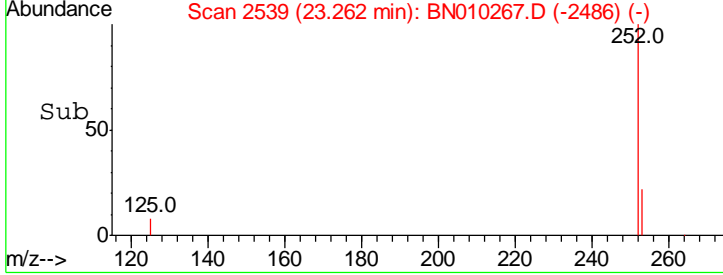
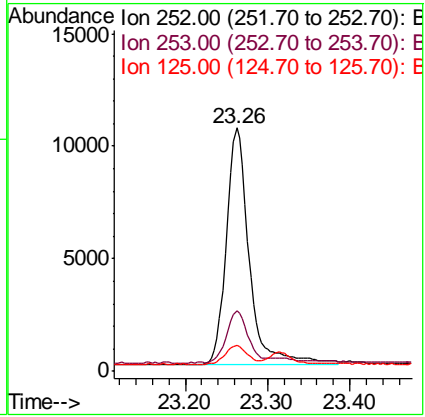
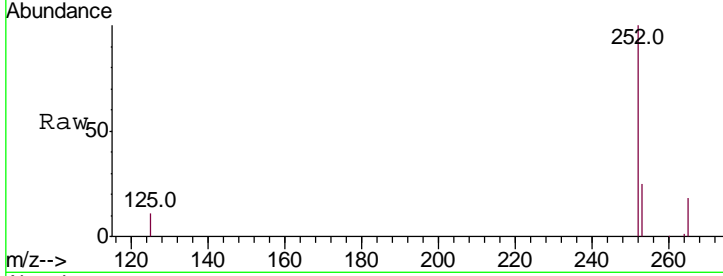




#37
 Benzo(a)pyrene
 Concen: 0.358 ng
 RT: 23.26 min Scan# 2539
 Delta R.T. -0.02 min
 Lab File: BN010267.D
 Acq: 18 Mar 2020 17:20

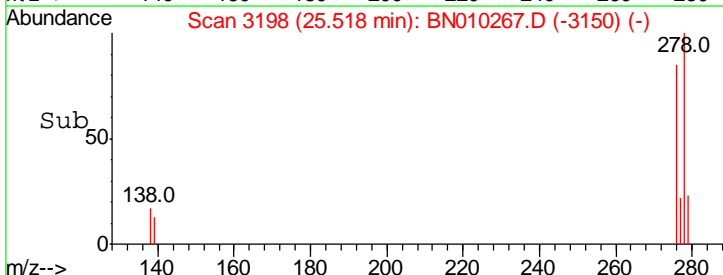
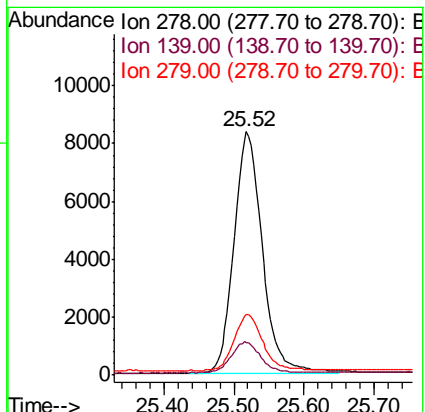
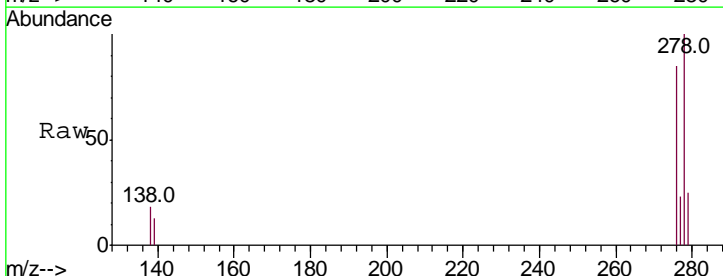
Instrument :
 BNA_N
 ClientSampleId :
 PB127606BSD

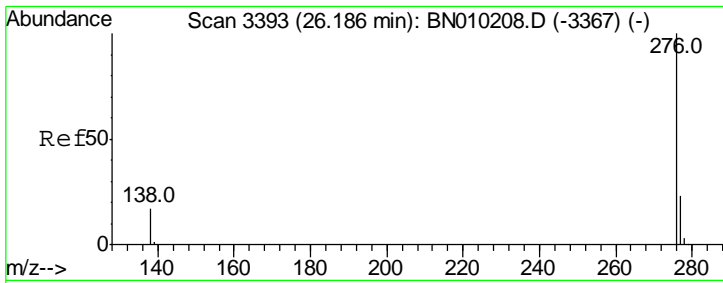
Tgt Ion	Resp	Lower	Upper
252	20518		
253	24.7	19.1	28.7
125	10.8	9.2	13.8



#38
 Dibenzo(a,h)anthracene
 Concen: 0.410 ng
 RT: 25.52 min Scan# 3198
 Delta R.T. -0.03 min
 Lab File: BN010267.D
 Acq: 18 Mar 2020 17:20

Tgt Ion	Resp	Lower	Upper
278	23542		
139	13.5	12.4	18.6
279	24.8	20.2	30.2





#39
 Benzo(a,h,i)perylene
 Concen: 0.400 ng
 RT: 26.15 min Scan# 3383
 Delta R.T. -0.03 min
 Lab File: BN010267.D
 Acq: 18 Mar 2020 17:20

Instrument :
 BNA_N
 ClientSampleId :
 PB127606BSD

Tot Ion: 276 Resp: 22949

Ion	Ratio	Lower	Upper
276	100		
277	24.7	19.4	29.2
138	17.0	15.4	23.2

