

Data Path : Z:\SVOASRV\HPCHEM1\BNA N\DATA\BN040919\
 Data File : BN005114.D
 Acq On : 09 Apr 2019 16:04
 Operator : JU/SJ
 Sample : SSTDCCC040
 Misc :
 ALS Vial : 2 Sample Multiplier: 1

Instrument :
 BNA_N
 ClientSampleId :
 SSTDCCC040

Quant Time: Apr 10 01:15:50 2019
 Quant Method : Z:\SVOASRV\HPCHEM1\BNA N\METHODS\8270-BN032619.M
 Quant Title : ASP BNA STANDARDS FOR 5 POINT CALIBRATION
 QLast Update : Wed Mar 27 05:27:09 2019
 Response via : Initial Calibration

Internal Standards	R.T.	QIon	Response	Conc	Units	Dev(Min)
1) 1,4-Dichlorobenzene-d4	7.65	152	8521	20.00	ng	-0.02
21) Naphthalene-d8	10.43	136	38754	20.00	ng	-0.03
39) Acenaphthene-d10	14.30	164	22749	20.00	ng	-0.02
64) Phenanthrene-d10	17.05	188	50474	20.00	ng	-0.02
76) Chrysene-d12	21.26	240	51017	20.00	ng	-0.02
87) Perylene-d12	23.49	264	46047	20.00	ng	-0.03

System Monitoring Compounds

5) 2-Fluorophenol	5.24	112	38961	79.05	ng	-0.03
7) Phenol-d6	6.83	99	52994	81.07	ng	-0.03
23) Nitrobenzene-d5	8.82	82	50185	78.33	ng	-0.03
42) 2,4,6-Tribromophenol	15.80	330	32622	88.91	ng	-0.02
45) 2-Fluorobiphenyl	12.92	172	142178	82.82	ng	-0.02
79) Terphenyl-d14	19.69	244	227306	85.78	ng	-0.02

Target Compounds

Target Compounds	R.T.	QIon	Response	Conc	Units	Qvalue
2) 1,4-Dioxane	3.18	88	6583	36.652	ng	97
3) Pyridine	3.57	79	19882	39.612	ng	98
4) n-Nitrosodimethylamine	3.50	42	5990	36.608	ng	# 95
6) Aniline	6.99	93	33645	40.418	ng	99
8) 2-Chlorophenol	7.22	128	25692	41.064	ng	99
9) Benzaldehyde	6.80	77	14414	38.372	ng	99
10) Phenol	6.86	94	28112	40.133	ng	99
11) bis(2-Chloroethyl)ether	7.09	93	21879	40.391	ng	100
12) 1,3-Dichlorobenzene	7.53	146	27481	40.315	ng	98
13) 1,4-Dichlorobenzene	7.69	146	27924	40.470	ng	99
14) 1,2-Dichlorobenzene	8.00	146	27336	41.397	ng	99
15) Benzyl Alcohol	7.90	79	20020	40.255	ng	98
16) 2,2'-oxybis(1-Chloropropan	8.18	45	24401	37.338	ng	97
17) 2-Methylphenol	8.09	107	20208	41.383	ng	99
18) Hexachloroethane	8.71	117	9708	39.695	ng	98
19) n-Nitroso-di-n-propylamine	8.46	70	17297	40.363	ng	97
20) 3+4-Methylphenols	8.42	107	27304	41.181	ng	98
22) Acetophenone	8.48	105	35829	40.501	ng	# 98
24) Nitrobenzene	8.86	77	25286	39.000	ng	99
25) Isophorone	9.38	82	48917	39.194	ng	97
26) 2-Nitrophenol	9.56	139	15355	40.787	ng	97
27) 2,4-Dimethylphenol	9.62	122	21237	40.518	ng	99
28) bis(2-Chloroethoxy)methane	9.86	93	31276	40.446	ng	100
29) 2,4-Dichlorophenol	10.09	162	25242	41.903	ng	99
30) 1,2,4-Trichlorobenzene	10.30	180	27628	41.635	ng	98
31) Naphthalene	10.49	128	82987	41.043	ng	100
32) Benzoic acid	9.79	122	13571	33.980	ng	96
33) 4-Chloroaniline	10.60	127	34346	41.751	ng	99
34) Hexachlorobutadiene	10.75	225	17746	41.331	ng	99
35) Caprolactam	11.41	113	8099	41.060	ng	90
36) 4-Chloro-3-methylphenol	11.74	107	26300	40.415	ng	96
37) 2-Methylnaphthalene	12.10	142	59810	41.890	ng	99
38) 1-Methylnaphthalene	12.33	142	58217	41.669	ng	99
40) 1,2,4,5-Tetrachlorobenzene	12.47	216	33145	41.078	ng	99

Data Path : Z:\SVOASRV\HPCHEM1\BNA N\DATA\BN040919\
 Data File : BN005114.D
 Acq On : 09 Apr 2019 16:04
 Operator : JU/SJ
 Sample : SSTDCCC040
 Misc :
 ALS Vial : 2 Sample Multiplier: 1

Instrument :
 BNA_N
 ClientSampleId :
 SSTDCCC040

Quant Time: Apr 10 01:15:50 2019
 Quant Method : Z:\SVOASRV\HPCHEM1\BNA N\METHODS\8270-BN032619.M
 Quant Title : ASP BNA STANDARDS FOR 5 POINT CALIBRATION
 QLast Update : Wed Mar 27 05:27:09 2019
 Response via : Initial Calibration

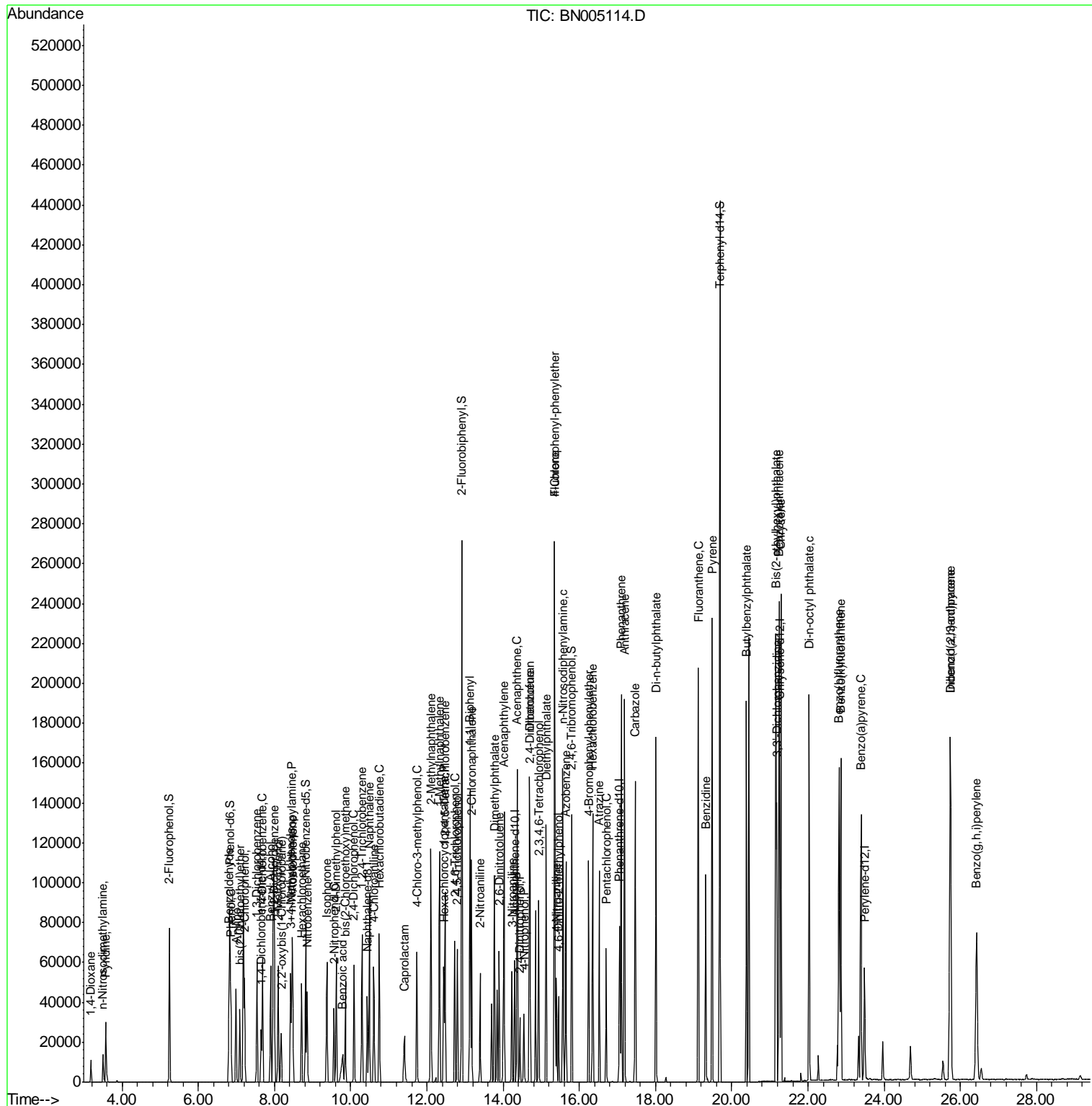
Internal Standards	R.T.	QIon	Response	Conc	Units	Dev(Min)
41) Hexachlorocyclopentadiene	12.44	237	18455	42.640	ng	97
43) 2,4,6-Trichlorophenol	12.73	196	20224	40.394	ng	98
44) 2,4,5-Trichlorophenol	12.80	196	21788	39.946	ng	98
46) 1,1'-Biphenyl	13.13	154	79403	41.240	ng	99
47) 2-Chloronaphthalene	13.17	162	60610	41.022	ng	98
48) 2-Nitroaniline	13.39	65	14901	37.886	ng	95
49) Acenaphthylene	14.02	152	100762	40.547	ng	99
50) Dimethylphthalate	13.77	163	77283	41.350	ng	99
51) 2,6-Dinitrotoluene	13.90	165	17350	40.796	ng	93
52) Acenaphthene	14.37	154	57579	41.188	ng	99
53) 3-Nitroaniline	14.23	138	17202	39.575	ng	93
54) 2,4-Dinitrophenol	14.44	184	9427	41.025	ng	95
55) Dibenzofuran	14.70	168	91144	40.974	ng	99
56) 4-Nitrophenol	14.55	139	11889	34.720	ng	95
57) 2,4-Dinitrotoluene	14.69	165	23924	41.393	ng	97
58) Fluorene	15.36	166	73916	41.134	ng	99
59) 2,3,4,6-Tetrachlorophenol	14.93	232	20782	41.094	ng	# 98
60) Diethylphthalate	15.13	149	76936	41.252	ng	100
61) 4-Chlorophenyl-phenylether	15.35	204	38567	41.604	ng	99
62) 4-Nitroaniline	15.40	138	17105	39.166	ng	94
63) Azobenzene	15.65	77	60595	39.030	ng	97
65) 4,6-Dinitro-2-methylphenol	15.45	198	12393	37.280	ng	99
66) n-Nitrosodiphenylamine	15.57	169	64344	40.470	ng	99
67) 4-Bromophenyl-phenylether	16.25	248	26279	41.722	ng	98
68) Hexachlorobenzene	16.35	284	31808	43.104	ng	98
69) Atrazine	16.52	200	22916	40.343	ng	99
70) Pentachlorophenol	16.70	266	15523	40.009	ng	99
71) Phenanthrene	17.10	178	115194	40.618	ng	100
72) Anthracene	17.19	178	116604	41.306	ng	99
73) Carbazole	17.47	167	104355	40.613	ng	99
74) Di-n-butylphthalate	18.02	149	132361	42.287	ng	100
75) Fluoranthene	19.12	202	135580	41.904	ng	98
77) Benzidine	19.32	184	60730	38.197	ng	99
78) Pyrene	19.49	202	135938	39.905	ng	100
80) Butylbenzylphthalate	20.39	149	58989	42.617	ng	98
81) Benzo(a)anthracene	21.24	228	128744	40.513	ng	100
82) 3,3'-Dichlorobenzidine	21.18	252	47616	40.070	ng	99
83) Chrysene	21.29	228	122029	40.203	ng	100
84) Bis(2-ethylhexyl)phthalate	21.16	149	87458	45.667	ng	99
85) Di-n-octyl phthalate	22.03	149	142061	45.964	ng	98
86) Indeno(1,2,3-cd)pyrene	25.74	276	123402	35.785	ng	100
88) Benzo(b)fluoranthene	22.82	252	120098	42.373	ng	99
89) Benzo(k)fluoranthene	22.86	252	107957	41.536	ng	99
90) Benzo(a)pyrene	23.39	252	105271	40.588	ng	99
91) Dibenzo(a,h)anthracene	25.74	278	102313	39.293	ng	99
92) Benzo(g,h,i)perylene	26.43	276	99245	38.540	ng	98

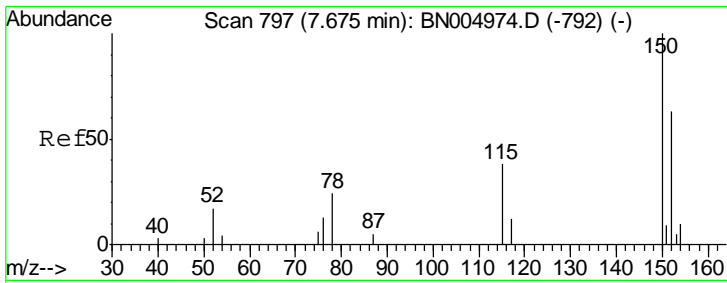
(#) = qualifier out of range (m) = manual integration (+) = signals summed

Data Path : Z:\SVOASRV\HPCHEM1\BNA N\DATA\BN040919\
 Data File : BN005114.D
 Acq On : 09 Apr 2019 16:04
 Operator : JU/SJ
 Sample : SSTDCCC040
 Misc :
 ALS Vial : 2 Sample Multiplier: 1

Instrument :
 BNA_N
 Client Sampled :
 SSTDCCC040

Quant Time: Apr 10 01:15:50 2019
 Quant Method : Z:\SVOASRV\HPCHEM1\BNA N\METHODS\8270-BN032619.M
 Quant Title : ASP BNA STANDARDS FOR 5 POINT CALIBRATION
 QLast Update : Wed Mar 27 05:27:09 2019
 Response via : Initial Calibration

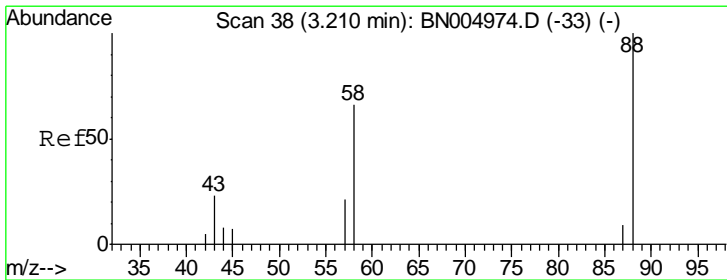
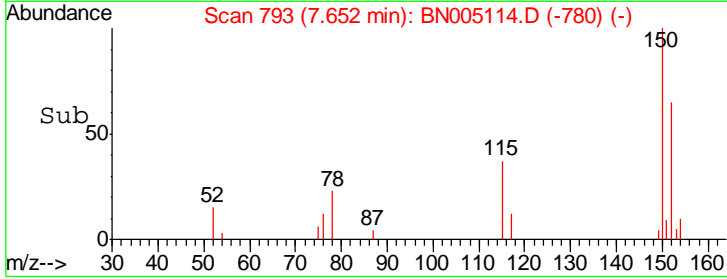
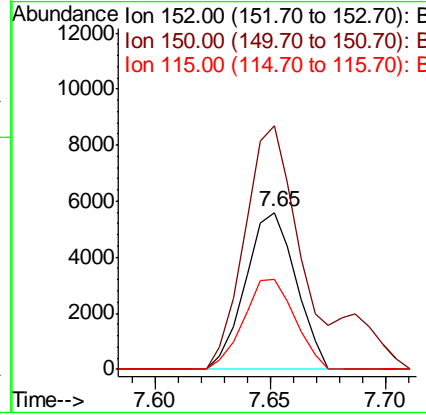
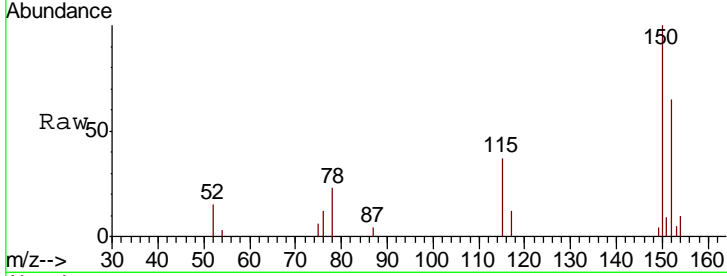




#1
 1,4-Dichlorobenzene-d4
 Concen: 20.000 ng
 RT: 7.65 min Scan# 793
 Delta R.T. -0.02 min
 Lab File: BN005114.D
 Acq: 09 Apr 2019 16:04

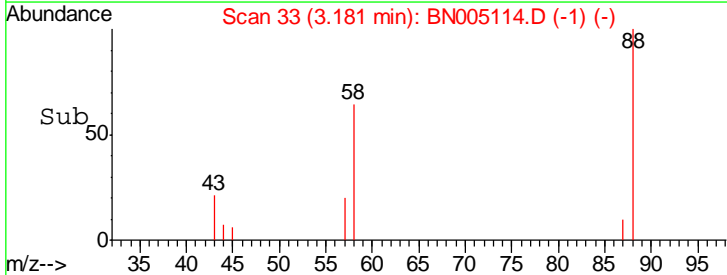
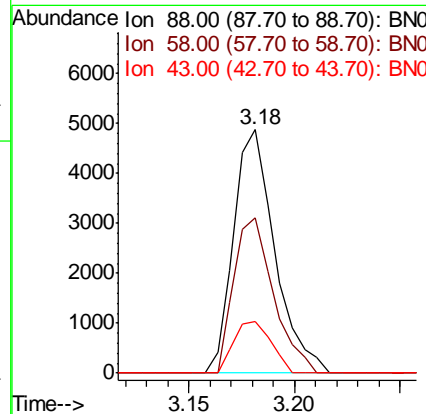
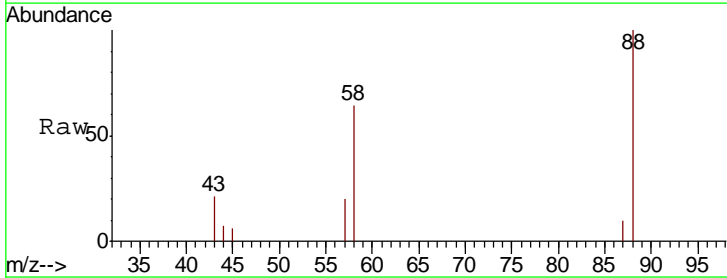
Instrument :
 BNA_N
 ClientSampleId :
 SSTDCCC040

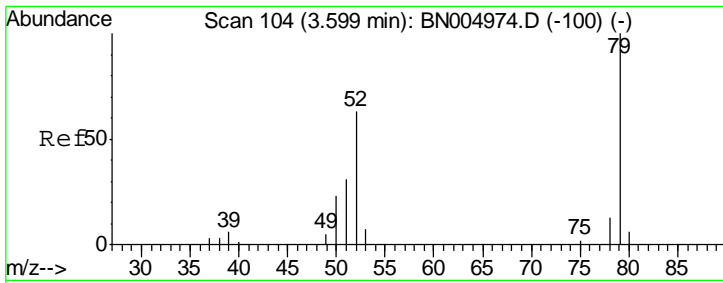
Tgt Ion	Resp	Lower	Upper
152	100		
150	155.0	126.9	190.3
115	57.6	47.8	71.6



#2
 1,4-Dioxane
 Concen: 36.652 ng
 RT: 3.18 min Scan# 33
 Delta R.T. -0.03 min
 Lab File: BN005114.D
 Acq: 09 Apr 2019 16:04

Tgt Ion	Resp	Lower	Upper
88	100		
58	61.5	51.0	76.6
43	19.0	16.7	25.1

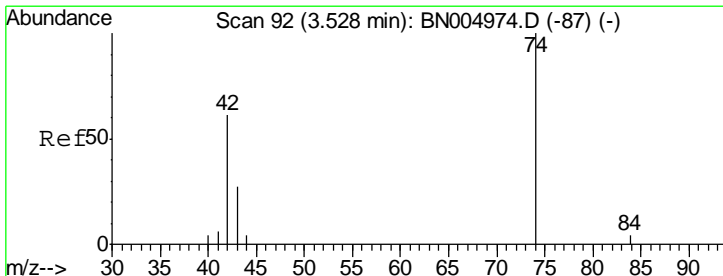
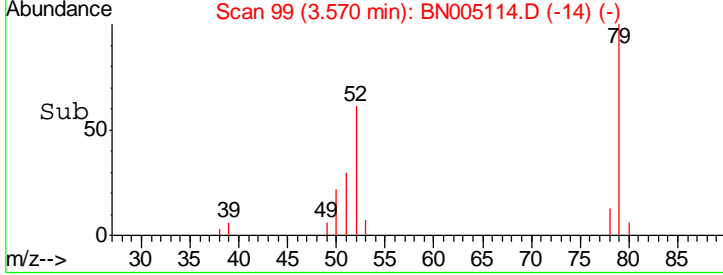
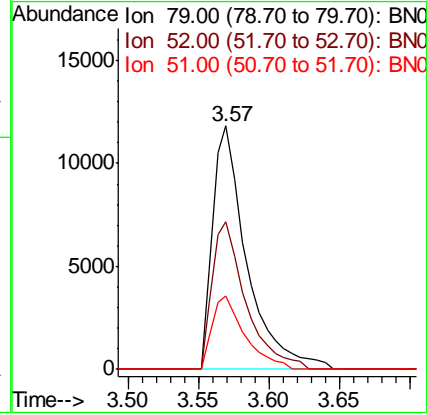
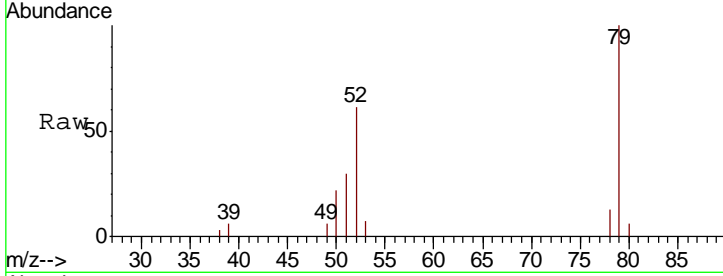




#3
 Pyridine
 Concen: 39.612 ng
 RT: 3.57 min Scan# 99
 Delta R.T. -0.03 min
 Lab File: BN005114.D
 Acq: 09 Apr 2019 16:04

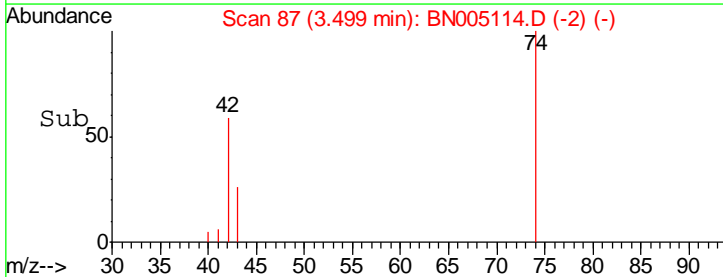
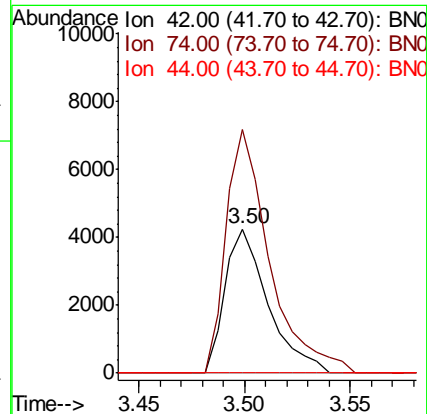
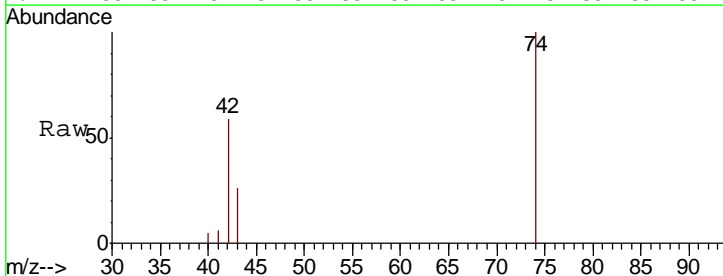
Instrument :
 BNA_N
 ClientSampled :
 SSTDCCC040

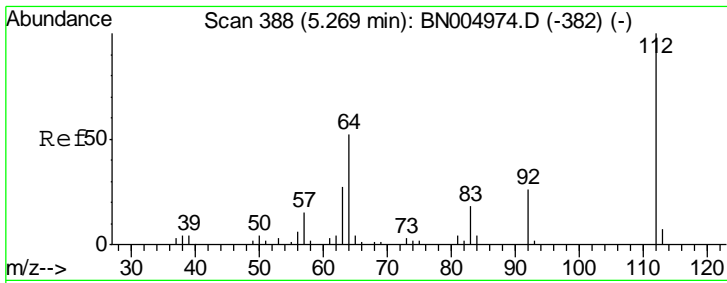
Tgt Ion	Resp	Lower	Upper
79	19882		
52	60.7	50.2	75.4
51	30.1	25.0	37.4



#4
 n-Nitrosodimethylamine
 Concen: 36.608 ng
 RT: 3.50 min Scan# 87
 Delta R.T. -0.03 min
 Lab File: BN005114.D
 Acq: 09 Apr 2019 16:04

Tgt Ion	Resp	Lower	Upper
42	5990		
74	168.8	130.8	196.2
44	0.0	5.7	8.5#

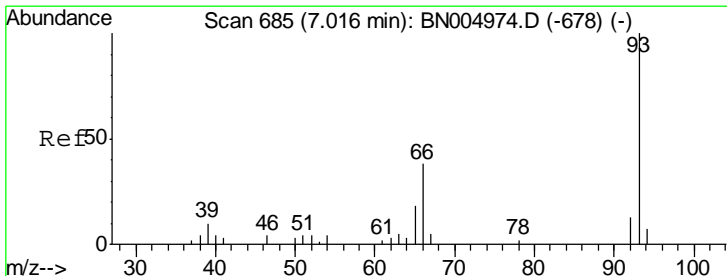
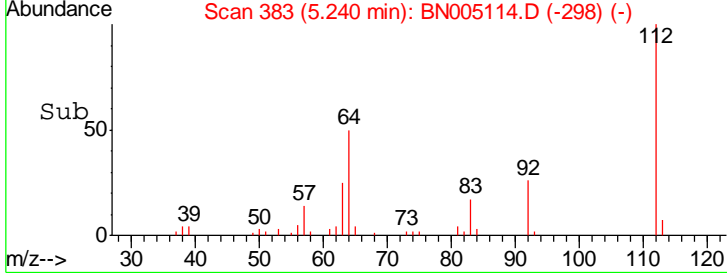
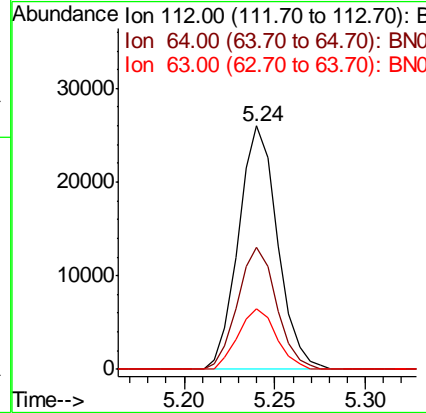
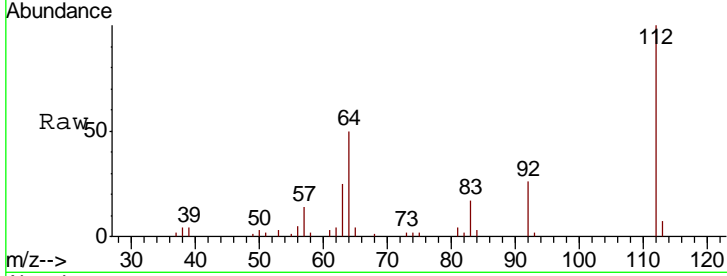




#5
 2-Fluorophenol
 Concen: 79.051 ng
 RT: 5.24 min Scan# 383
 Delta R.T. -0.03 min
 Lab File: BN005114.D
 Acq: 09 Apr 2019 16:04

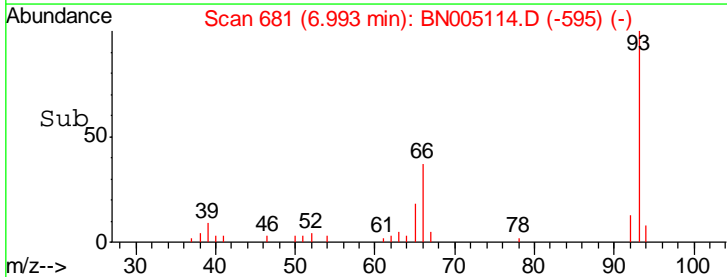
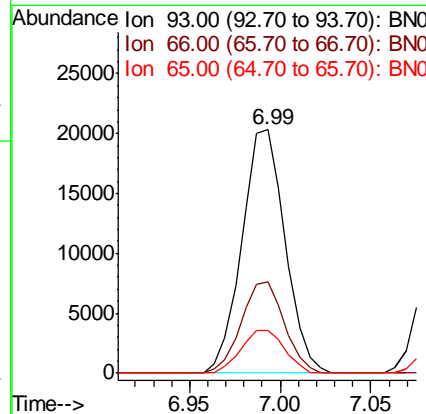
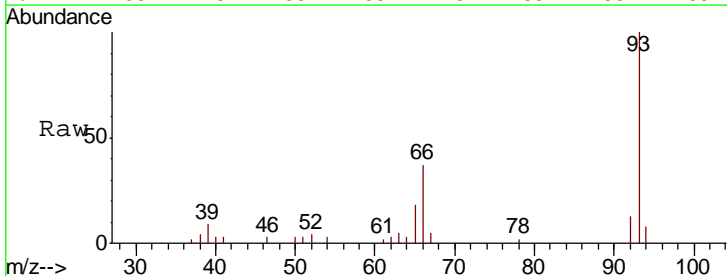
Instrument :
 BNA_N
ClientSampleId :
 SSTDCCC040

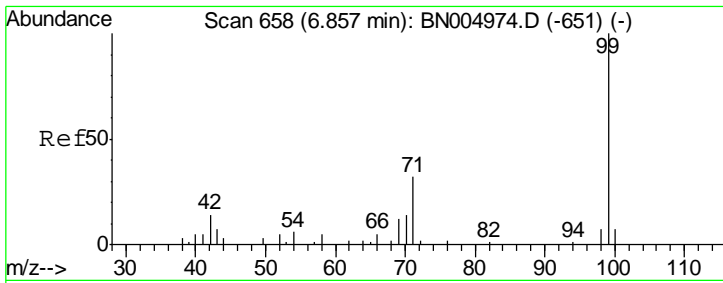
Tgt Ion	Resp	Lower	Upper
112	38961		
64	50.4	41.9	62.9
63	24.9	21.4	32.0



#6
 Aniline
 Concen: 40.418 ng
 RT: 6.99 min Scan# 681
 Delta R.T. -0.02 min
 Lab File: BN005114.D
 Acq: 09 Apr 2019 16:04

Tgt Ion	Resp	Lower	Upper
93	33645		
66	37.3	30.2	45.4
65	17.5	14.7	22.1

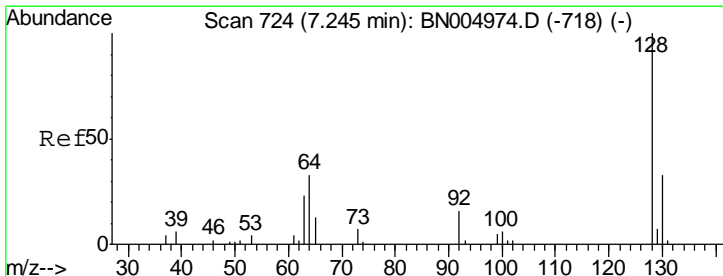
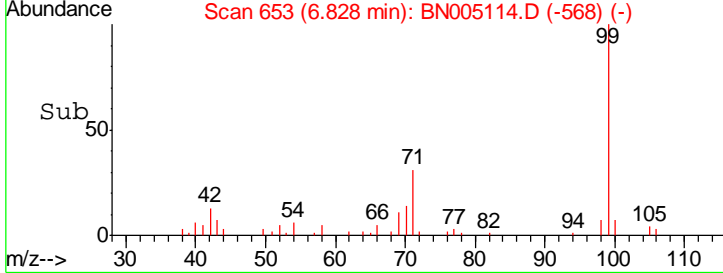
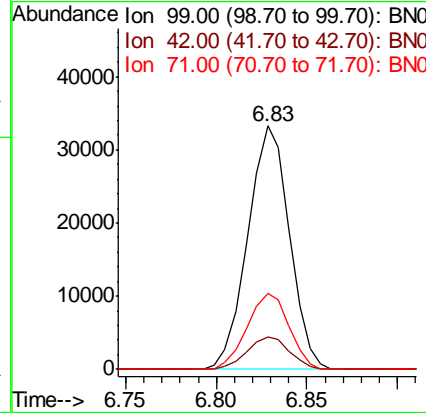
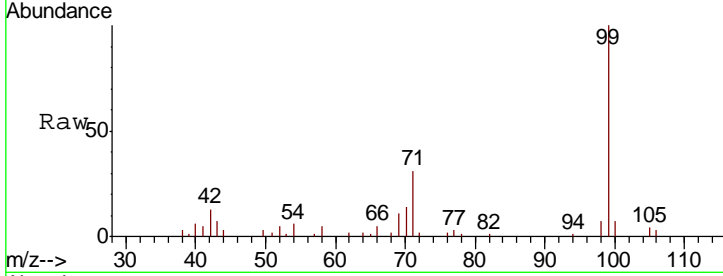




#7
 Phenol-d6
 Concen: 81.068 ng
 RT: 6.83 min Scan# 653
 Delta R.T. -0.03 min
 Lab File: BN005114.D
 Acq: 09 Apr 2019 16:04

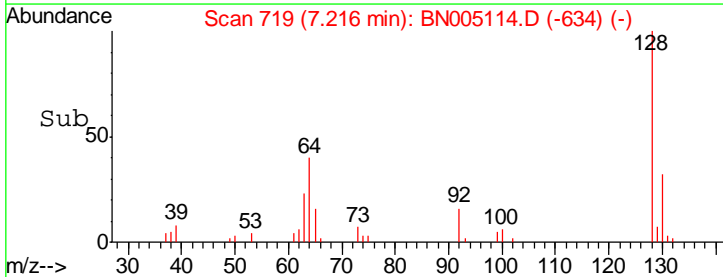
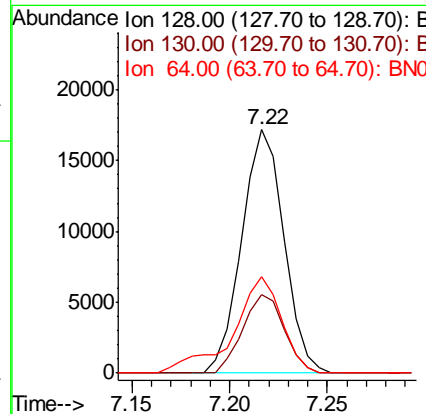
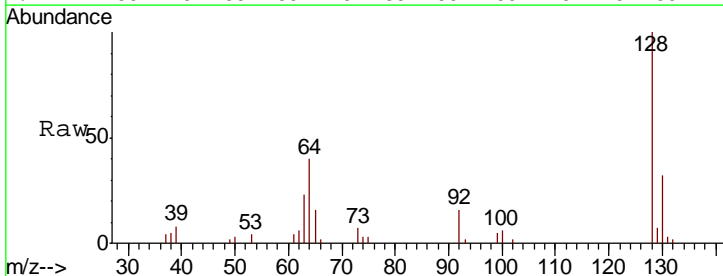
Instrument :
 BNA_N
 ClientSampleId :
 SSTDCCC040

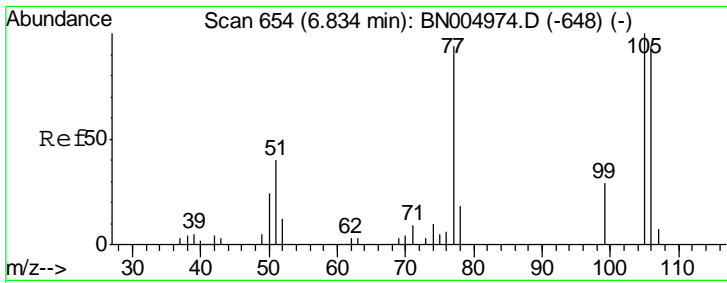
Tgt Ion	Resp	Lower	Upper
99	52994		
42	13.4	11.4	17.0
71	31.4	25.8	38.8



#8
 2-Chlorophenol
 Concen: 41.064 ng
 RT: 7.22 min Scan# 719
 Delta R.T. -0.03 min
 Lab File: BN005114.D
 Acq: 09 Apr 2019 16:04

Tgt Ion	Resp	Lower	Upper
128	25692		
130	32.1	12.9	52.9
64	39.5	19.9	59.9

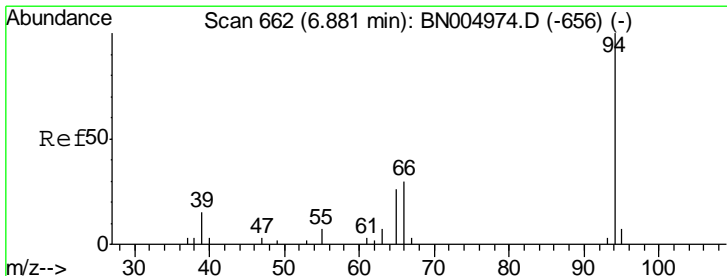
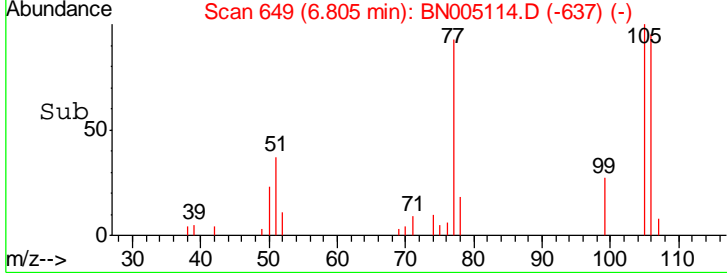
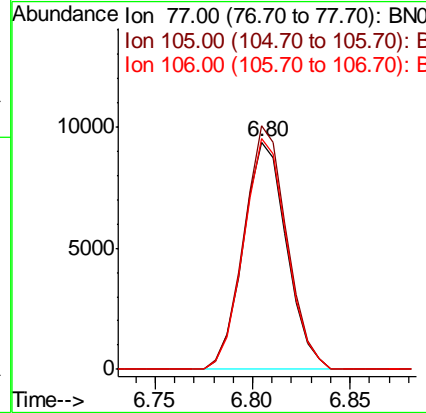
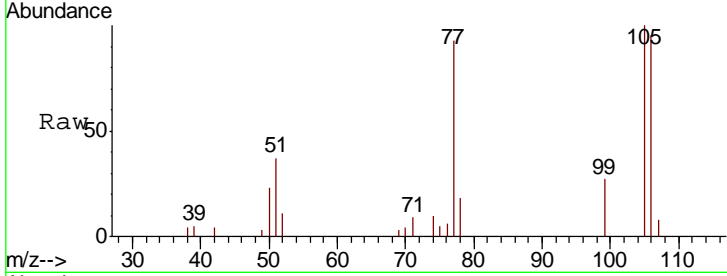




#9
Benzaldehyde
Concen: 38.372 ng
RT: 6.80 min Scan# 649
Delta R.T. -0.03 min
Lab File: BN005114.D
Acq: 09 Apr 2019 16:04

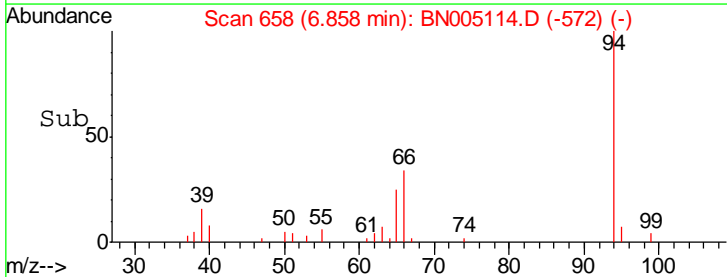
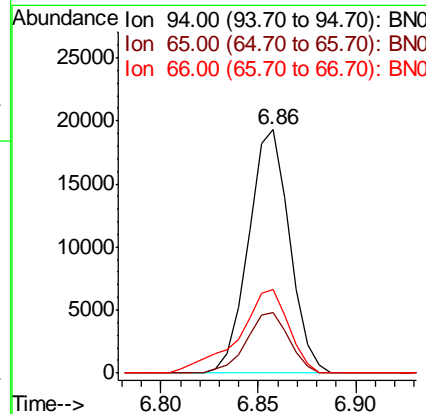
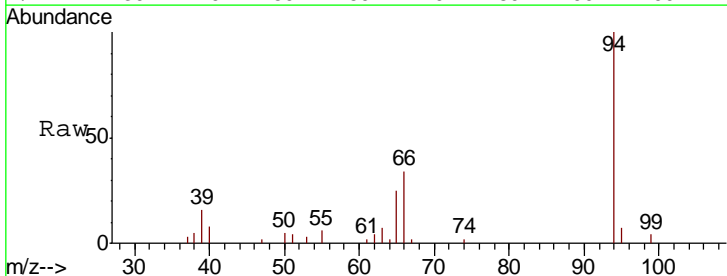
Instrument :
BNA_N
ClientSampleID :
SSTDCCC040

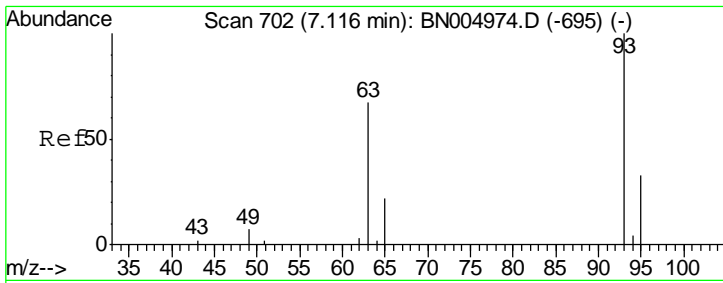
Tgt Ion	Resp	Lower	Upper
77	14414		
105	107.1	86.1	126.1
106	101.5	79.9	119.9



#10
Phenol
Concen: 40.133 ng
RT: 6.86 min Scan# 658
Delta R.T. -0.02 min
Lab File: BN005114.D
Acq: 09 Apr 2019 16:04

Tgt Ion	Resp	Lower	Upper
94	28112		
65	25.0	5.7	45.7
66	34.5	14.8	54.8

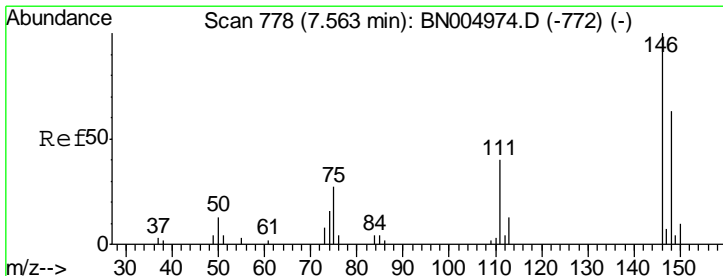
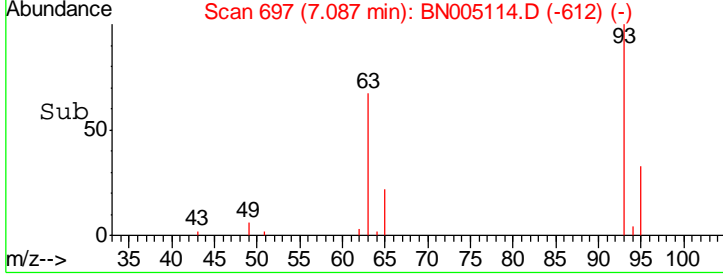
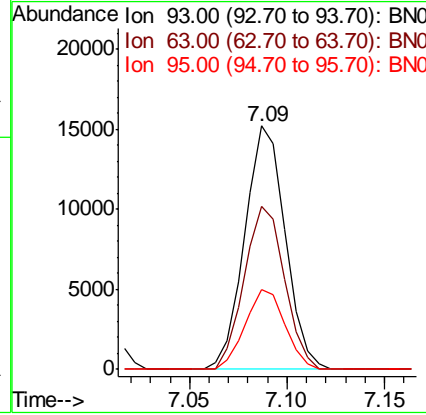
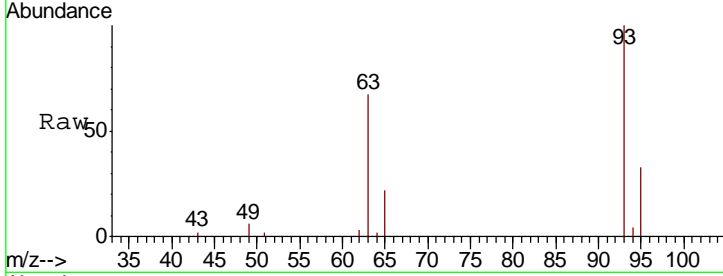




#11
 bis(2-Chloroethyl)ether
 Concen: 40.391 ng
 RT: 7.09 min Scan# 697
 Delta R.T. -0.03 min
 Lab File: BN005114.D
 Acq: 09 Apr 2019 16:04

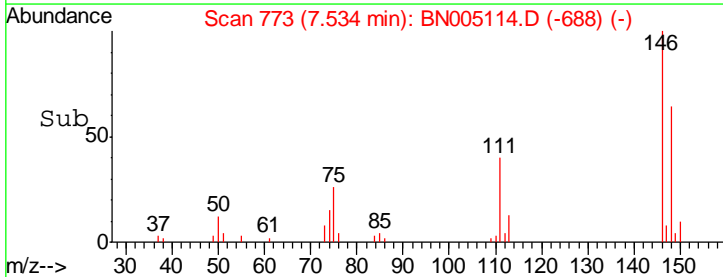
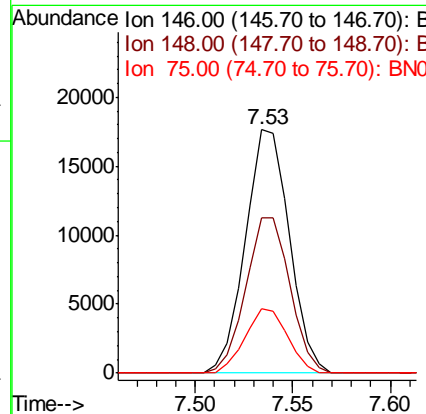
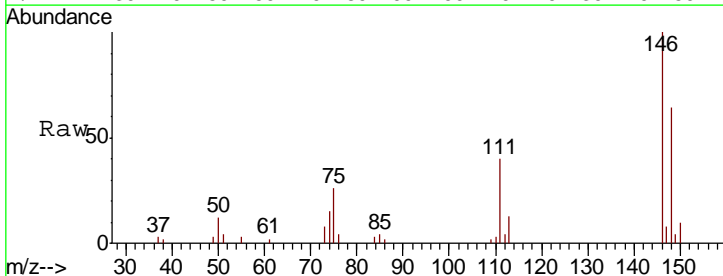
Instrument :
 BNA_N
ClientSampleId :
 SSTDCCC040

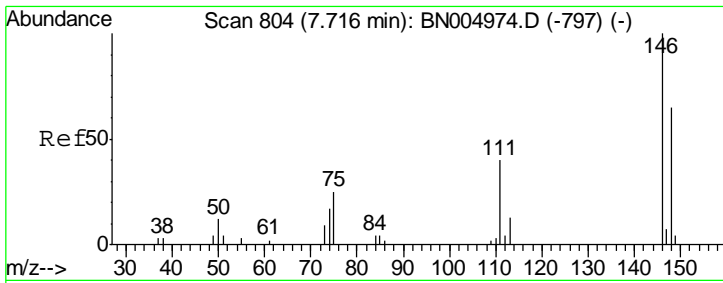
Tgt Ion	Resp	Lower	Upper
93	21879		
63	66.8	47.0	87.0
95	32.8	12.7	52.7



#12
 1,3-Dichlorobenzene
 Concen: 40.315 ng
 RT: 7.53 min Scan# 773
 Delta R.T. -0.03 min
 Lab File: BN005114.D
 Acq: 09 Apr 2019 16:04

Tgt Ion	Resp	Lower	Upper
146	27481		
148	64.0	52.0	78.0
75	26.4	22.0	33.0

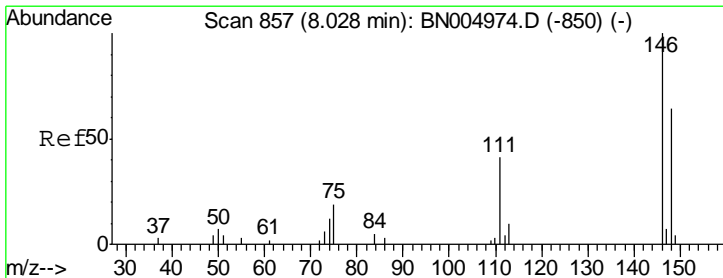
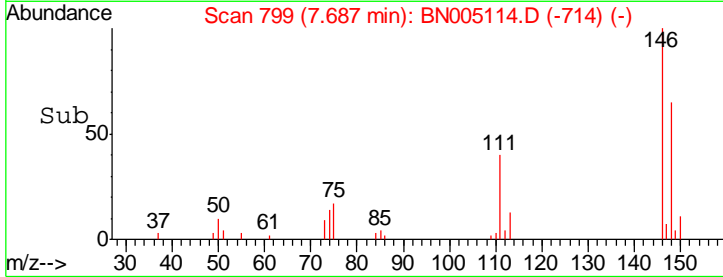
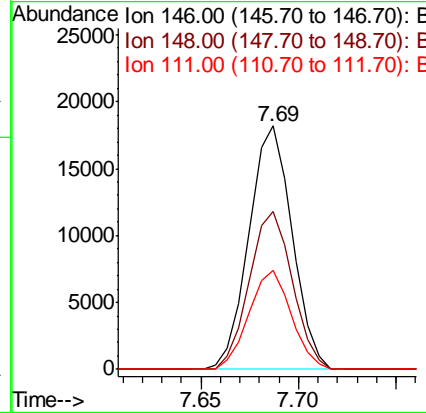
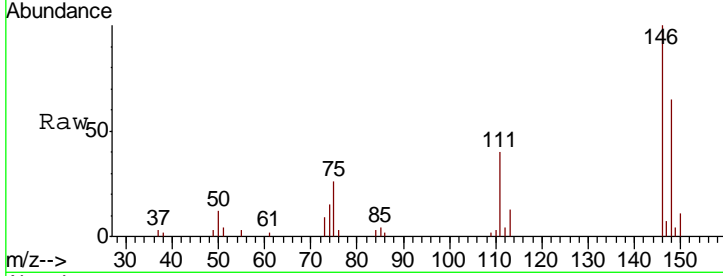




#13
 1,4-Dichlorobenzene
 Concen: 40.470 ng
 RT: 7.69 min Scan# 799
 Delta R.T. -0.03 min
 Lab File: BN005114.D
 Acq: 09 Apr 2019 16:04

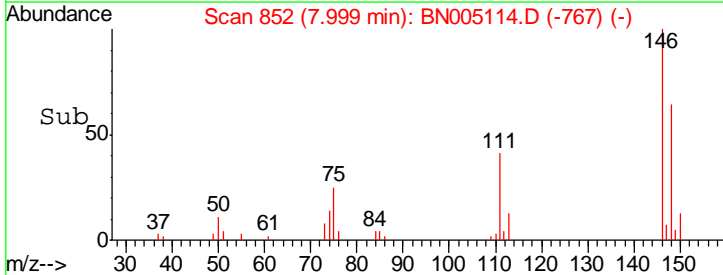
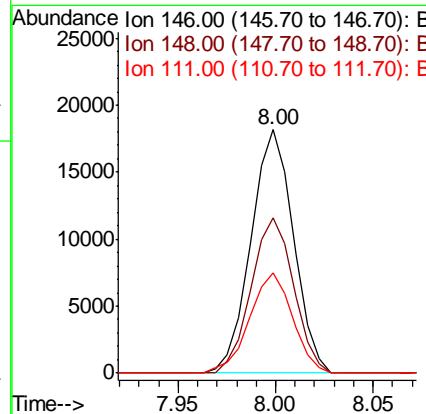
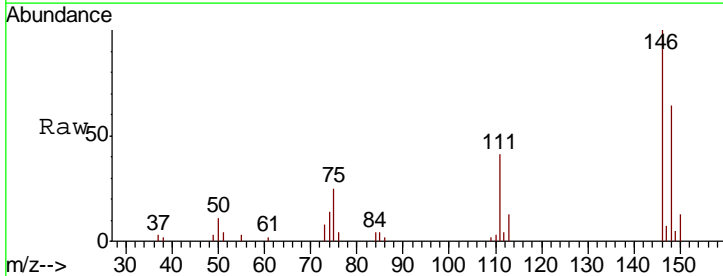
Instrument :
 BNA_N
ClientSampled :
 SSTDCCC040

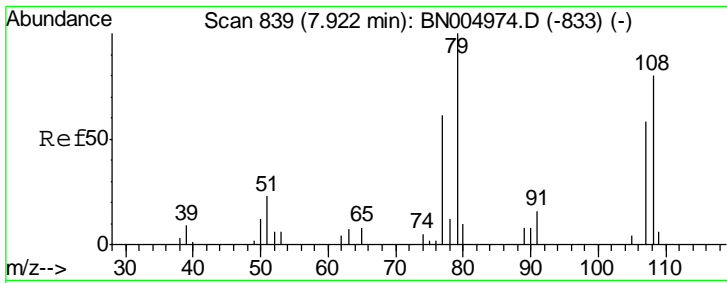
Tgt Ion	Resp	Lower	Upper
146	27924		
148	64.6	51.4	77.2
111	40.4	32.6	49.0



#14
 1,2-Dichlorobenzene
 Concen: 41.397 ng
 RT: 8.00 min Scan# 852
 Delta R.T. -0.03 min
 Lab File: BN005114.D
 Acq: 09 Apr 2019 16:04

Tgt Ion	Resp	Lower	Upper
146	27336		
148	63.6	51.4	77.2
111	41.3	32.6	49.0



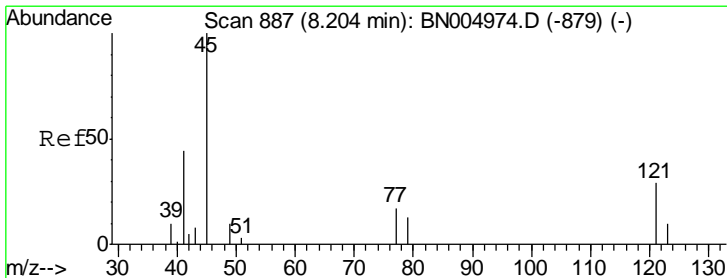
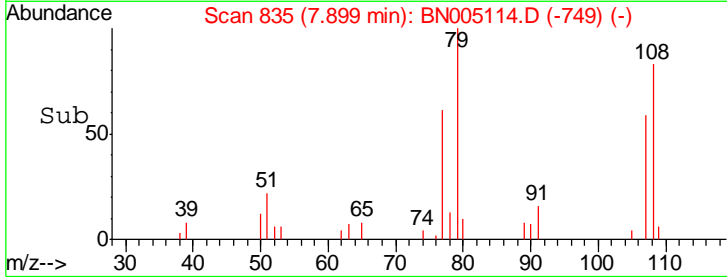
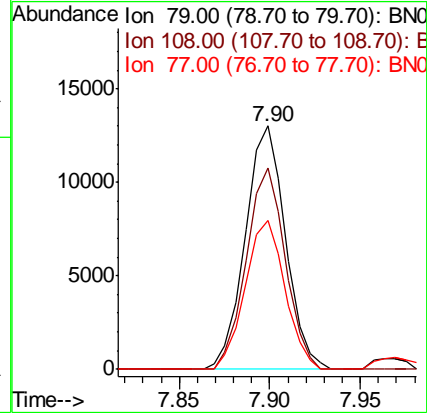
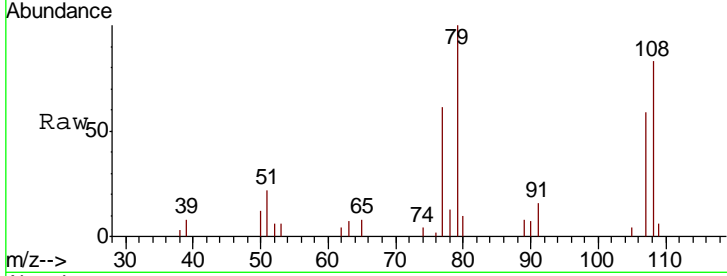


#15
Benzyl Alcohol
Concen: 40.255 ng
RT: 7.90 min Scan# 835
Delta R.T. -0.02 min
Lab File: BN005114.D
Acq: 09 Apr 2019 16:04

Instrument :
BNA_N
ClientSampleId :
SSTDCCC040

Tgt Ion: 79 Resp: 20020

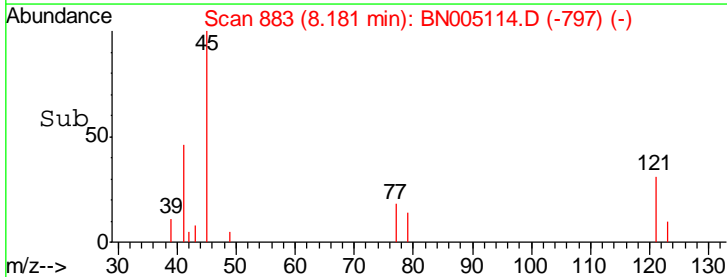
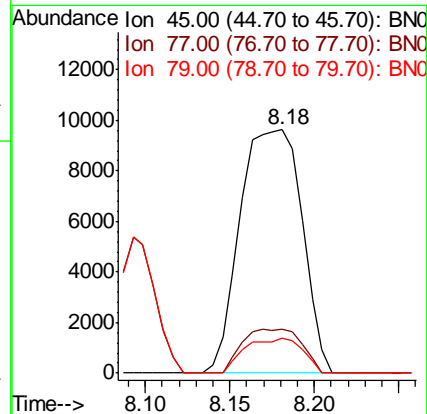
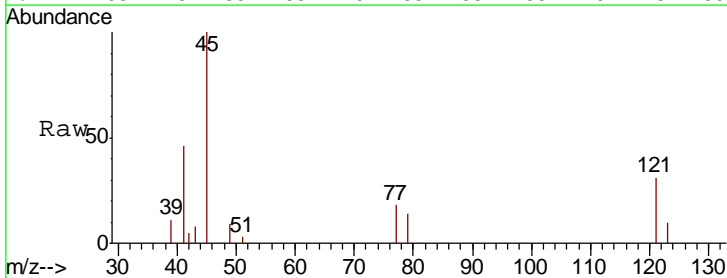
Ion	Ratio	Lower	Upper
79	100		
108	82.7	64.0	96.0
77	61.3	48.8	73.2

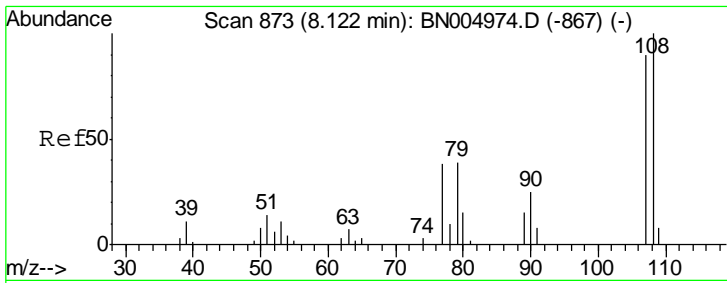


#16
2,2'-oxybis(1-Chloropropane)
Concen: 37.338 ng
RT: 8.18 min Scan# 883
Delta R.T. -0.02 min
Lab File: BN005114.D
Acq: 09 Apr 2019 16:04

Tgt Ion: 45 Resp: 24401

Ion	Ratio	Lower	Upper
45	100		
77	18.1	0.0	36.9
79	14.3	0.0	33.3

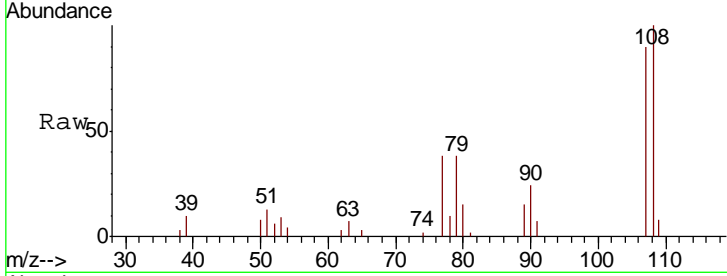




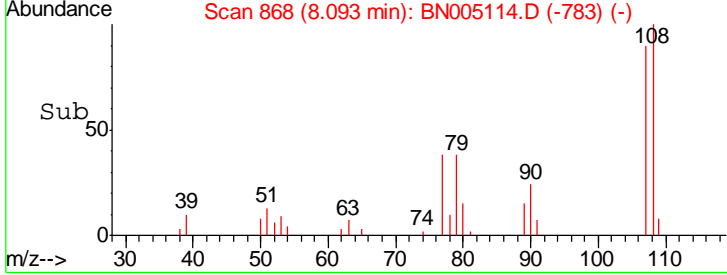
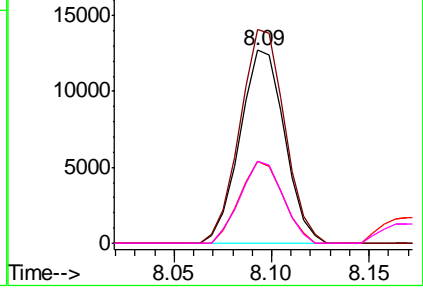
#17
 2-Methylphenol
 Concen: 41.383 ng
 RT: 8.09 min Scan# 868
 Delta R.T. -0.03 min
 Lab File: BN005114.D
 Acq: 09 Apr 2019 16:04

Instrument :
 BNA_N
 ClientSampleId :
 SSTDCCC040

Tgt Ion	Resp	Lower	Upper
107	100		
108	110.6	88.8	133.2
77	42.4	34.2	51.2
79	42.2	34.8	52.2

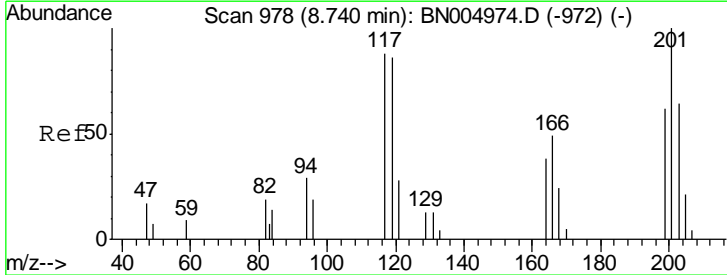


Abundance
 Ion 107.00 (106.70 to 107.70): E
 Ion 108.00 (107.70 to 108.70): E
 Ion 77.00 (76.70 to 77.70): BNC
 Ion 79.00 (78.70 to 79.70): BNC

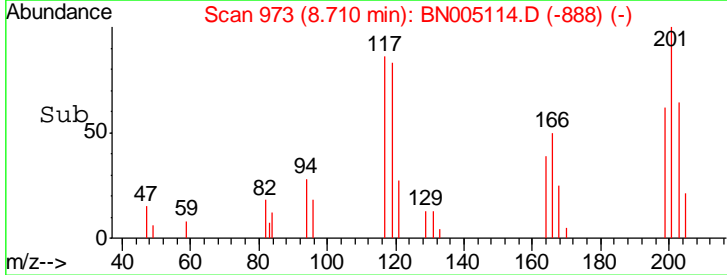
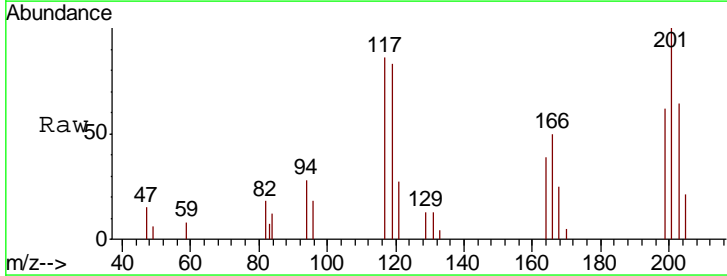
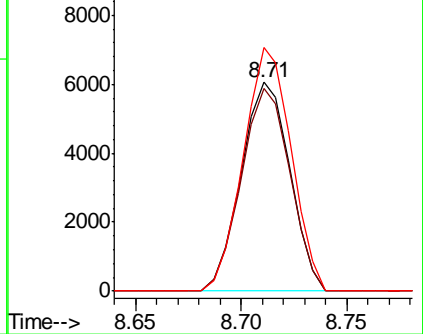


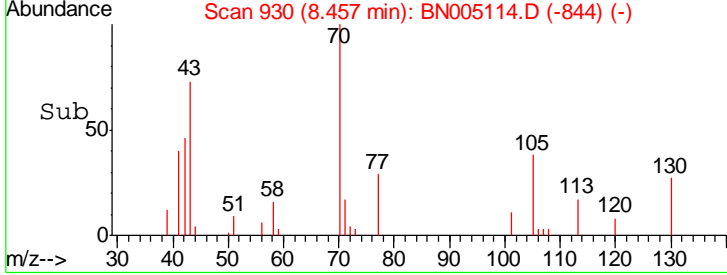
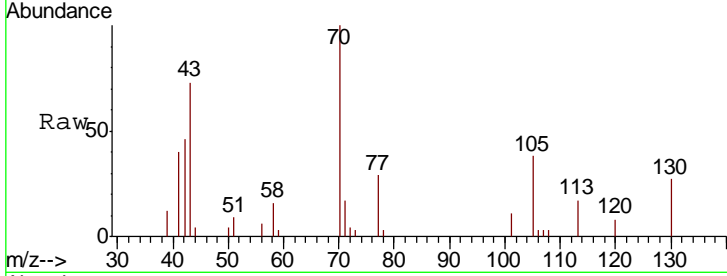
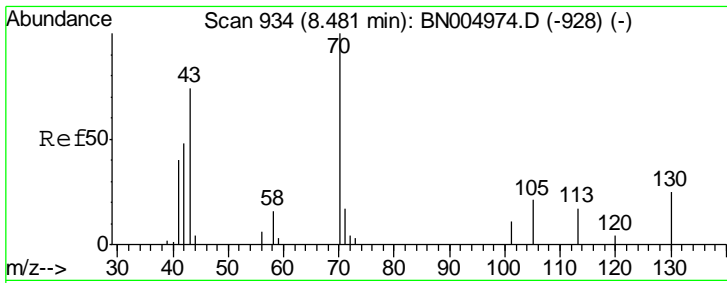
#18
 Hexachloroethane
 Concen: 39.695 ng
 RT: 8.71 min Scan# 973
 Delta R.T. -0.03 min
 Lab File: BN005114.D
 Acq: 09 Apr 2019 16:04

Tgt Ion	Resp	Lower	Upper
117	100		
119	97.5	77.5	116.3
201	116.8	90.5	135.7



Abundance
 Ion 117.00 (116.70 to 117.70): E
 Ion 119.00 (118.70 to 119.70): E
 Ion 201.00 (200.70 to 201.70): E

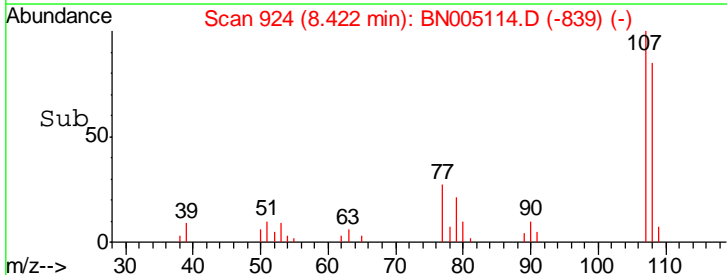
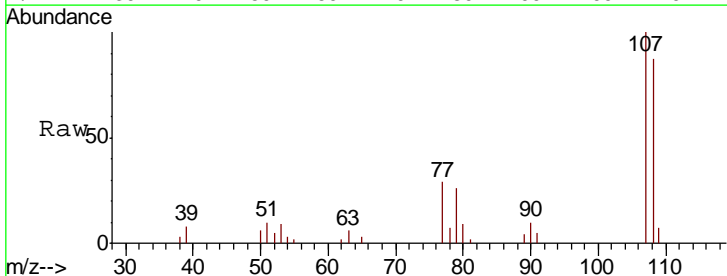
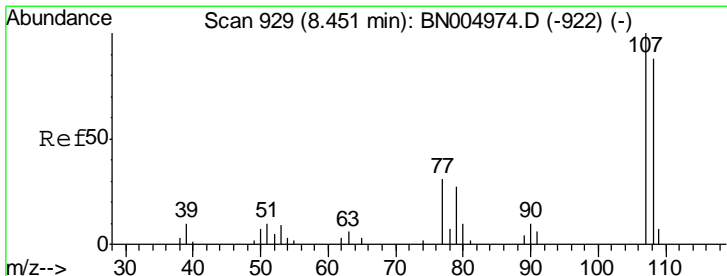
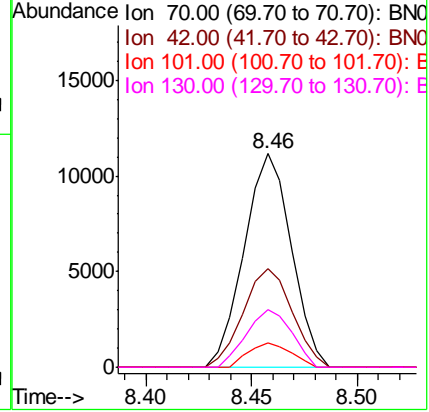




#19
 n-Nitroso-di-n-propylamine
 Concen: 40.363 ng
 RT: 8.46 min Scan# 930
 Delta R.T. -0.02 min
 Lab File: BN005114.D
 Acq: 09 Apr 2019 16:04

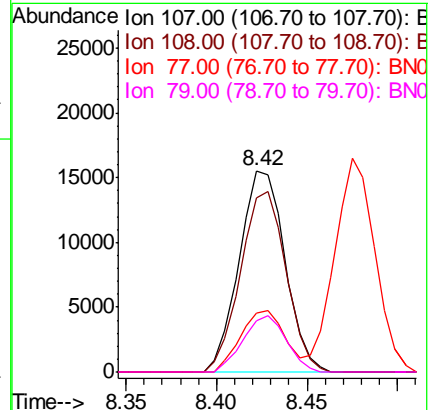
Instrument :
 BNA_N
 ClientSampleId :
 SSTDCCC040

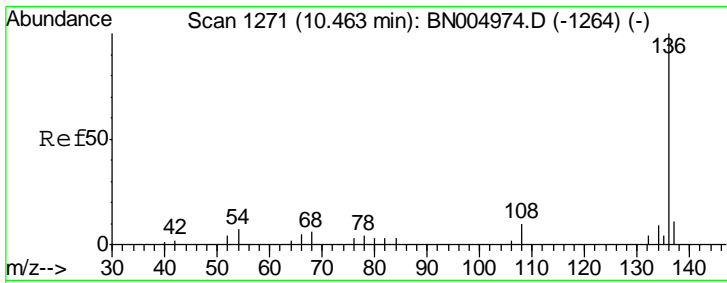
Tgt Ion	Resp	Lower	Upper
70	17297		
42	46.1	38.4	57.6
101	11.2	8.8	13.2
130	26.8	19.8	29.8



#20
 3+4-Methylphenols
 Concen: 41.181 ng
 RT: 8.42 min Scan# 924
 Delta R.T. -0.03 min
 Lab File: BN005114.D
 Acq: 09 Apr 2019 16:04

Tgt Ion	Resp	Lower	Upper
107	27304		
108	86.6	67.9	107.9
77	29.2	10.6	50.6
79	25.6	6.8	46.8



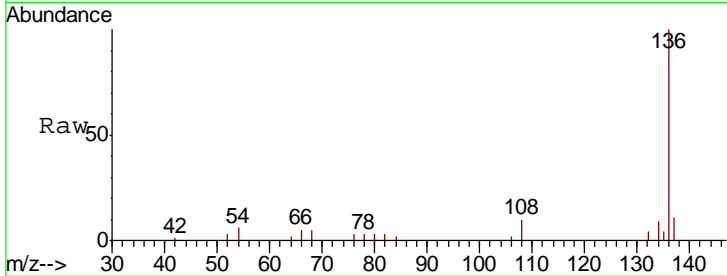


#21
 Naphthalene-d8
 Concen: 20.000 ng
 RT: 10.43 min Scan# 1266
 Delta R.T. -0.03 min
 Lab File: BN005114.D
 Acq: 09 Apr 2019 16:04

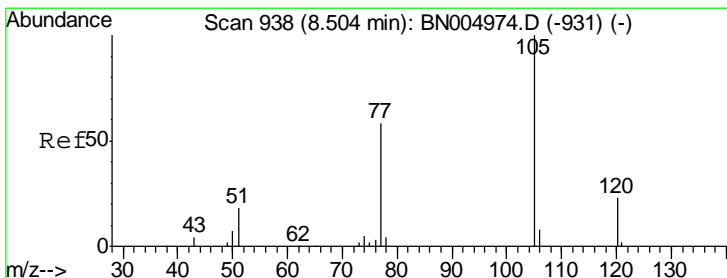
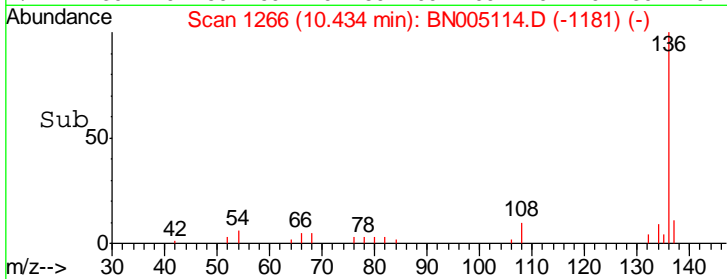
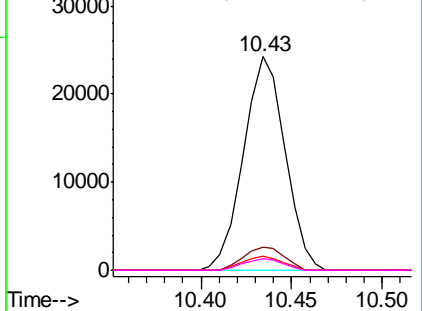
Instrument :
 BNA_N
 ClientSampleId :
 SSTDCCC040

Tgt Ion:136 Resp: 38754

Ion	Ratio	Lower	Upper
136	100		
137	11.1	8.9	13.3
54	6.4	5.3	7.9
68	5.2	4.6	6.8



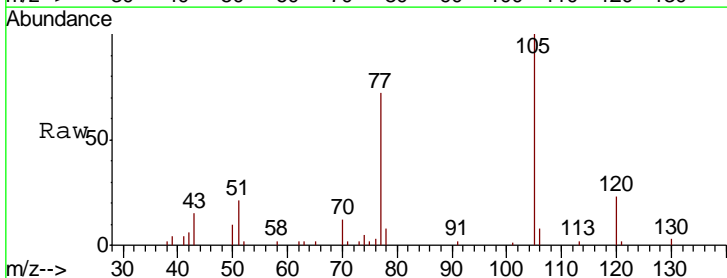
Abundance Ion 136.00 (135.70 to 136.70): E
 Ion 137.00 (136.70 to 137.70): E
 Ion 54.00 (53.70 to 54.70): BNC
 Ion 68.00 (67.70 to 68.70): BNC



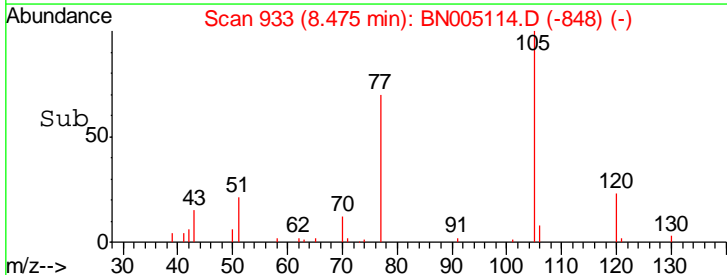
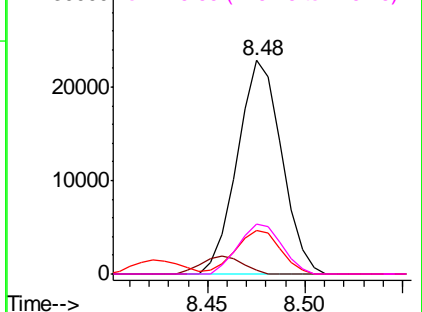
#22
 Acetophenone
 Concen: 40.501 ng
 RT: 8.48 min Scan# 933
 Delta R.T. -0.03 min
 Lab File: BN005114.D
 Acq: 09 Apr 2019 16:04

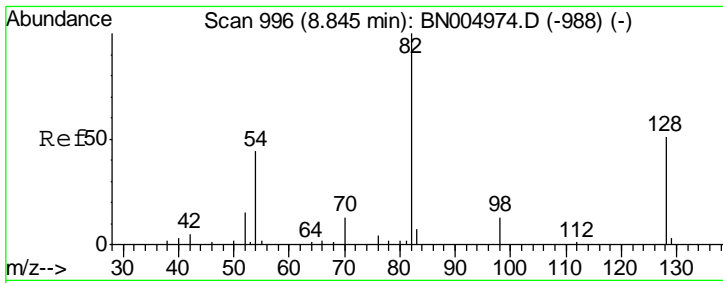
Tgt Ion:105 Resp: 35829

Ion	Ratio	Lower	Upper
105	100		
71	1.9	0.0	0.0#
51	20.7	17.8	26.8
120	23.2	18.6	27.8



Abundance Ion 105.00 (104.70 to 105.70): E
 Ion 71.00 (70.70 to 71.70): BNC
 Ion 51.00 (50.70 to 51.70): BNC
 Ion 120.00 (119.70 to 120.70): E

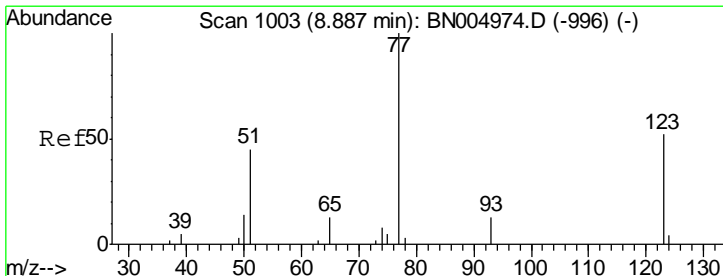
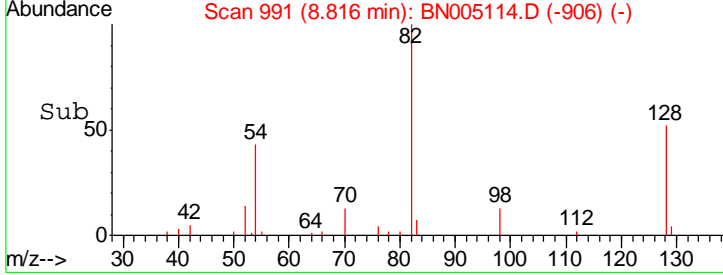
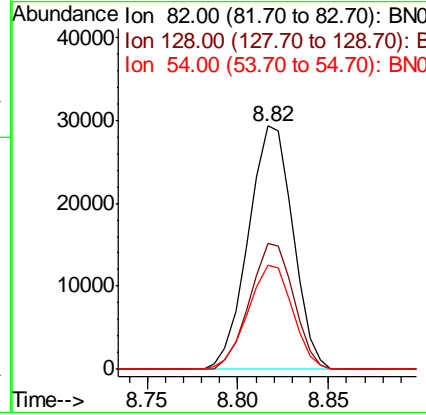
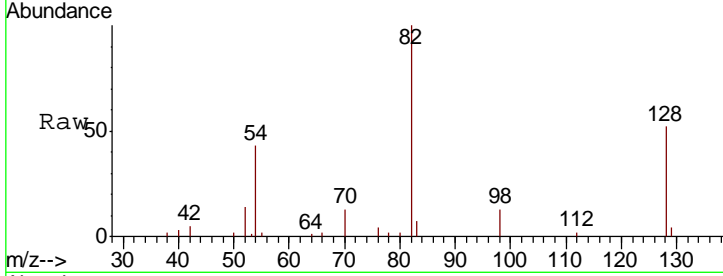




#23
 Nitrobenzene-d5
 Concen: 78.334 ng
 RT: 8.82 min Scan# 991
 Delta R.T. -0.03 min
 Lab File: BN005114.D
 Acq: 09 Apr 2019 16:04

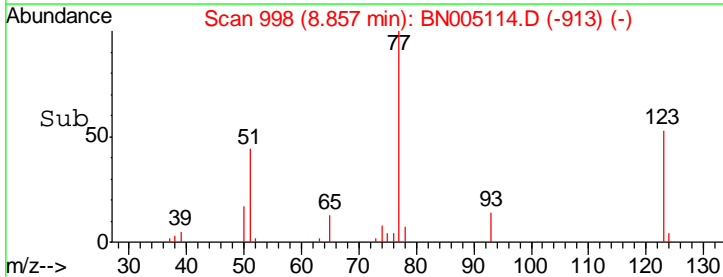
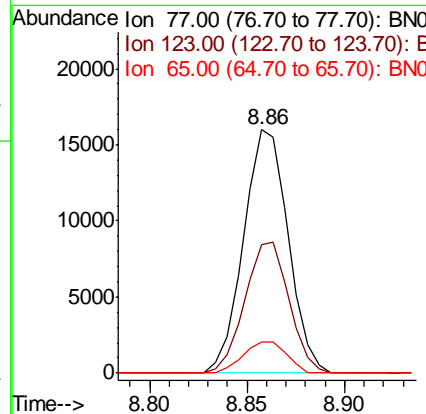
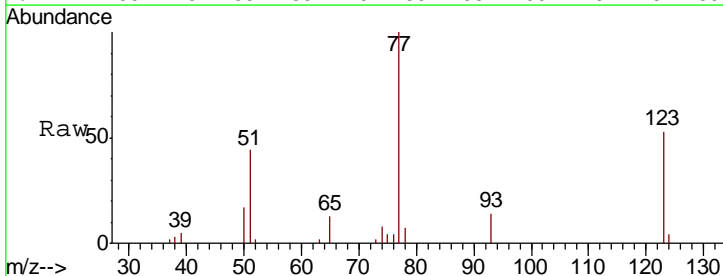
Instrument :
 BNA_N
 ClientSampleId :
 SSTDCCC040

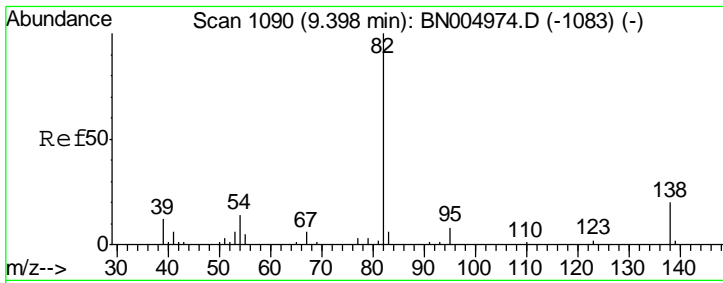
Tgt Ion	Resp	Lower	Upper
82	50185		
128	51.7	40.6	60.8
54	42.7	35.2	52.8



#24
 Nitrobenzene
 Concen: 39.000 ng
 RT: 8.86 min Scan# 998
 Delta R.T. -0.03 min
 Lab File: BN005114.D
 Acq: 09 Apr 2019 16:04

Tgt Ion	Resp	Lower	Upper
77	25286		
123	52.9	41.3	61.9
65	12.9	10.3	15.5

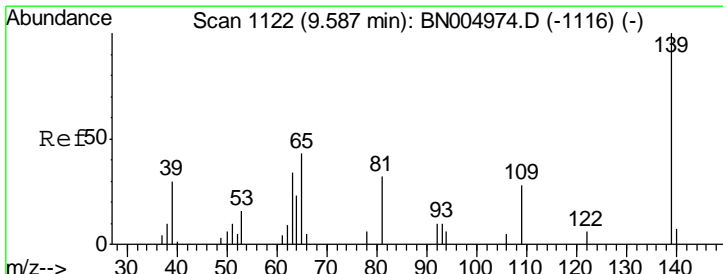
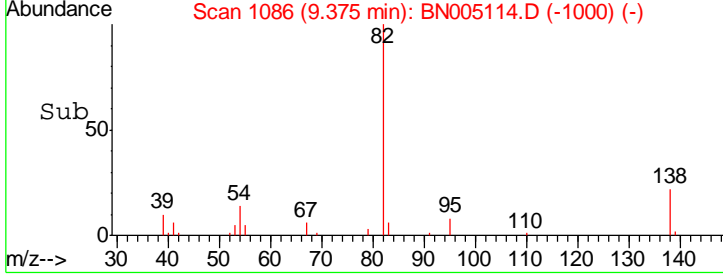
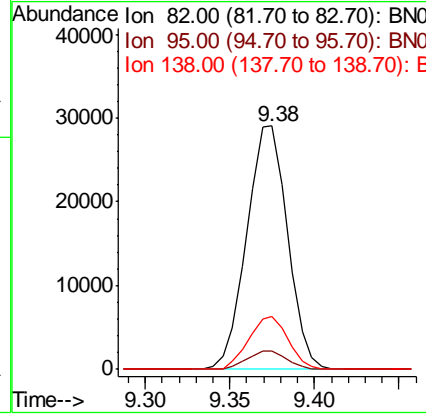
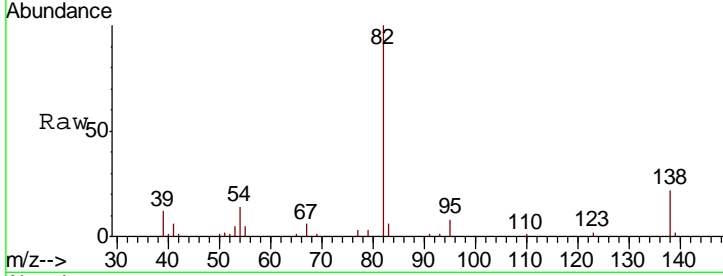




#25
 Isophorone
 Concen: 39.194 ng
 RT: 9.38 min Scan# 1086
 Delta R.T. -0.02 min
 Lab File: BN005114.D
 Acq: 09 Apr 2019 16:04

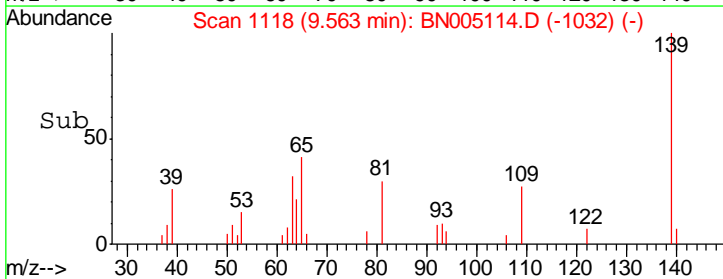
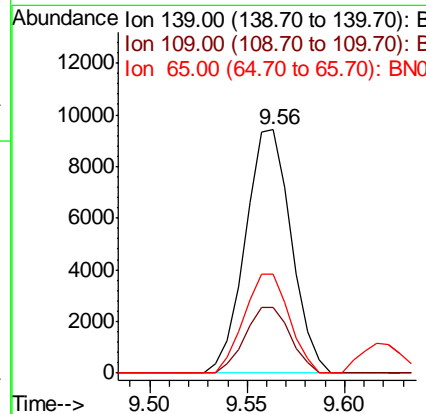
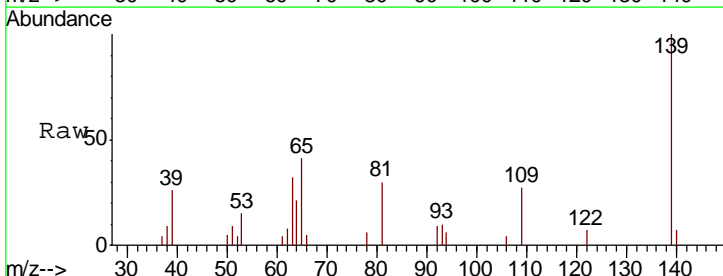
Instrument :
 BNA_N
 ClientSampleId :
 SSTDCCC040

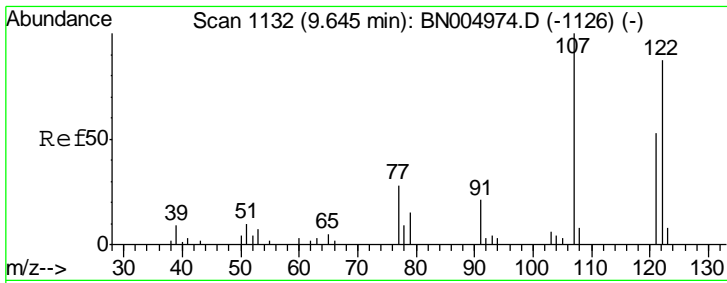
Tgt Ion	Resp	Lower	Upper
82	48917		
95	7.7	6.1	9.1
138	21.9	16.2	24.2



#26
 2-Nitrophenol
 Concen: 40.787 ng
 RT: 9.56 min Scan# 1118
 Delta R.T. -0.02 min
 Lab File: BN005114.D
 Acq: 09 Apr 2019 16:04

Tgt Ion	Resp	Lower	Upper
139	15355		
109	26.9	22.5	33.7
65	40.6	34.2	51.4

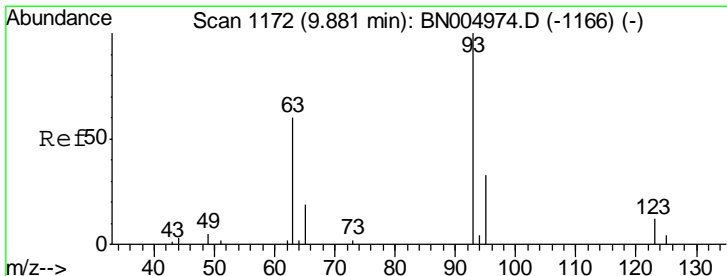
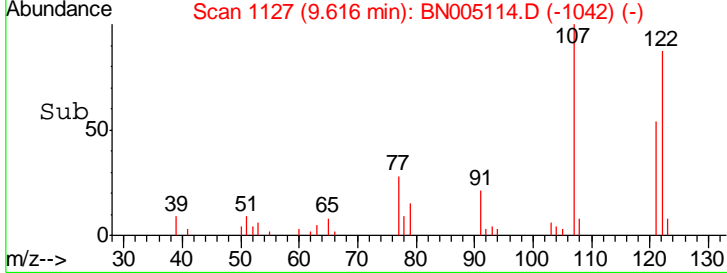
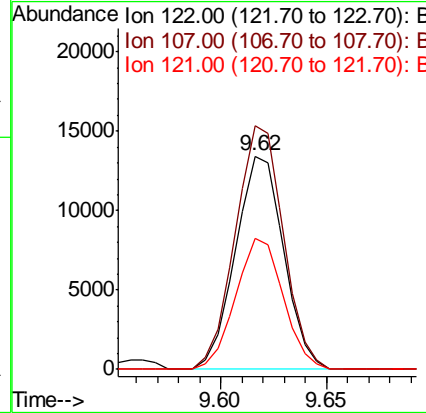
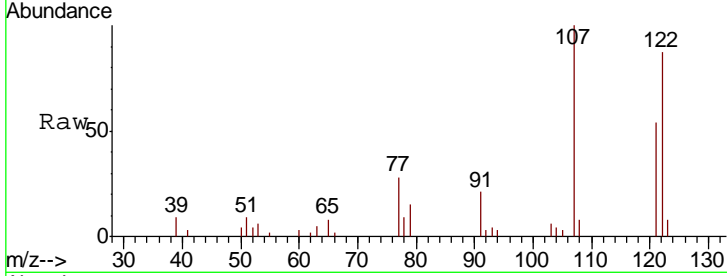




#27
 2,4-Dimethylphenol
 Concen: 40.518 ng
 RT: 9.62 min Scan# 1127
 Delta R.T. -0.03 min
 Lab File: BN005114.D
 Acq: 09 Apr 2019 16:04

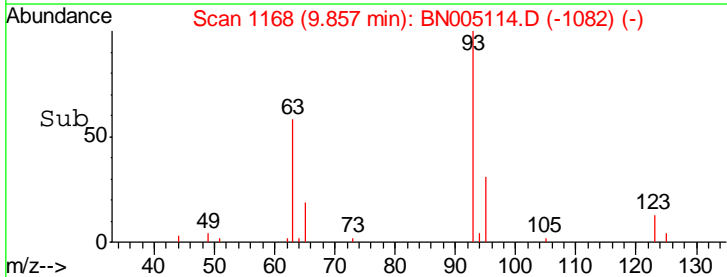
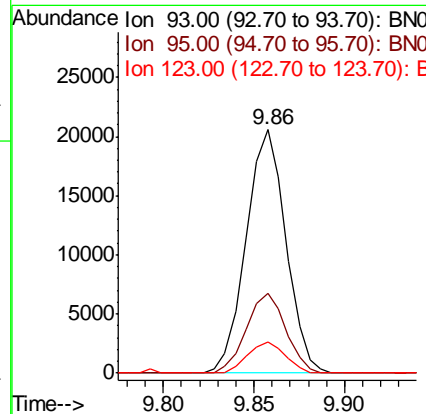
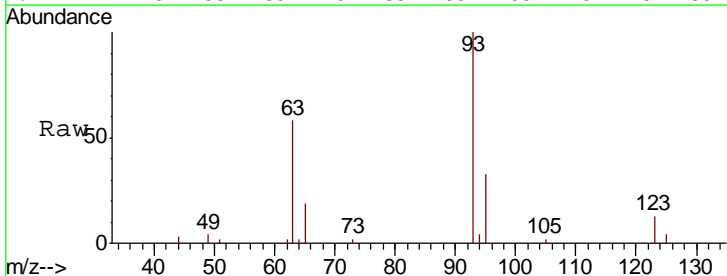
Instrument :
 BNA_N
 ClientSampleId :
 SSTDCCC040

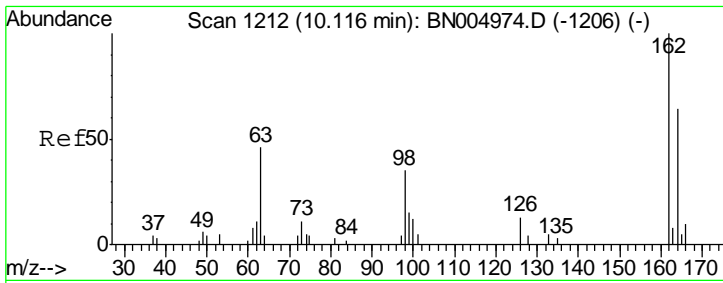
Tgt Ion	Resp	Lower	Upper
122	21237		
122	100		
107	114.3	91.6	137.4
121	61.2	48.2	72.2



#28
 bis(2-Chloroethoxy)methane
 Concen: 40.446 ng
 RT: 9.86 min Scan# 1168
 Delta R.T. -0.02 min
 Lab File: BN005114.D
 Acq: 09 Apr 2019 16:04

Tgt Ion	Resp	Lower	Upper
93	31276		
93	100		
95	32.6	26.2	39.4
123	12.6	9.8	14.8

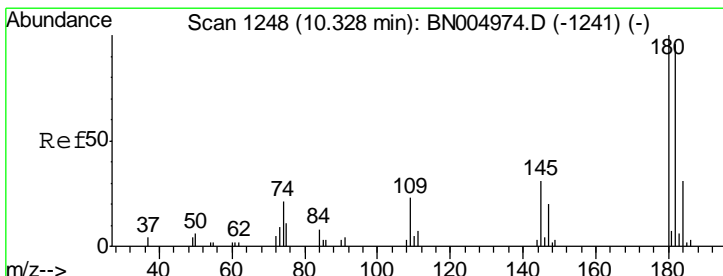
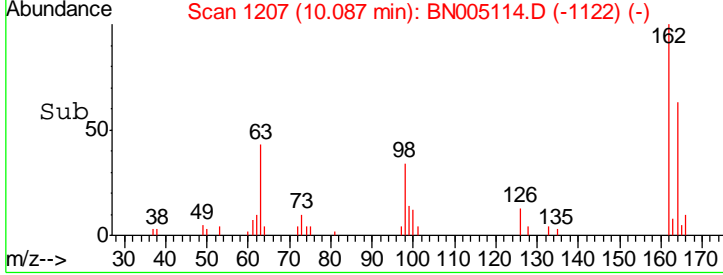
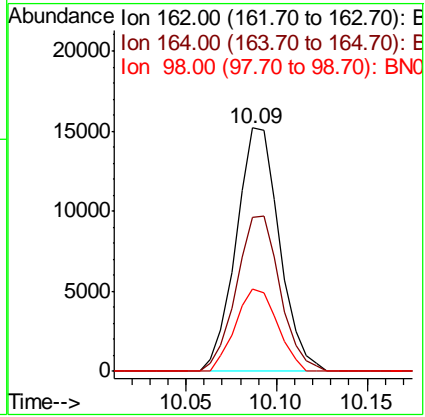
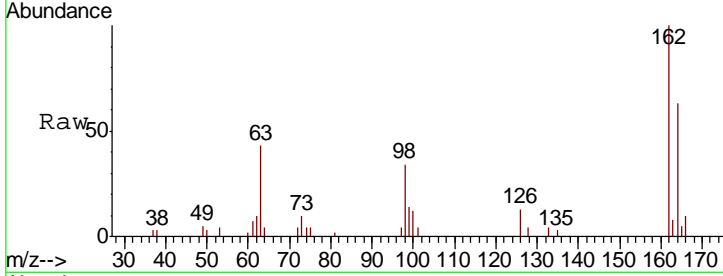




#29
 2,4-Dichlorophenol
 Concen: 41.903 ng
 RT: 10.09 min Scan# 1207
 Delta R.T. -0.03 min
 Lab File: BN005114.D
 Acq: 09 Apr 2019 16:04

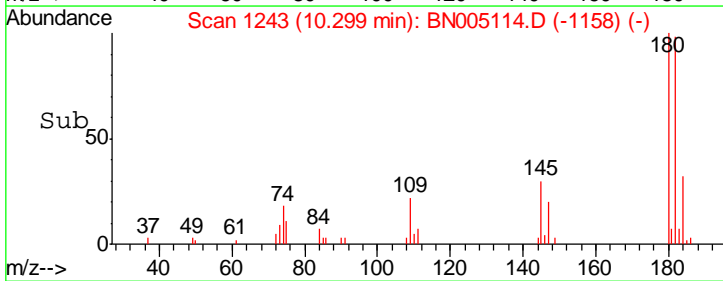
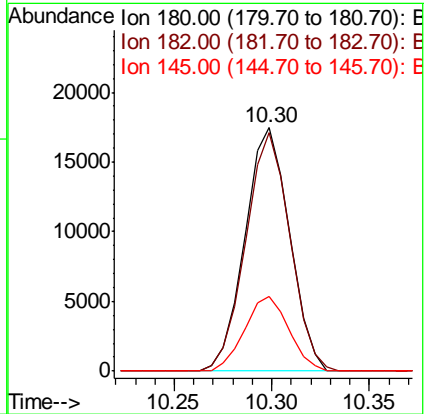
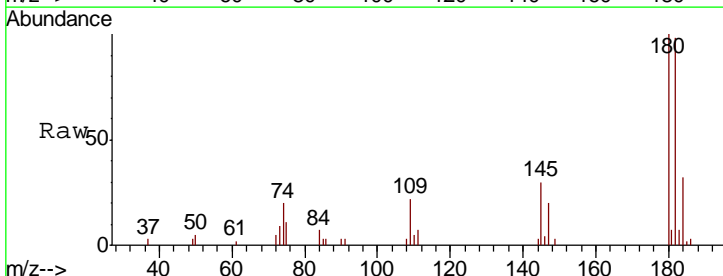
Instrument :
 BNA_N
 ClientSampled :
 SSTDCCC040

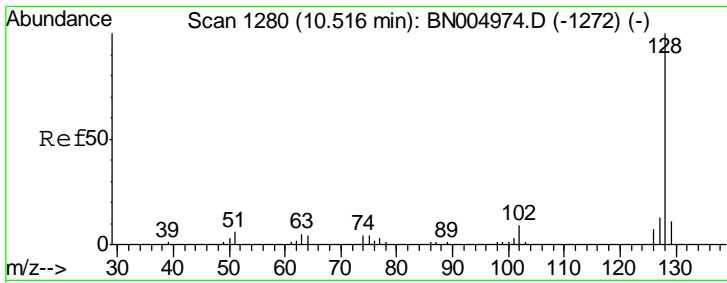
Tgt Ion	Resp	Lower	Upper
162	100		
164	63.5	44.3	84.3
98	34.1	15.3	55.3



#30
 1,2,4-Trichlorobenzene
 Concen: 41.635 ng
 RT: 10.30 min Scan# 1243
 Delta R.T. -0.03 min
 Lab File: BN005114.D
 Acq: 09 Apr 2019 16:04

Tgt Ion	Resp	Lower	Upper
180	100		
182	97.9	76.6	114.8
145	30.5	24.6	37.0

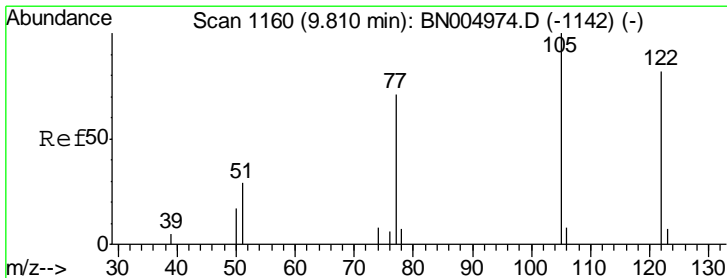
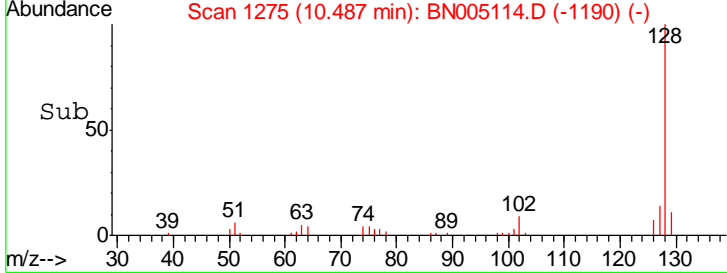
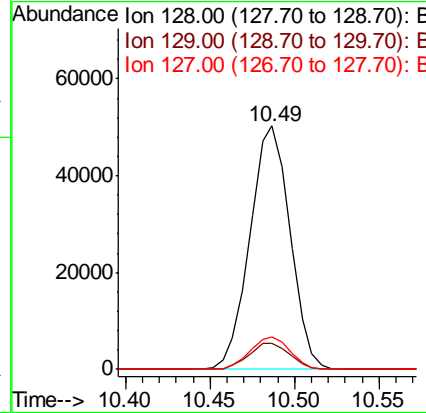
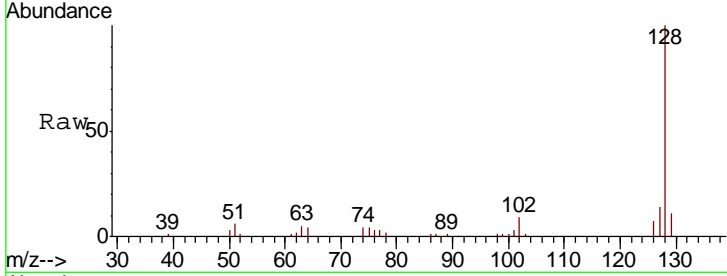




#31
 Naphthalene
 Concen: 41.043 ng
 RT: 10.49 min Scan# 1275
 Delta R.T. -0.03 min
 Lab File: BN005114.D
 Acq: 09 Apr 2019 16:04

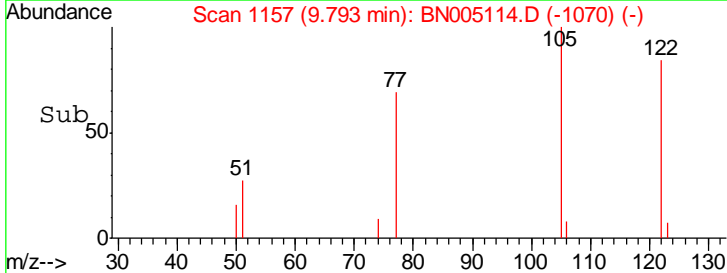
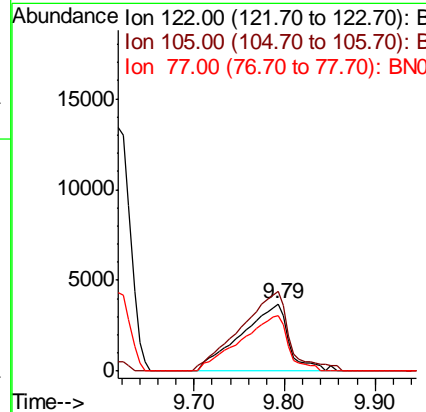
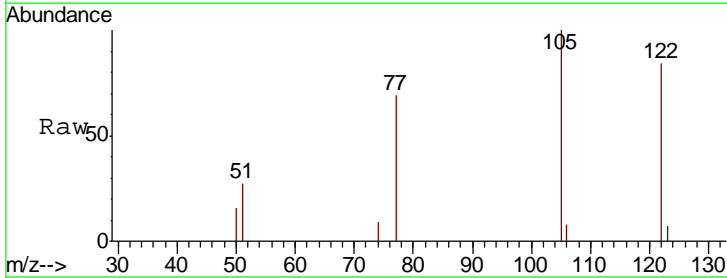
Instrument :
 BNA_N
 ClientSampleId :
 SSTDCCC040

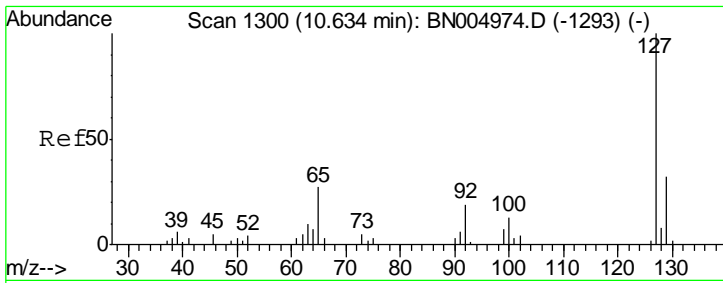
Tgt Ion	Resp	Lower	Upper
128	100		
129	10.9	8.7	13.1
127	13.5	10.8	16.2



#32
 Benzoic acid
 Concen: 33.980 ng
 RT: 9.79 min Scan# 1157
 Delta R.T. -0.02 min
 Lab File: BN005114.D
 Acq: 09 Apr 2019 16:04

Tgt Ion	Resp	Lower	Upper
122	100		
105	119.1	102.4	142.4
77	82.7	67.1	107.1

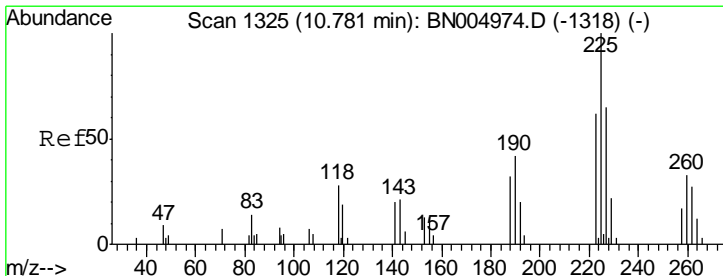
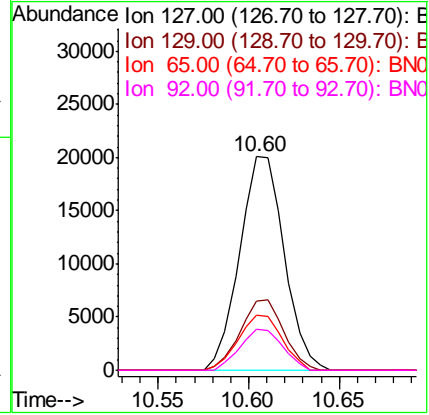
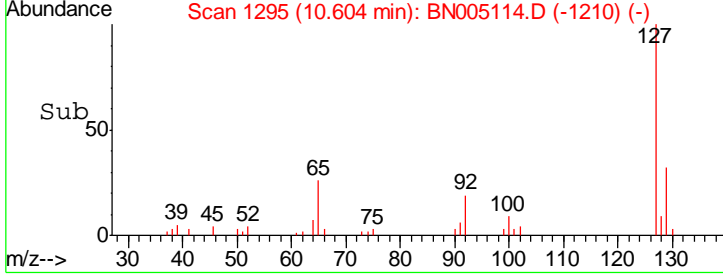
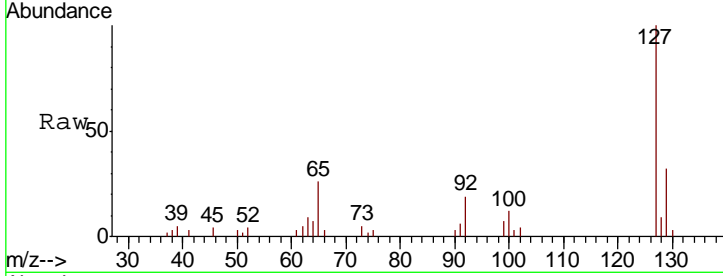




#33
 4-Chloroaniline
 Concen: 41.751 ng
 RT: 10.60 min Scan# 1295
 Delta R.T. -0.03 min
 Lab File: BN005114.D
 Acq: 09 Apr 2019 16:04

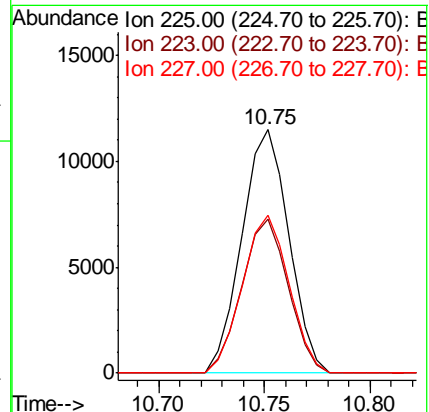
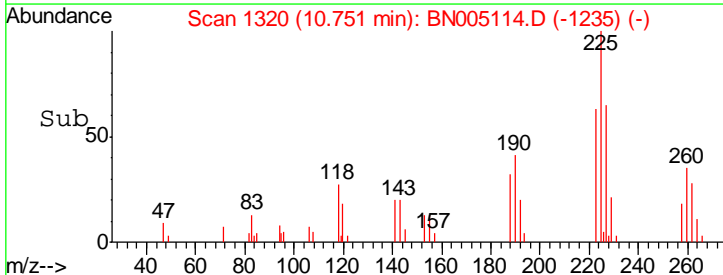
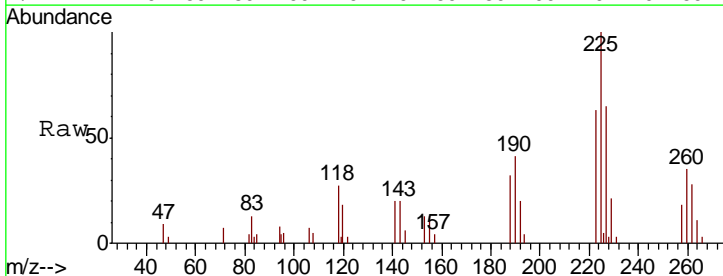
Instrument :
 BNA_N
 ClientSampleId :
 SSTDCCC040

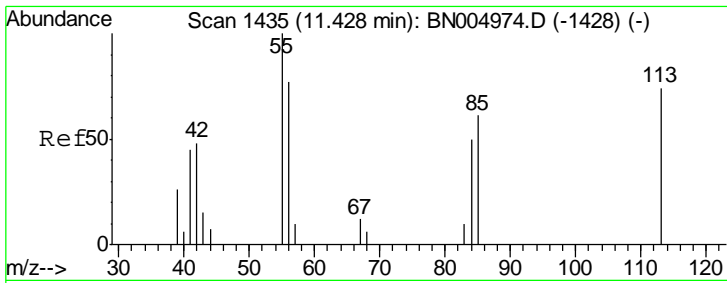
Tgt Ion	Resp	Lower	Upper
127	100		
129	32.2	25.9	38.9
65	25.8	21.4	32.0
92	19.1	15.3	22.9



#34
 Hexachlorobutadiene
 Concen: 41.331 ng
 RT: 10.75 min Scan# 1320
 Delta R.T. -0.03 min
 Lab File: BN005114.D
 Acq: 09 Apr 2019 16:04

Tgt Ion	Resp	Lower	Upper
225	100		
223	63.3	49.7	74.5
227	64.6	52.0	78.0

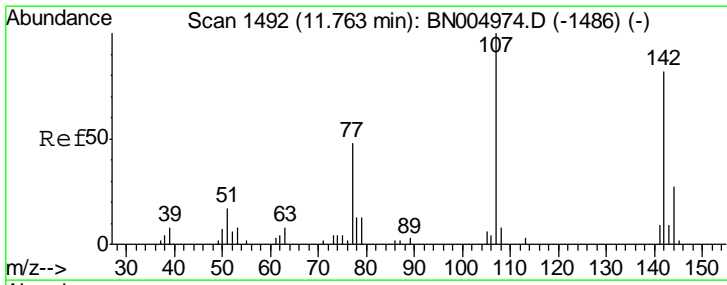
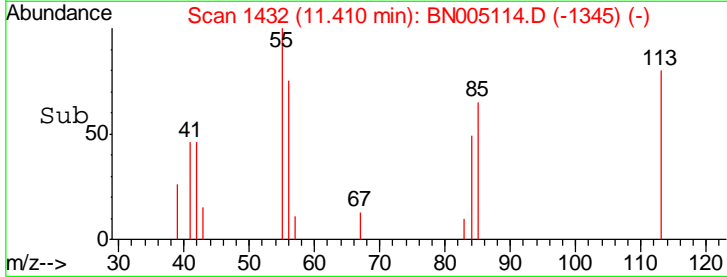
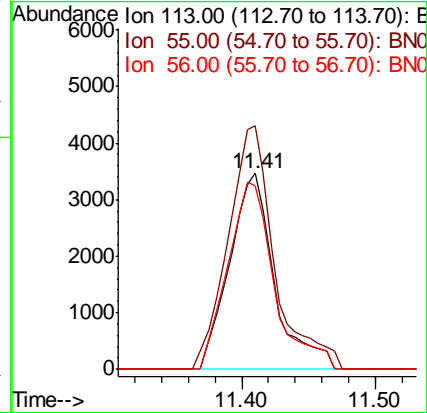
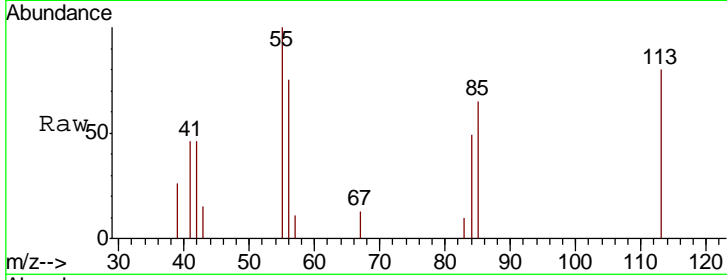




#35
 Caprolactam
 Concen: 41.060 ng
 RT: 11.41 min Scan# 1432
 Delta R.T. -0.02 min
 Lab File: BN005114.D
 Acq: 09 Apr 2019 16:04

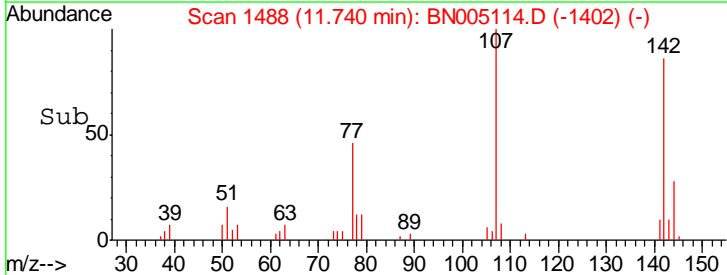
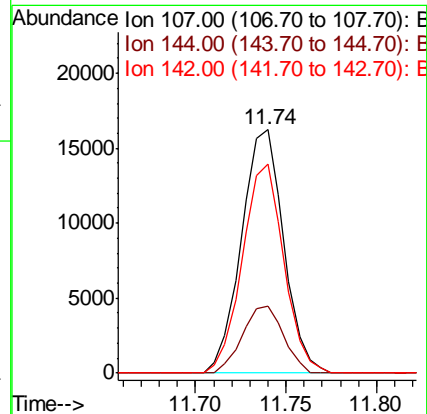
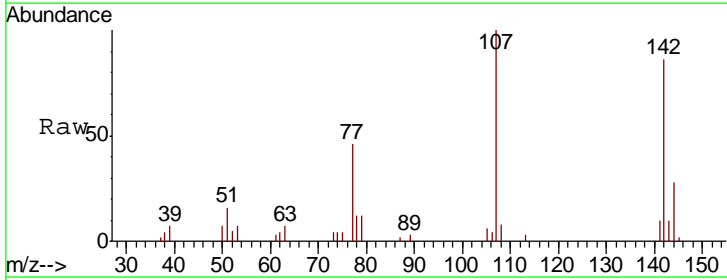
Instrument :
 BNA_N
 ClientSampleID :
 SSTDCCC040

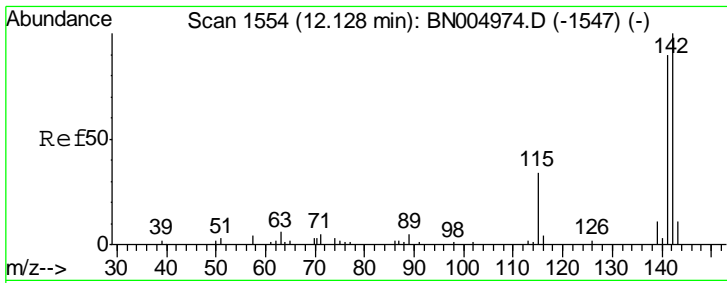
Tgt Ion	Resp	Lower	Upper
113	8099		
55	124.4	115.8	155.8
56	93.7	85.1	125.1



#36
 4-Chloro-3-methylphenol
 Concen: 40.415 ng
 RT: 11.74 min Scan# 1488
 Delta R.T. -0.02 min
 Lab File: BN005114.D
 Acq: 09 Apr 2019 16:04

Tgt Ion	Resp	Lower	Upper
107	26300		
144	27.7	21.3	31.9
142	86.1	65.8	98.8

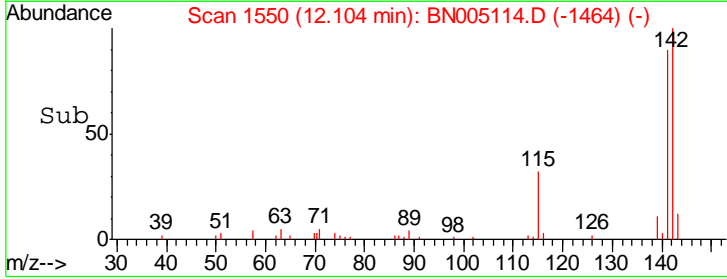
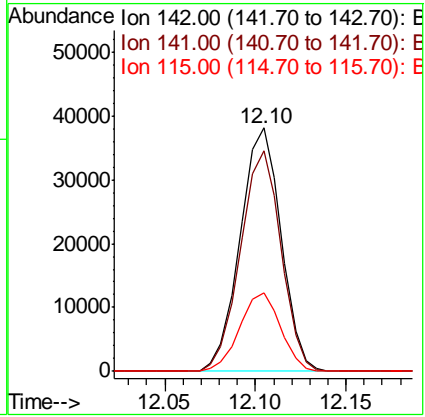
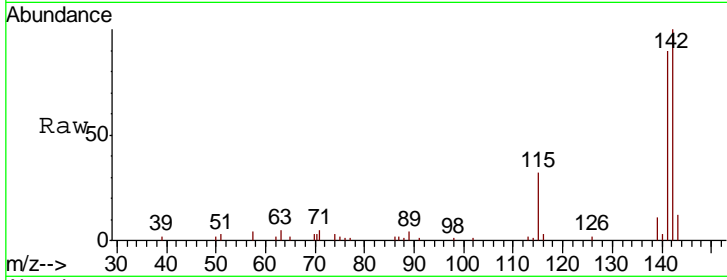




#37
 2-Methylnaphthalene
 Concen: 41.890 ng
 RT: 12.10 min Scan# 1550
 Delta R.T. -0.02 min
 Lab File: BN005114.D
 Acq: 09 Apr 2019 16:04

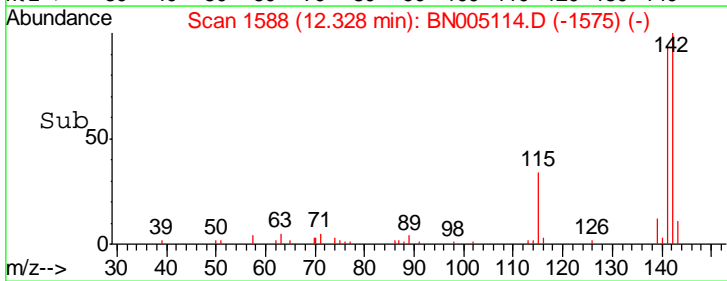
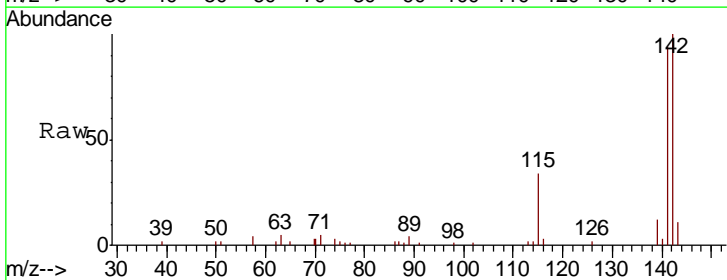
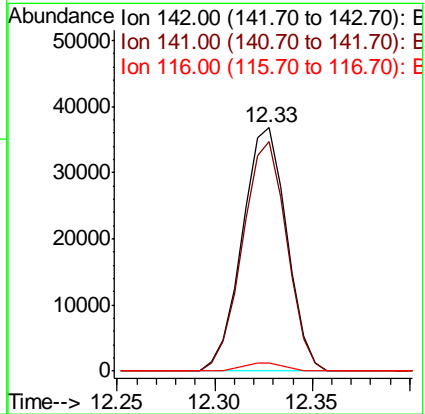
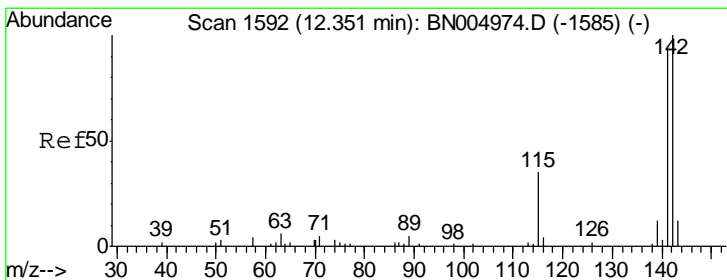
Instrument :
 BNA_N
 ClientSampled :
 SSTDCCC040

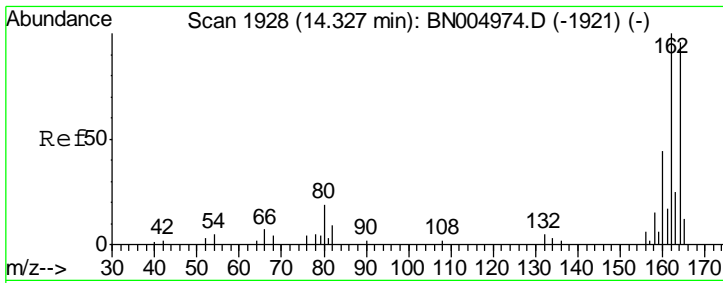
Tgt Ion	Resp	Lower	Upper
142	59810		
141	90.4	71.8	107.8
115	32.1	27.0	40.4



#38
 1-Methylnaphthalene
 Concen: 41.669 ng
 RT: 12.33 min Scan# 1588
 Delta R.T. -0.02 min
 Lab File: BN005114.D
 Acq: 09 Apr 2019 16:04

Tgt Ion	Resp	Lower	Upper
142	58217		
141	94.2	74.9	112.3
116	3.5	3.0	4.4

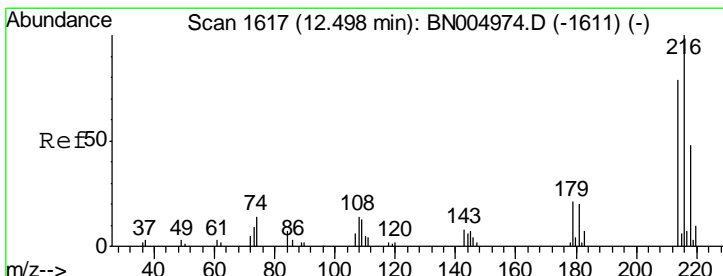
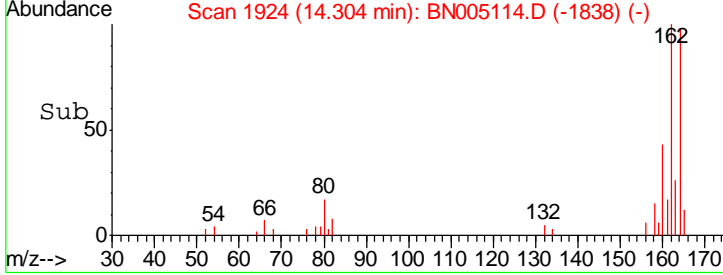
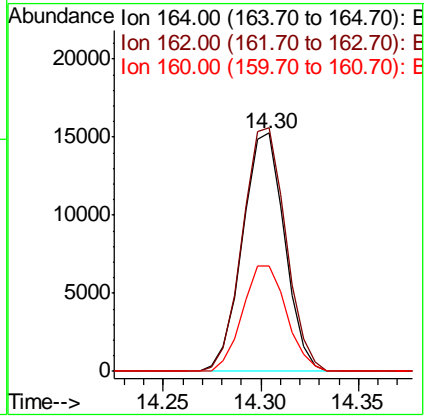
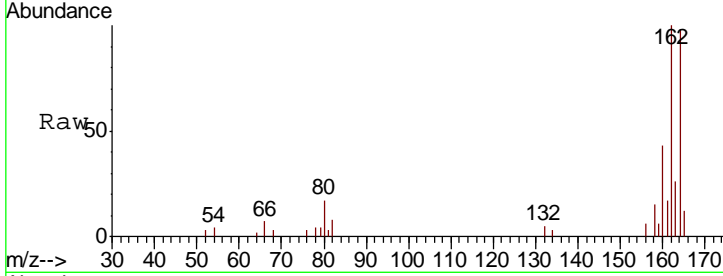




#39
 Acenaphthene-d10
 Concen: 20.000 ng
 RT: 14.30 min Scan# 1924
 Delta R.T. -0.02 min
 Lab File: BN005114.D
 Acq: 09 Apr 2019 16:04

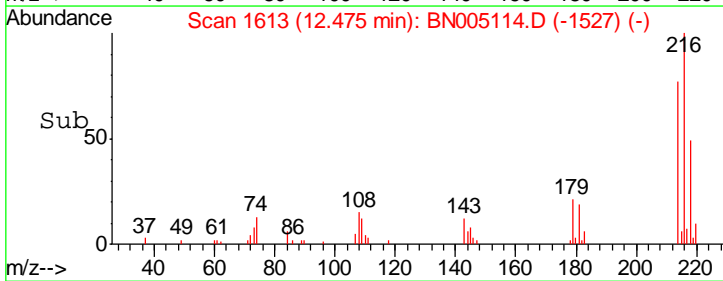
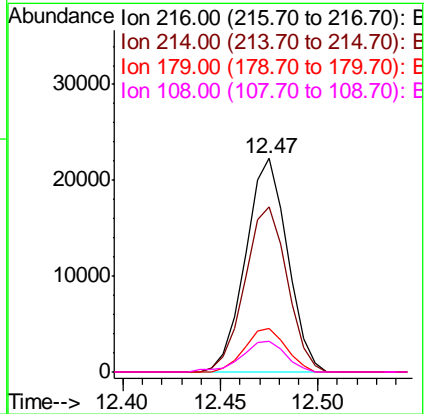
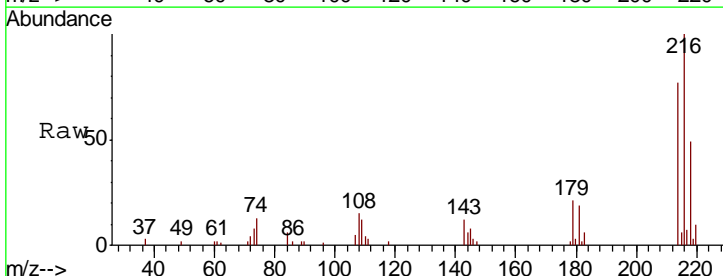
Instrument :
 BNA_N
 ClientSampleId :
 SSTDCCC040

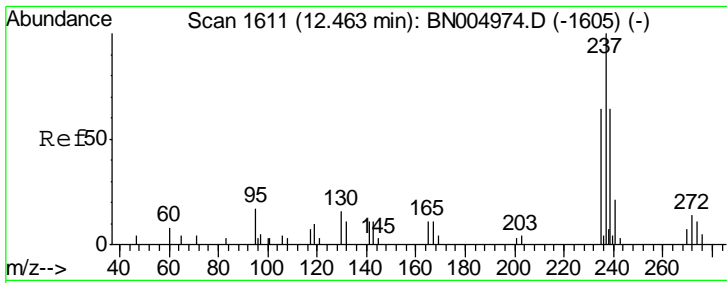
Tgt Ion	Resp	Lower	Upper
164	100		
162	102.3	83.4	125.0
160	44.5	36.6	55.0



#40
 1,2,4,5-Tetrachlorobenzene
 Concen: 41.078 ng
 RT: 12.47 min Scan# 1613
 Delta R.T. -0.02 min
 Lab File: BN005114.D
 Acq: 09 Apr 2019 16:04

Tgt Ion	Resp	Lower	Upper
216	100		
214	78.0	62.6	94.0
179	20.3	16.4	24.6
108	15.2	12.7	19.1

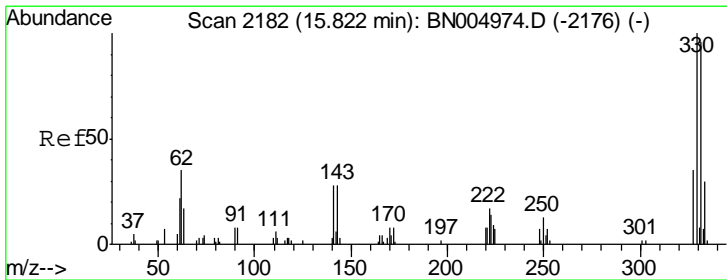
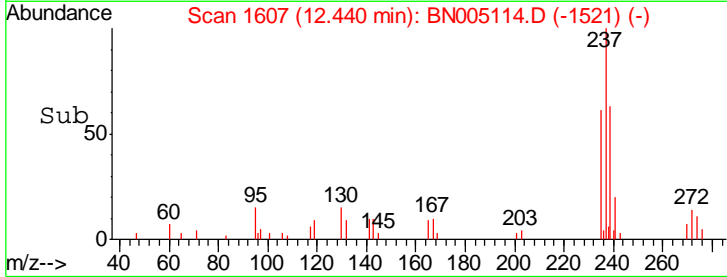
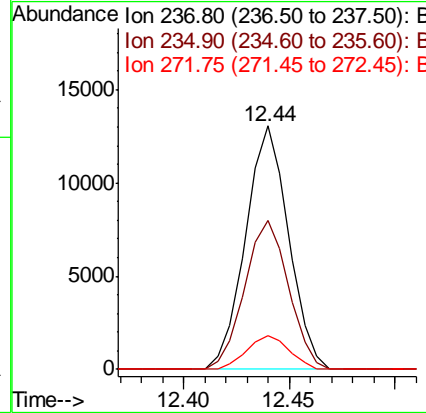
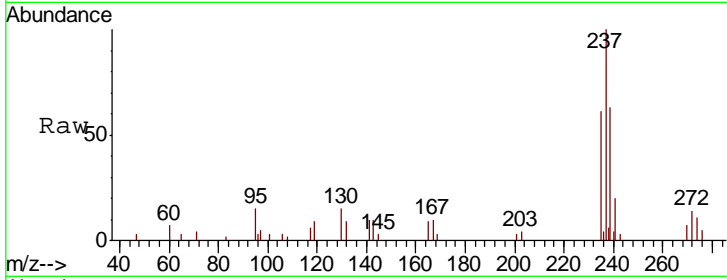




#41
 Hexachlorocyclopentadiene
 Concen: 42.640 ng
 RT: 12.44 min Scan# 1607
 Delta R.T. -0.02 min
 Lab File: BN005114.D
 Acq: 09 Apr 2019 16:04

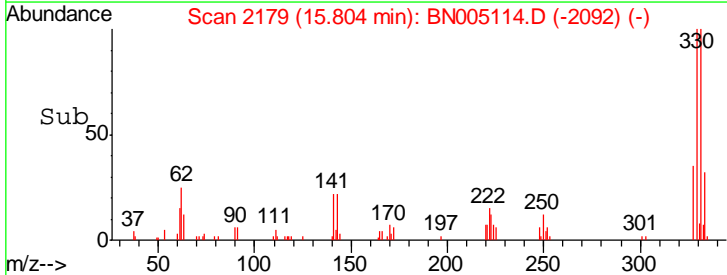
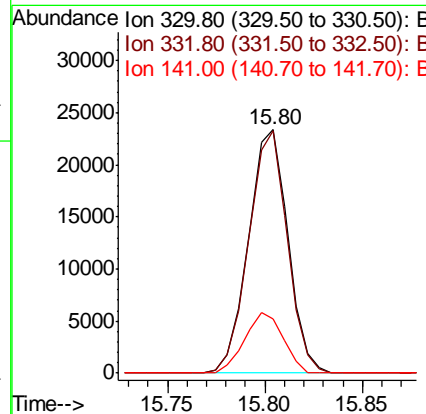
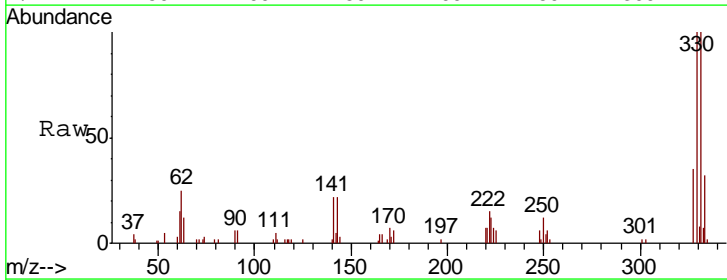
Instrument :
 BNA_N
 ClientSampleId :
 SSTDCCC040

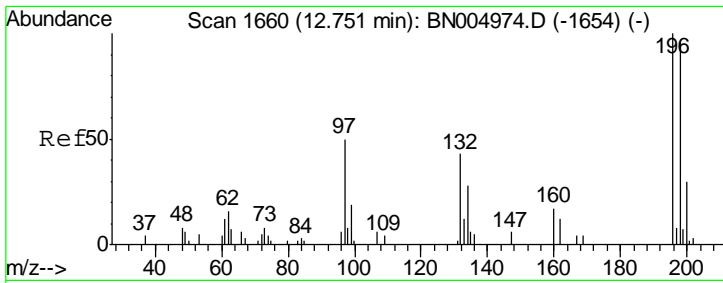
Tgt Ion	Resp	Lower	Upper
237	18455		
235	61.1	43.6	83.6
272	13.8	0.0	33.5



#42
 2,4,6-Tribromophenol
 Concen: 88.913 ng
 RT: 15.80 min Scan# 2179
 Delta R.T. -0.02 min
 Lab File: BN005114.D
 Acq: 09 Apr 2019 16:04

Tgt Ion	Resp	Lower	Upper
330	32622		
332	97.5	77.4	116.0
141	24.3	22.1	33.1

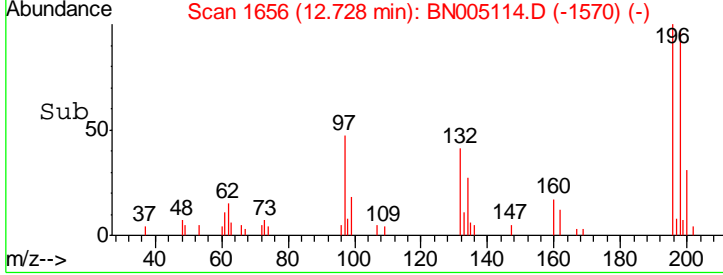
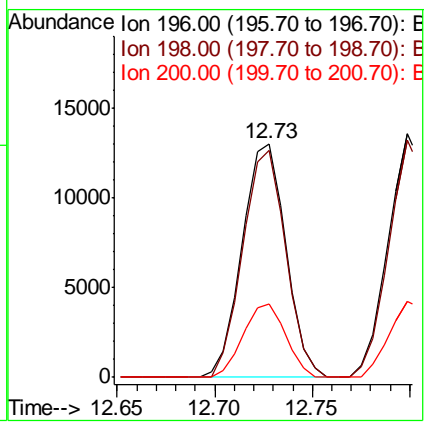
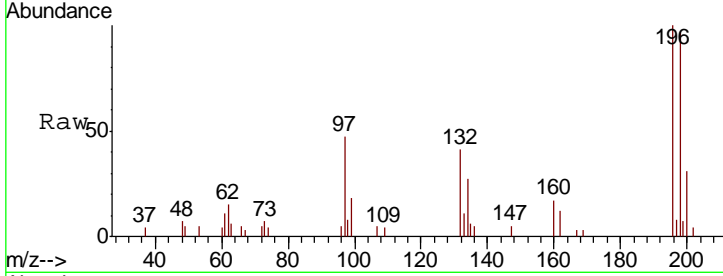




#43
 2,4,6-Trichlorophenol
 Concen: 40.394 ng
 RT: 12.73 min Scan# 1656
 Delta R.T. -0.02 min
 Lab File: BN005114.D
 Acq: 09 Apr 2019 16:04

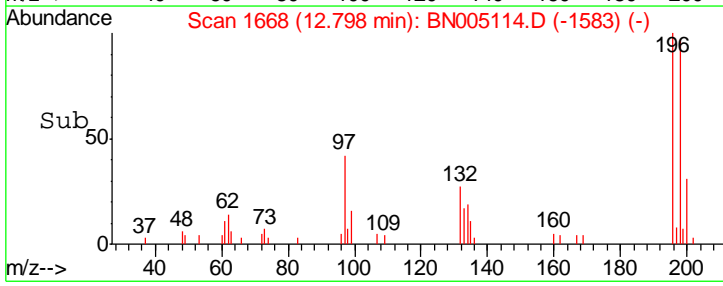
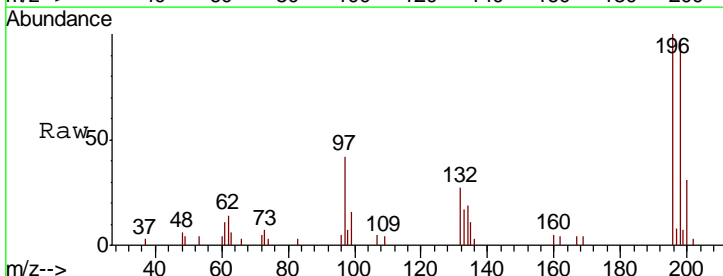
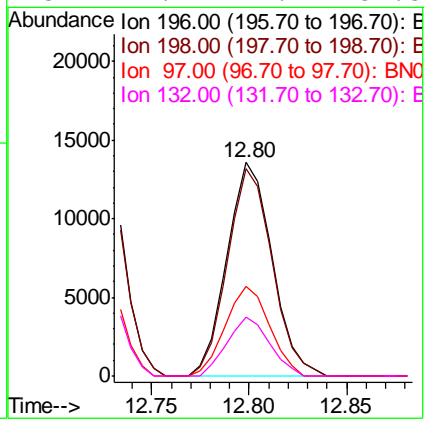
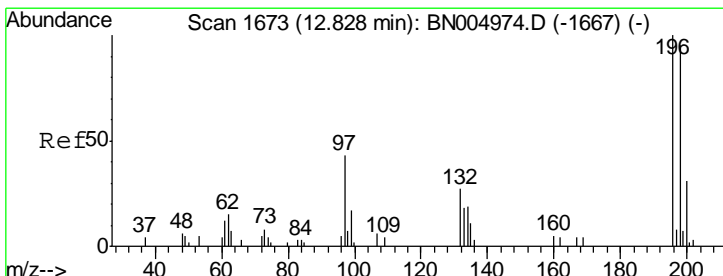
Instrument :
 BNA_N
 ClientSampled :
 SSTDCCC040

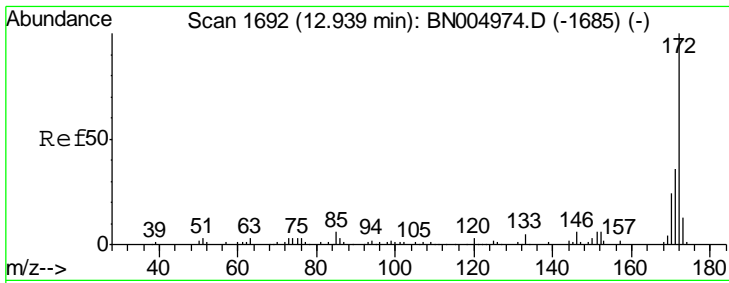
Tgt Ion	Resp	Lower	Upper
196	100		
198	96.9	76.5	114.7
200	31.2	24.0	36.0



#44
 2,4,5-Trichlorophenol
 Concen: 39.946 ng
 RT: 12.80 min Scan# 1668
 Delta R.T. -0.03 min
 Lab File: BN005114.D
 Acq: 09 Apr 2019 16:04

Tgt Ion	Resp	Lower	Upper
196	100		
198	97.3	76.1	114.1
97	41.7	34.8	52.2
132	27.4	21.7	32.5

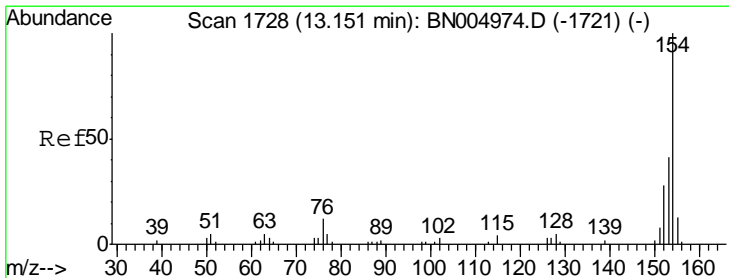
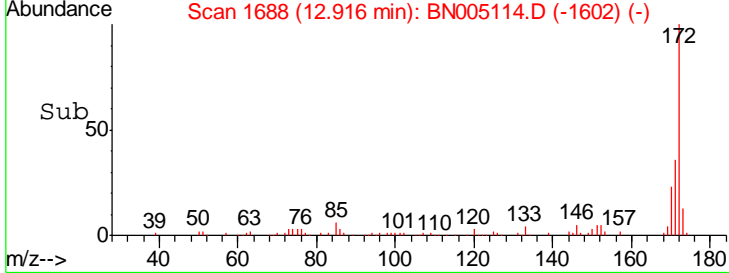
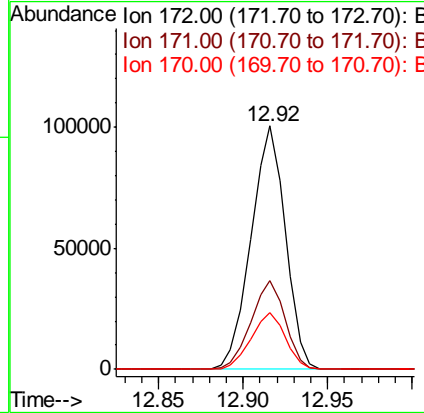
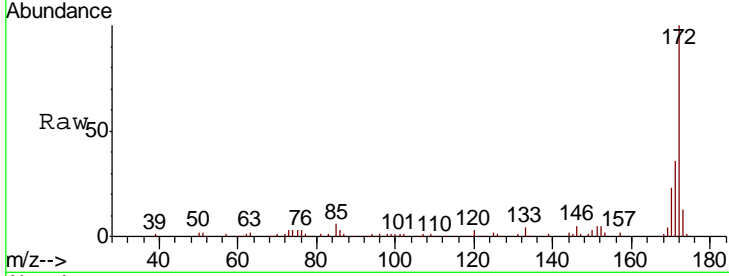




#45
 2-Fluorobiphenyl
 Concen: 82.818 ng
 RT: 12.92 min Scan# 1688
 Delta R.T. -0.02 min
 Lab File: BN005114.D
 Acq: 09 Apr 2019 16:04

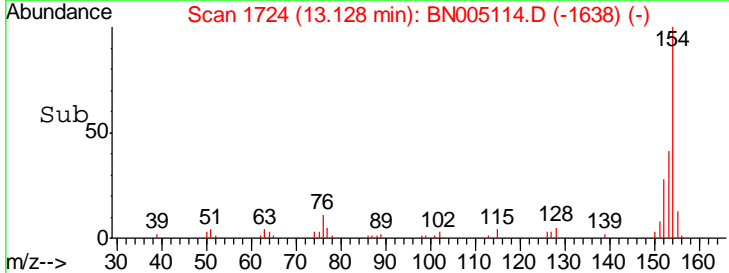
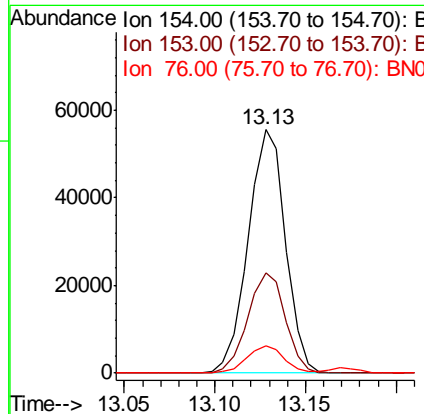
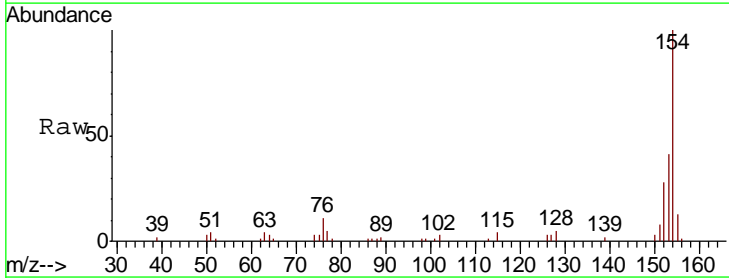
Instrument :
 BNA_N
 ClientSampled :
 SSTDCCC040

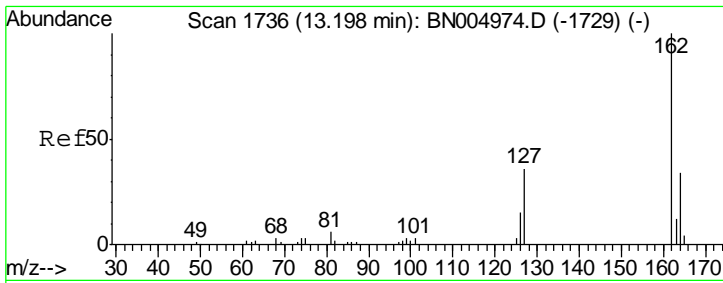
Tgt Ion	Resp	Lower	Upper
172	142178		
171	36.4	28.6	42.8
170	23.3	18.9	28.3



#46
 1,1'-Biphenyl
 Concen: 41.240 ng
 RT: 13.13 min Scan# 1724
 Delta R.T. -0.02 min
 Lab File: BN005114.D
 Acq: 09 Apr 2019 16:04

Tgt Ion	Resp	Lower	Upper
154	79403		
153	41.3	21.2	61.2
76	11.2	0.0	32.2

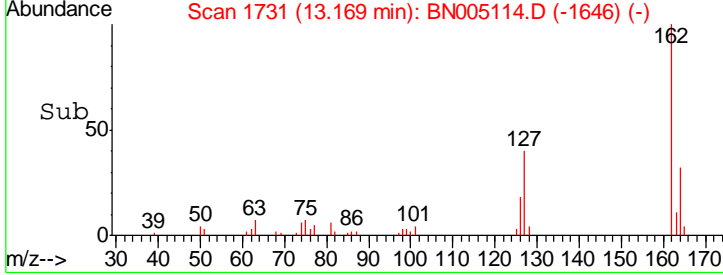
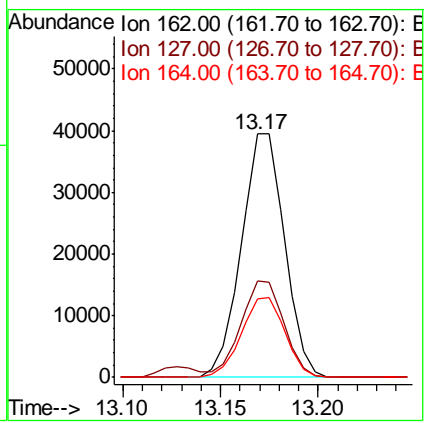
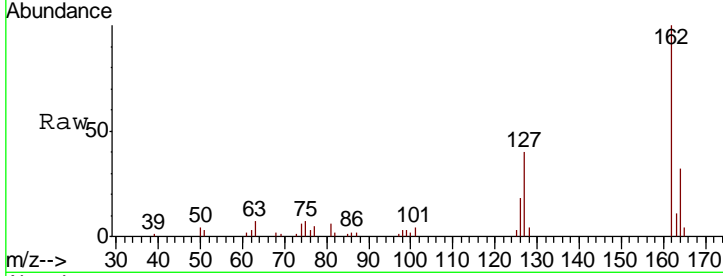




#47
 2-Chloronaphthalene
 Concen: 41.022 ng
 RT: 13.17 min Scan# 1731
 Delta R.T. -0.03 min
 Lab File: BN005114.D
 Acq: 09 Apr 2019 16:04

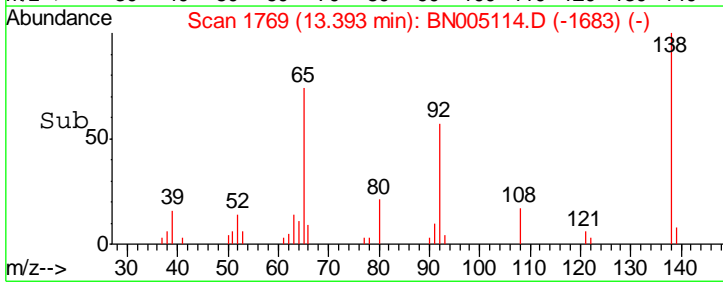
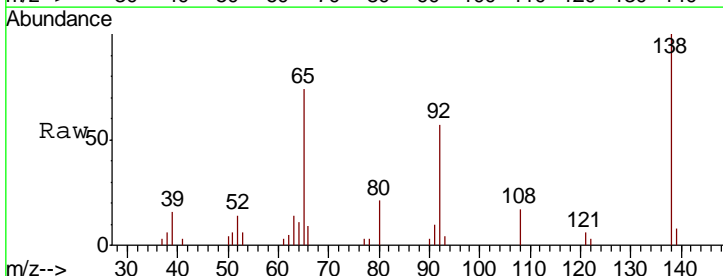
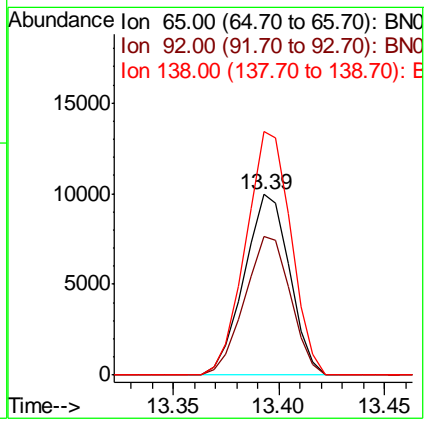
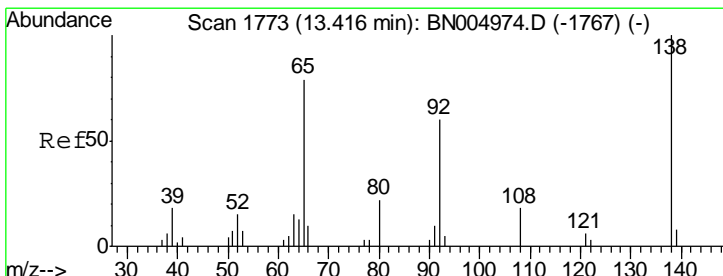
Instrument :
 BNA_N
 ClientSampleId :
 SSTDCCC040

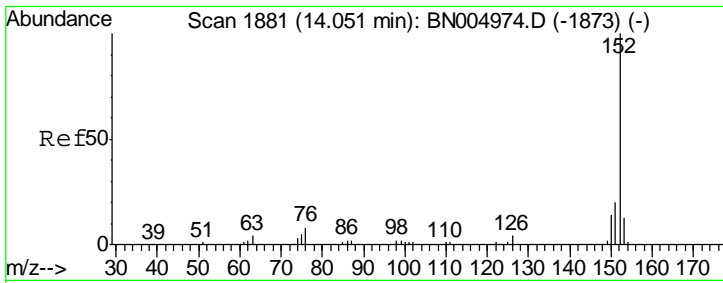
Tgt Ion	Resp	Lower	Upper
162	60610		
127	39.7	32.4	48.6
164	32.4	26.8	40.2



#48
 2-Nitroaniline
 Concen: 37.886 ng
 RT: 13.39 min Scan# 1769
 Delta R.T. -0.02 min
 Lab File: BN005114.D
 Acq: 09 Apr 2019 16:04

Tgt Ion	Resp	Lower	Upper
65	14901		
92	77.0	60.2	90.4
138	135.0	101.1	151.7

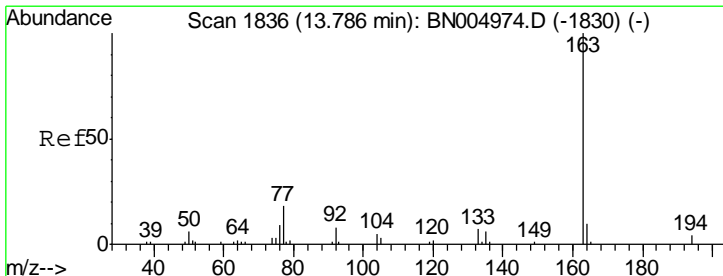
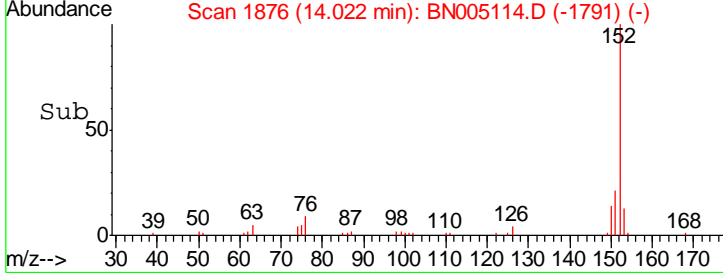
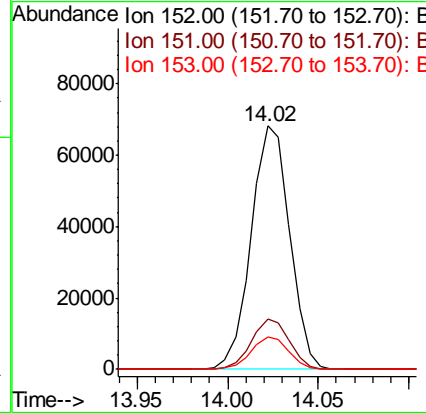
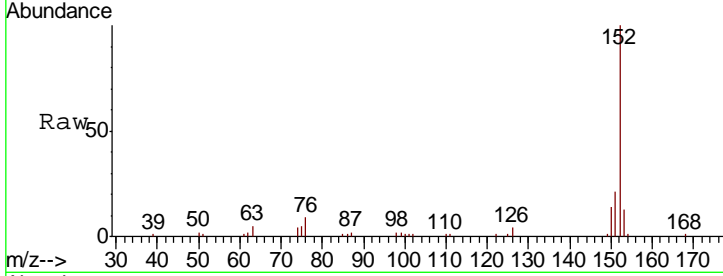




#49
 Acenaphthylene
 Concen: 40.547 ng
 RT: 14.02 min Scan# 1876
 Delta R.T. -0.03 min
 Lab File: BN005114.D
 Acq: 09 Apr 2019 16:04

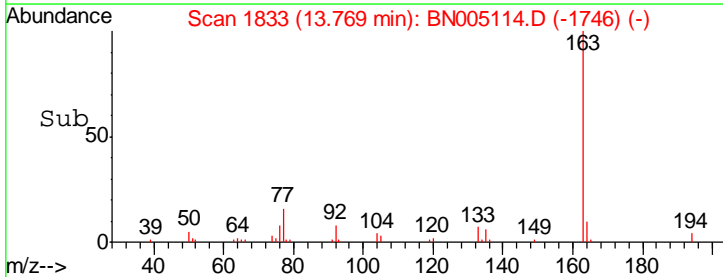
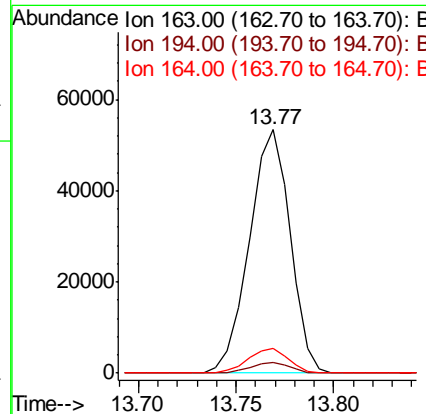
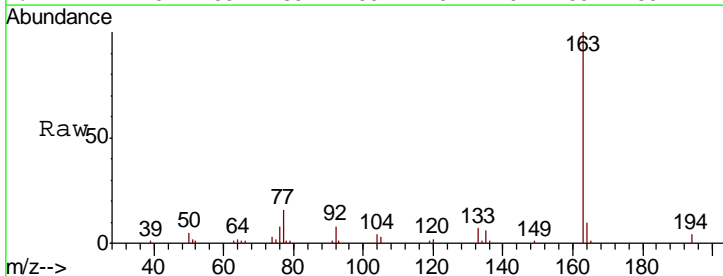
Instrument :
 BNA_N
 ClientSampleId :
 SSTDCCC040

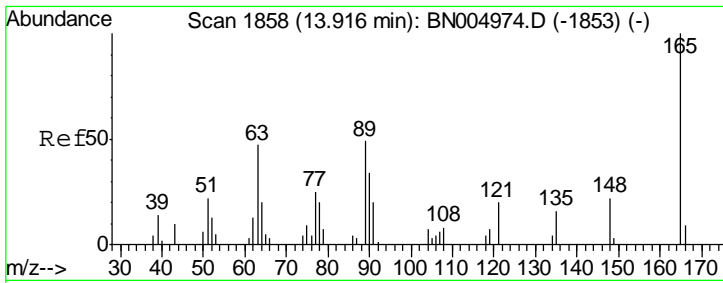
Tgt Ion	Resp	Lower	Upper
152	100762		
151	20.8	16.2	24.2
153	13.4	10.3	15.5



#50
 Dimethylphthalate
 Concen: 41.350 ng
 RT: 13.77 min Scan# 1833
 Delta R.T. -0.02 min
 Lab File: BN005114.D
 Acq: 09 Apr 2019 16:04

Tgt Ion	Resp	Lower	Upper
163	77283		
194	4.2	3.4	5.0
164	10.0	8.3	12.5

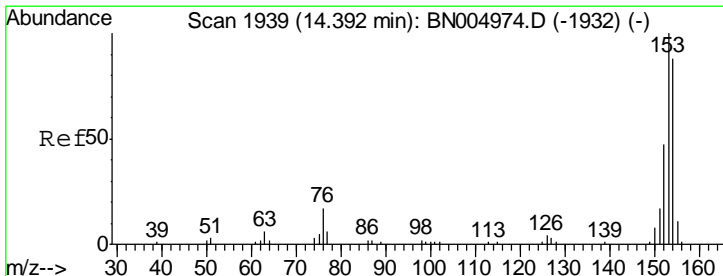
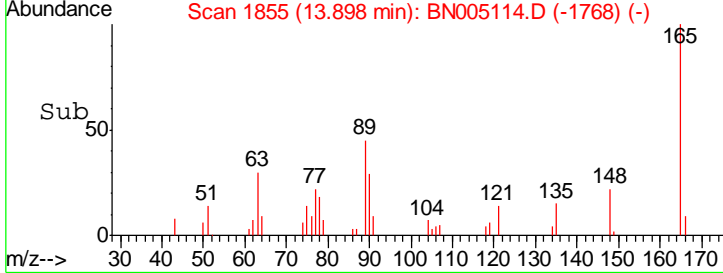
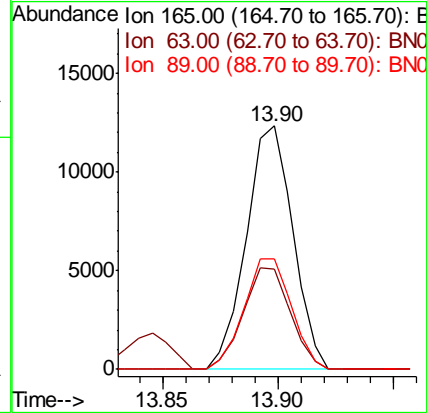
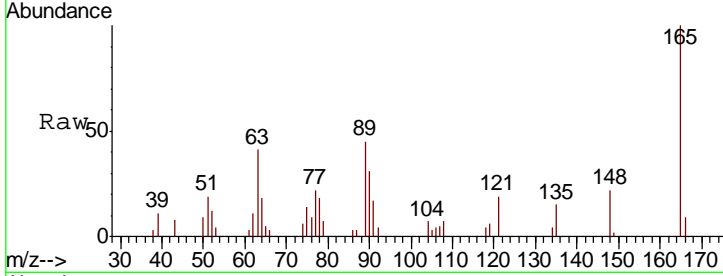




#51
 2,6-Dinitrotoluene
 Concen: 40.796 ng
 RT: 13.90 min Scan# 1855
 Delta R.T. -0.02 min
 Lab File: BN005114.D
 Acq: 09 Apr 2019 16:04

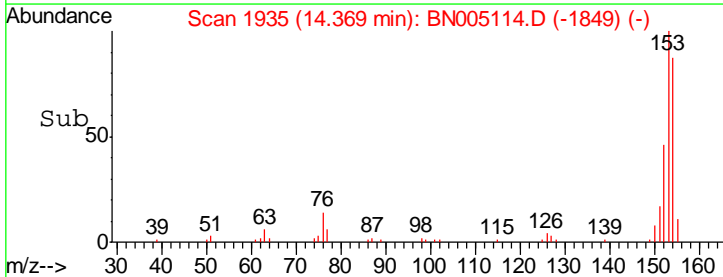
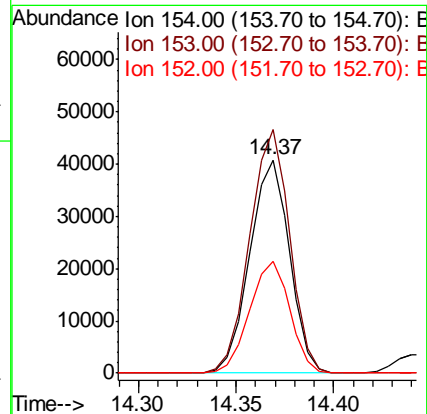
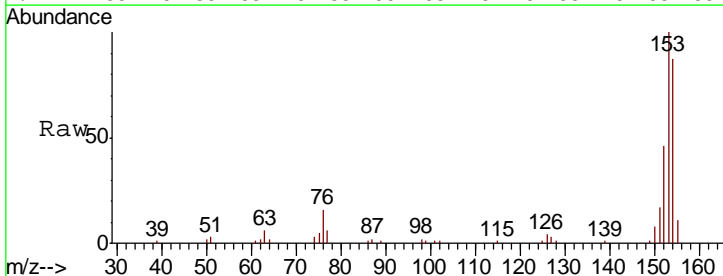
Instrument :
 BNA_N
 ClientSampleId :
 SSTDCCC040

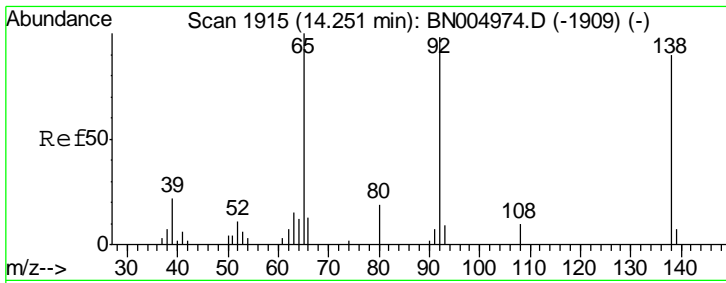
Tgt Ion	Resp	Lower	Upper
165	17350		
63	41.0	37.3	55.9
89	45.2	39.2	58.8



#52
 Acenaphthene
 Concen: 41.188 ng
 RT: 14.37 min Scan# 1935
 Delta R.T. -0.02 min
 Lab File: BN005114.D
 Acq: 09 Apr 2019 16:04

Tgt Ion	Resp	Lower	Upper
154	57579		
153	114.3	91.0	136.4
152	52.6	43.0	64.4

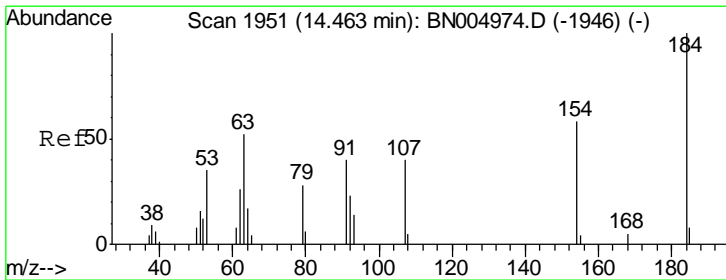
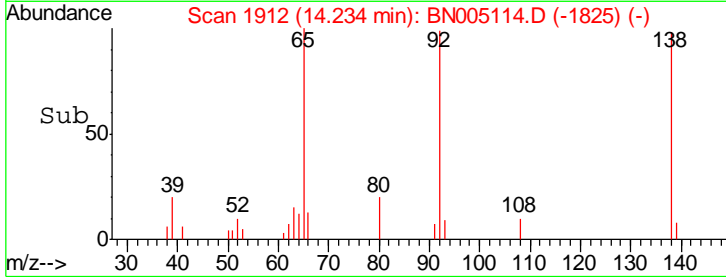
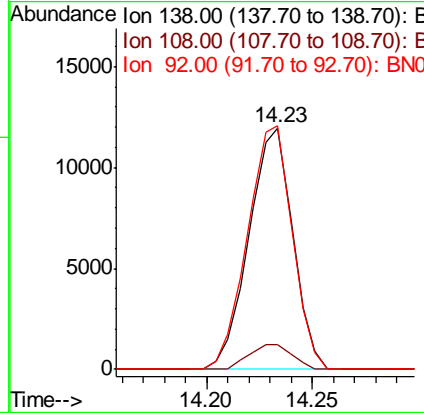
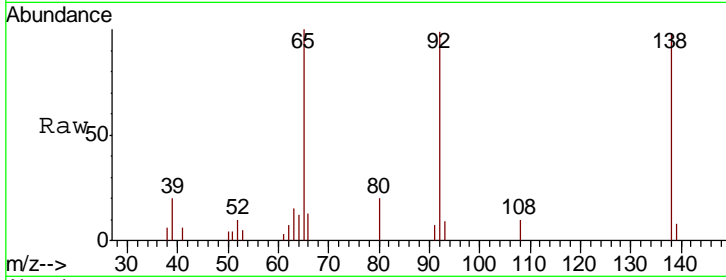




#53
 3-Nitroaniline
 Concen: 39.575 ng
 RT: 14.23 min Scan# 1912
 Delta R.T. -0.02 min
 Lab File: BN005114.D
 Acq: 09 Apr 2019 16:04

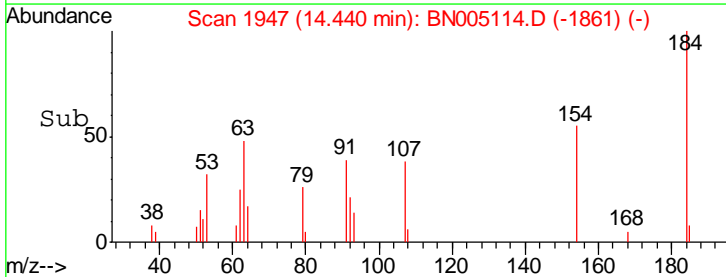
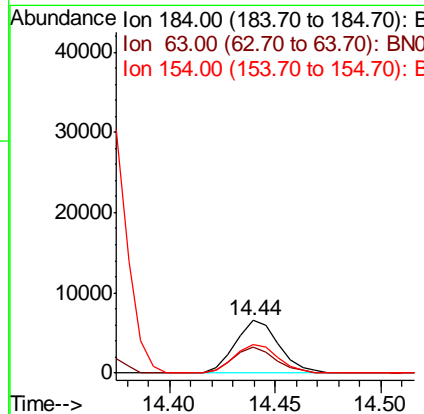
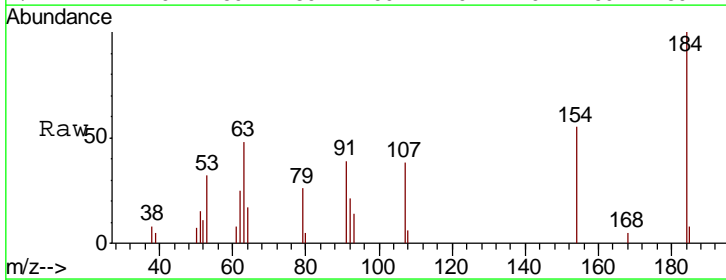
Instrument :
 BNA_N
 ClientSampled :
 SSTDCCC040

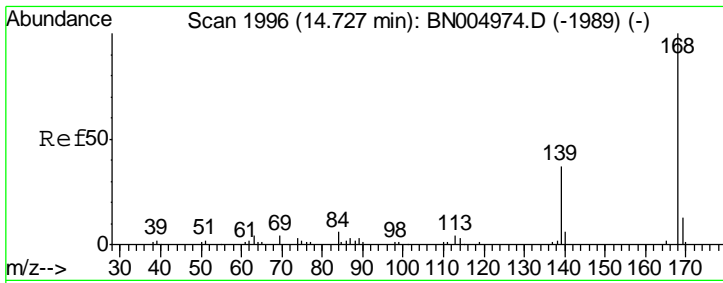
Tgt Ion	Resp	Lower	Upper
138	17202		
108	10.4	8.6	12.8
92	100.9	86.9	130.3



#54
 2,4-Dinitrophenol
 Concen: 41.025 ng
 RT: 14.44 min Scan# 1947
 Delta R.T. -0.02 min
 Lab File: BN005114.D
 Acq: 09 Apr 2019 16:04

Tgt Ion	Resp	Lower	Upper
184	9427		
63	48.4	41.6	62.4
154	55.1	46.8	70.2

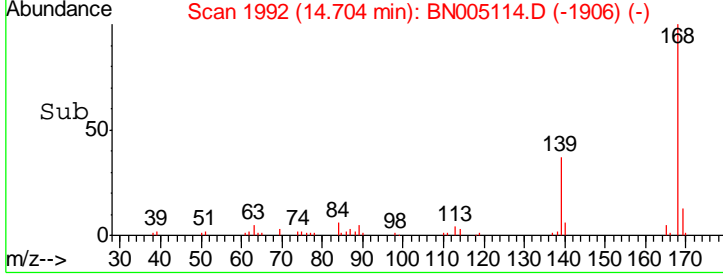
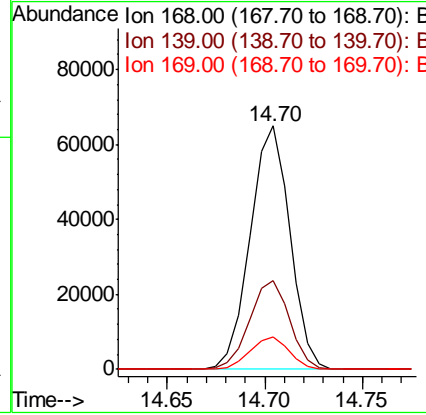
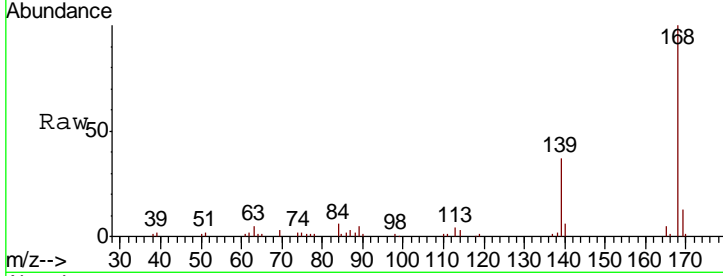




#55
 Dibenzofuran
 Concen: 40.974 ng
 RT: 14.70 min Scan# 1992
 Delta R.T. -0.02 min
 Lab File: BN005114.D
 Acq: 09 Apr 2019 16:04

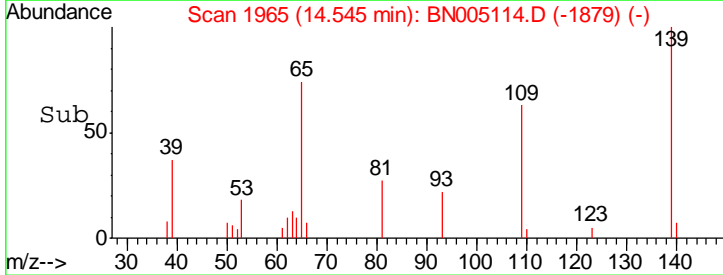
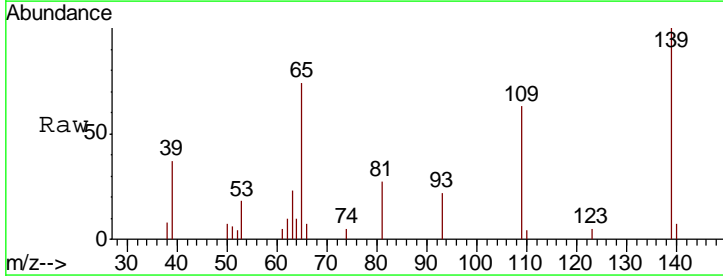
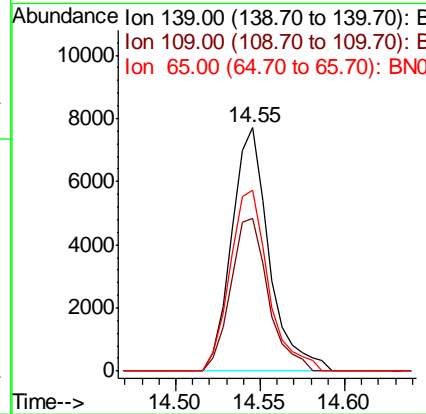
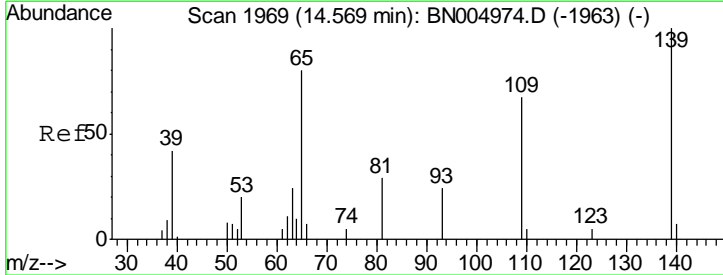
Instrument :
 BNA_N
 ClientSampled :
 SSTDCCC040

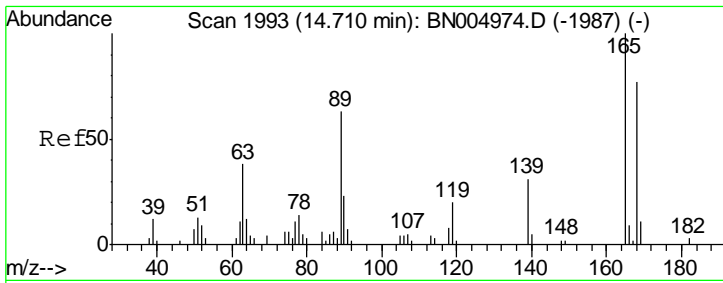
Tgt Ion	Resp	Lower	Upper
168	91144		
139	36.6	29.9	44.9
169	13.1	10.6	15.8



#56
 4-Nitrophenol
 Concen: 34.720 ng
 RT: 14.55 min Scan# 1965
 Delta R.T. -0.02 min
 Lab File: BN005114.D
 Acq: 09 Apr 2019 16:04

Tgt Ion	Resp	Lower	Upper
139	11889		
109	62.8	46.5	86.5
65	74.3	59.5	99.5

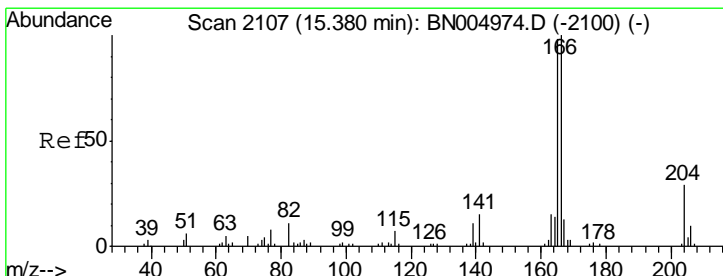
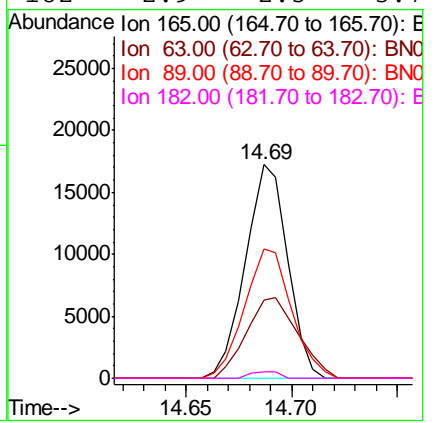
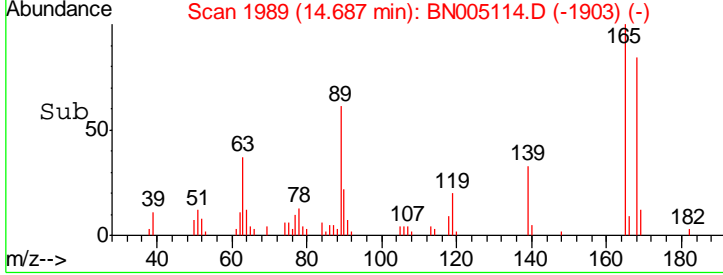
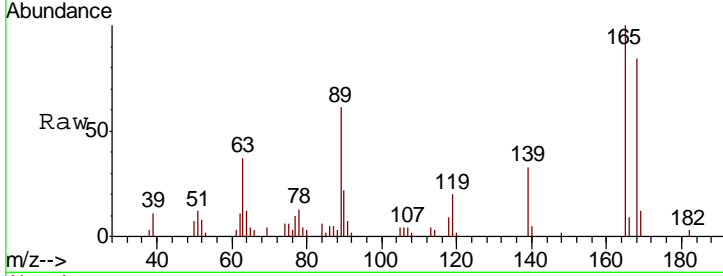




#57
 2,4-Dinitrotoluene
 Concen: 41.393 ng
 RT: 14.69 min Scan# 1989
 Delta R.T. -0.02 min
 Lab File: BN005114.D
 Acq: 09 Apr 2019 16:04

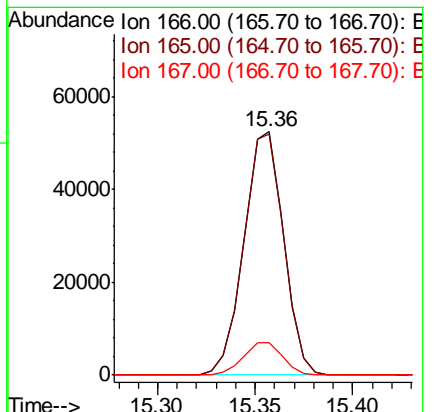
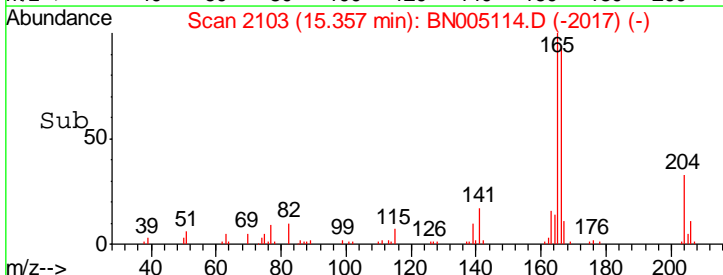
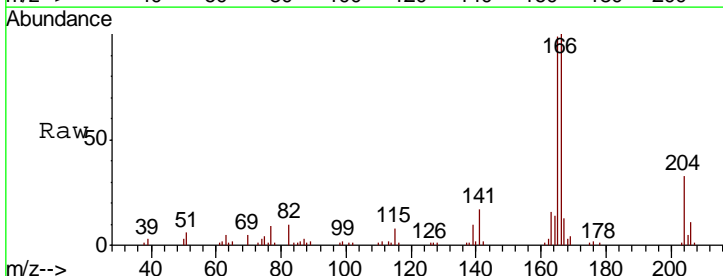
Instrument :
 BNA_N
 ClientSampleId :
 SSTDCCC040

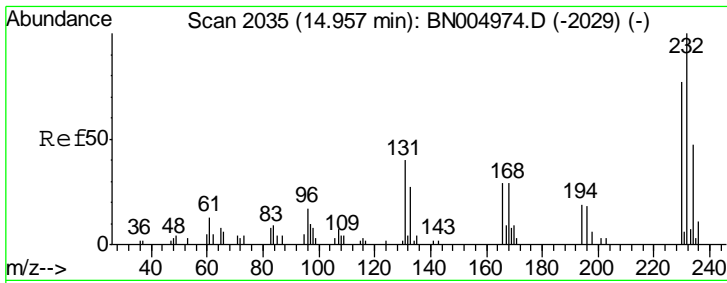
Tgt Ion	Resp	Lower	Upper
165	100		
63	36.5	30.4	45.6
89	60.5	50.7	76.1
182	2.9	2.5	3.7



#58
 Fluorene
 Concen: 41.134 ng
 RT: 15.36 min Scan# 2103
 Delta R.T. -0.02 min
 Lab File: BN005114.D
 Acq: 09 Apr 2019 16:04

Tgt Ion	Resp	Lower	Upper
166	100		
165	99.0	78.3	117.5
167	13.4	10.6	15.8



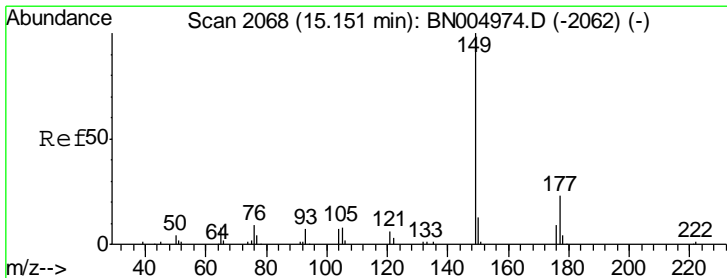
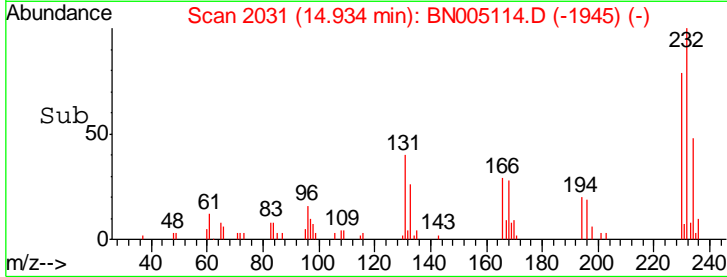
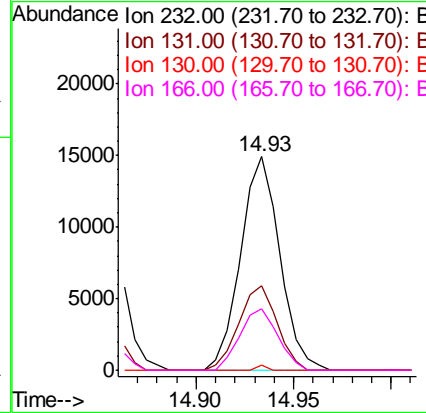
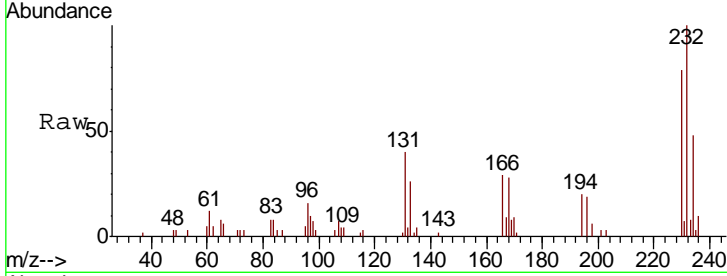


#59
 2,3,4,6-Tetrachlorophenol
 Concen: 41.094 ng
 RT: 14.93 min Scan# 2031
 Delta R.T. -0.02 min
 Lab File: BN005114.D
 Acq: 09 Apr 2019 16:04

Instrument :
 BNA_N
 ClientSampleId :
 SSTDCCC040

Tgt Ion: 232 Resp: 20782

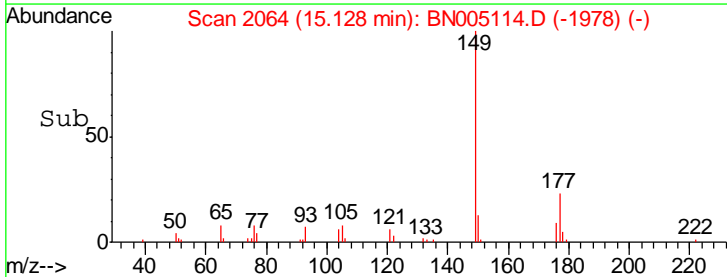
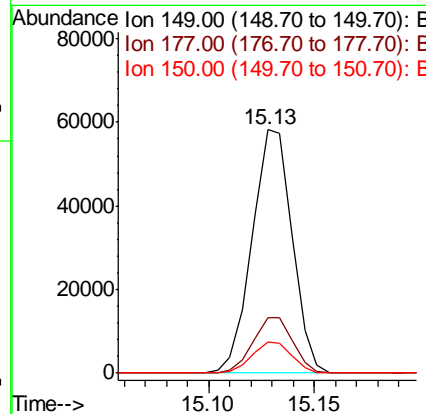
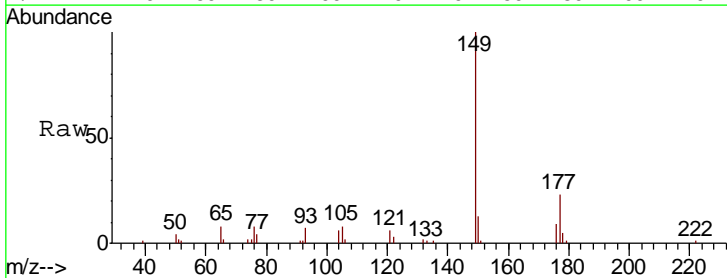
Ion	Ratio	Lower	Upper
232	100		
131	38.9	32.4	48.6
130	0.5	0.9	1.3#
166	28.0	22.6	34.0

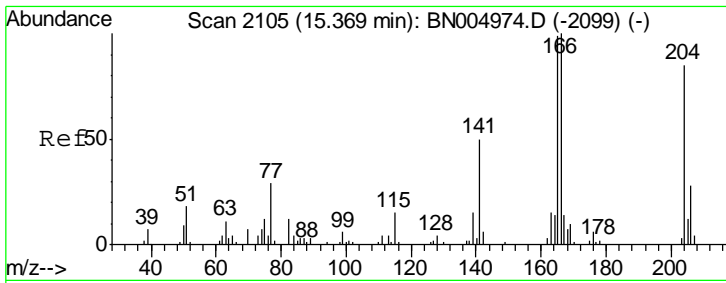


#60
 Diethylphthalate
 Concen: 41.252 ng
 RT: 15.13 min Scan# 2064
 Delta R.T. -0.02 min
 Lab File: BN005114.D
 Acq: 09 Apr 2019 16:04

Tgt Ion: 149 Resp: 76936

Ion	Ratio	Lower	Upper
149	100		
177	22.8	18.1	27.1
150	12.8	10.1	15.1

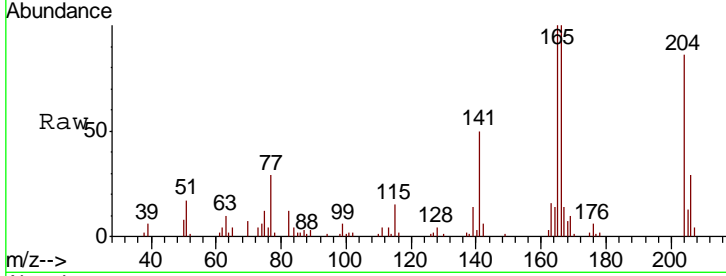




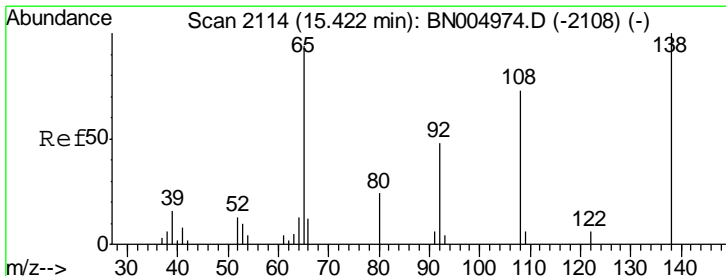
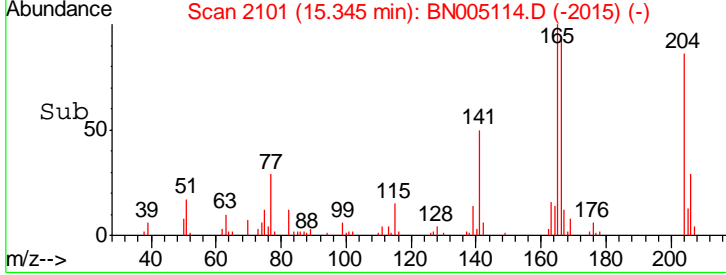
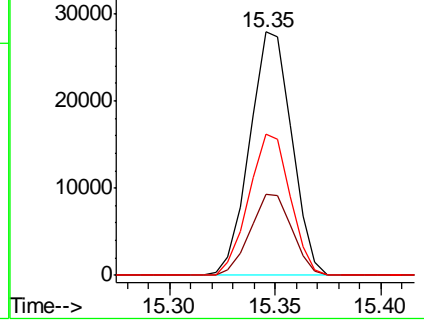
#61
 4-Chlorophenyl-phenylether
 Concen: 41.604 ng
 RT: 15.35 min Scan# 2101
 Delta R.T. -0.02 min
 Lab File: BN005114.D
 Acq: 09 Apr 2019 16:04

Instrument :
 BNA_N
 ClientSampled :
 SSTDCCC040

Tgt Ion	Resp	Lower	Upper
204	38567		
206	33.3	26.5	39.7
141	58.1	47.2	70.8

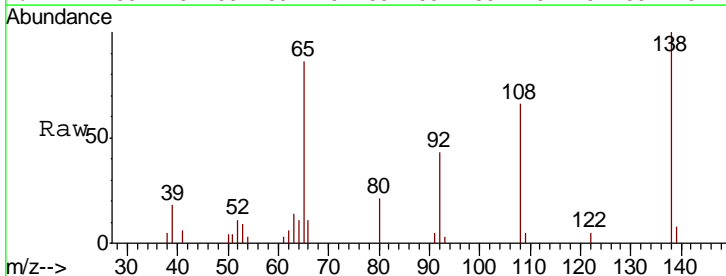


Abundance Ion 204.00 (203.70 to 204.70): E
 Ion 206.00 (205.70 to 206.70): E
 Ion 141.00 (140.70 to 141.70): E

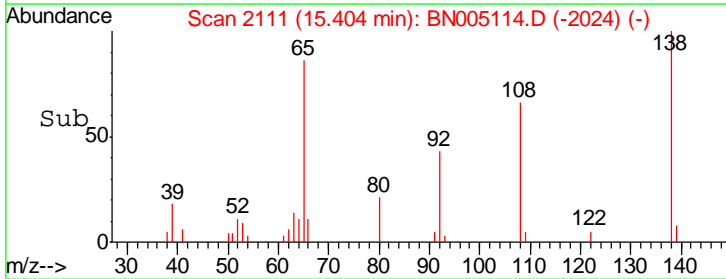
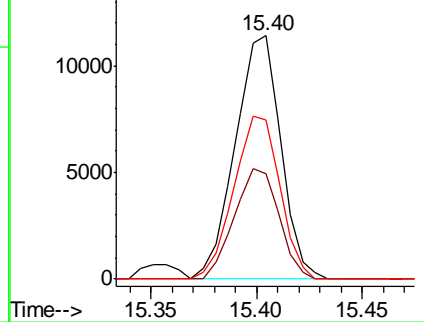


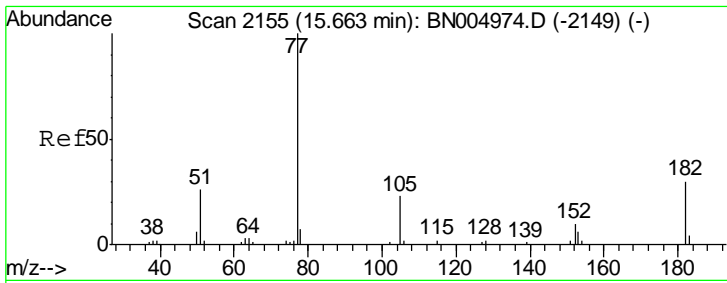
#62
 4-Nitroaniline
 Concen: 39.166 ng
 RT: 15.40 min Scan# 2111
 Delta R.T. -0.02 min
 Lab File: BN005114.D
 Acq: 09 Apr 2019 16:04

Tgt Ion	Resp	Lower	Upper
138	17105		
92	43.4	26.4	66.4
108	65.5	50.8	90.8



Abundance Ion 138.00 (137.70 to 138.70): E
 Ion 92.00 (91.70 to 92.70): BNC
 Ion 108.00 (107.70 to 108.70): E

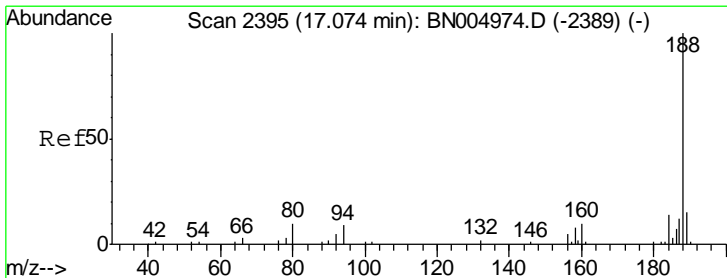
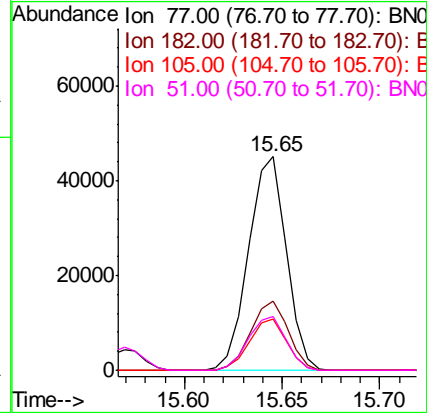
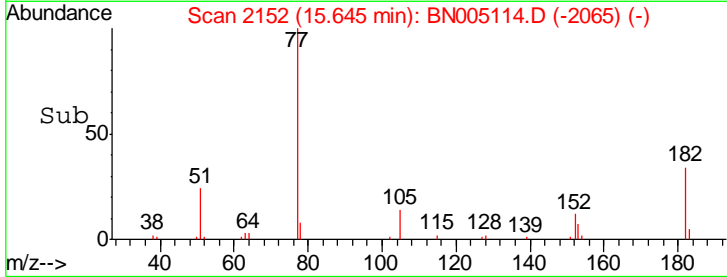
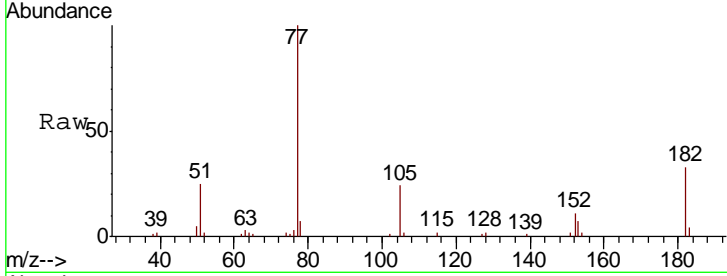




#63
 Azobenzene
 Concen: 39.030 ng
 RT: 15.65 min Scan# 2152
 Delta R.T. -0.02 min
 Lab File: BN005114.D
 Acq: 09 Apr 2019 16:04

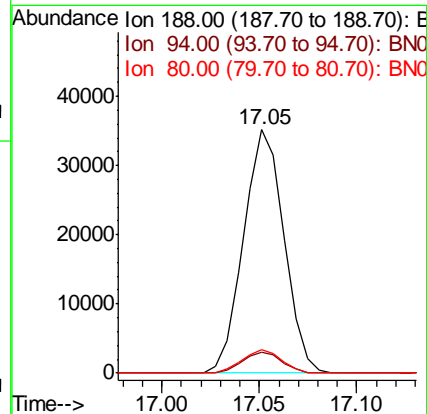
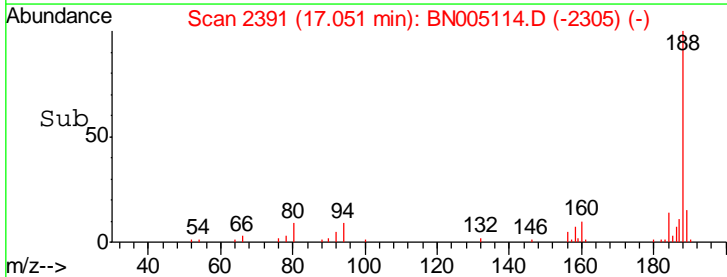
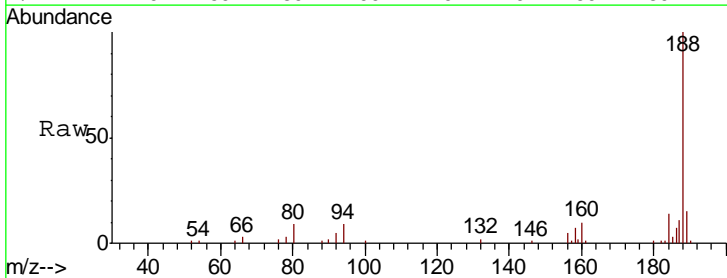
Instrument :
 BNA_N
 ClientSampleId :
 SSTDCCC040

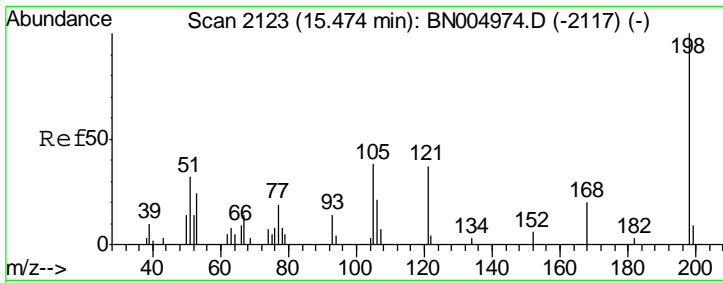
Tgt Ion	Resp	Lower	Upper
77	100		
182	32.6	10.0	50.0
105	23.7	2.9	42.9
51	24.9	6.0	46.0



#64
 Phenanthrene-d10
 Concen: 20.000 ng
 RT: 17.05 min Scan# 2391
 Delta R.T. -0.02 min
 Lab File: BN005114.D
 Acq: 09 Apr 2019 16:04

Tgt Ion	Resp	Lower	Upper
188	100		
94	8.6	7.2	10.8
80	9.4	7.8	11.6

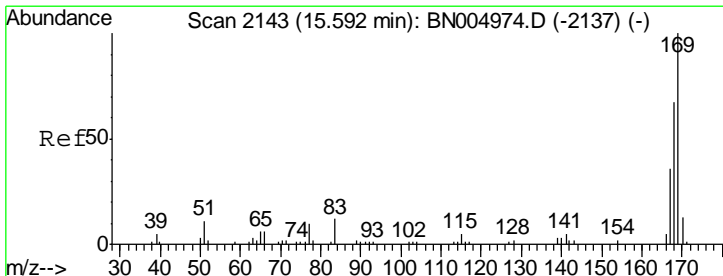
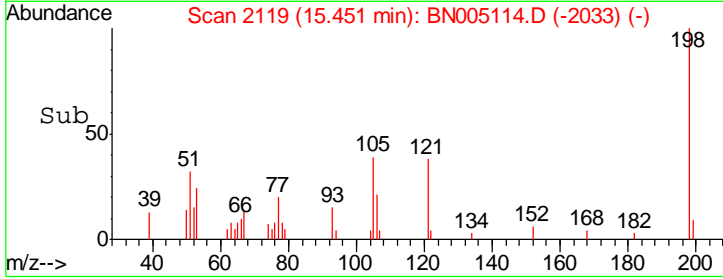
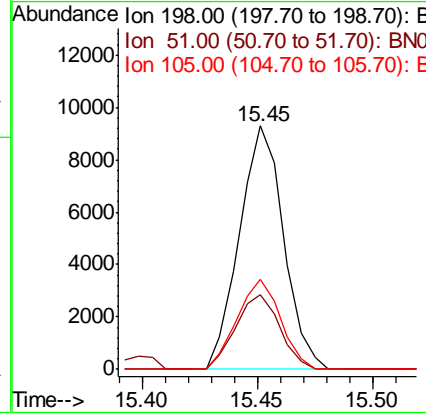
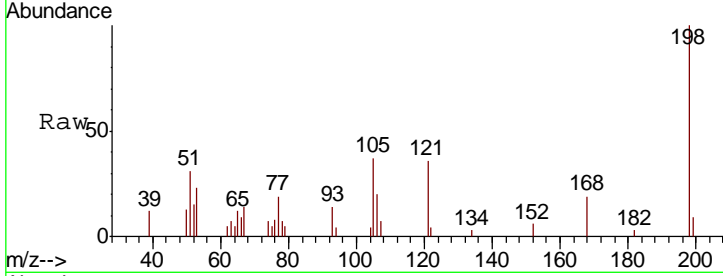




#65
 4,6-Dinitro-2-methylphenol
 Concen: 37.280 ng
 RT: 15.45 min Scan# 2119
 Delta R.T. -0.02 min
 Lab File: BN005114.D
 Acq: 09 Apr 2019 16:04

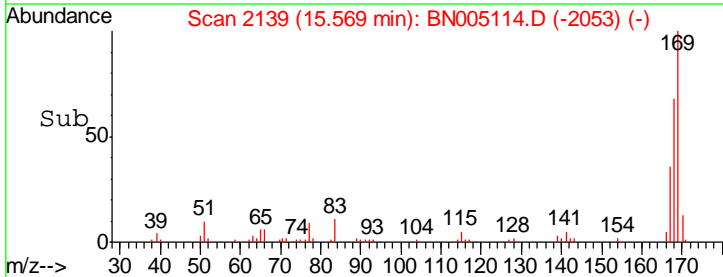
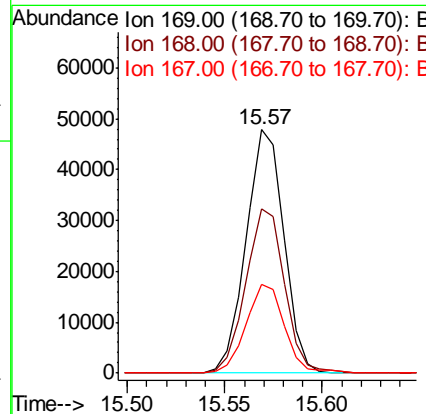
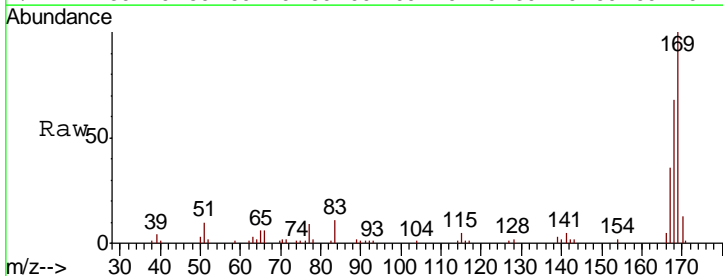
Instrument :
 BNA_N
 ClientSampleId :
 SSTDCCC040

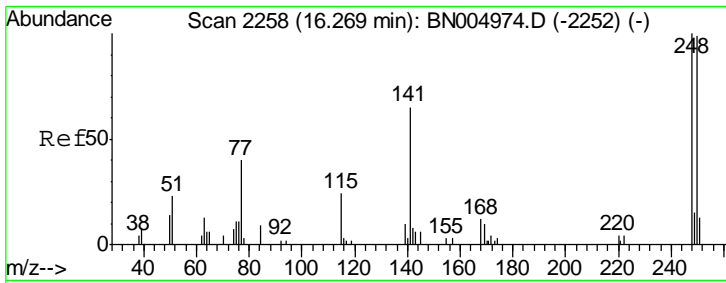
Tgt Ion	Resp	Lower	Upper
198	12393		
51	30.8	12.0	52.0
105	37.2	17.6	57.6



#66
 n-Nitrosodiphenylamine
 Concen: 40.470 ng
 RT: 15.57 min Scan# 2139
 Delta R.T. -0.02 min
 Lab File: BN005114.D
 Acq: 09 Apr 2019 16:04

Tgt Ion	Resp	Lower	Upper
169	64344		
168	67.5	53.4	80.2
167	36.3	28.9	43.3

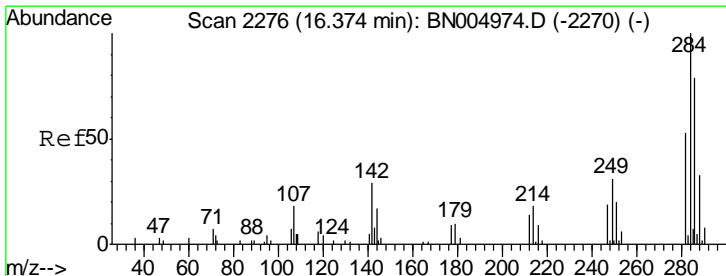
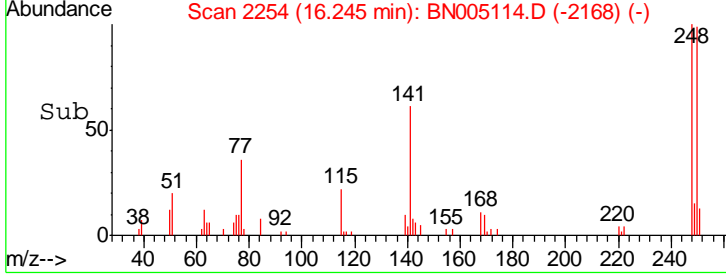
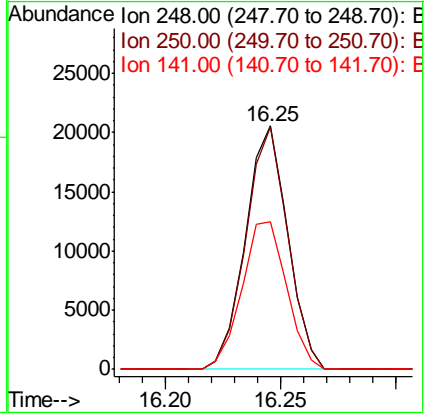
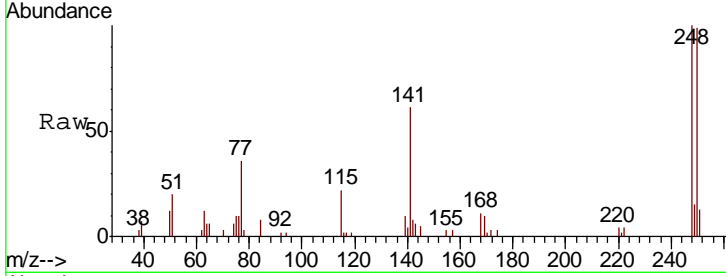




#67
 4-Bromophenyl-phenylether
 Concen: 41.722 ng
 RT: 16.25 min Scan# 2254
 Delta R.T. -0.02 min
 Lab File: BN005114.D
 Acq: 09 Apr 2019 16:04

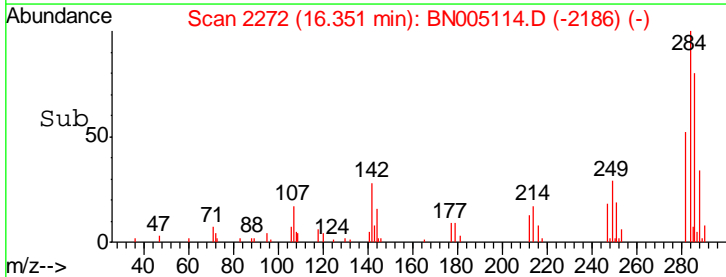
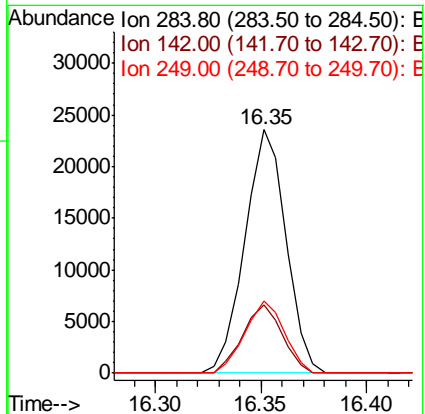
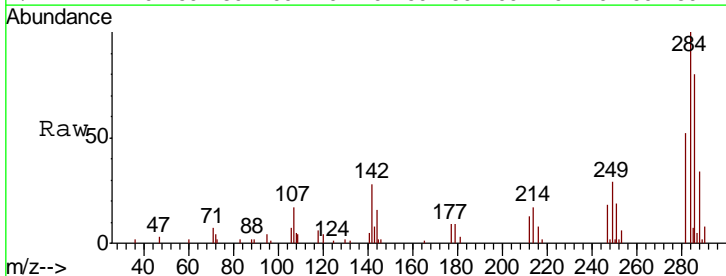
Instrument :
 BNA_N
 ClientSampled :
 SSTDCCC040

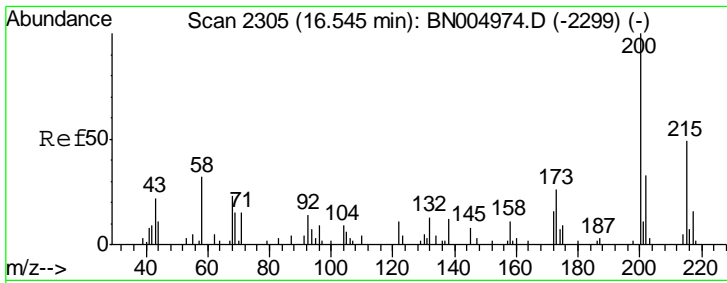
Tgt Ion	Resp	Lower	Upper
248	26279		
250	99.3	79.4	119.2
141	60.9	52.3	78.5



#68
 Hexachlorobenzene
 Concen: 43.104 ng
 RT: 16.35 min Scan# 2272
 Delta R.T. -0.02 min
 Lab File: BN005114.D
 Acq: 09 Apr 2019 16:04

Tgt Ion	Resp	Lower	Upper
284	31808		
142	28.0	23.5	35.3
249	29.4	24.5	36.7

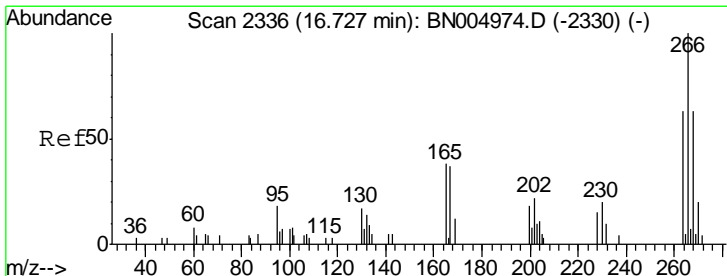
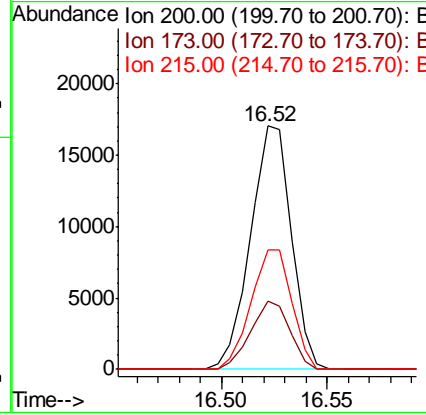
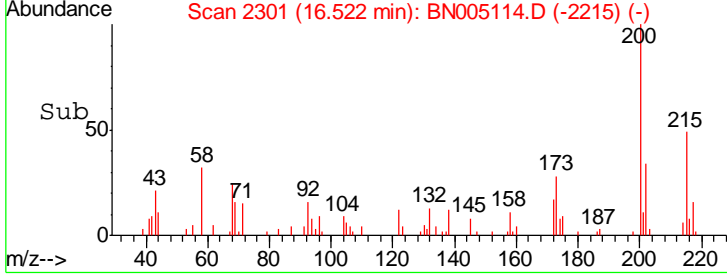
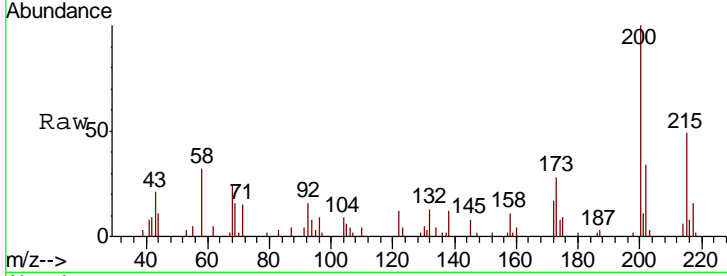




#69
 Atrazine
 Concen: 40.343 ng
 RT: 16.52 min Scan# 2301
 Delta R.T. -0.02 min
 Lab File: BN005114.D
 Acq: 09 Apr 2019 16:04

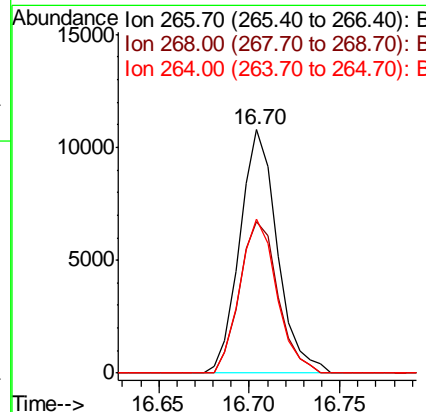
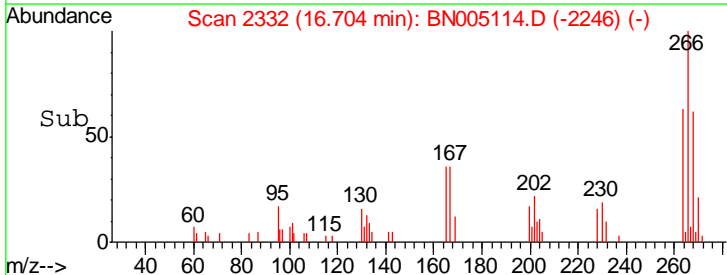
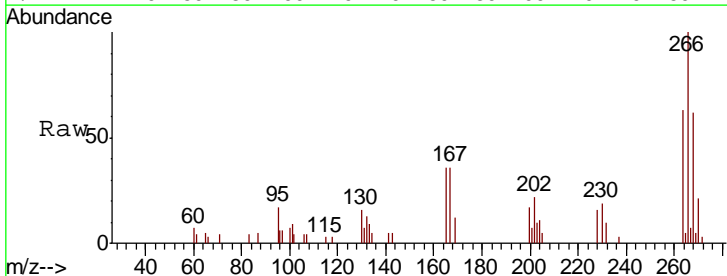
Instrument :
 BNA_N
 ClientSampled :
 SSTDCCC040

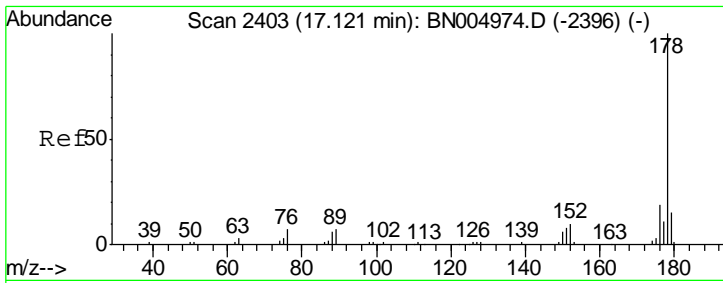
Tgt Ion	Resp	Lower	Upper
200	22916		
173	28.1	6.4	46.4
215	49.1	28.8	68.8



#70
 Pentachlorophenol
 Concen: 40.009 ng
 RT: 16.70 min Scan# 2332
 Delta R.T. -0.02 min
 Lab File: BN005114.D
 Acq: 09 Apr 2019 16:04

Tgt Ion	Resp	Lower	Upper
266	15523		
268	62.2	50.8	76.2
264	63.2	50.0	75.0

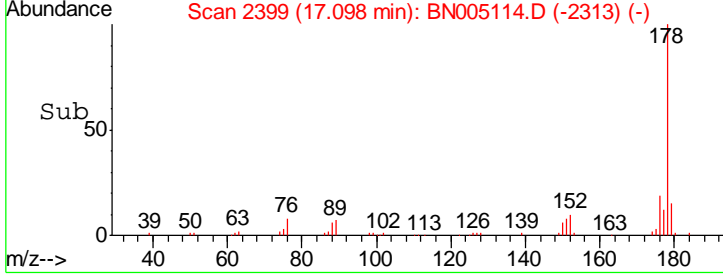
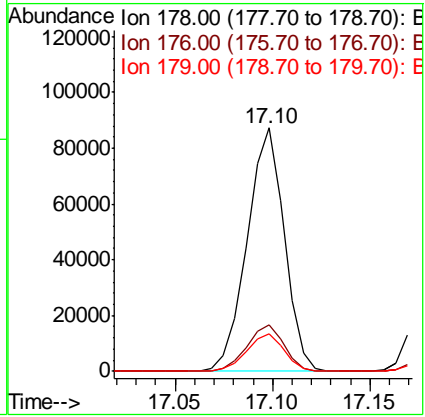
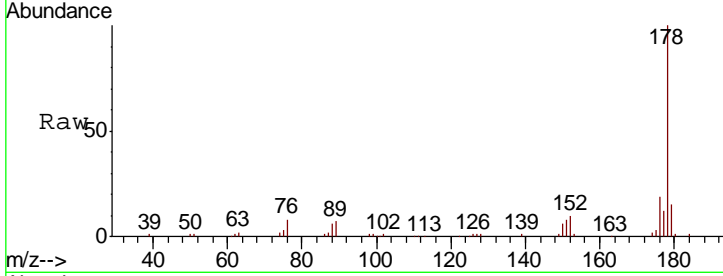




#71
 Phenanthrene
 Concen: 40.618 ng
 RT: 17.10 min Scan# 2399
 Delta R.T. -0.02 min
 Lab File: BN005114.D
 Acq: 09 Apr 2019 16:04

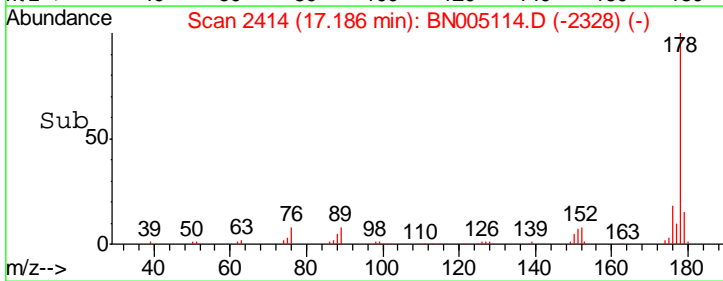
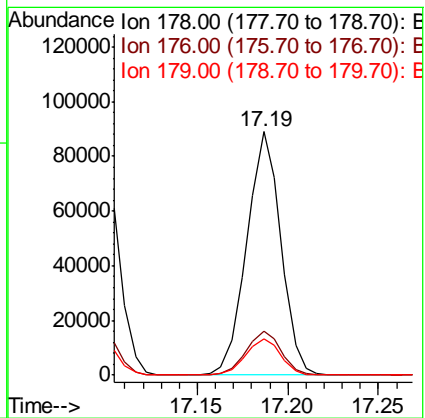
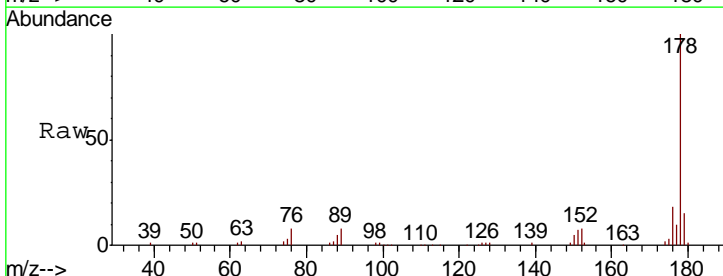
Instrument :
 BNA_N
 ClientSampleId :
 SSTDCCC040

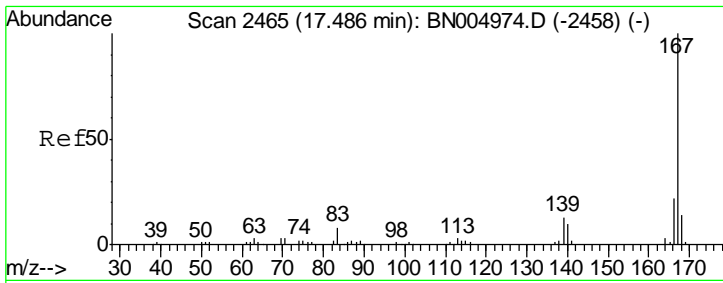
Tgt Ion	Resp	Lower	Upper
178	115194		
176	19.1	15.4	23.2
179	15.2	12.3	18.5



#72
 Anthracene
 Concen: 41.306 ng
 RT: 17.19 min Scan# 2414
 Delta R.T. -0.02 min
 Lab File: BN005114.D
 Acq: 09 Apr 2019 16:04

Tgt Ion	Resp	Lower	Upper
178	116604		
176	18.3	15.0	22.4
179	14.8	12.3	18.5

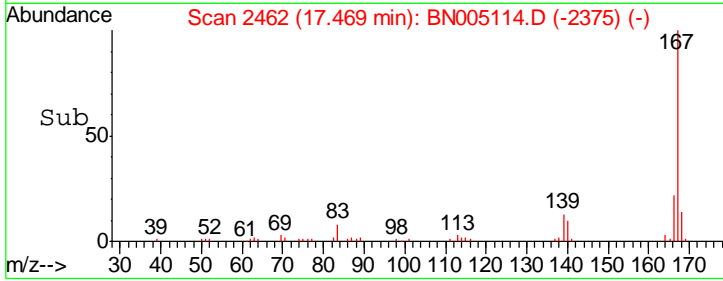
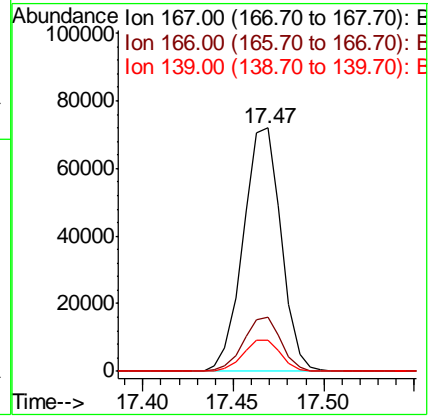
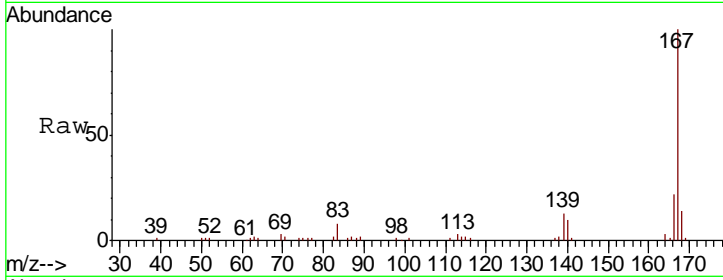




#73
 Carbazole
 Concen: 40.613 ng
 RT: 17.47 min Scan# 2462
 Delta R.T. -0.02 min
 Lab File: BN005114.D
 Acq: 09 Apr 2019 16:04

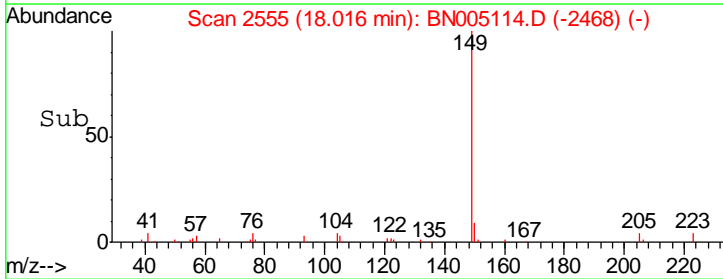
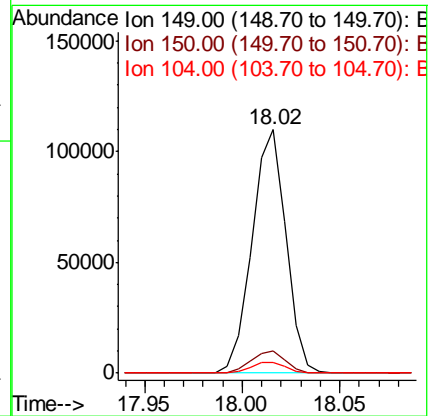
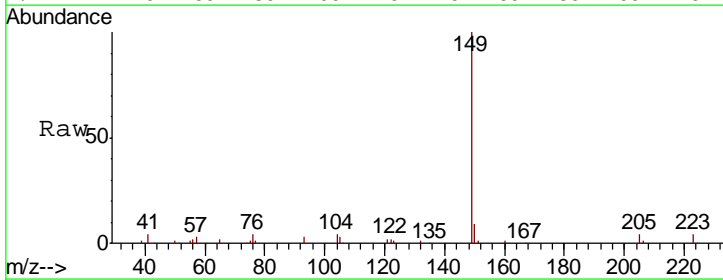
Instrument :
 BNA_N
 ClientSampleID :
 SSTDCCC040

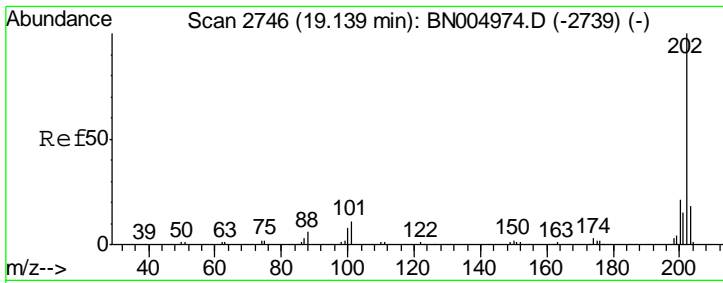
Tgt Ion	Resp	Lower	Upper
167	104355		
166	22.4	17.8	26.8
139	12.8	10.6	16.0



#74
 Di-n-butylphthalate
 Concen: 42.287 ng
 RT: 18.02 min Scan# 2555
 Delta R.T. -0.02 min
 Lab File: BN005114.D
 Acq: 09 Apr 2019 16:04

Tgt Ion	Resp	Lower	Upper
149	132361		
150	9.1	7.4	11.0
104	4.4	3.7	5.5

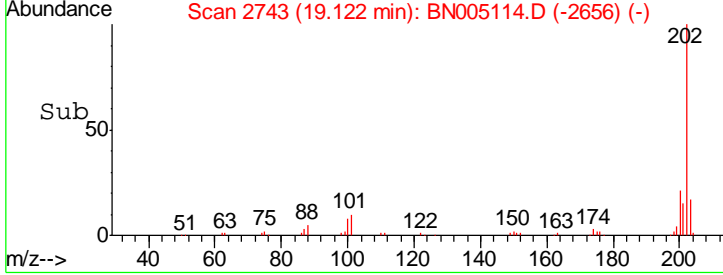
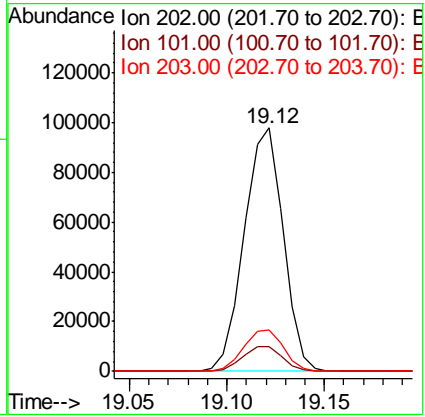
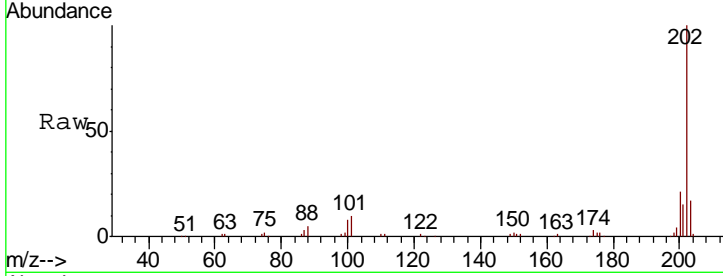




#75
 Fluoranthene
 Concen: 41.904 ng
 RT: 19.12 min Scan# 2743
 Delta R.T. -0.02 min
 Lab File: BN005114.D
 Acq: 09 Apr 2019 16:04

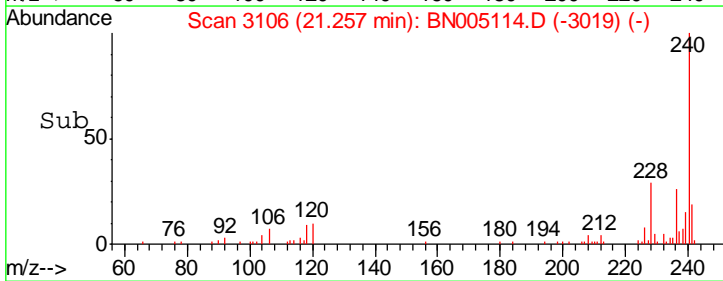
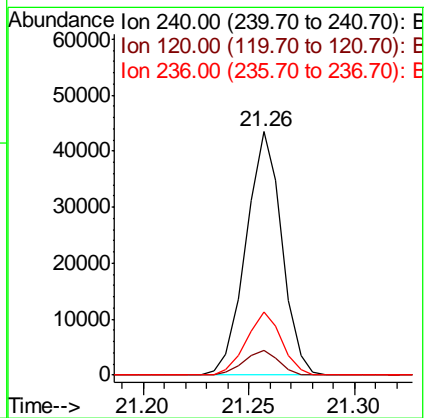
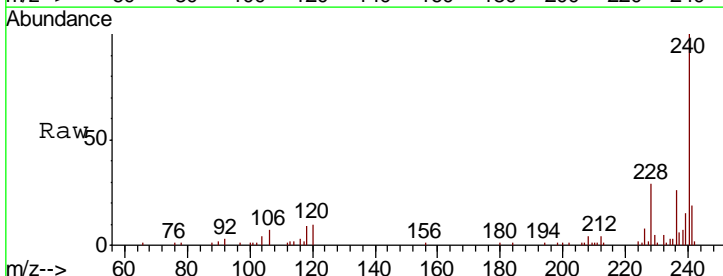
Instrument :
 BNA_N
 ClientSampleId :
 SSTDCCC040

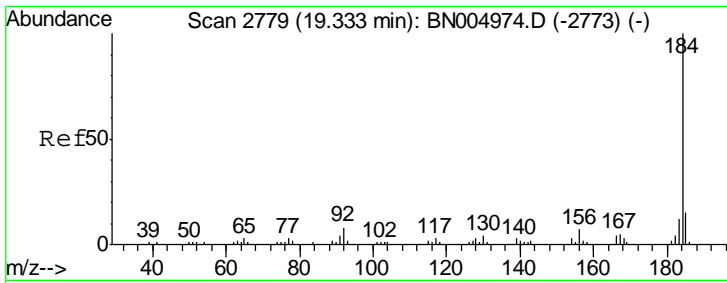
Tgt Ion	Resp	Lower	Upper
202	135580		
101	9.9	0.0	31.1
203	17.2	0.0	37.5



#76
 Chrysene-d12
 Concen: 20.000 ng
 RT: 21.26 min Scan# 3106
 Delta R.T. -0.02 min
 Lab File: BN005114.D
 Acq: 09 Apr 2019 16:04

Tgt Ion	Resp	Lower	Upper
240	51017		
120	10.1	8.5	12.7
236	26.1	21.2	31.8

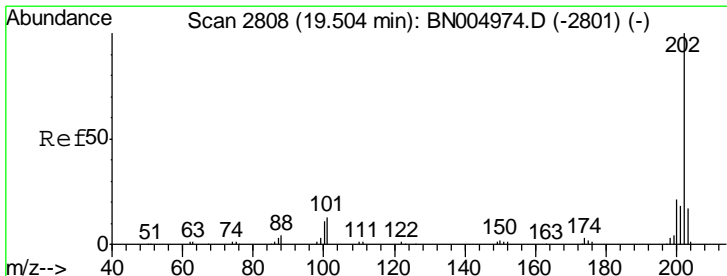
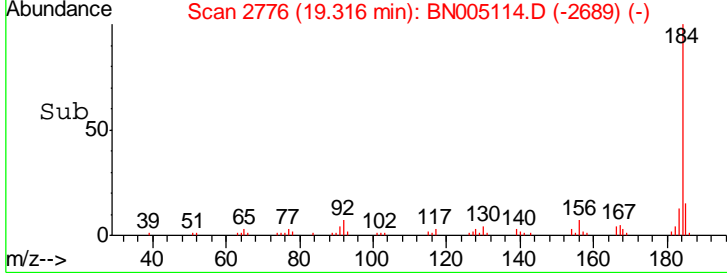
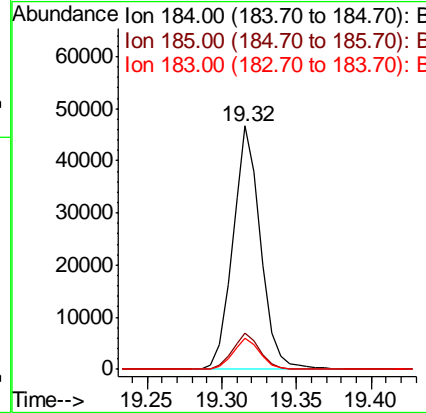
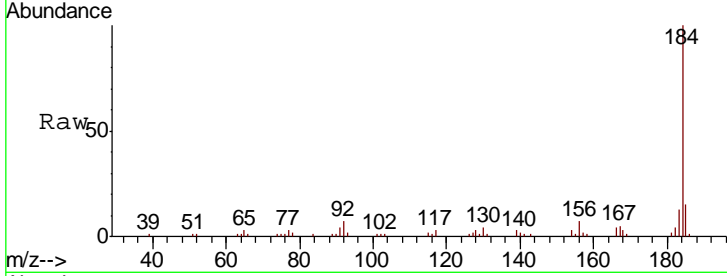




#77
Benzidine
Concen: 38.197 ng
RT: 19.32 min Scan# 2776
Delta R.T. -0.02 min
Lab File: BN005114.D
Acq: 09 Apr 2019 16:04

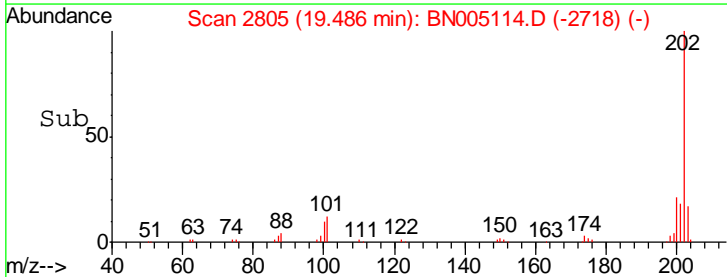
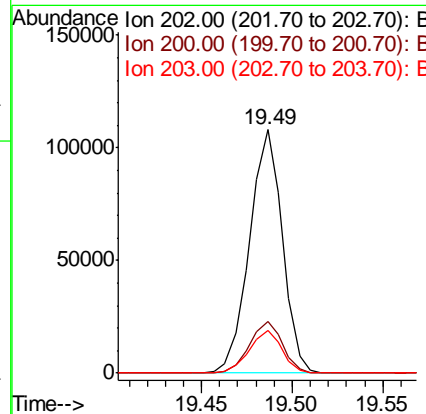
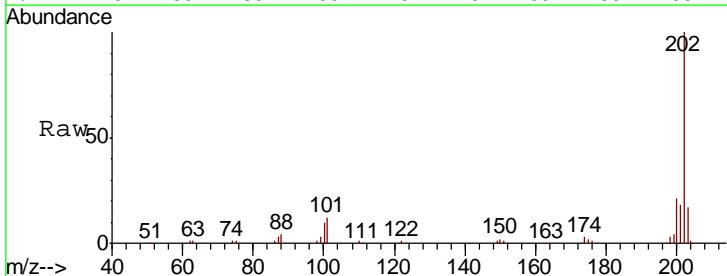
Instrument :
BNA_N
ClientSampleId :
SSTDCCC040

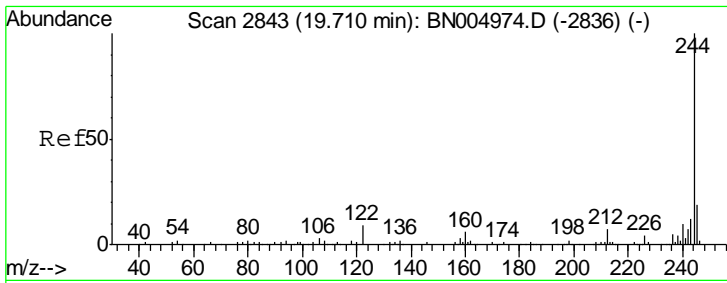
Tgt Ion	Resp	Lower	Upper
184	60730		
185	15.1	11.8	17.8
183	12.8	9.9	14.9



#78
Pyrene
Concen: 39.905 ng
RT: 19.49 min Scan# 2805
Delta R.T. -0.02 min
Lab File: BN005114.D
Acq: 09 Apr 2019 16:04

Tgt Ion	Resp	Lower	Upper
202	135938		
200	21.0	17.0	25.4
203	17.4	14.0	21.0

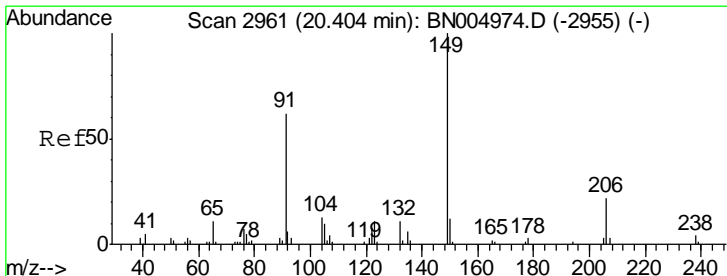
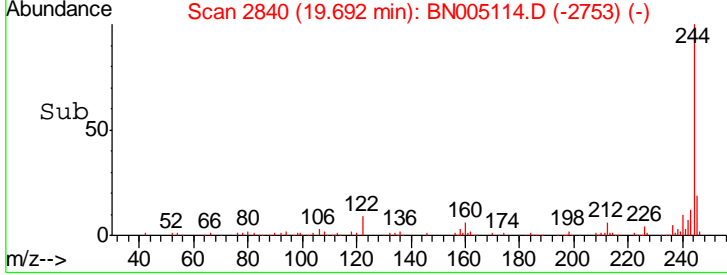
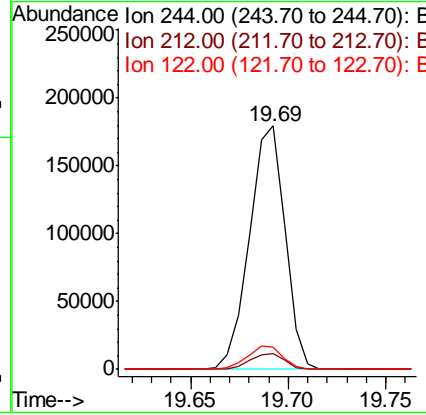
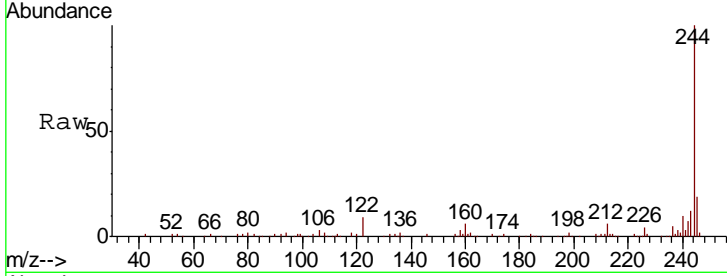




#79
 Terphenyl-d14
 Concen: 85.779 ng
 RT: 19.69 min Scan# 2840
 Delta R.T. -0.02 min
 Lab File: BN005114.D
 Acq: 09 Apr 2019 16:04

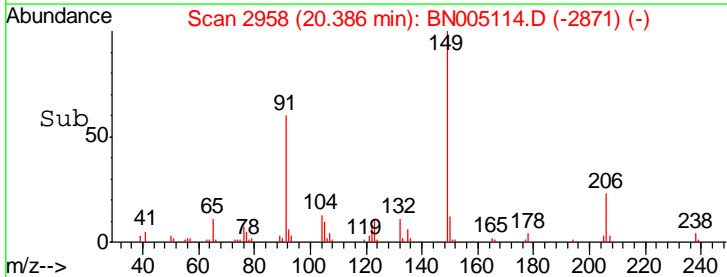
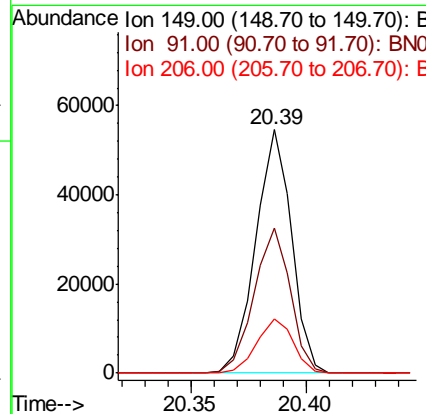
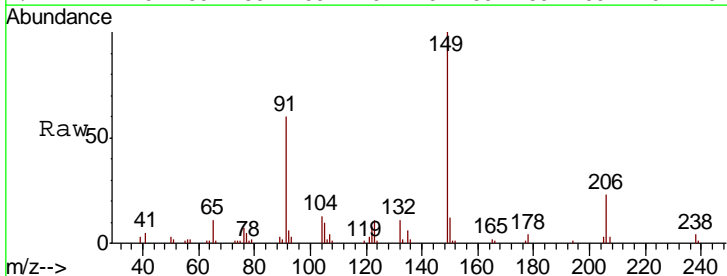
Instrument :
 BNA_N
 ClientSampleID :
 SSTDCCC040

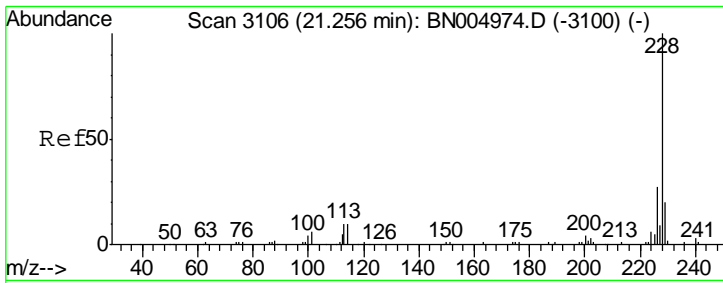
Tgt Ion	Resp	Lower	Upper
244	100		
212	6.4	5.4	8.0
122	9.2	7.4	11.2



#80
 Butylbenzylphthalate
 Concen: 42.617 ng
 RT: 20.39 min Scan# 2958
 Delta R.T. -0.02 min
 Lab File: BN005114.D
 Acq: 09 Apr 2019 16:04

Tgt Ion	Resp	Lower	Upper
149	100		
91	59.6	49.3	73.9
206	22.5	17.9	26.9

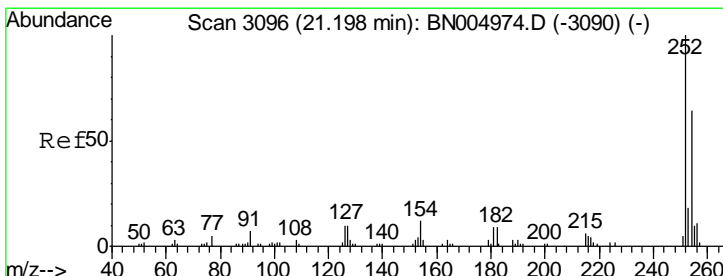
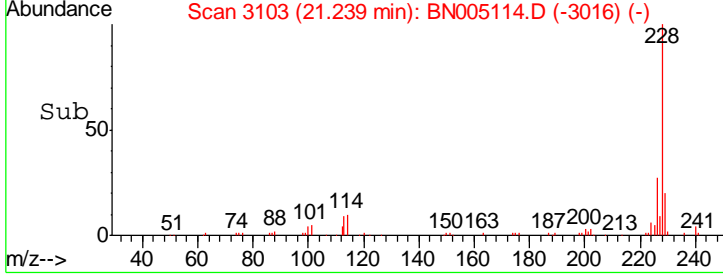
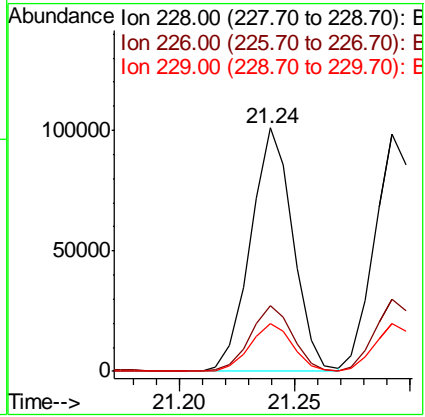
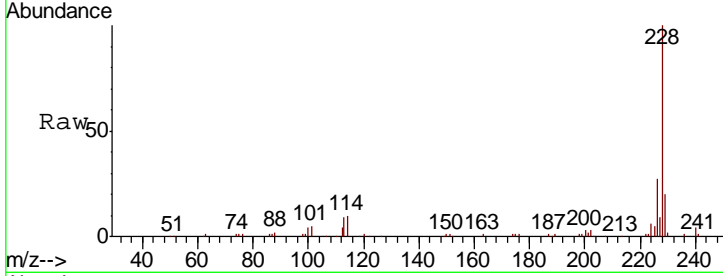




#81
 Benzo(a)anthracene
 Concen: 40.513 ng
 RT: 21.24 min Scan# 3103
 Delta R.T. -0.02 min
 Lab File: BN005114.D
 Acq: 09 Apr 2019 16:04

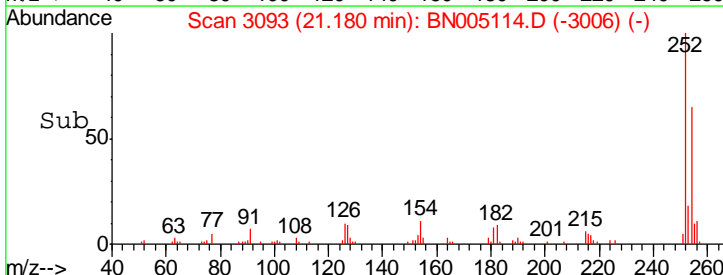
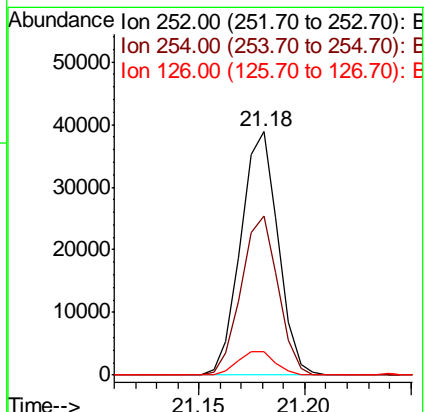
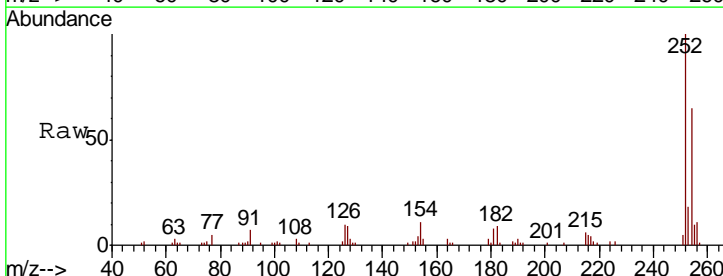
Instrument :
 BNA_N
 ClientSampleID :
 SSTDCCC040

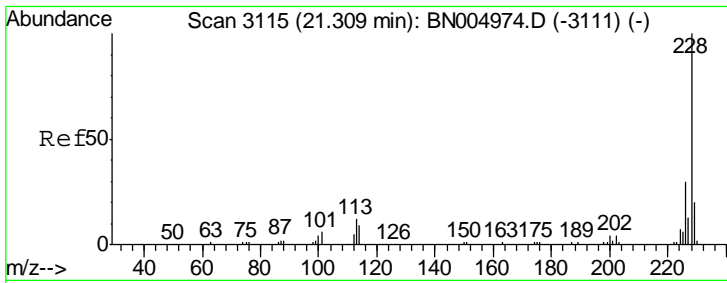
Tgt Ion	Resp	Lower	Upper
228	128744		
226	27.1	21.8	32.6
229	19.8	15.9	23.9



#82
 3,3'-Dichlorobenzidine
 Concen: 40.070 ng
 RT: 21.18 min Scan# 3093
 Delta R.T. -0.02 min
 Lab File: BN005114.D
 Acq: 09 Apr 2019 16:04

Tgt Ion	Resp	Lower	Upper
252	47616		
254	65.1	51.5	77.3
126	9.5	7.9	11.9

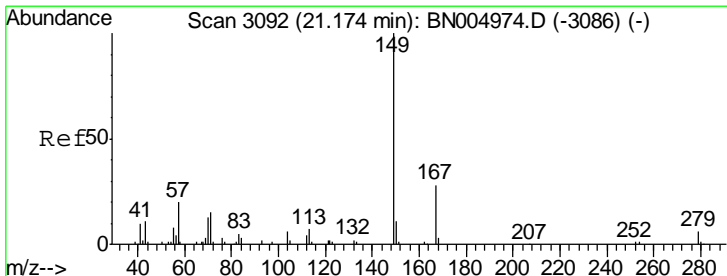
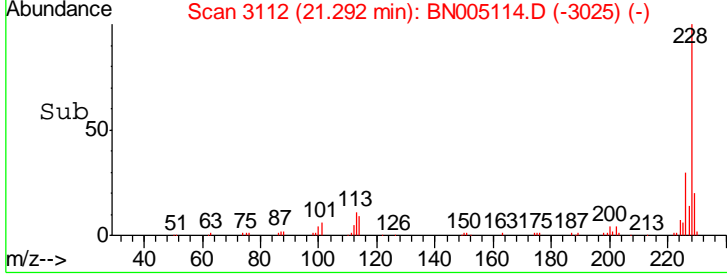
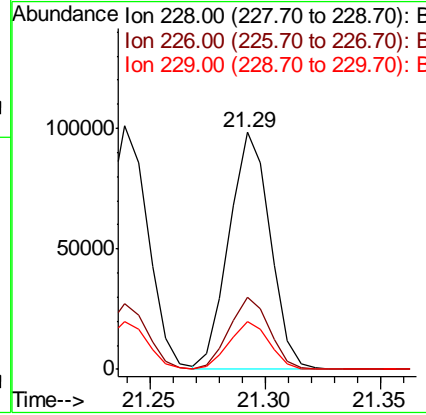
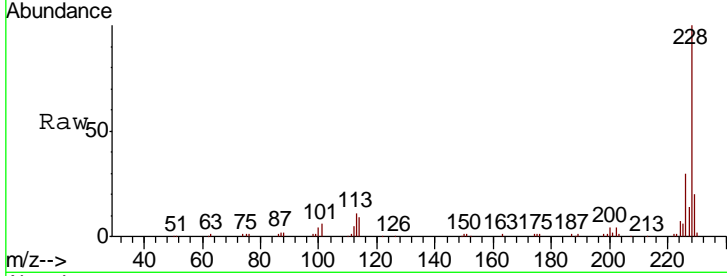




#83
 Chrysene
 Concen: 40.203 ng
 RT: 21.29 min Scan# 3112
 Delta R.T. -0.02 min
 Lab File: BN005114.D
 Acq: 09 Apr 2019 16:04

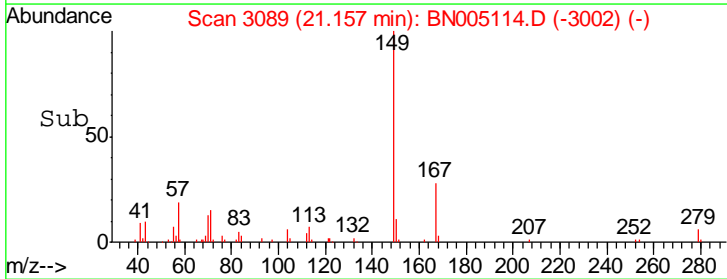
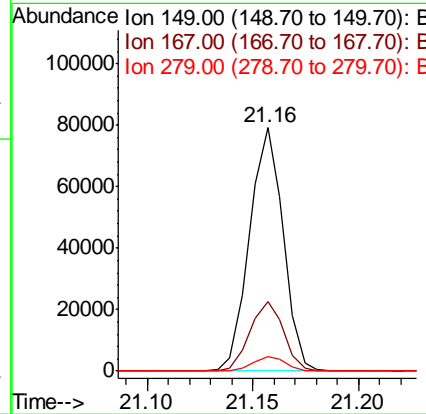
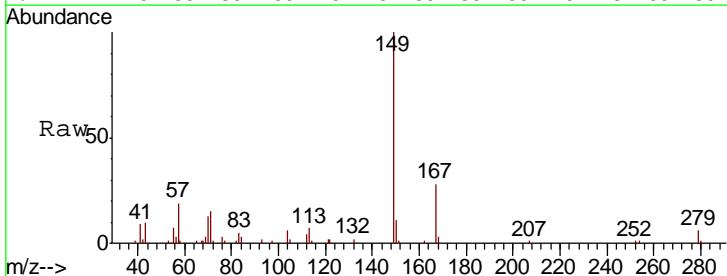
Instrument :
 BNA_N
 ClientSampled :
 SSTDCCC040

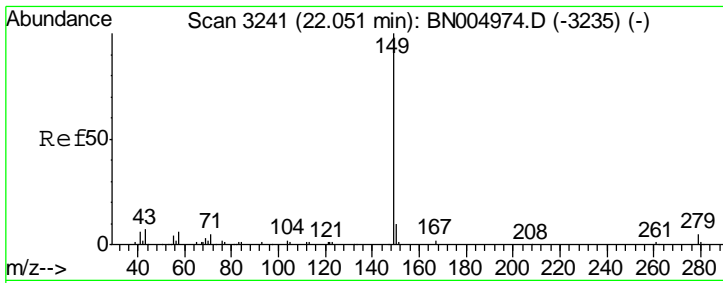
Tgt Ion	Resp	Lower	Upper
228	122029		
226	30.4	24.2	36.2
229	20.0	15.8	23.8



#84
 Bis(2-ethylhexyl)phthalate
 Concen: 45.667 ng
 RT: 21.16 min Scan# 3089
 Delta R.T. -0.02 min
 Lab File: BN005114.D
 Acq: 09 Apr 2019 16:04

Tgt Ion	Resp	Lower	Upper
149	87458		
167	28.5	22.5	33.7
279	5.8	4.5	6.7

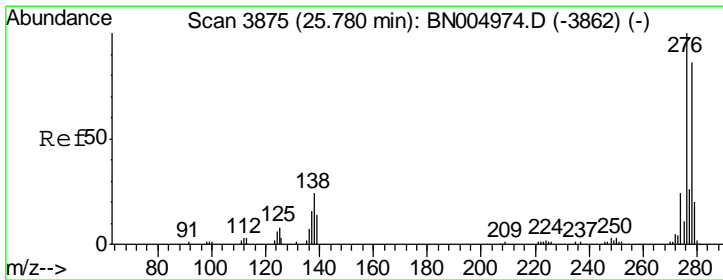
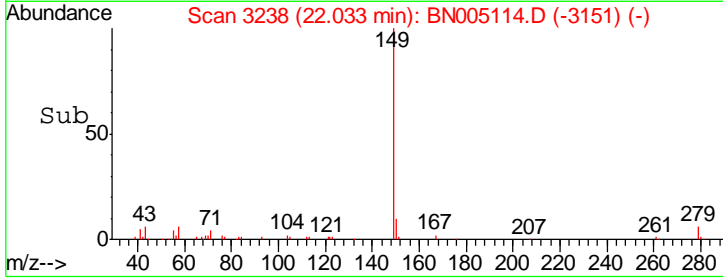
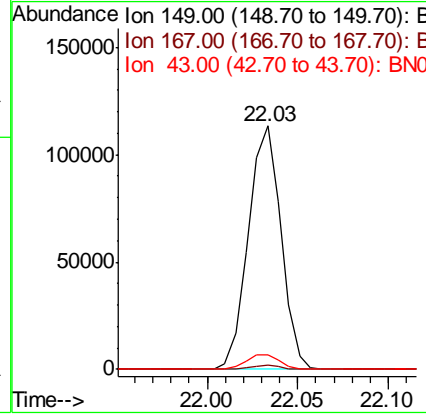
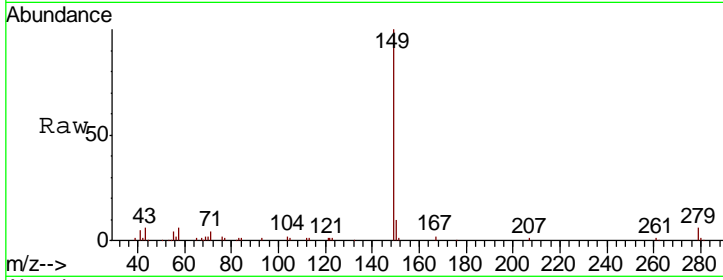




#85
 Di-n-octyl phthalate
 Concen: 45.964 ng
 RT: 22.03 min Scan# 3238
 Delta R.T. -0.02 min
 Lab File: BN005114.D
 Acq: 09 Apr 2019 16:04

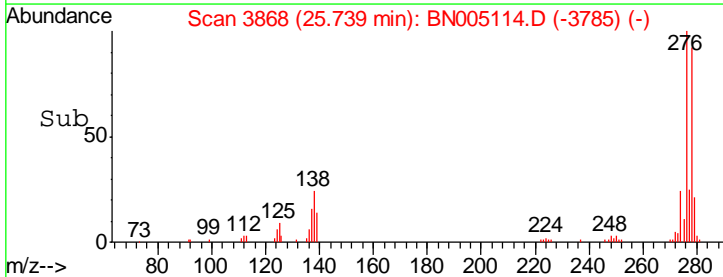
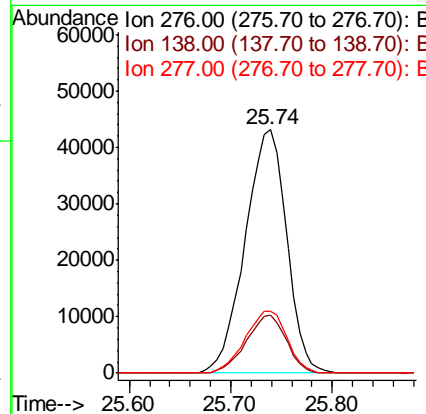
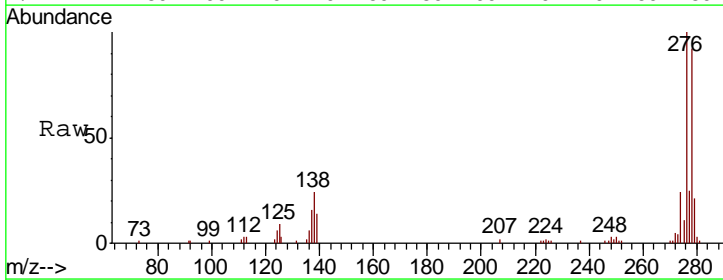
Instrument :
 BNA_N
 ClientSampleId :
 SSTDCCC040

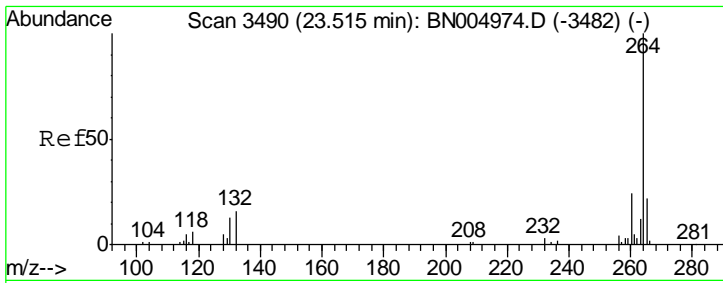
Tgt Ion	Resp	Lower	Upper
149	142061		
167	1.5	1.2	1.8
43	6.2	5.8	8.6



#86
 Indeno(1,2,3-cd)pyrene
 Concen: 35.785 ng
 RT: 25.74 min Scan# 3868
 Delta R.T. -0.04 min
 Lab File: BN005114.D
 Acq: 09 Apr 2019 16:04

Tgt Ion	Resp	Lower	Upper
276	123402		
138	22.9	18.5	27.7
277	25.6	20.4	30.6

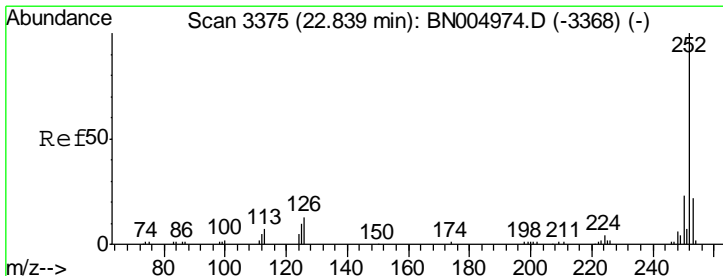
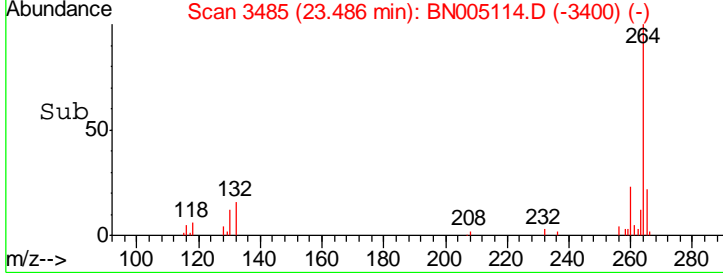
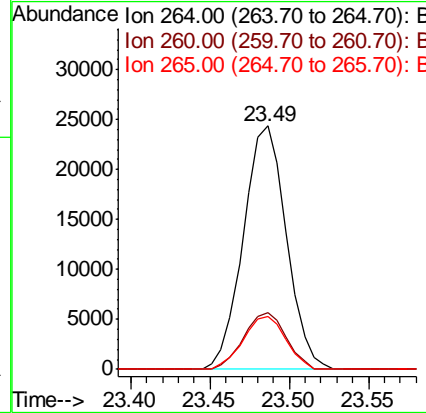
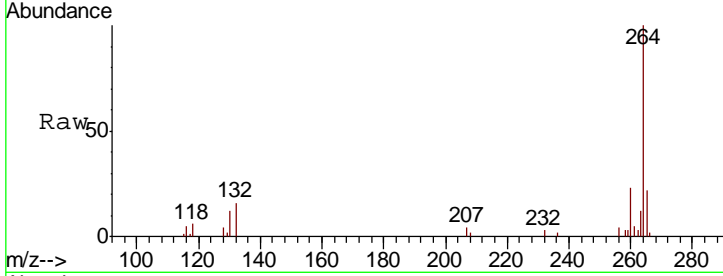




#87
 Perylene-d12
 Concen: 20.000 ng
 RT: 23.49 min Scan# 3485
 Delta R.T. -0.03 min
 Lab File: BN005114.D
 Acq: 09 Apr 2019 16:04

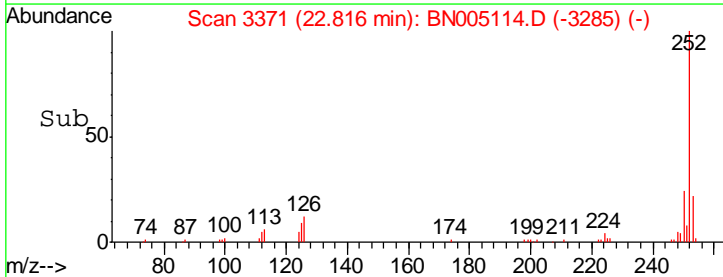
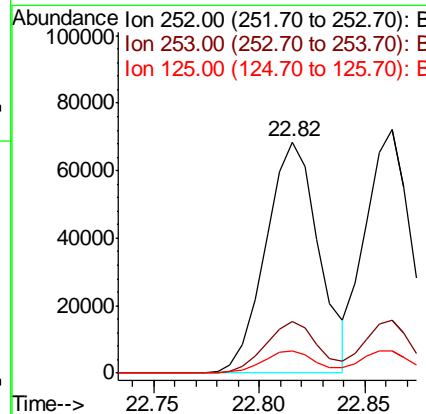
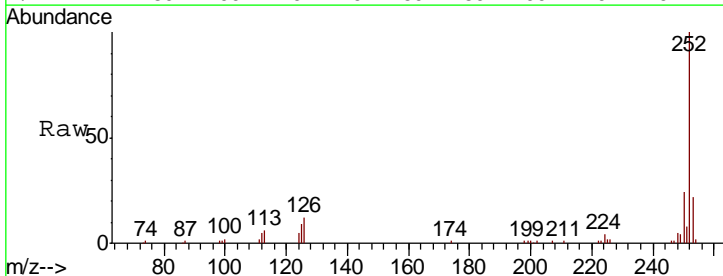
Instrument :
 BNA_N
 ClientSampleId :
 SSTDCCC040

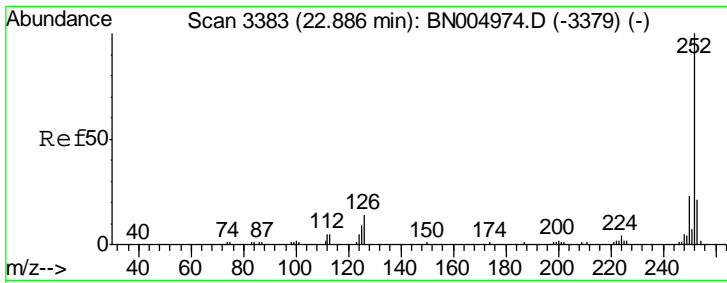
Tgt Ion	Resp	Lower	Upper
264	46047		
260	23.4	19.0	28.4
265	21.8	17.2	25.8



#88
 Benzo(b)fluoranthene
 Concen: 42.373 ng
 RT: 22.82 min Scan# 3371
 Delta R.T. -0.02 min
 Lab File: BN005114.D
 Acq: 09 Apr 2019 16:04

Tgt Ion	Resp	Lower	Upper
252	120098		
253	22.5	17.6	26.4
125	9.5	8.1	12.1

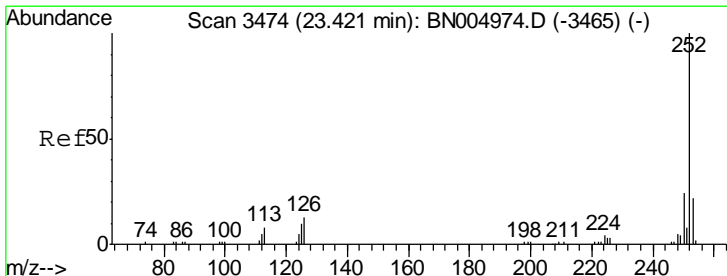
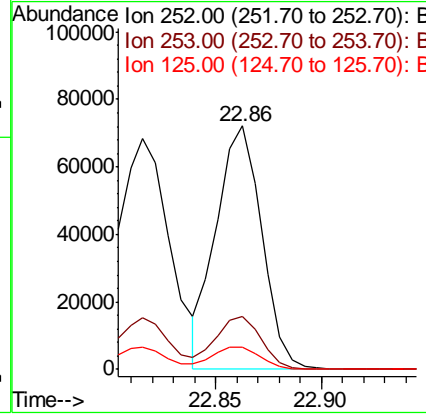
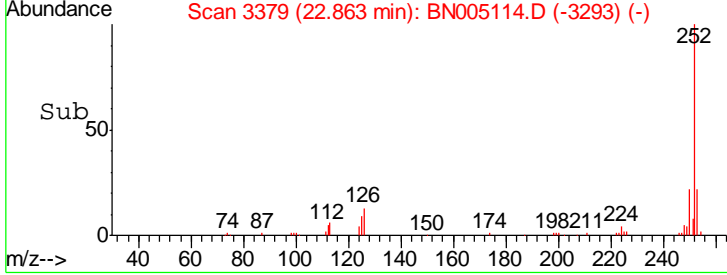
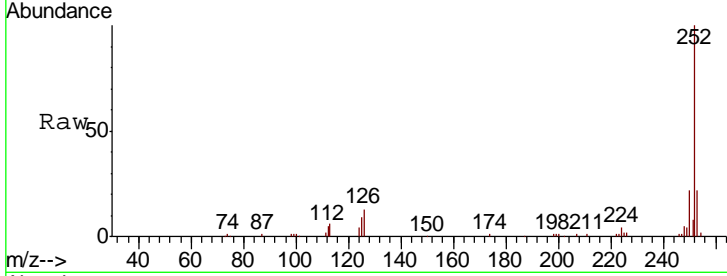




#89
 Benzo(k)fluoranthene
 Concen: 41.536 ng
 RT: 22.86 min Scan# 3379
 Delta R.T. -0.02 min
 Lab File: BN005114.D
 Acq: 09 Apr 2019 16:04

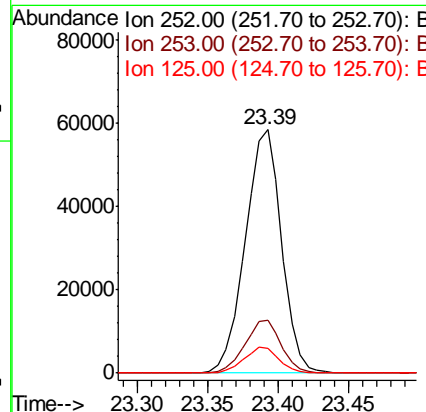
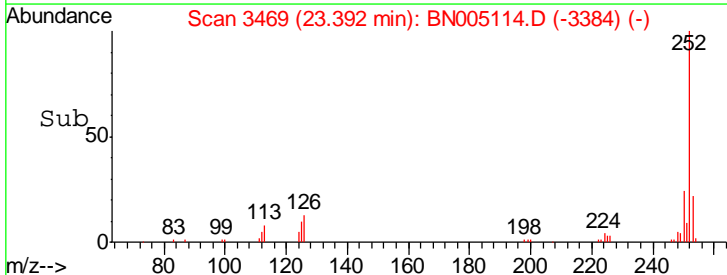
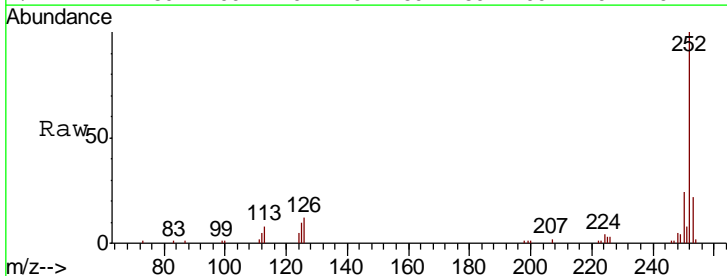
Instrument :
 BNA_N
 ClientSampleId :
 SSTDCCC040

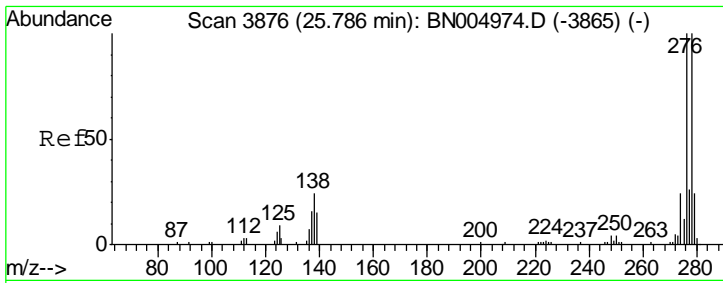
Tgt Ion	Resp	Lower	Upper
252	107957		
253	21.7	17.1	25.7
125	9.0	7.6	11.4



#90
 Benzo(a)pyrene
 Concen: 40.588 ng
 RT: 23.39 min Scan# 3469
 Delta R.T. -0.03 min
 Lab File: BN005114.D
 Acq: 09 Apr 2019 16:04

Tgt Ion	Resp	Lower	Upper
252	105271		
253	21.6	17.7	26.5
125	10.3	8.2	12.4

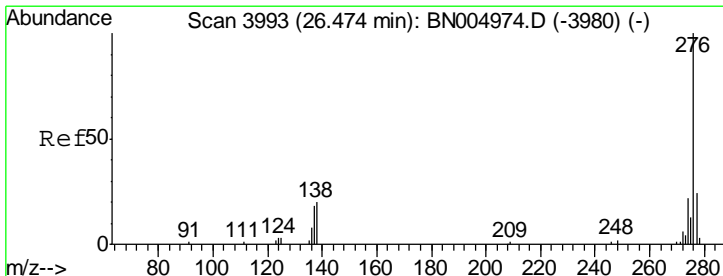
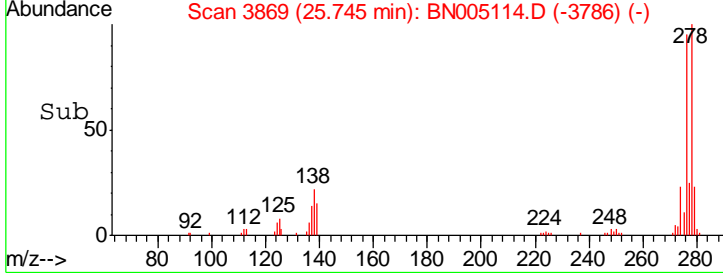
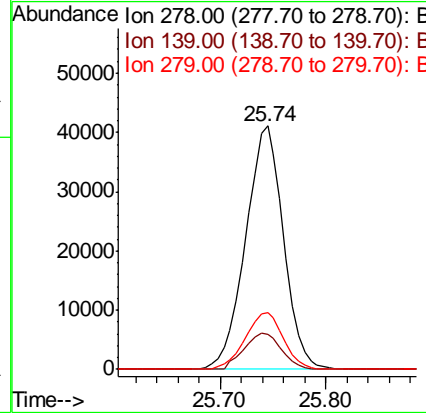
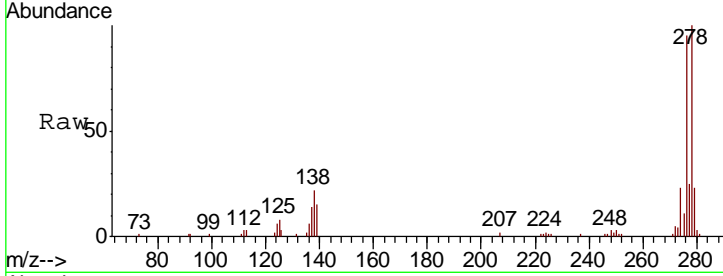




#91
 Dibenzo(a,h)anthracene
 Concen: 39.293 ng
 RT: 25.74 min Scan# 3869
 Delta R.T. -0.04 min
 Lab File: BN005114.D
 Acq: 09 Apr 2019 16:04

Instrument :
 BNA_N
 ClientSampled :
 SSTDCCC040

Tgt Ion	Resp	Lower	Upper
278	102313		
278	100		
139	14.5	11.8	17.8
279	23.2	19.3	28.9



#92
 Benzo(g,h,i)perylene
 Concen: 38.540 ng
 RT: 26.43 min Scan# 3985
 Delta R.T. -0.05 min
 Lab File: BN005114.D
 Acq: 09 Apr 2019 16:04

Tgt Ion	Resp	Lower	Upper
276	99245		
276	100		
277	24.0	19.5	29.3
138	18.9	16.2	24.2

