

Data Path : Z:\HPCHEM1\BNA N\DATA\BN050218\
 Data File : BN001064.D
 Acq On : 02 May 2018 11:25
 Operator : JU/SJ
 Sample : J2527-15MSD
 Misc :
 ALS Vial : 5 Sample Multiplier: 1

Instrument :
 BNA_N
 ClientSampleId :

Quant Time: May 03 07:36:15 2018
 Quant Method : Z:\HPCHEM1\BNA N\METHODS\SOM-EPA-BN042418MA.M
 Quant Title : SVOA CALIBRATION
 QLast Update : Thu May 03 07:35:09 2018
 Response via : Initial Calibration

Internal Standards	R.T.	QIon	Response	Conc	Units	Dev(Min)
1) 1,4-Dichlorobenzene-d4	7.62	152	106049	20.00	ng/ul	0.00
2) Naphthalene-d8	10.39	136	442535	20.00	ng/ul	0.00
6) Acenaphthene-d10	14.26	164	216354	20.00	ng/ul	0.00
12) Phenanthrene-d10	17.00	188	433564	20.00	ng/ul	0.00
17) Chrysene-d12	21.21	240	418306	20.00	ng/ul	0.00
22) Perylene-d12	23.41	264	441963	20.00	ng/ul	0.00

System Monitoring Compounds

7) Acenaphthylene-d8	13.95	160	434100	20.89	ng/ul	0.00
10) Fluorene-d10	15.25	176	295639	21.32	ng/ul	0.00
14) Anthracene-d10	17.10	188	435650	21.97	ng/ul	0.00
18) Pyrene-d10	19.41	212	458215	21.38	ng/ul	0.00
25) Benzo(a)pyrene-d12	23.27	264	489127	23.43	ng/ul	0.00

Target Compounds

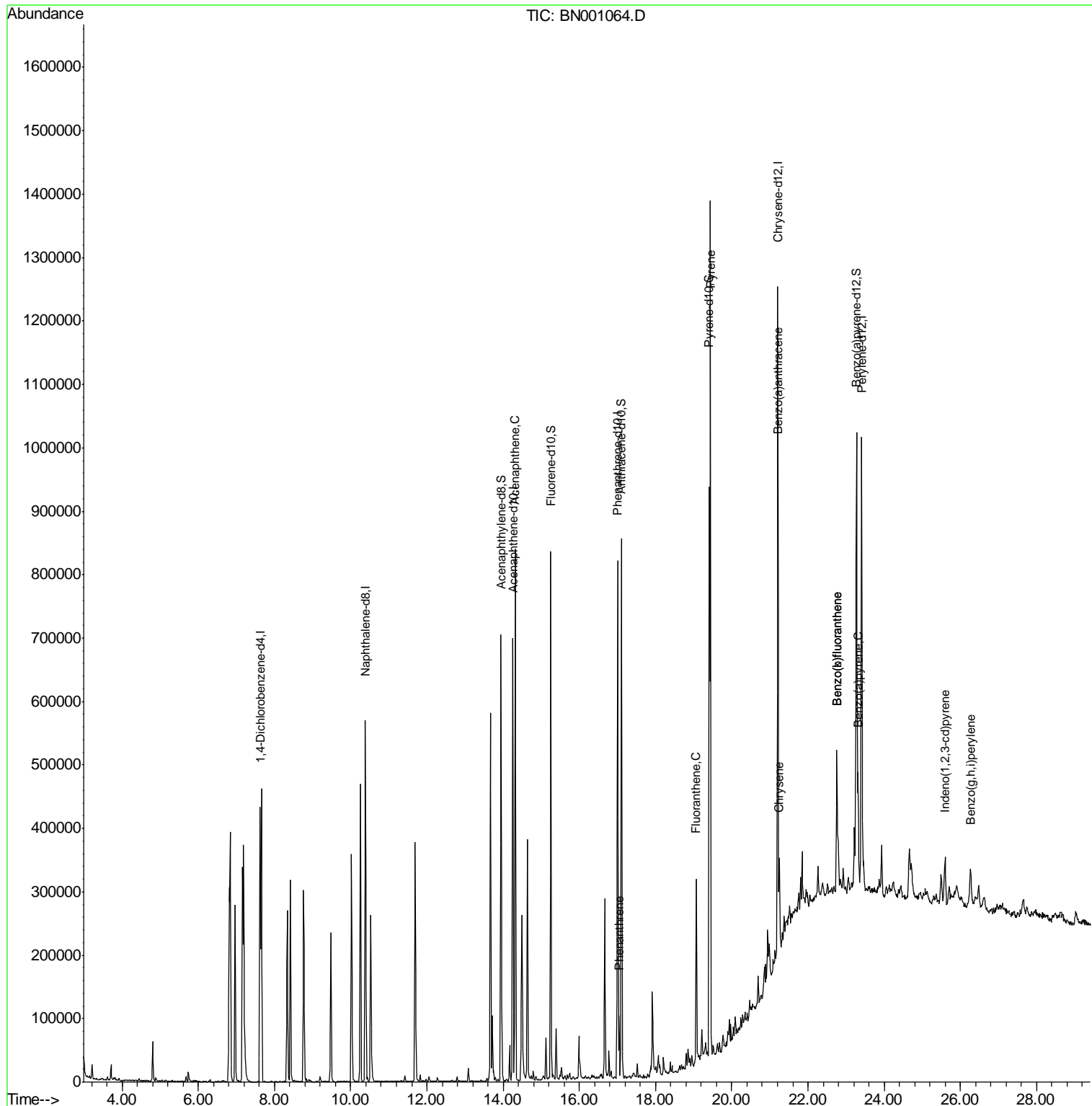
Target Compounds	R.T.	QIon	Response	Conc	Units	Ovalue
9) Acenaphthene	14.32	153	321377	22.618	ng/ul	95
13) Phenanthrene	17.05	178	53179	2.249	ng/ul	97
16) Fluoranthene	19.07	202	152353	6.350	ng/ul#	92
19) Pyrene	19.44	202	731344	27.219	ng/ul#	89
20) Benzo(a)anthracene	21.20	228	81114	3.244	ng/ul	94
21) Chrysene	21.25	228	75930	3.231	ng/ul	97
23) Benzo(b)fluoranthene	22.76	252	155954	6.209	ng/ul#	94
24) Benzo(k)fluoranthene	22.76	252	112794	4.589	ng/ul#	94
26) Benzo(a)pyrene	23.32	252	83051	3.460	ng/ul#	92
27) Indeno(1,2,3-cd)pyrene	25.60	276	61319	2.115	ng/ul#	90
29) Benzo(g,h,i)perylene	26.26	276	60515	2.496	ng/ul#	89

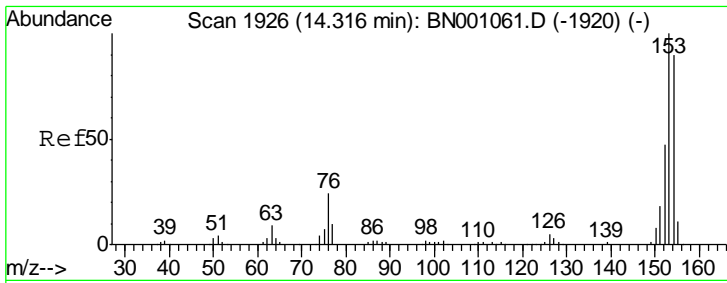
(#) = qualifier out of range (m) = manual integration (+) = signals summed

Data Path : Z:\HPCHEM1\BNA N\DATA\BN050218\
 Data File : BN001064.D
 Acq On : 02 May 2018 11:25
 Operator : JU/SJ
 Sample : J2527-15MSD
 Misc :
 ALS Vial : 5 Sample Multiplier: 1

Instrument :
 BNA_N
 ClientSampled :

Quant Time: May 03 07:36:15 2018
 Quant Method : Z:\HPCHEM1\BNA N\METHODS\SOM-EPA-BN042418MA.M
 Quant Title : SVOA CALIBRATION
 QLast Update : Thu May 03 07:35:09 2018
 Response via : Initial Calibration

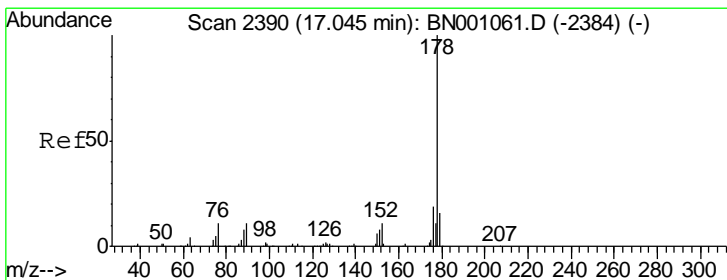
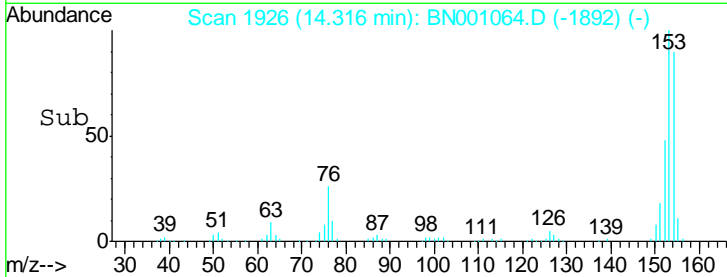
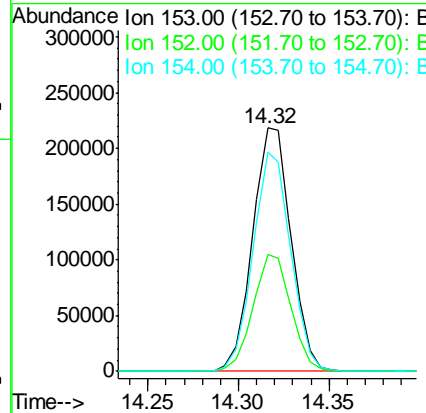
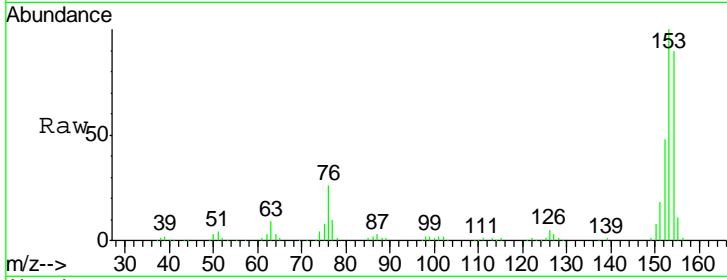




#9
 Acenaphthene
 Concen: 22.618 ng/ul
 RT: 14.32 min Scan# 1926
 Delta R.T. -0.00 min
 Lab File: BN001064.D
 Acq: 02 May 2018 11:25

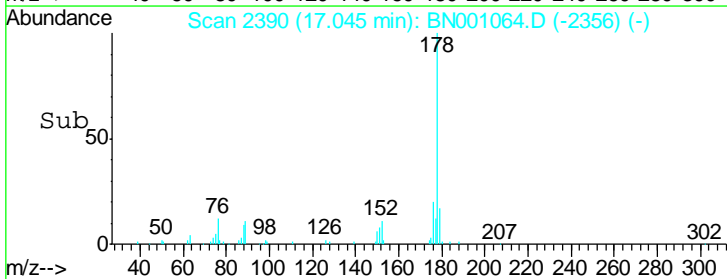
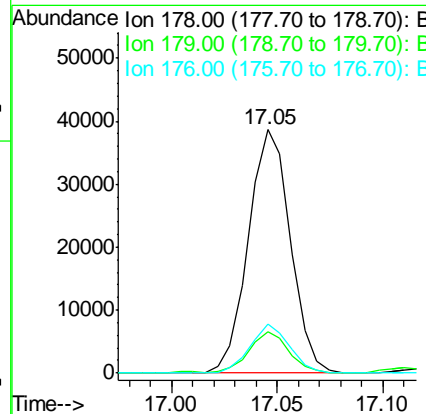
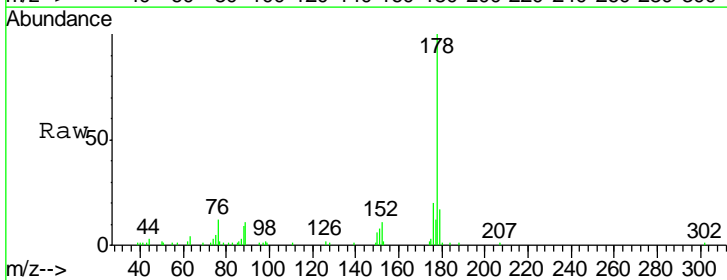
Instrument :
 BNA_N
 ClientSampled :

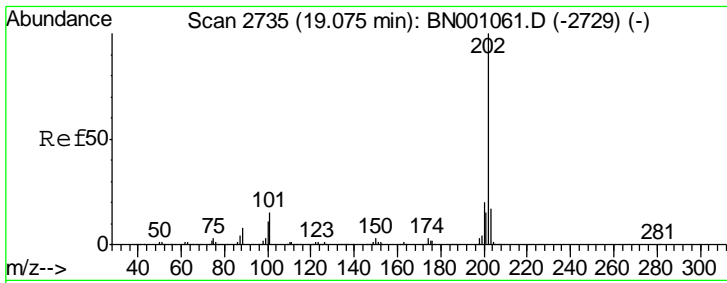
Tgt Ion	Resp	Lower	Upper
153	321377		
152	47.8	39.0	58.6
154	89.9	66.8	100.2



#13
 Phenanthrene
 Concen: 2.249 ng/ul
 RT: 17.05 min Scan# 2390
 Delta R.T. -0.00 min
 Lab File: BN001064.D
 Acq: 02 May 2018 11:25

Tgt Ion	Resp	Lower	Upper
178	53179		
179	16.9	12.3	18.5
176	19.9	15.1	22.7

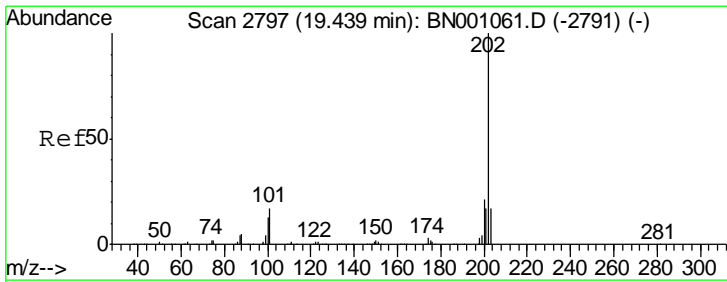
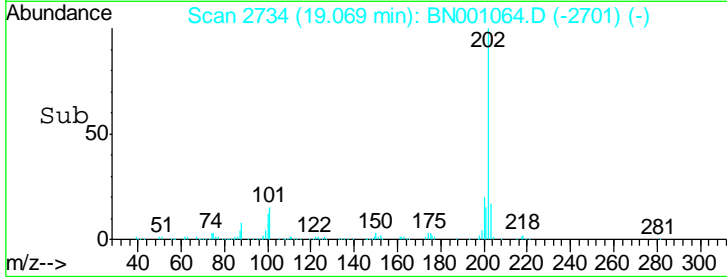
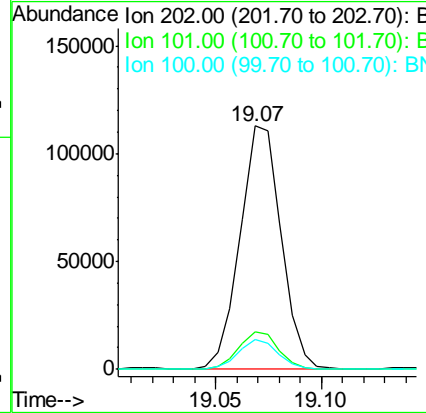
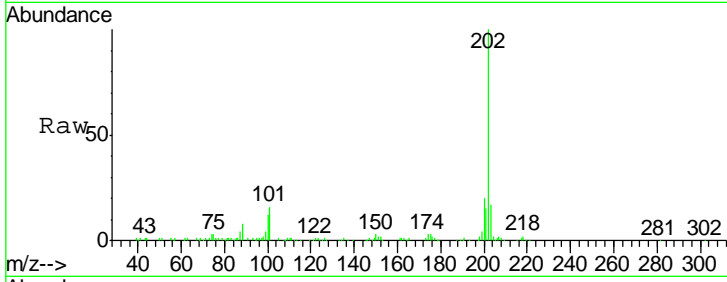




#16
 Fluoranthene
 Concen: 6.350 ng/ul
 RT: 19.07 min Scan# 2734
 Delta R.T. -0.01 min
 Lab File: BN001064.D
 Acq: 02 May 2018 11:25

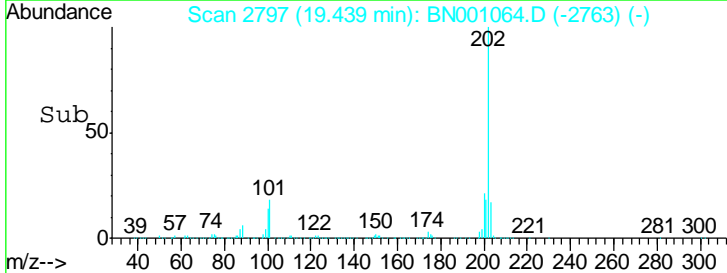
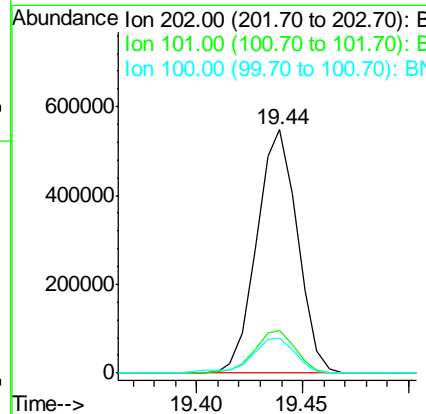
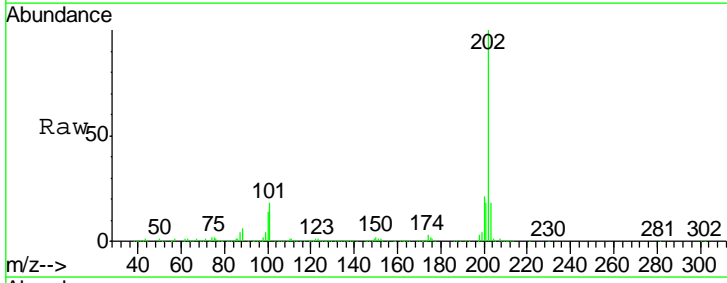
Instrument :
 BNA_N
 ClientSampled :

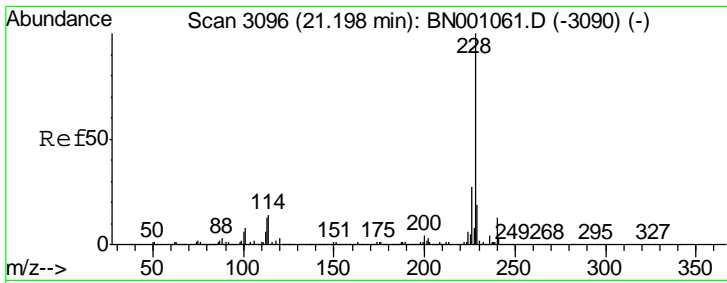
Tgt Ion	Resp	Lower	Upper
202	152353		
101	15.6	9.9	14.9#
100	12.3	7.4	11.0#



#19
 Pyrene
 Concen: 27.219 ng/ul
 RT: 19.44 min Scan# 2797
 Delta R.T. -0.00 min
 Lab File: BN001064.D
 Acq: 02 May 2018 11:25

Tgt Ion	Resp	Lower	Upper
202	731344		
101	17.7	11.0	16.4#
100	14.4	8.1	12.1#

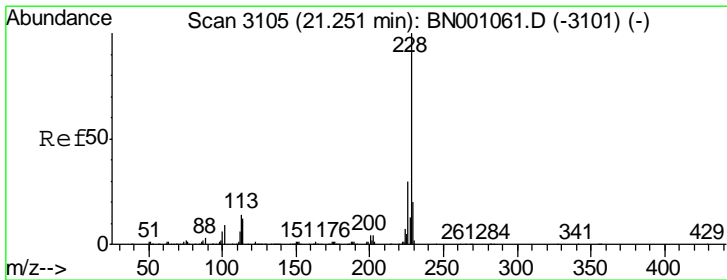
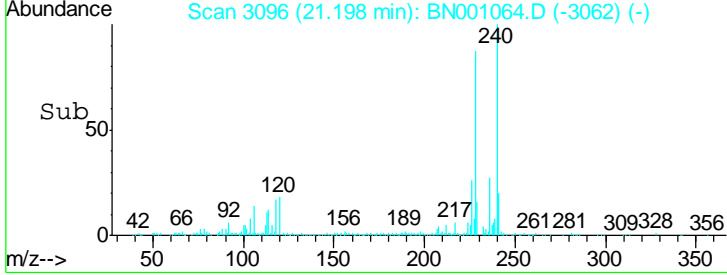
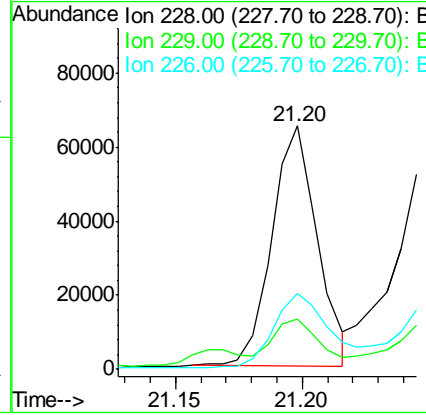
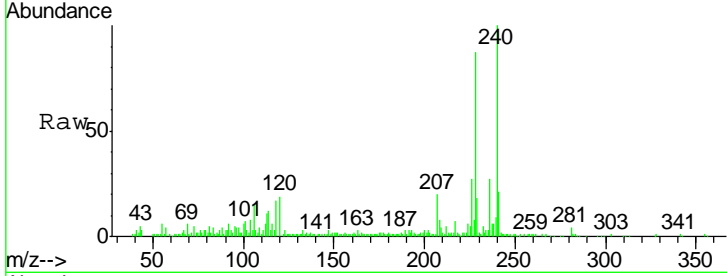




#20
 Benzo(a)anthracene
 Concen: 3.244 ng/ul
 RT: 21.20 min Scan# 3096
 Delta R.T. -0.00 min
 Lab File: BN001064.D
 Acq: 02 May 2018 11:25

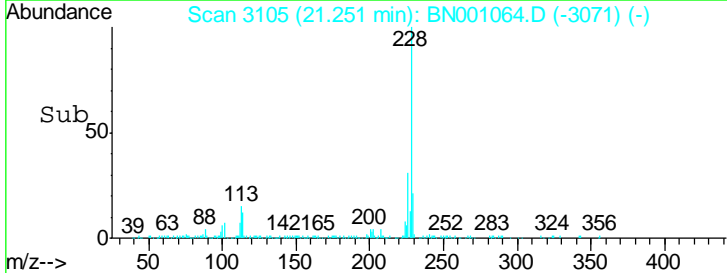
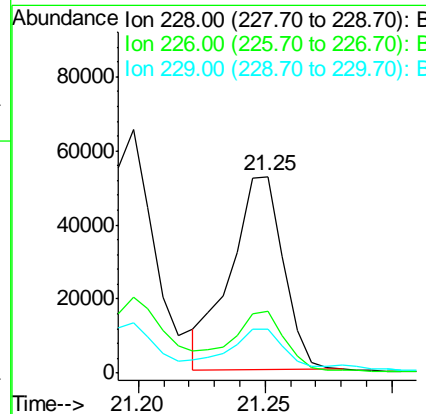
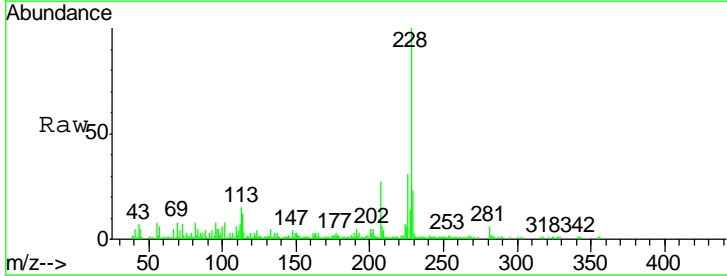
Instrument :
 BNA_N
 ClientSampled :

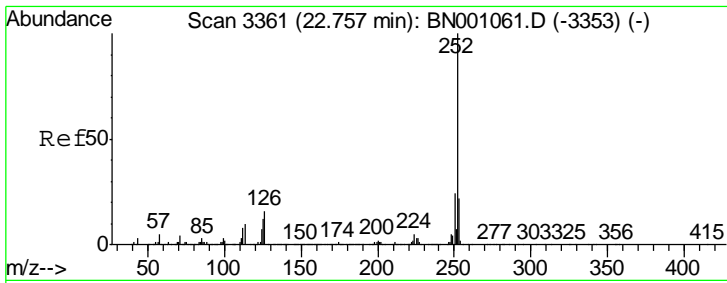
Tgt Ion	Resp	Lower	Upper
228	100		
229	20.5	15.7	23.5
226	31.1	21.1	31.7



#21
 Chrysene
 Concen: 3.231 ng/ul
 RT: 21.25 min Scan# 3105
 Delta R.T. -0.00 min
 Lab File: BN001064.D
 Acq: 02 May 2018 11:25

Tgt Ion	Resp	Lower	Upper
228	100		
226	31.4	24.5	36.7
229	22.5	15.8	23.8

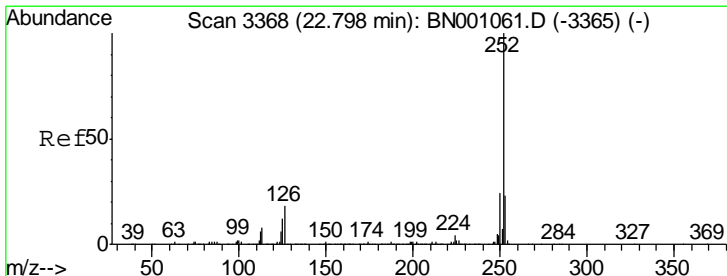
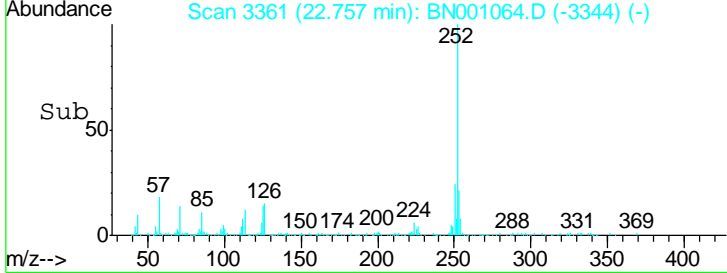
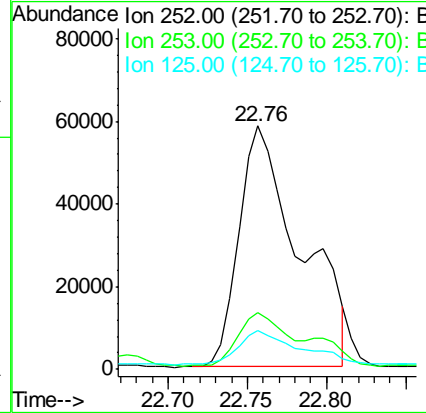
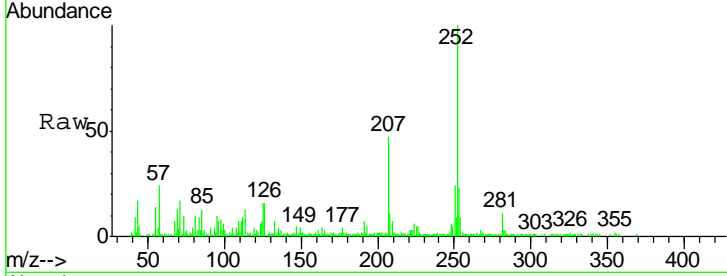




#23
 Benzo(b)fluoranthene
 Concen: 6.209 ng/ul
 RT: 22.76 min Scan# 3361
 Delta R.T. -0.00 min
 Lab File: BN001064.D
 Acq: 02 May 2018 11:25

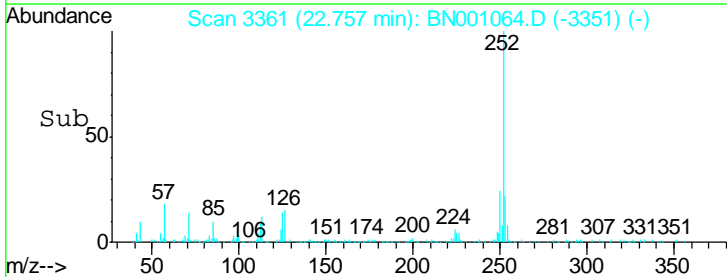
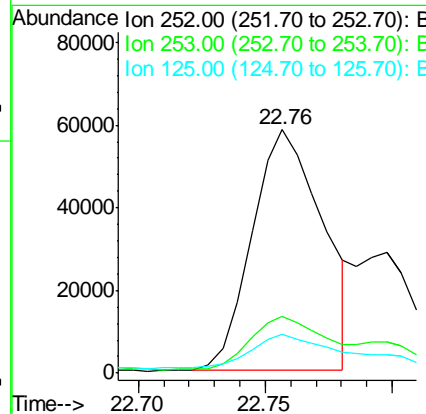
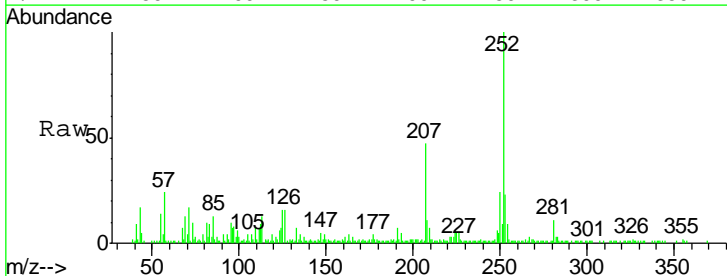
Instrument :
 BNA_N
 ClientSampled :

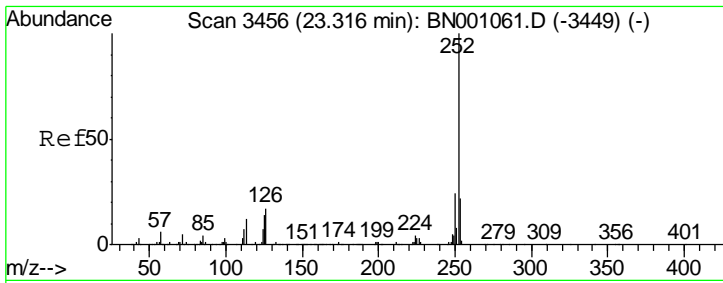
Tgt Ion	Resp	Lower	Upper
252	100		
253	23.4	18.0	27.0
125	15.9	8.0	12.0



#24
 Benzo(k)fluoranthene
 Concen: 4.589 ng/ul
 RT: 22.76 min Scan# 3361
 Delta R.T. -0.04 min
 Lab File: BN001064.D
 Acq: 02 May 2018 11:25

Tgt Ion	Resp	Lower	Upper
252	100		
253	23.4	18.0	27.0
125	15.9	8.1	12.1

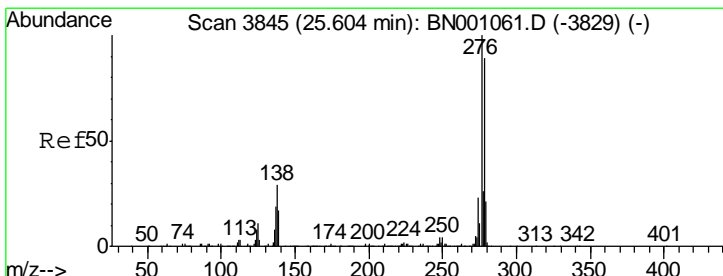
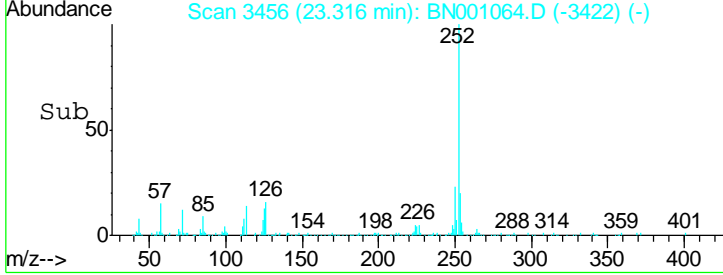
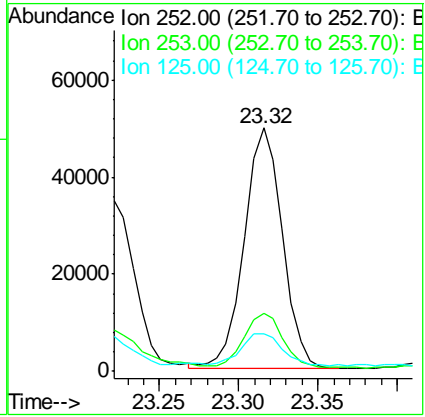
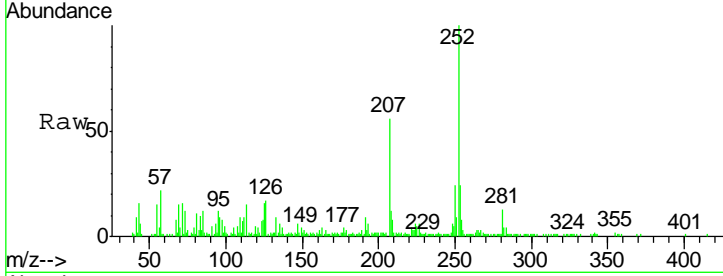




#26
 Benzo(a)pyrene
 Concen: 3.460 ng/ul
 RT: 23.32 min Scan# 3456
 Delta R.T. -0.00 min
 Lab File: BN001064.D
 Acq: 02 May 2018 11:25

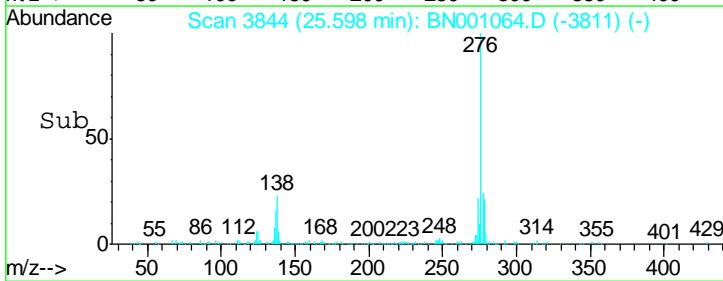
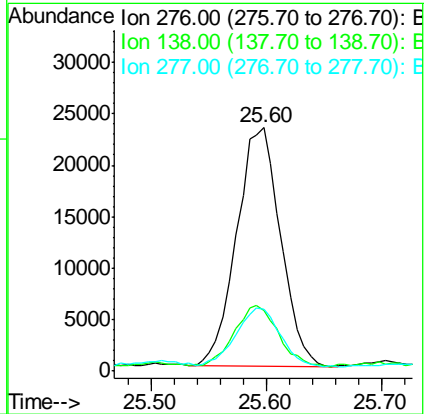
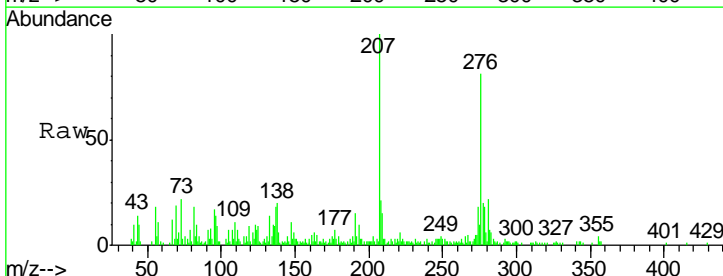
Instrument :
 BNA_N
 ClientSampled :

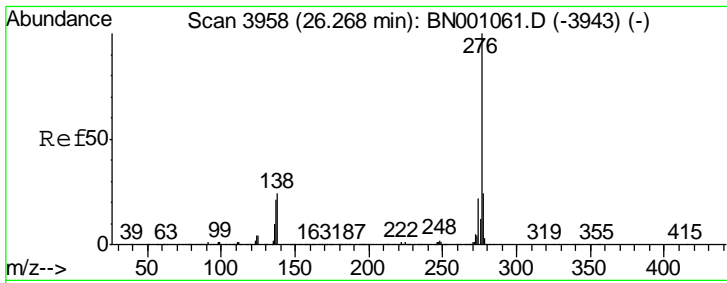
Tgt Ion	Resp	Lower	Upper
252	83051		
253	23.8	17.2	25.8
125	15.5	8.2	12.4#



#27
 Indeno(1,2,3-cd)pyrene
 Concen: 2.115 ng/ul
 RT: 25.60 min Scan# 3844
 Delta R.T. -0.01 min
 Lab File: BN001064.D
 Acq: 02 May 2018 11:25

Tgt Ion	Resp	Lower	Upper
276	61319		
138	25.0	14.4	21.6#
277	25.4	18.0	27.0





#29
 Benzo(a,h,i)perylene
 Concen: 2.496 ng/ul
 RT: 26.26 min Scan# 3957
 Delta R.T. -0.01 min
 Lab File: BN001064.D
 Acq: 02 May 2018 11:25

Instrument :
 BNA_N
 ClientSampled :

Tot Ion	Ion	Resp	Lower	Upper
60515	276	100		
22.9#	138	27.0	15.3	22.9#
28.4	277	26.4	19.0	28.4

