

Data Path : Z:\HPCHEM1\BNA N\DATA\BN050218\
 Data File : BN001077.D
 Acq On : 02 May 2018 18:59
 Operator : JU/SJ
 Sample : SSTDCCC020
 Misc :
 ALS Vial : 2 Sample Multiplier: 1

Instrument :
 BNA_N
 ClientSampled :

Quant Time: May 03 07:39:07 2018
 Quant Method : Z:\HPCHEM1\BNA N\METHODS\SOM-EPA-BN042418MA.M
 Quant Title : SVOA CALIBRATION
 QLast Update : Thu May 03 07:35:09 2018
 Response via : Initial Calibration

Internal Standards	R.T.	QIon	Response	Conc	Units	Dev(Min)
1) 1,4-Dichlorobenzene-d4	7.62	152	116750	20.00	ng/ul	0.00
2) Naphthalene-d8	10.39	136	482253	20.00	ng/ul	0.00
6) Acenaphthene-d10	14.25	164	231233	20.00	ng/ul	0.00
12) Phenanthrene-d10	17.00	188	427701	20.00	ng/ul	0.00
17) Chrysene-d12	21.22	240	389529	20.00	ng/ul	0.00
22) Perylene-d12	23.41	264	411954	20.00	ng/ul	0.00

System Monitoring Compounds

7) Acenaphthylene-d8	13.95	160	464385	20.91	ng/ul	0.00
10) Fluorene-d10	15.25	176	293676	19.81	ng/ul	0.00
14) Anthracene-d10	17.10	188	405847	20.75	ng/ul	0.00
18) Pyrene-d10	19.41	212	401193	20.10	ng/ul	0.00
25) Benzo(a)pyrene-d12	23.27	264	398891	20.50	ng/ul	0.00

Target Compounds

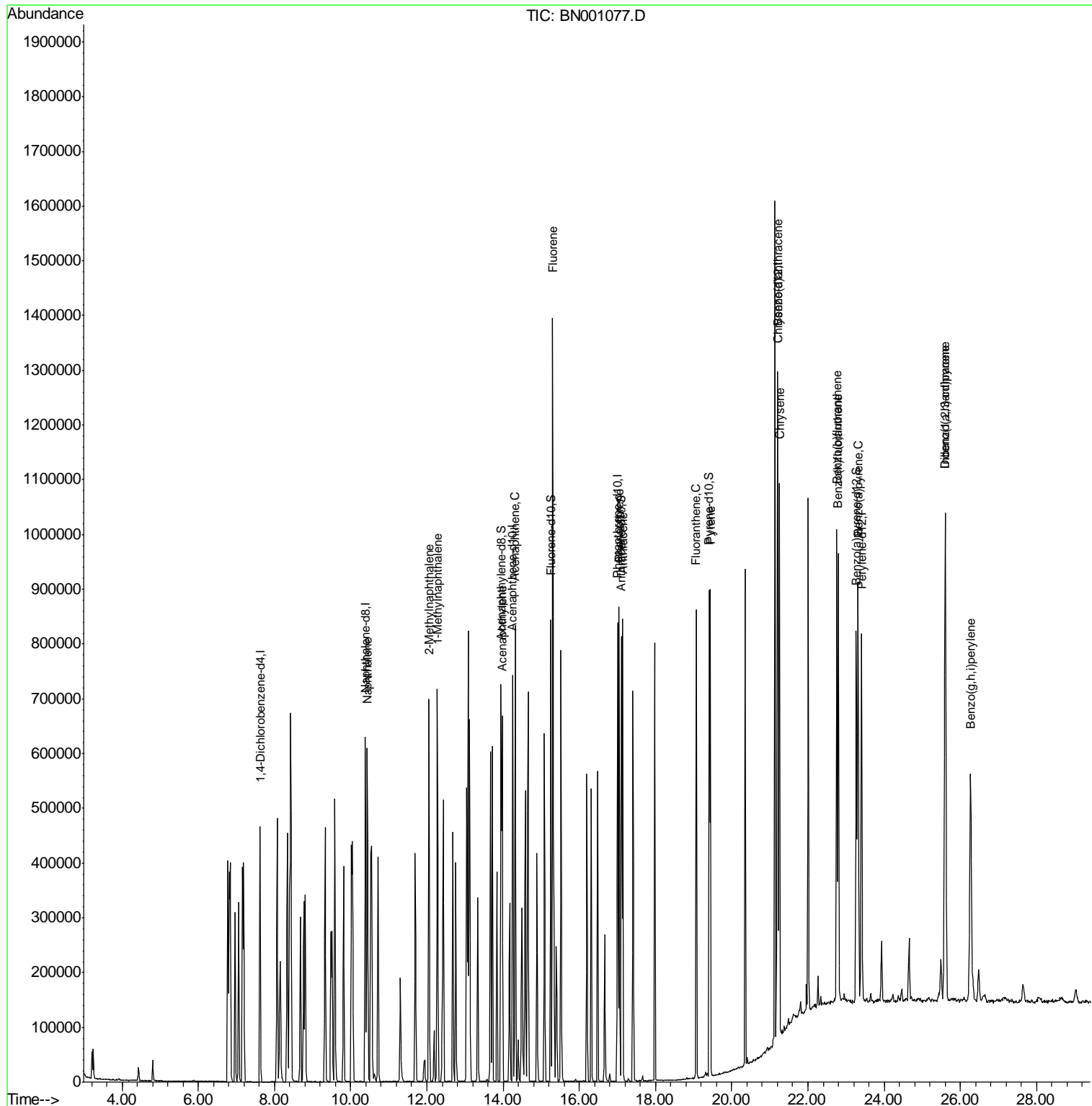
Target Compounds	R.T.	QIon	Response	Conc	Units	Ovalue
3) Naphthalene	10.44	128	486218	20.005	ng/ul	99
4) 2-Methylnaphthalene	12.05	142	316902	19.542	ng/ul	97
5) 1-Methylnaphthalene	12.27	142	308768	19.413	ng/ul#	94
8) Acenaphthylene	13.97	152	451485	20.541	ng/ul	99
9) Acenaphthene	14.32	153	308027	20.283	ng/ul	96
11) Fluorene	15.31	166	324406	20.067	ng/ul	93
13) Phenanthrene	17.05	178	469056	20.108	ng/ul	100
15) Anthracene	17.14	178	474758	20.291	ng/ul	99
16) Fluoranthene	19.07	202	488671	20.648	ng/ul#	95
19) Pyrene	19.44	202	489957	19.583	ng/ul#	91
20) Benzo(a)anthracene	21.20	228	475903	20.438	ng/ul	99
21) Chrysene	21.25	228	443329	20.257	ng/ul	98
23) Benzo(b)fluoranthene	22.76	252	464466	19.839	ng/ul#	97
24) Benzo(k)fluoranthene	22.80	252	437778	19.110	ng/ul#	97
26) Benzo(a)pyrene	23.32	252	457303	20.439	ng/ul#	96
27) Indeno(1,2,3-cd)pyrene	25.60	276	548178	20.285	ng/ul#	83
28) Dibenzo(a,h)anthracene	25.61	278	457263	20.302	ng/ul#	96
29) Benzo(a,h,i)perylene	26.26	276	454962	20.129	ng/ul#	93

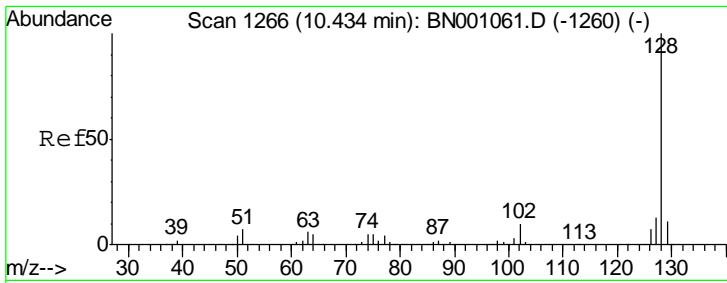
(#) = qualifier out of range (m) = manual integration (+) = signals summed

Data Path : Z:\HPCHEM1\BNA N\DATA\BN050218\
 Data File : BN001077.D
 Acq On : 02 May 2018 18:59
 Operator : JU/SJ
 Sample : SSTDCCC020
 Misc :
 ALS Vial : 2 Sample Multiplier: 1

Instrument :
 BNA_N
 Client Sampled :

Quant Time: May 03 07:39:07 2018
 Quant Method : Z:\HPCHEM1\BNA N\METHODS\SOM-EPA-BN042418MA.M
 Quant Title : SVOA CALIBRATION
 QLast Update : Thu May 03 07:35:09 2018
 Response via : Initial Calibration

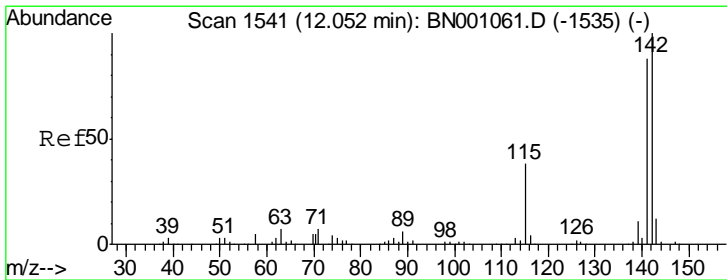
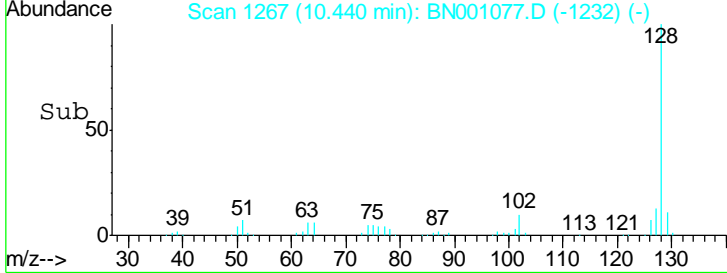
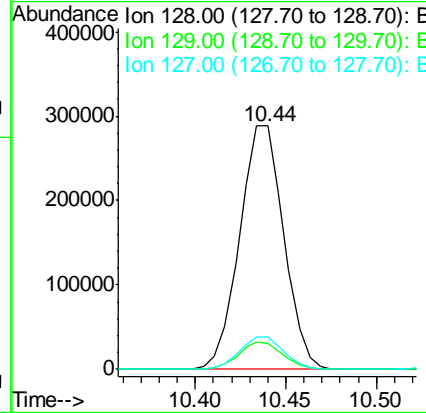
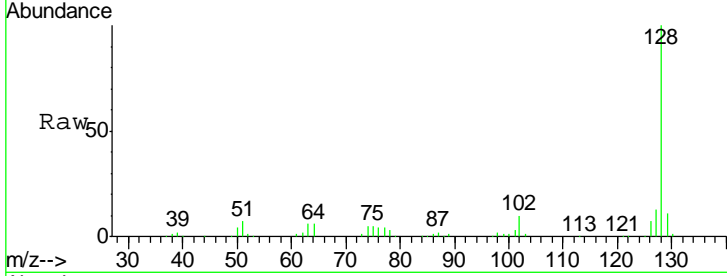




#3
 Naphthalene
 Concen: 20.005 ng/ul
 RT: 10.44 min Scan# 1267
 Delta R.T. 0.01 min
 Lab File: BN001077.D
 Acq: 02 May 2018 18:59

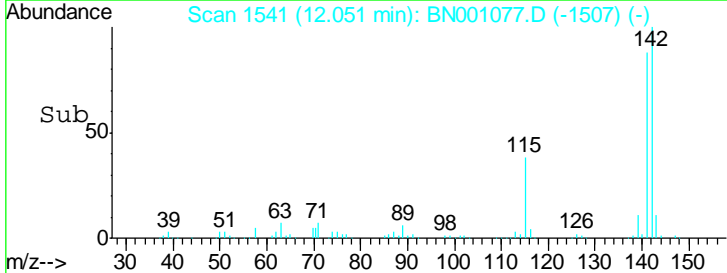
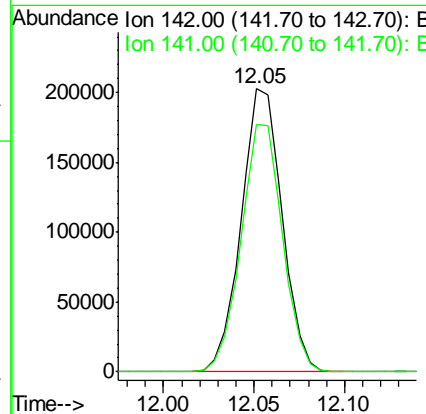
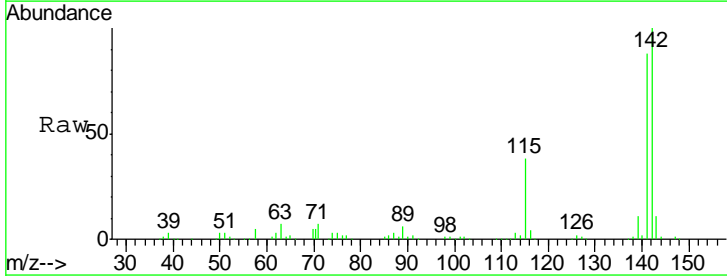
Instrument :
 BNA_N
 ClientSampled :

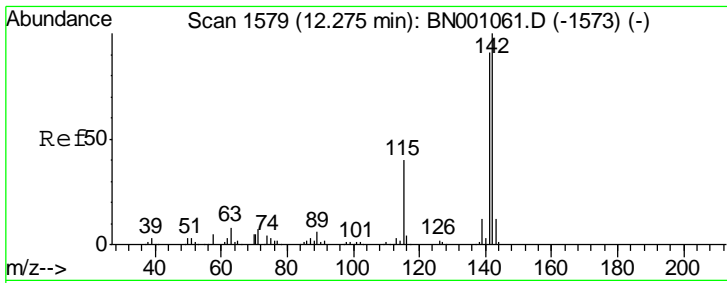
Tgt Ion	Resp	Lower	Upper
128	486218		
129	10.7	8.7	13.1
127	13.1	10.6	16.0



#4
 2-Methylnaphthalene
 Concen: 19.542 ng/ul
 RT: 12.05 min Scan# 1541
 Delta R.T. -0.00 min
 Lab File: BN001077.D
 Acq: 02 May 2018 18:59

Tgt Ion	Resp	Lower	Upper
142	316902		
141	87.6	72.7	109.1

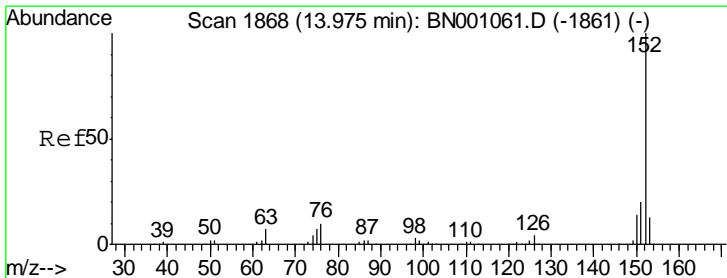
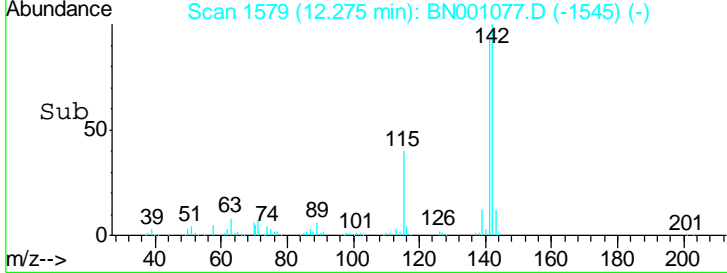
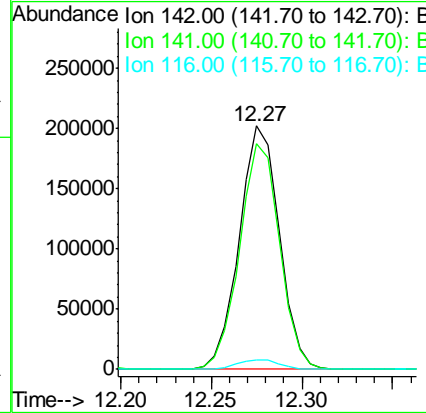
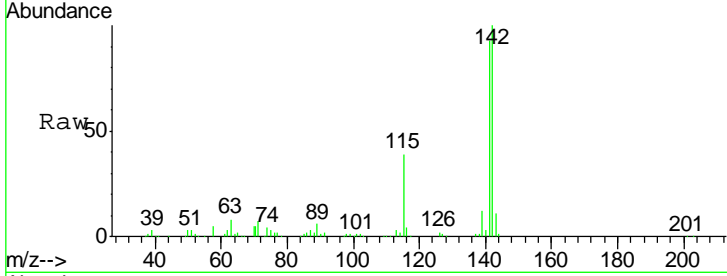




#5
 1-Methylnaphthalene
 Concen: 19.413 ng/ul
 RT: 12.27 min Scan# 1579
 Delta R.T. -0.00 min
 Lab File: BN001077.D
 Acq: 02 May 2018 18:59

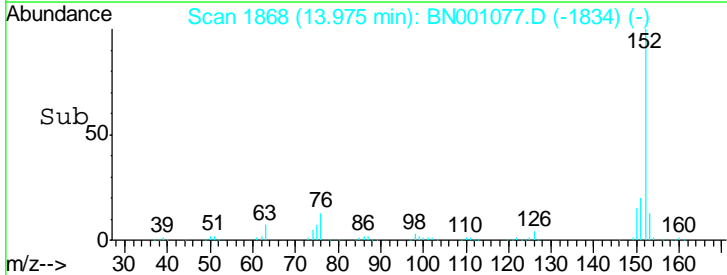
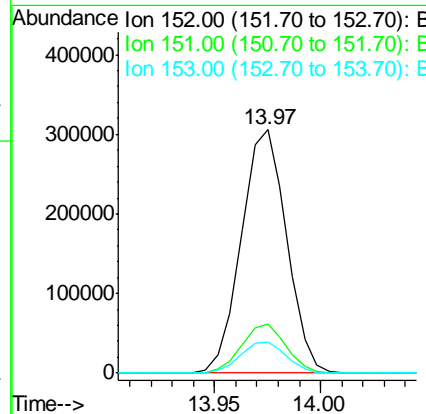
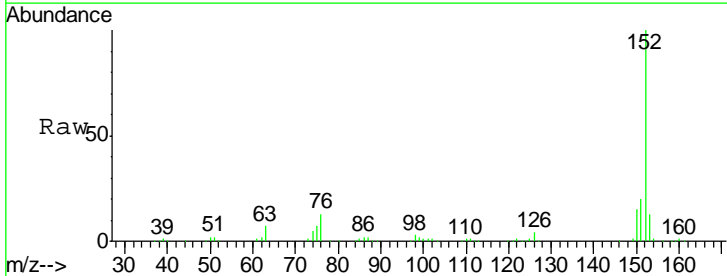
Instrument :
 BNA_N
 ClientSampleID :

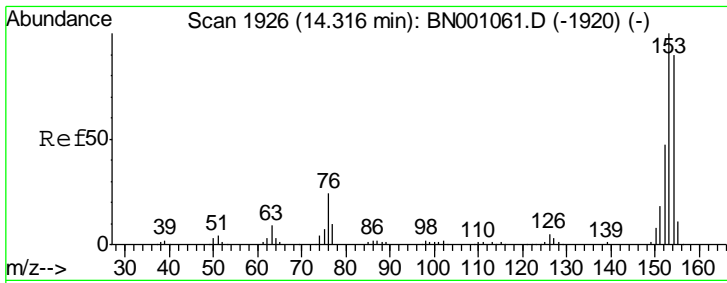
Tgt Ion	Resp	Lower	Upper
142	100		
141	92.8	79.3	118.9
116	4.1	4.2	6.2



#8
 Acenaphthylene
 Concen: 20.541 ng/ul
 RT: 13.97 min Scan# 1868
 Delta R.T. -0.00 min
 Lab File: BN001077.D
 Acq: 02 May 2018 18:59

Tgt Ion	Resp	Lower	Upper
152	100		
151	20.2	16.7	25.1
153	12.9	10.2	15.4

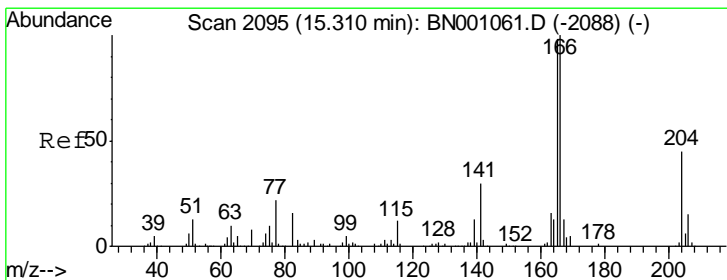
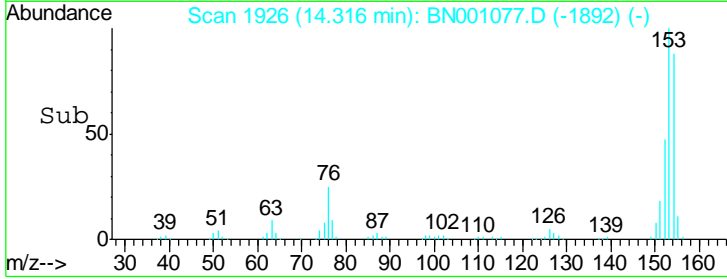
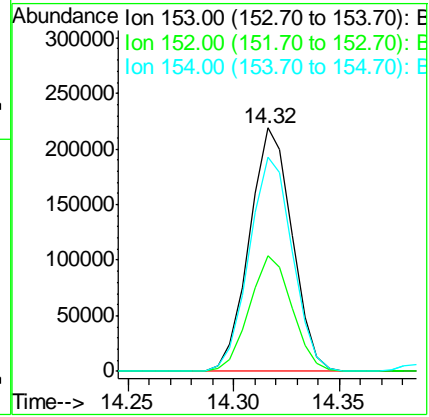
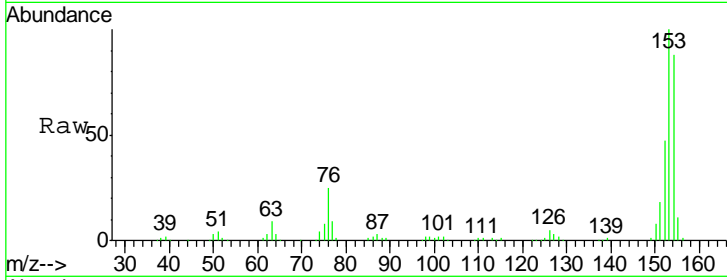




#9
 Acenaphthene
 Concen: 20.283 ng/ul
 RT: 14.32 min Scan# 1926
 Delta R.T. -0.00 min
 Lab File: BN001077.D
 Acq: 02 May 2018 18:59

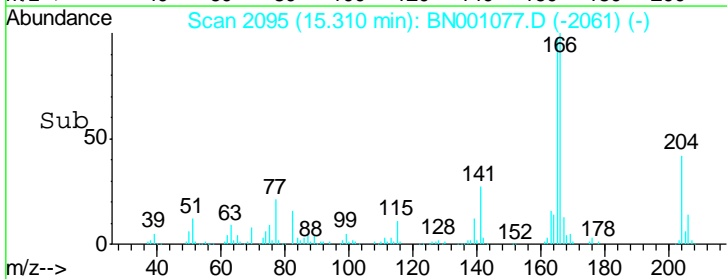
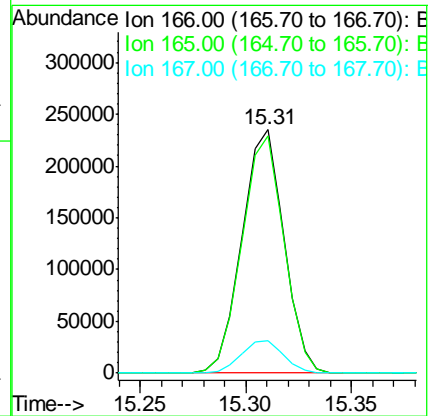
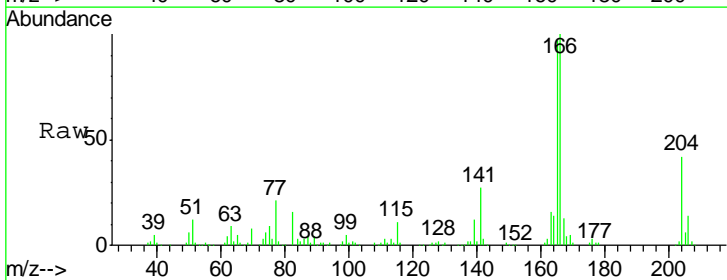
Instrument :
 BNA_N
 ClientSampled :

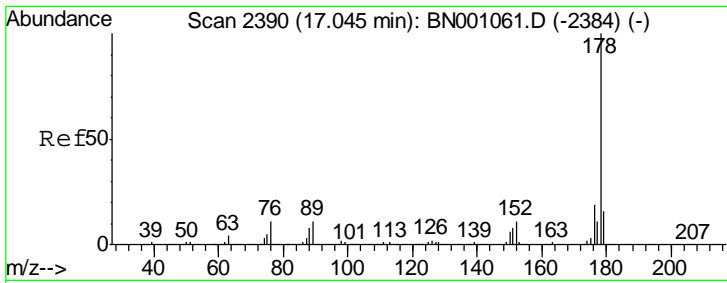
Tgt Ion	Resp	Lower	Upper
153	100		
152	47.3	39.0	58.6
154	88.1	66.8	100.2



#11
 Fluorene
 Concen: 20.067 ng/ul
 RT: 15.31 min Scan# 2095
 Delta R.T. -0.00 min
 Lab File: BN001077.D
 Acq: 02 May 2018 18:59

Tgt Ion	Resp	Lower	Upper
166	100		
165	97.4	83.8	125.8
167	13.5	11.5	17.3

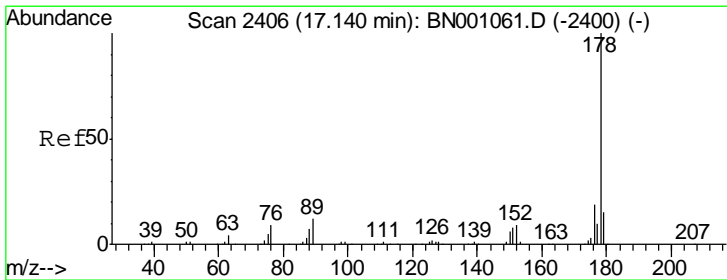
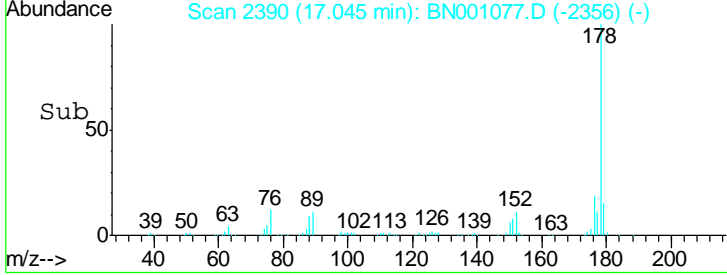
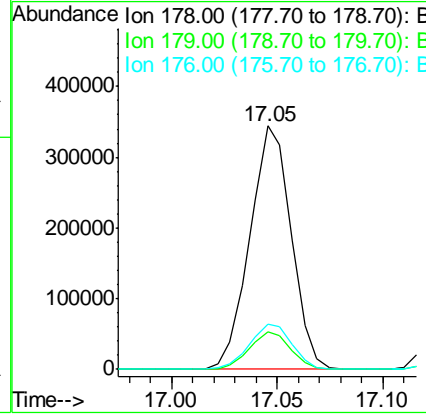
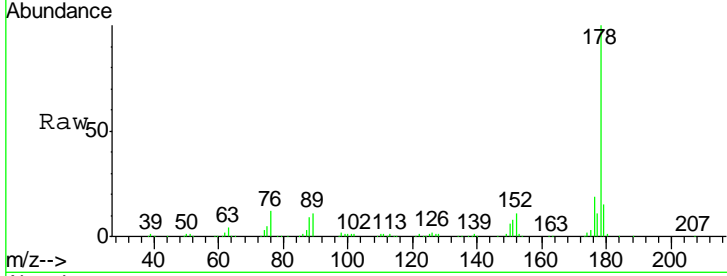




#13
 Phenanthrene
 Concen: 20.108 ng/ul
 RT: 17.05 min Scan# 2390
 Delta R.T. -0.00 min
 Lab File: BN001077.D
 Acq: 02 May 2018 18:59

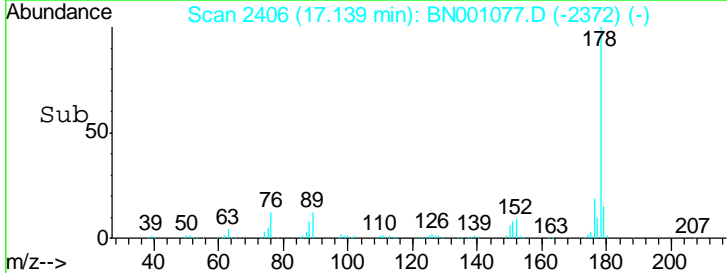
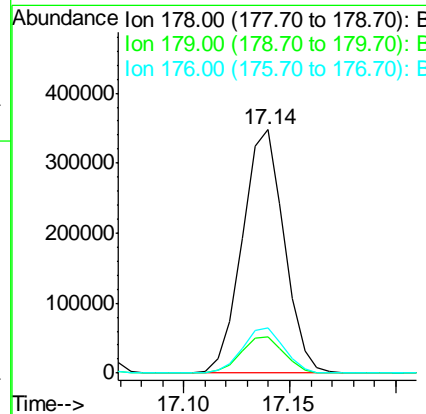
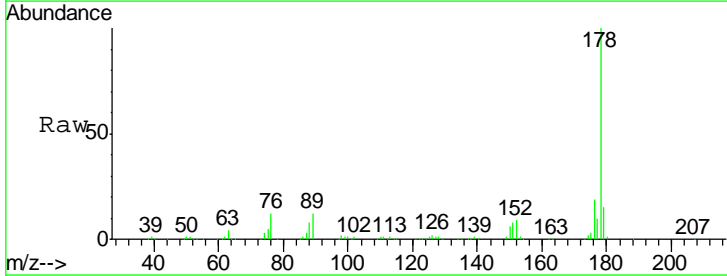
Instrument :
 BNA_N
 ClientSampled :

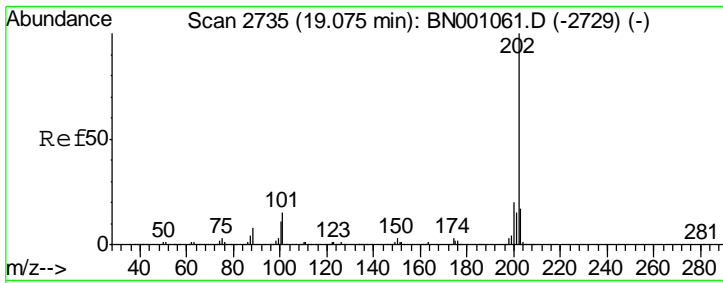
Tgt Ion	Resp	Lower	Upper
178	469056		
179	15.3	12.3	18.5
176	18.6	15.1	22.7



#15
 Anthracene
 Concen: 20.291 ng/ul
 RT: 17.14 min Scan# 2406
 Delta R.T. -0.00 min
 Lab File: BN001077.D
 Acq: 02 May 2018 18:59

Tgt Ion	Resp	Lower	Upper
178	474758		
179	15.1	11.8	17.8
176	18.6	15.2	22.8

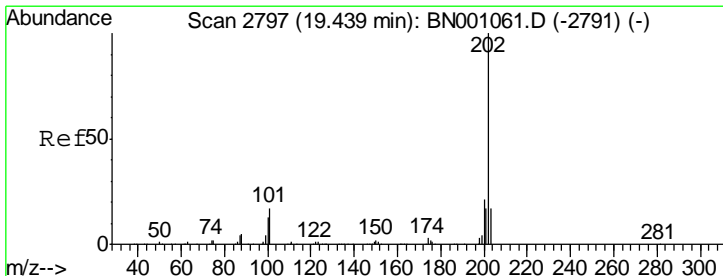
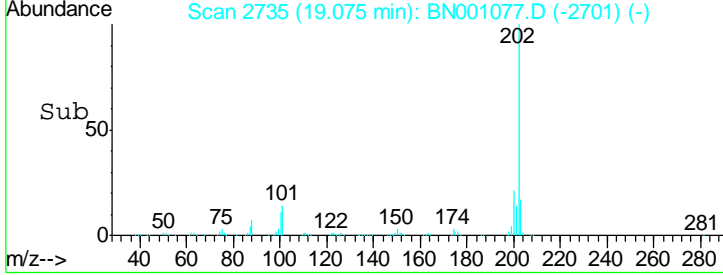
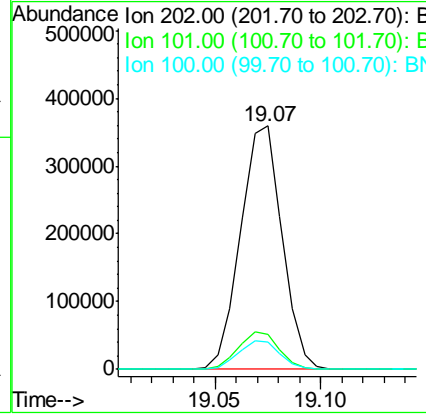
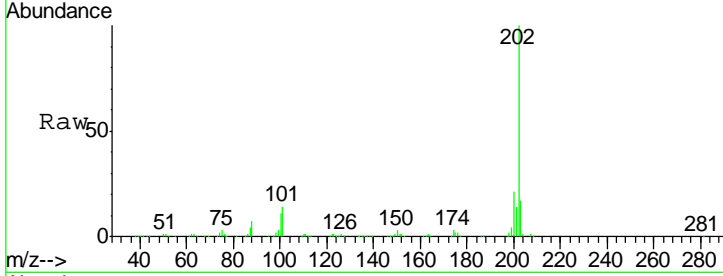




#16
 Fluoranthene
 Concen: 20.648 ng/ul
 RT: 19.07 min Scan# 2735
 Delta R.T. -0.00 min
 Lab File: BN001077.D
 Acq: 02 May 2018 18:59

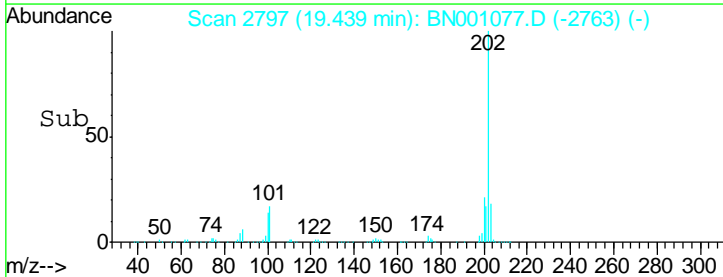
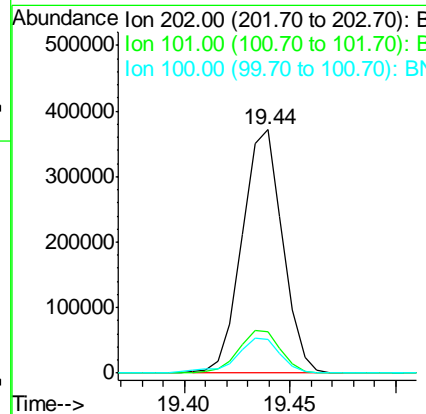
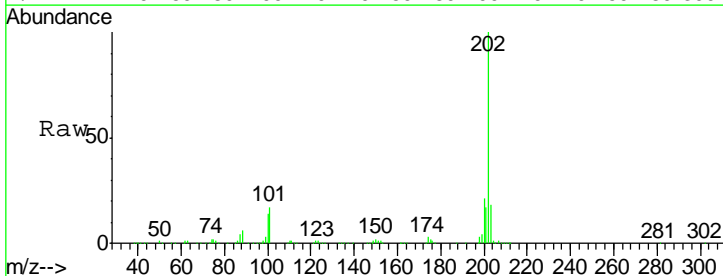
Instrument :
 BNA_N
 ClientSampled :

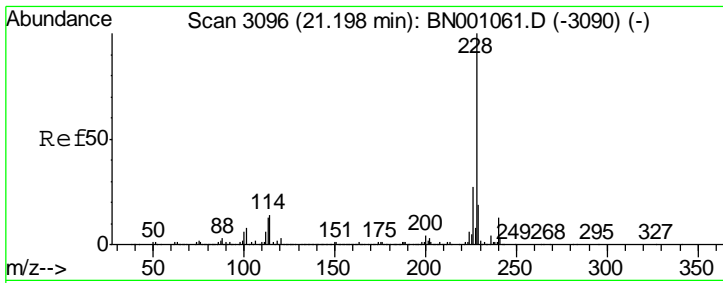
Tgt Ion	Resp	Lower	Upper
202	488671		
101	14.4	9.9	14.9
100	11.2	7.4	11.0



#19
 Pyrene
 Concen: 19.583 ng/ul
 RT: 19.44 min Scan# 2797
 Delta R.T. -0.00 min
 Lab File: BN001077.D
 Acq: 02 May 2018 18:59

Tgt Ion	Resp	Lower	Upper
202	489957		
101	16.8	11.0	16.4
100	13.7	8.1	12.1

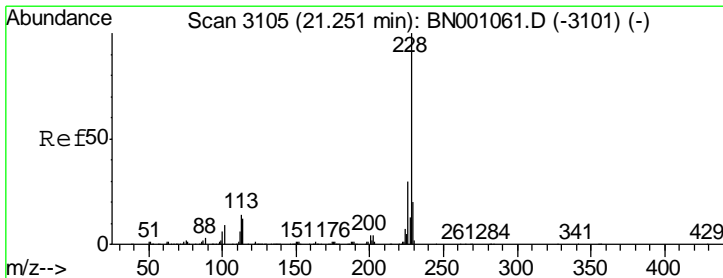
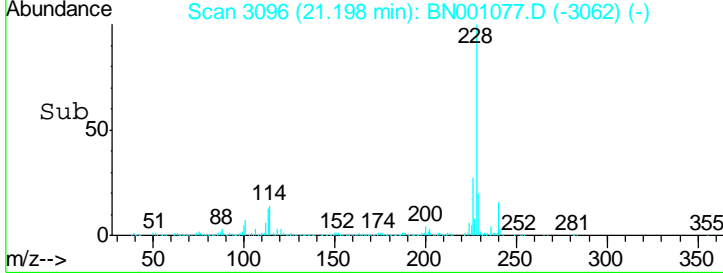
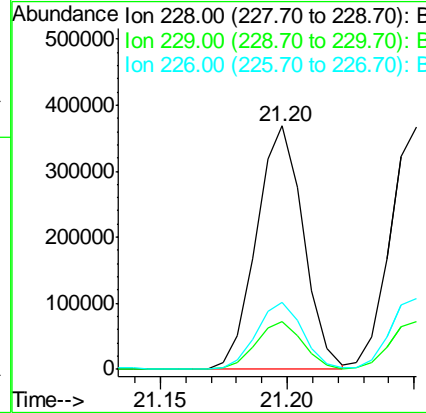
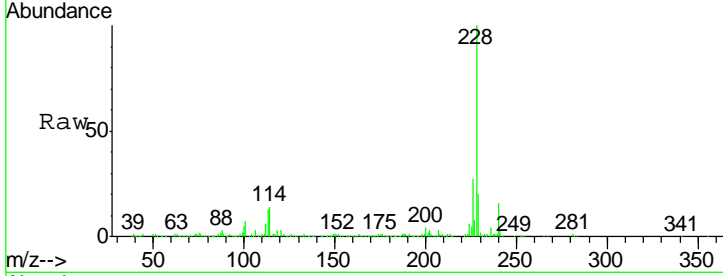




#20
 Benzo(a)anthracene
 Concen: 20.438 ng/ul
 RT: 21.20 min Scan# 3096
 Delta R.T. -0.00 min
 Lab File: BN001077.D
 Acq: 02 May 2018 18:59

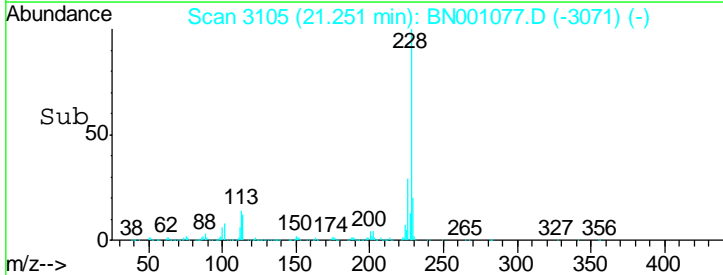
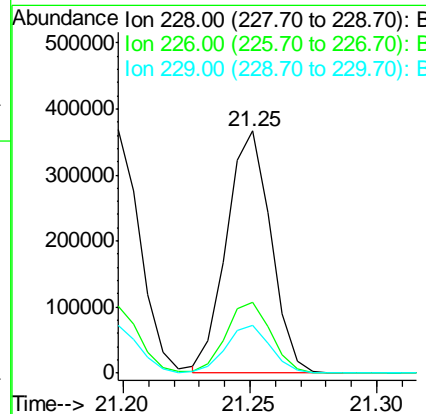
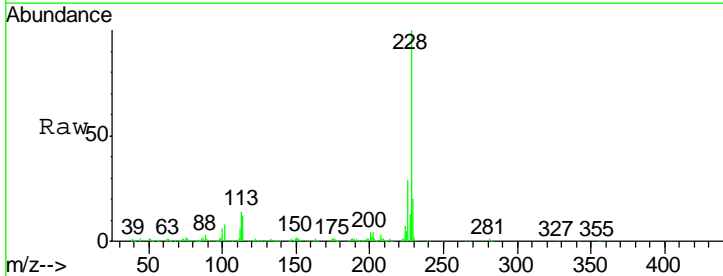
Instrument :
 BNA_N
 ClientSampled :

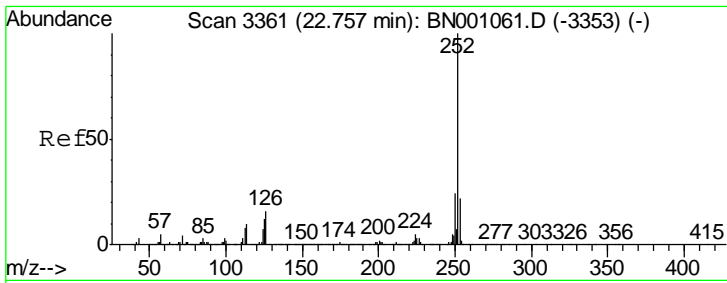
Tgt Ion	Resp	Lower	Upper
228	475903		
229	19.6	15.7	23.5
226	27.3	21.1	31.7



#21
 Chrysene
 Concen: 20.257 ng/ul
 RT: 21.25 min Scan# 3105
 Delta R.T. -0.00 min
 Lab File: BN001077.D
 Acq: 02 May 2018 18:59

Tgt Ion	Resp	Lower	Upper
228	443329		
226	29.3	24.5	36.7
229	19.5	15.8	23.8

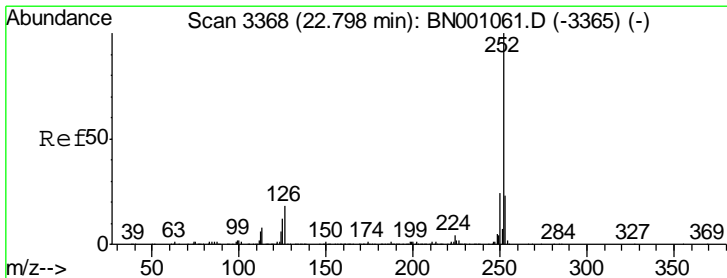
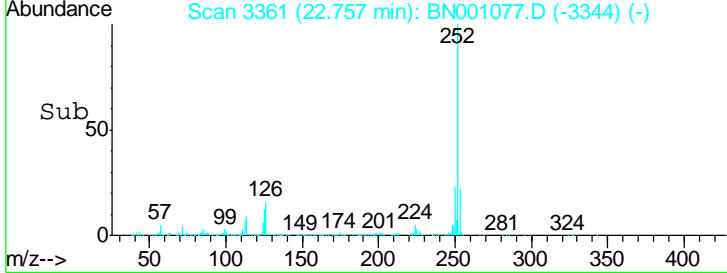
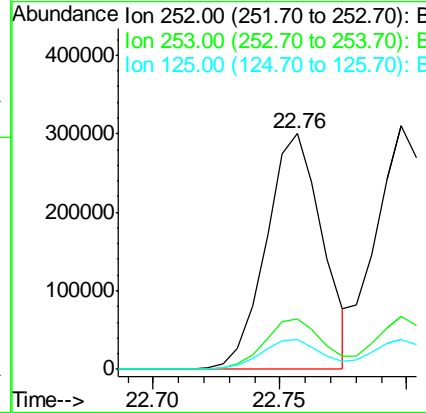
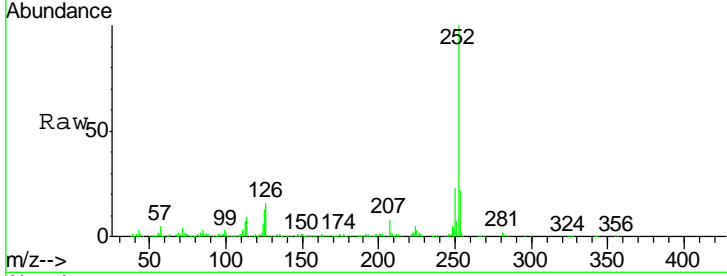




#23
 Benzo(b)fluoranthene
 Concen: 19.839 ng/ul
 RT: 22.76 min Scan# 3361
 Delta R.T. -0.00 min
 Lab File: BN001077.D
 Acq: 02 May 2018 18:59

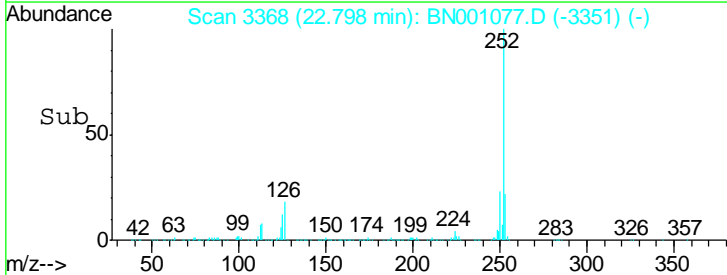
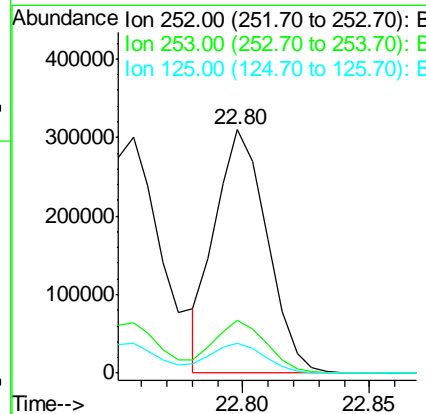
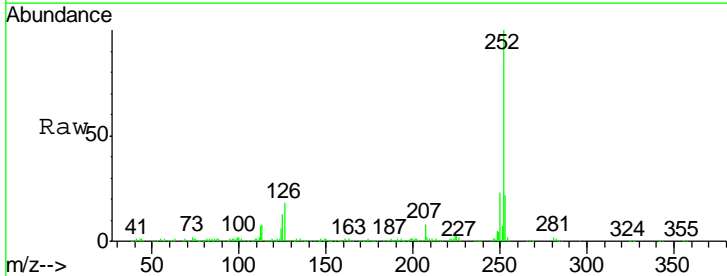
Instrument :
 BNA_N
 ClientSampled :

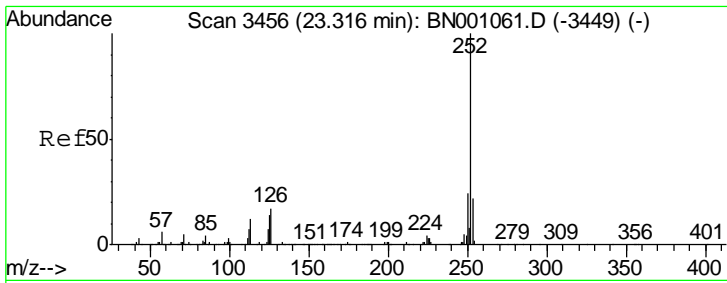
Tgt Ion	Resp	Lower	Upper
252	100		
253	21.6	18.0	27.0
125	12.5	8.0	12.0



#24
 Benzo(k)fluoranthene
 Concen: 19.110 ng/ul
 RT: 22.80 min Scan# 3368
 Delta R.T. -0.00 min
 Lab File: BN001077.D
 Acq: 02 May 2018 18:59

Tgt Ion	Resp	Lower	Upper
252	100		
253	22.0	18.0	27.0
125	12.5	8.1	12.1

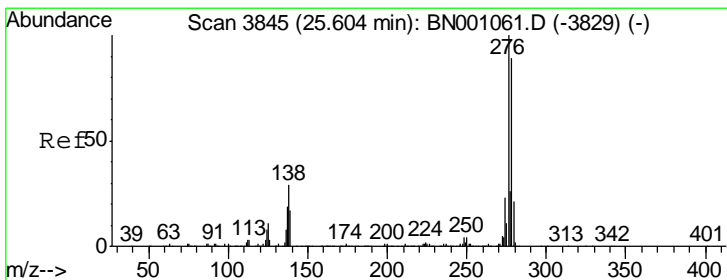
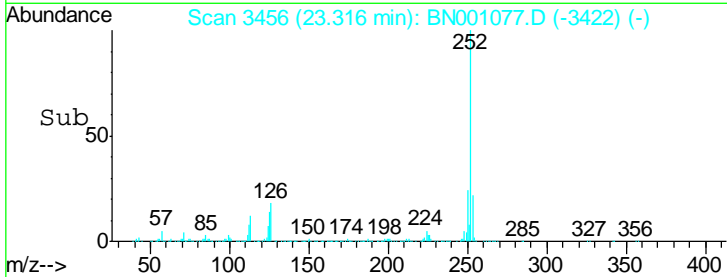
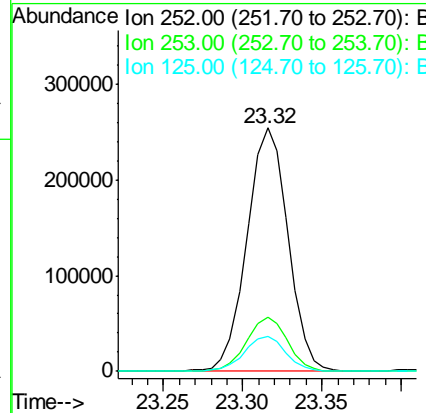
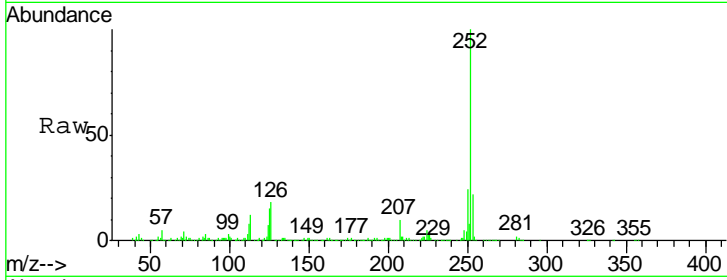




#26
 Benzo(a)pyrene
 Concen: 20.439 ng/ul
 RT: 23.32 min Scan# 3456
 Delta R.T. -0.00 min
 Lab File: BN001077.D
 Acq: 02 May 2018 18:59

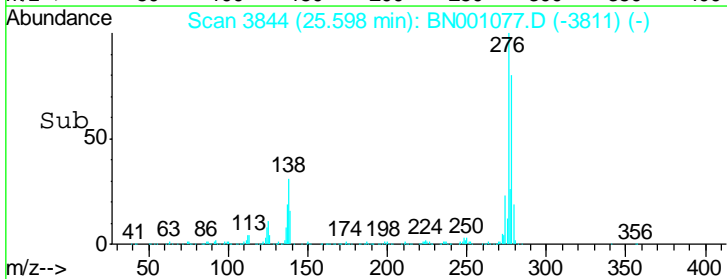
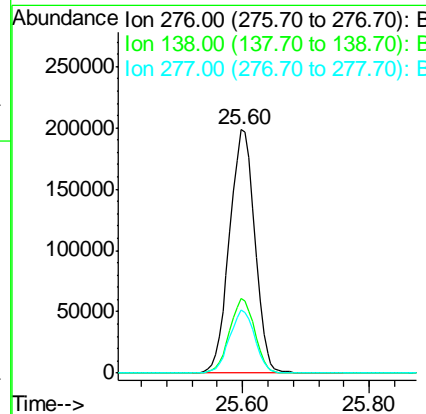
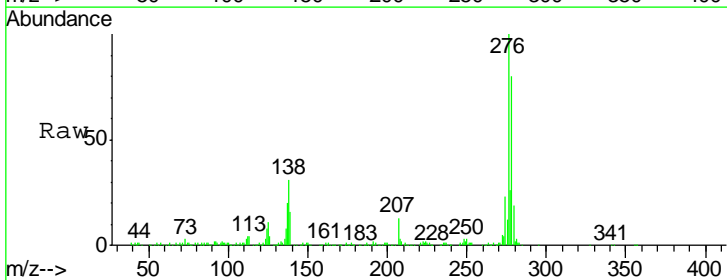
Instrument :
 BNA_N
 ClientSampled :

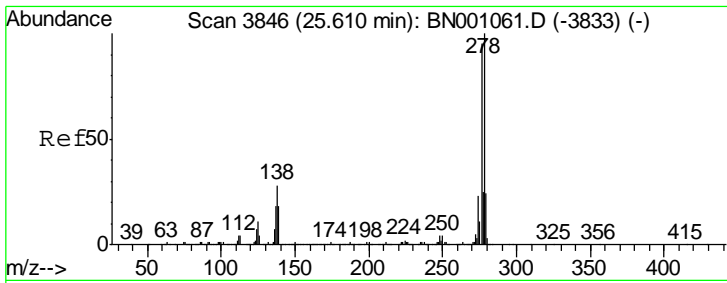
Tgt Ion	Resp	Lower	Upper
252	457303		
253	100	17.2	25.8
125	14.5	8.2	12.4#



#27
 Indeno(1,2,3-cd)pyrene
 Concen: 20.285 ng/ul
 RT: 25.60 min Scan# 3844
 Delta R.T. -0.01 min
 Lab File: BN001077.D
 Acq: 02 May 2018 18:59

Tgt Ion	Resp	Lower	Upper
276	548178		
138	100	14.4	21.6#
277	30.6	18.0	27.0

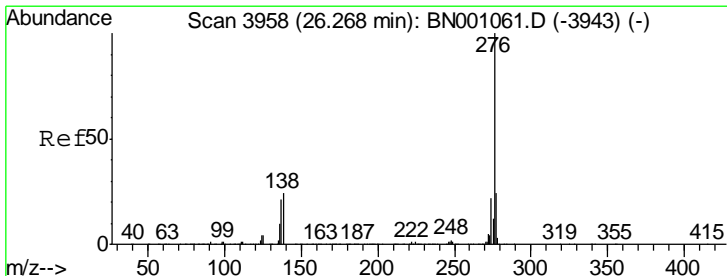
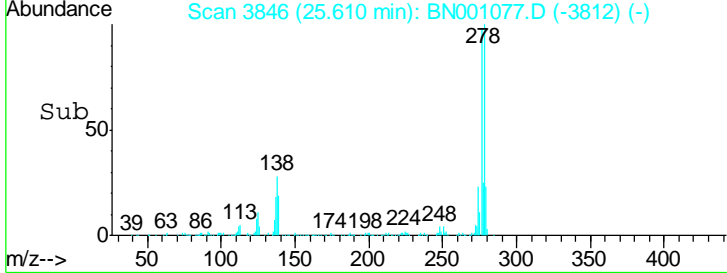
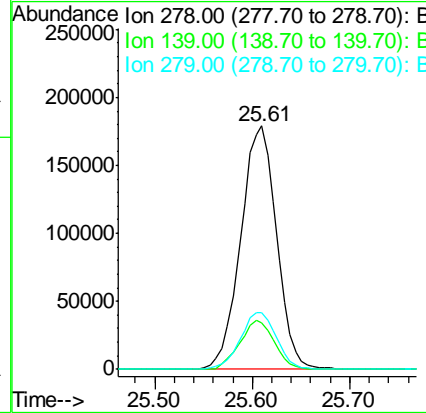
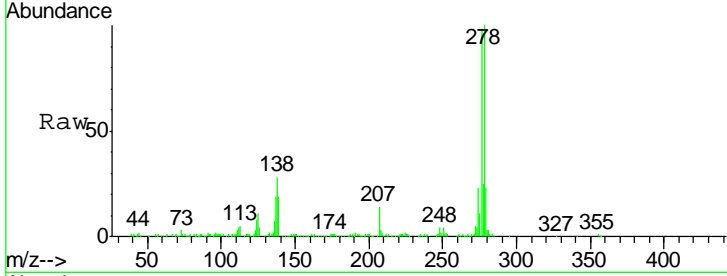




#28
 Dibenzo(a,h)anthracene
 Concen: 20.302 ng/ul
 RT: 25.61 min Scan# 3846
 Delta R.T. -0.00 min
 Lab File: BN001077.D
 Acq: 02 May 2018 18:59

Instrument :
 BNA_N
 ClientSampled :

Tgt Ion	Resp	Lower	Upper
278	457263		
139	19.0	12.2	18.4#
279	23.5	19.2	28.8



#29
 Benzo(g,h,i)perylene
 Concen: 20.129 ng/ul
 RT: 26.26 min Scan# 3957
 Delta R.T. -0.01 min
 Lab File: BN001077.D
 Acq: 02 May 2018 18:59

Tgt Ion	Resp	Lower	Upper
276	454962		
138	26.0	15.3	22.9#
277	23.7	19.0	28.4

