

Data Path : Z:\svoasrv\HPCHEM1\BNA_N\Data\BN070524\
 Data File : BN032518.D
 Acq On : 05 Jul 2024 21:19
 Operator : MA/JU
 Sample : P2963-02DL 5X
 Misc :
 ALS Vial : 18 Sample Multiplier: 1

Instrument :
 BNA_N
 ClientSampleId :
 A4B47DL

Quant Time: Jul 05 23:29:07 2024
 Quant Method : Z:\svoasrv\HPCHEM1\BNA_N\Methods\SFAM-EPA-SIM-BN062724.M
 Quant Title : ASP BNA STANDARDS FOR 5 POINT CALIBRATION
 QLast Update : Wed Jul 03 03:26:42 2024
 Response via : Initial Calibration

Compound	R.T.	QIon	Response	Conc	Units	Dev(Min)

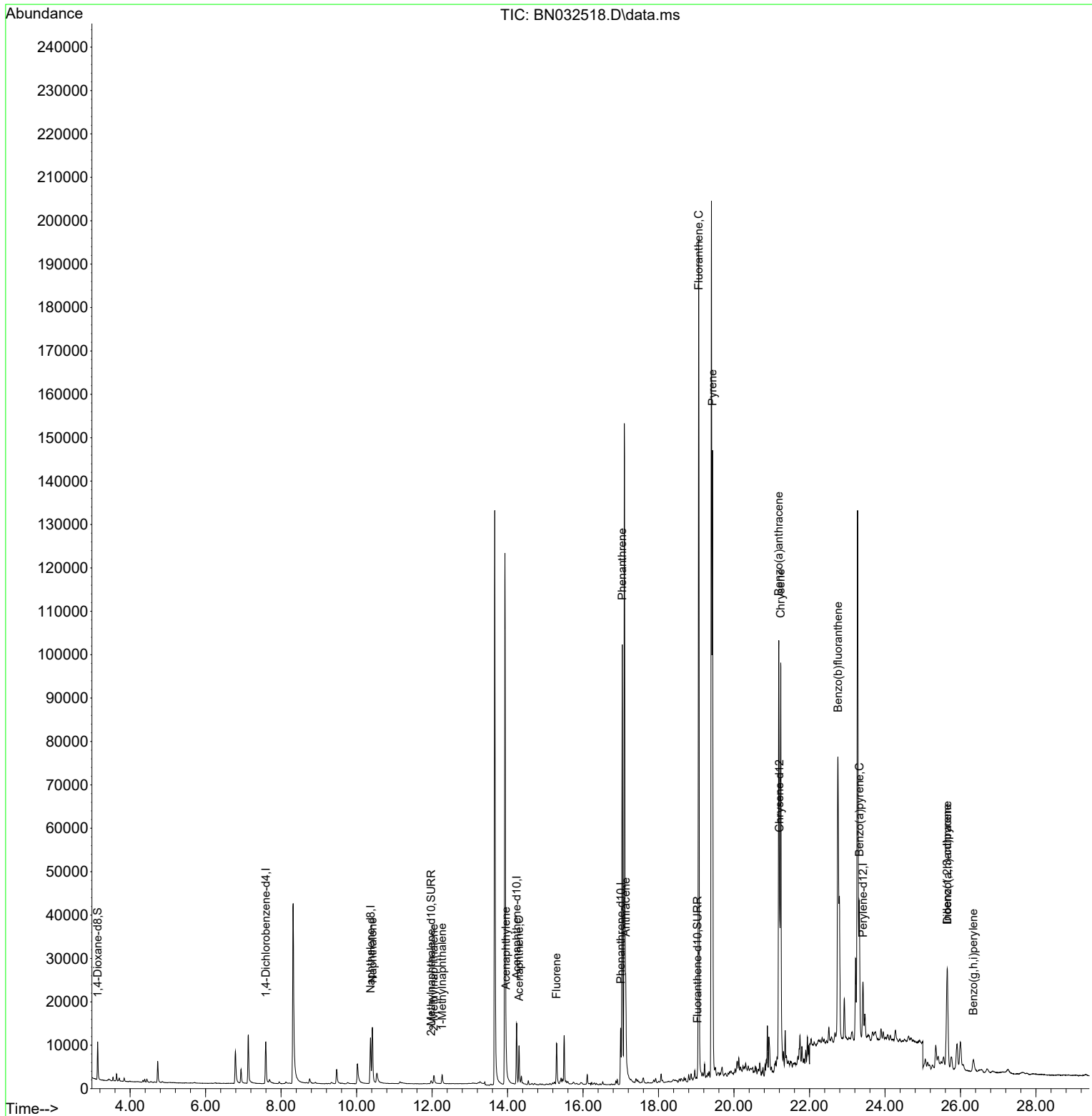
Internal Standards						
1) 1,4-Dichlorobenzene-d4	7.595	152	5851	0.400	ng/ul	0.00
4) Naphthalene-d8	10.370	136	16447	0.400	ng/ul	-0.01
9) Acenaphthene-d10	14.243	164	8667	0.400	ng/ul	-0.01
13) Phenanthrene-d10	16.998	188	16377	0.400	ng/ul	0.00
17) Chrysene-d12	21.201	240	15346	0.400	ng/ul	# 0.00
23) Perylene-d12	23.417	264	18307	0.400	ng/ul	0.00
System Monitoring Compounds						
3) 1,4-Dioxane-d8	3.139	96	6028	0.927	ng/ul	0.00
6) 2-Methylnaphthalene-d10	11.975	152	1329	0.054	ng/ul	0.00
18) Fluoranthene-d10	19.035	212	2574	0.056	ng/ul	-0.01
Target Compounds						
						Qvalue
5) Naphthalene	10.419	128	20291	0.466	ng/ul	99
7) 2-Methylnaphthalene	12.047	142	2020	0.070	ng/ul	99
8) 1-Methylnaphthalene	12.267	142	1716	0.057	ng/ul	98
10) Acenaphthylene	13.960	152	5016	0.139	ng/ul#	92
11) Acenaphthene	14.303	153	5390	0.193	ng/ul	98
12) Fluorene	15.297	166	7107	0.213	ng/ul	99
15) Phenanthrene	17.040	178	112670	2.509	ng/ul	99
16) Anthracene	17.133	178	22644	0.565	ng/ul	98
19) Fluoranthene	19.063	202	176677	3.023	ng/ul	97
20) Pyrene	19.430	202	128029	2.096	ng/ul	100
21) Benzo(a)anthracene	21.187	228	86156	1.555	ng/ul	96
22) Chrysene	21.236	228	94007	1.546	ng/ul	95
24) Benzo(b)fluoranthene	22.753	252	143705	1.807	ng/ul	99
26) Benzo(a)pyrene	23.320	252	43909	0.793	ng/ul	98
27) Indeno(1,2,3-cd)pyrene	25.648	276	34144	0.394	ng/ul#	95
28) Dibenzo(a,h)anthracene	25.652	278	13238	0.206	ng/ul#	63
29) Benzo(g,h,i)perylene	26.342	276	5417	0.078	ng/ul#	55

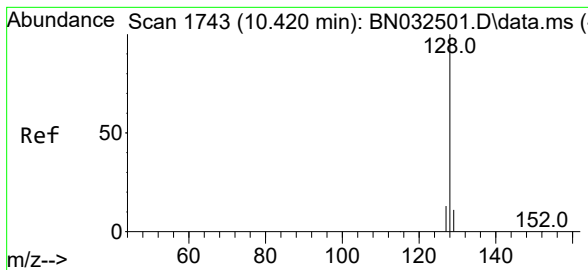
(#) = qualifier out of range (m) = manual integration (+) = signals summed

Data Path : Z:\svoasrv\HPCHEM1\BNA_N\Data\BN070524\
 Data File : BN032518.D
 Acq On : 05 Jul 2024 21:19
 Operator : MA/JU
 Sample : P2963-02DL 5X
 Misc :
 ALS Vial : 18 Sample Multiplier: 1

Instrument :
 BNA_N
 ClientSampleId :
 A4B47DL

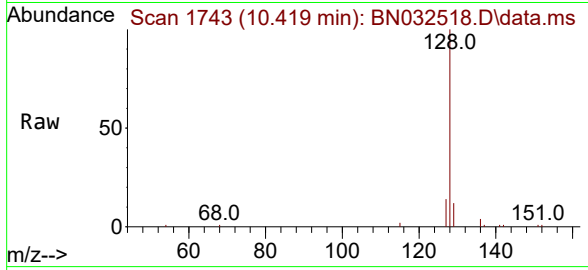
Quant Time: Jul 05 23:29:07 2024
 Quant Method : Z:\svoasrv\HPCHEM1\BNA_N\Methods\SFAM-EPA-SIM-BN062724.M
 Quant Title : ASP BNA STANDARDS FOR 5 POINT CALIBRATION
 QLast Update : Wed Jul 03 03:26:42 2024
 Response via : Initial Calibration



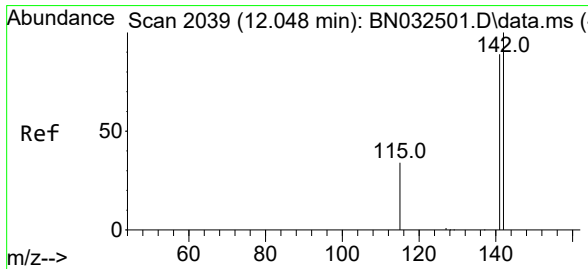
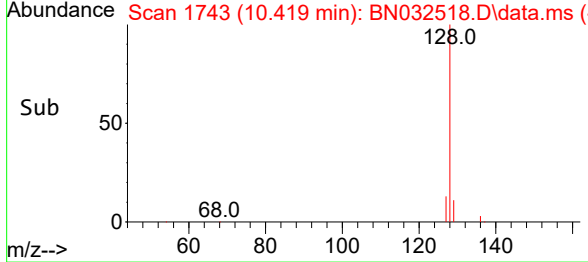
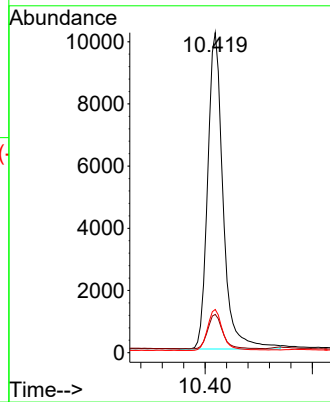


#5
 Naphthalene
 Concen: 0.466 ng/ul
 RT: 10.419 min Scan# 1743
 Delta R.T. -0.012 min
 Lab File: BN032518.D
 Acq: 05 Jul 2024 21:19

Instrument :
 BNA_N
 ClientSampleId :
 A4B47DL

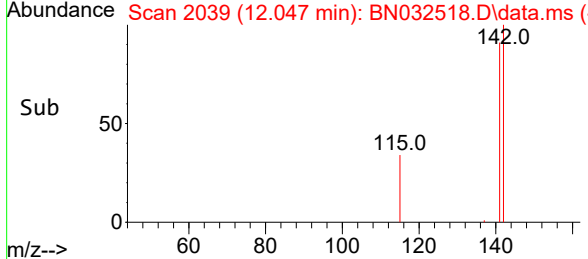
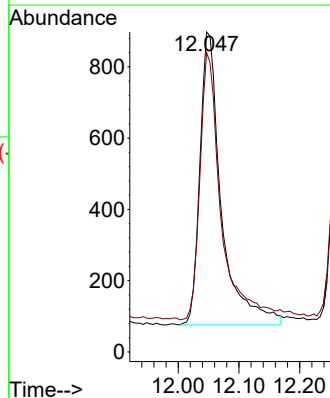
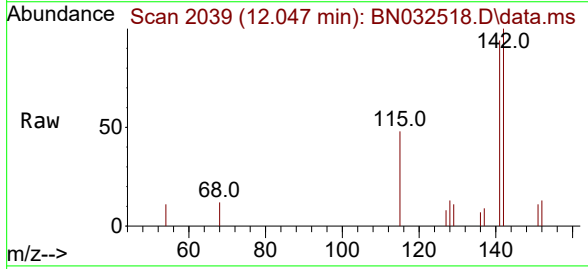


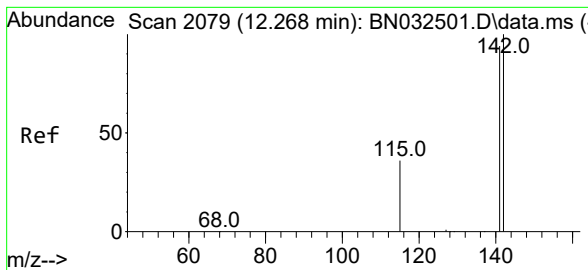
Tgt Ion:128 Resp: 20291
 Ion Ratio Lower Upper
 128 100
 129 12.0 9.2 13.8
 127 13.5 10.8 16.2



#7
 2-Methylnaphthalene
 Concen: 0.070 ng/ul
 RT: 12.047 min Scan# 2039
 Delta R.T. -0.007 min
 Lab File: BN032518.D
 Acq: 05 Jul 2024 21:19

Tgt Ion:142 Resp: 2020
 Ion Ratio Lower Upper
 142 100
 141 89.2 72.2 108.2

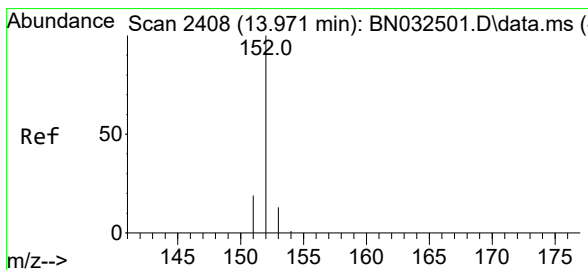
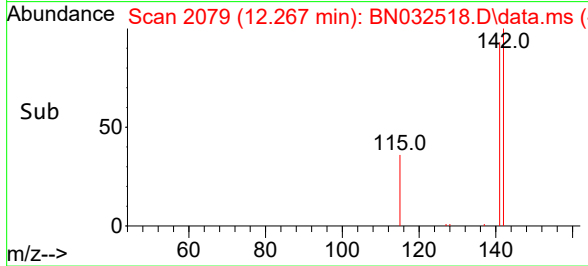
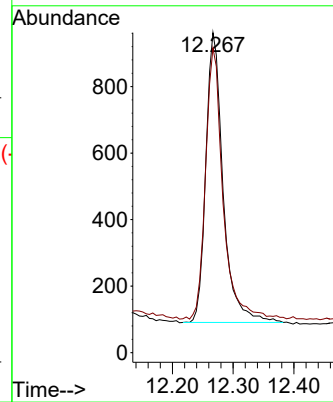
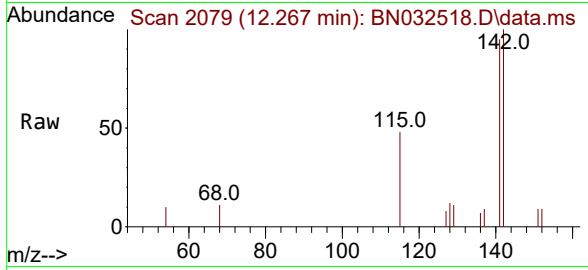




#8
 1-Methylnaphthalene
 Concen: 0.057 ng/ul
 RT: 12.267 min Scan# 2079
 Delta R.T. -0.007 min
 Lab File: BN032518.D
 Acq: 05 Jul 2024 21:19

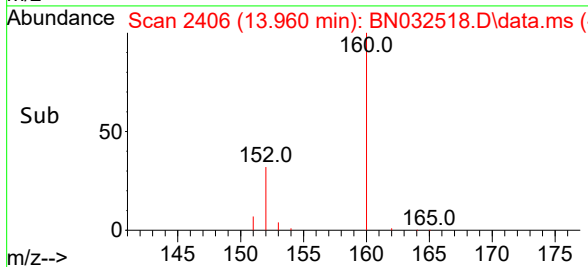
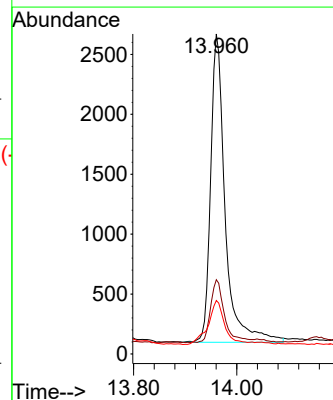
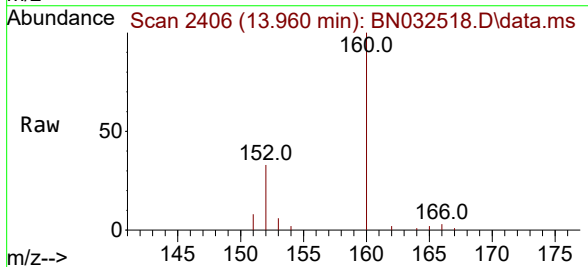
Instrument :
 BNA_N
 ClientSampleId :
 A4B47DL

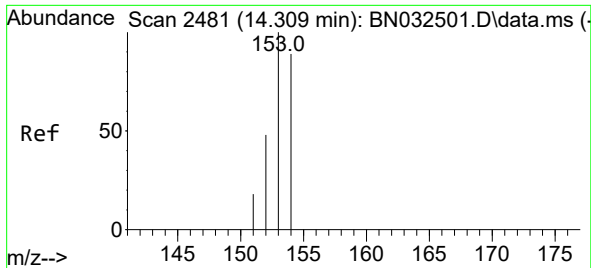
Tgt Ion:142 Resp: 1716
 Ion Ratio Lower Upper
 142 100
 141 93.9 73.4 110.0



#10
 Acenaphthylene
 Concen: 0.139 ng/ul
 RT: 13.960 min Scan# 2406
 Delta R.T. -0.011 min
 Lab File: BN032518.D
 Acq: 05 Jul 2024 21:19

Tgt Ion:152 Resp: 5016
 Ion Ratio Lower Upper
 152 100
 151 23.2 15.7 23.5
 153 16.7 10.9 16.3#



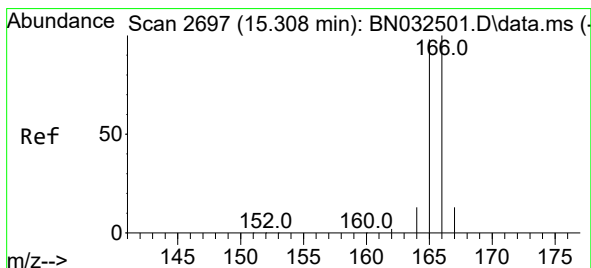
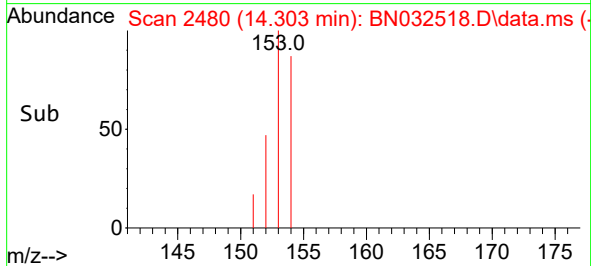
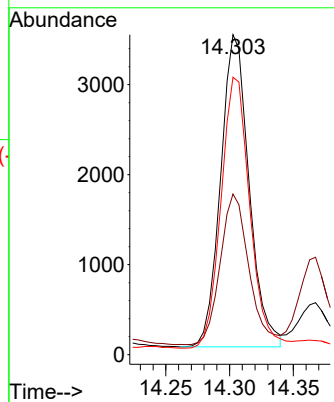
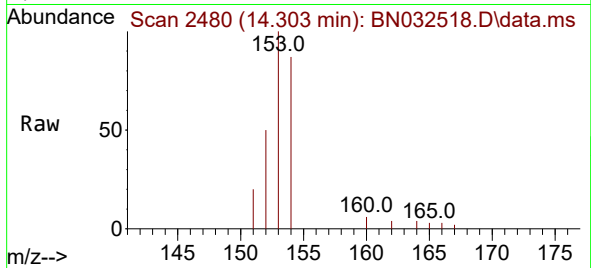


#11
 Acenaphthene
 Concen: 0.193 ng/u1
 RT: 14.303 min Scan# 2481
 Delta R.T. -0.011 min
 Lab File: BN032518.D
 Acq: 05 Jul 2024 21:19

Instrument :
 BNA_N
 ClientSampleId :
 A4B47DL

Tgt Ion:153 Resp: 5390

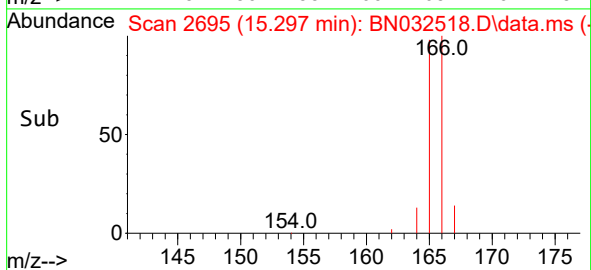
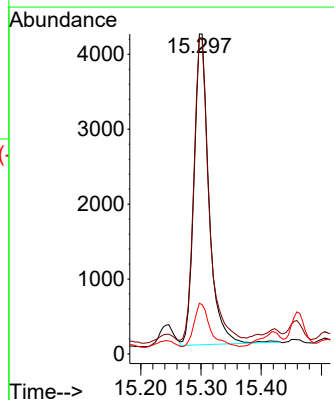
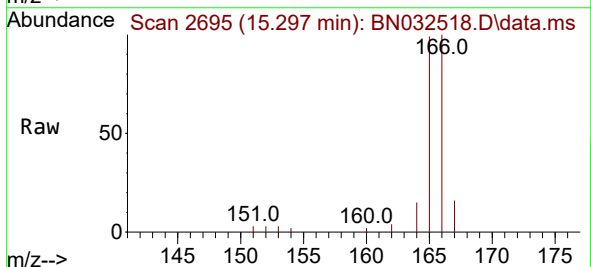
Ion	Ratio	Lower	Upper
153	100		
152	50.2	39.5	59.3
154	86.7	71.7	107.5

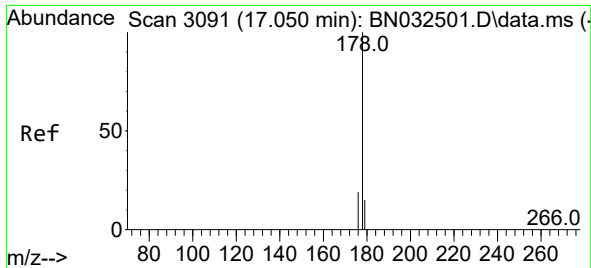


#12
 Fluorene
 Concen: 0.213 ng/u1
 RT: 15.297 min Scan# 2695
 Delta R.T. -0.015 min
 Lab File: BN032518.D
 Acq: 05 Jul 2024 21:19

Tgt Ion:166 Resp: 7107

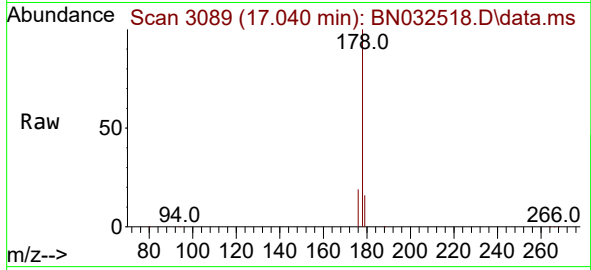
Ion	Ratio	Lower	Upper
166	100		
165	99.0	79.0	118.6
167	15.9	11.0	16.6





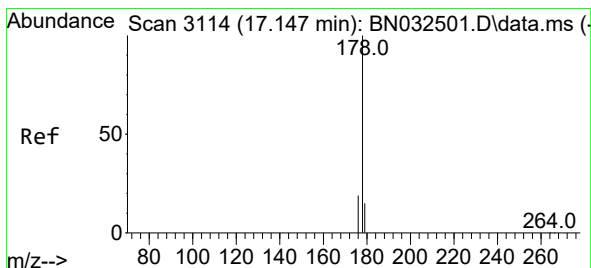
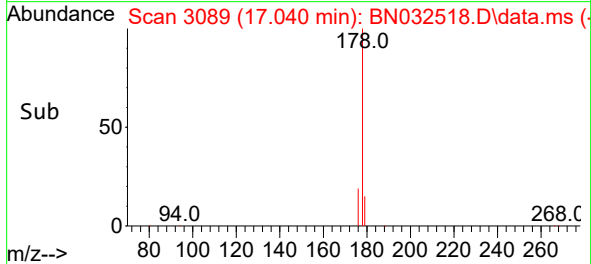
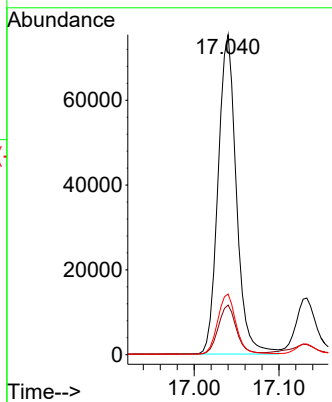
#15
 Phenanthrene
 Concen: 2.509 ng/u1
 RT: 17.040 min Scan# 3091
 Delta R.T. -0.010 min
 Lab File: BN032518.D
 Acq: 05 Jul 2024 21:19

Instrument : BNA_N
 Client Sample Id : A4B47DL



Tgt Ion:178 Resp: 112670

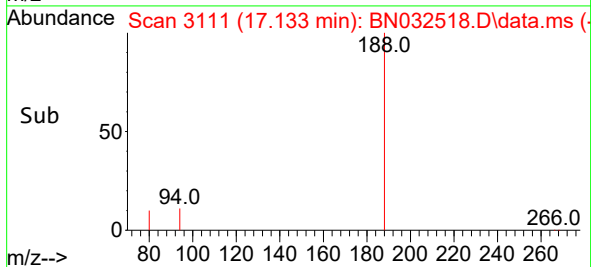
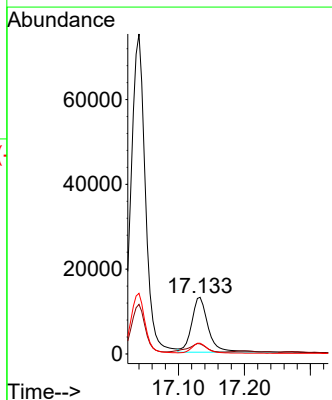
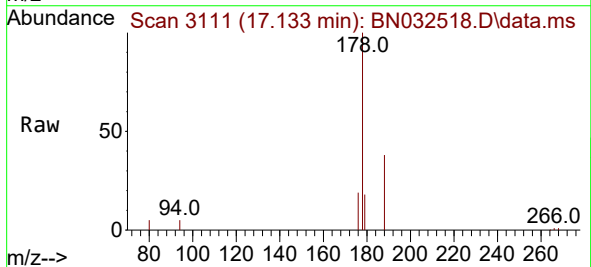
Ion	Ratio	Lower	Upper
178	100		
179	15.5	12.6	18.8
176	18.9	15.6	23.4

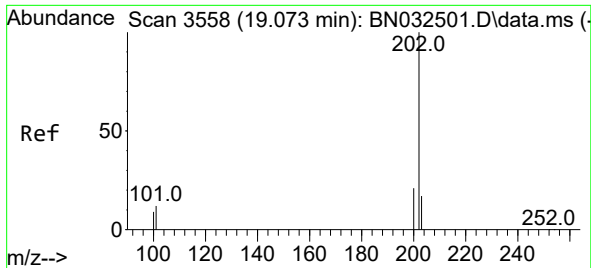


#16
 Anthracene
 Concen: 0.565 ng/u1
 RT: 17.133 min Scan# 3111
 Delta R.T. -0.010 min
 Lab File: BN032518.D
 Acq: 05 Jul 2024 21:19

Tgt Ion:178 Resp: 22644

Ion	Ratio	Lower	Upper
178	100		
179	17.7	12.5	18.7
176	18.8	15.0	22.6



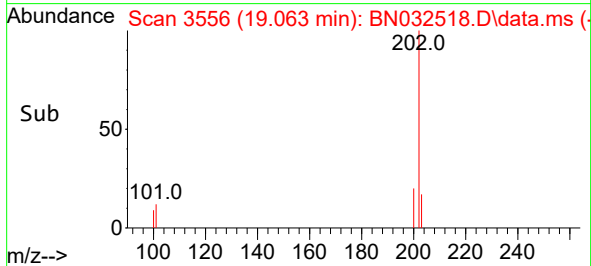
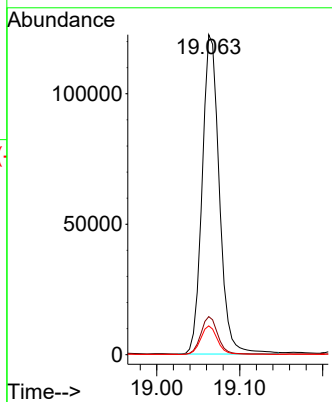
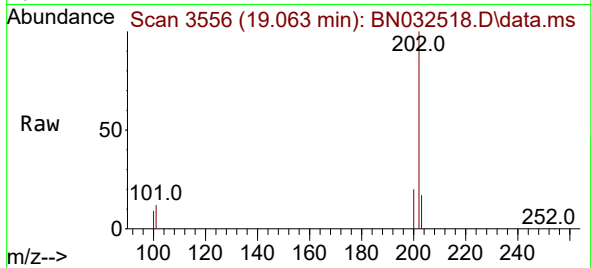


#19
 Fluoranthene
 Concen: 3.023 ng/u1
 RT: 19.063 min Scan# 31
 Delta R.T. -0.011 min
 Lab File: BN032518.D
 Acq: 05 Jul 2024 21:19

Instrument :
 BNA_N
 ClientSampleId :
 A4B47DL

Tgt Ion:202 Resp: 176677

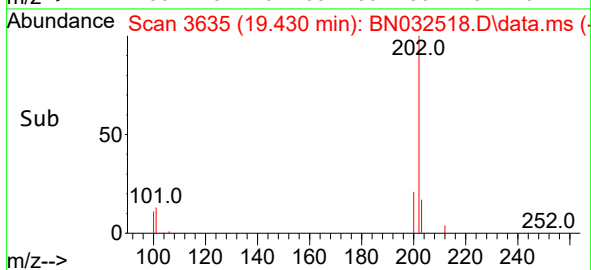
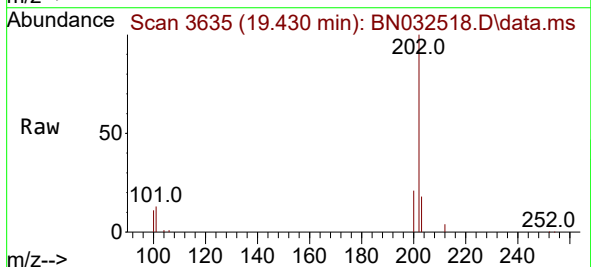
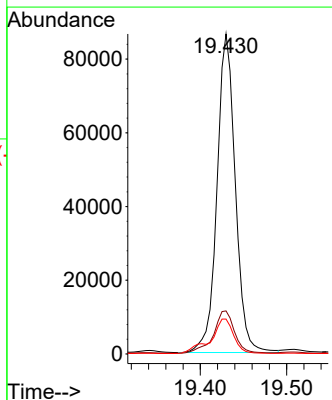
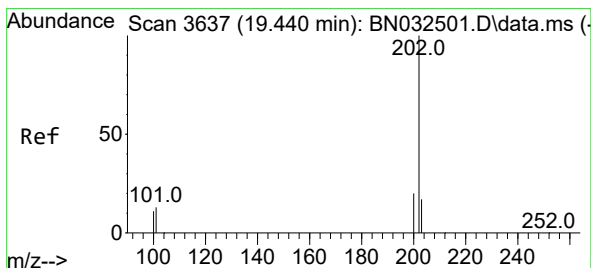
Ion	Ratio	Lower	Upper
202	100		
101	11.9	8.8	13.2
100	9.0	6.4	9.6

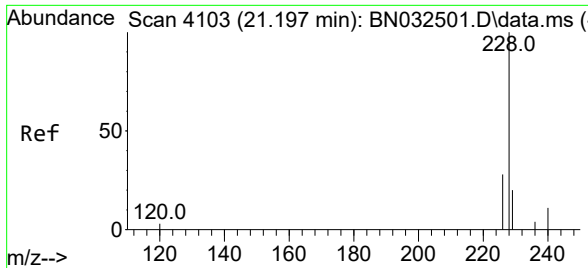


#20
 Pyrene
 Concen: 2.096 ng/u1
 RT: 19.430 min Scan# 3635
 Delta R.T. -0.011 min
 Lab File: BN032518.D
 Acq: 05 Jul 2024 21:19

Tgt Ion:202 Resp: 128029

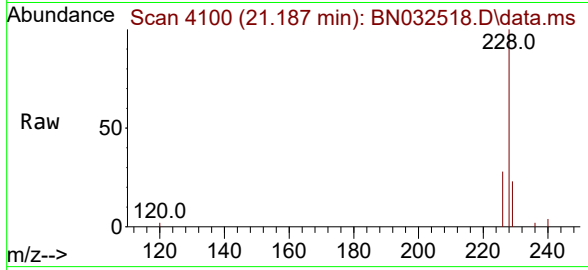
Ion	Ratio	Lower	Upper
202	100		
101	13.4	11.0	16.4
100	10.9	8.7	13.1





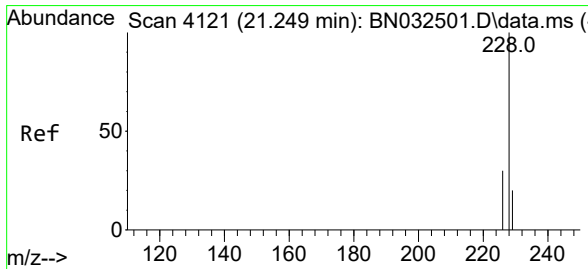
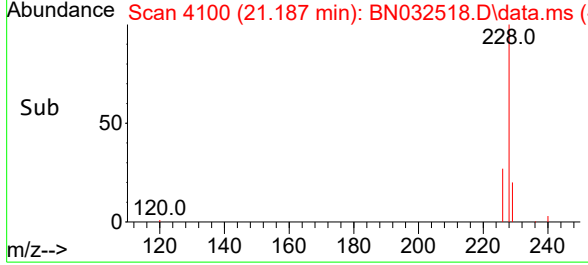
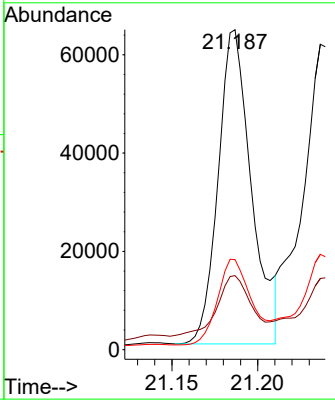
#21
 Benzo(a)anthracene
 Concen: 1.555 ng/uI
 RT: 21.187 min Scan# 4110
 Delta R.T. -0.004 min
 Lab File: BN032518.D
 Acq: 05 Jul 2024 21:19

Instrument : BNA_N
 ClientSampleId : A4B47DL

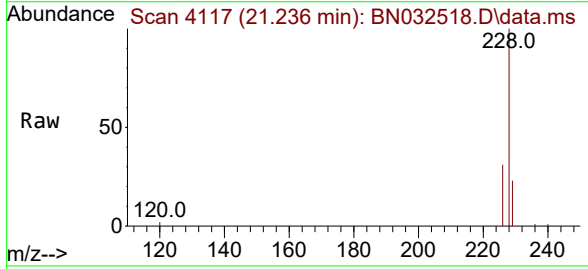


Tgt Ion:228 Resp: 86156

Ion	Ratio	Lower	Upper
228	100		
229	23.2	15.7	23.5
226	28.1	21.8	32.8

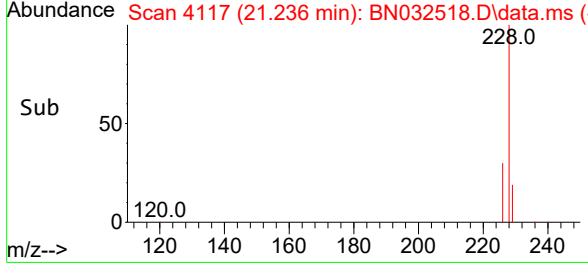
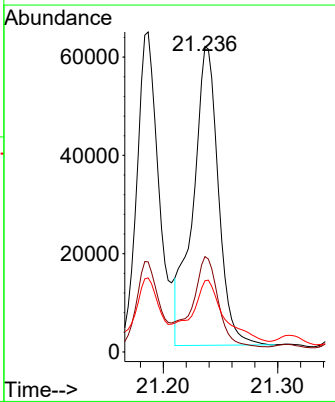


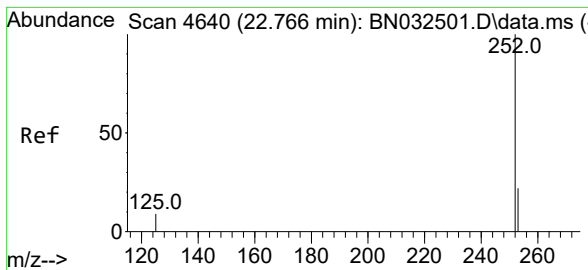
#22
 Chrysene
 Concen: 1.546 ng/uI
 RT: 21.236 min Scan# 4117
 Delta R.T. -0.007 min
 Lab File: BN032518.D
 Acq: 05 Jul 2024 21:19



Tgt Ion:228 Resp: 94007

Ion	Ratio	Lower	Upper
228	100		
226	31.2	23.6	35.4
229	23.3	15.7	23.5

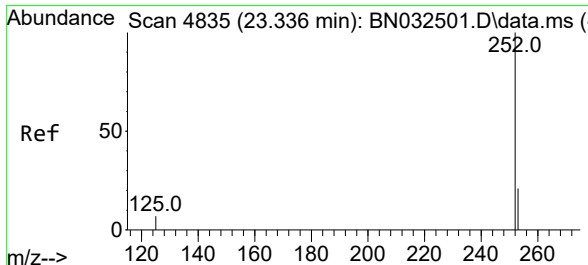
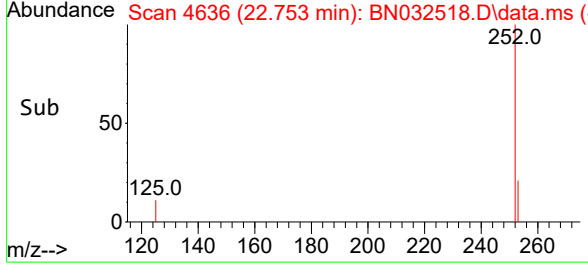
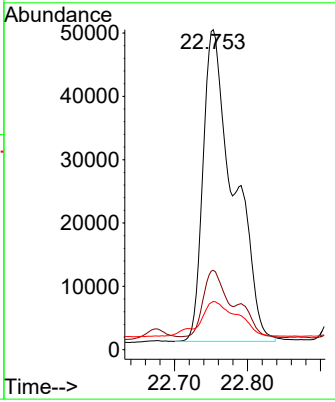
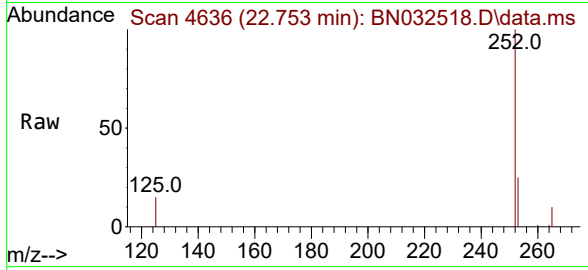




#24
 Benzo(b)fluoranthene
 Concen: 1.807 ng/uI
 RT: 22.753 min Scan# 4636
 Delta R.T. -0.004 min
 Lab File: BN032518.D
 Acq: 05 Jul 2024 21:19


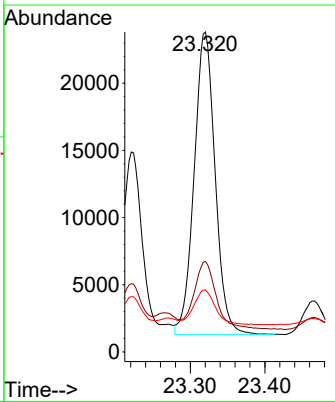
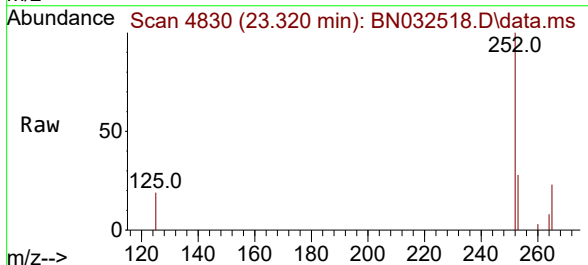
Instrument : BNA_N
 ClientSampleId : A4B47DL

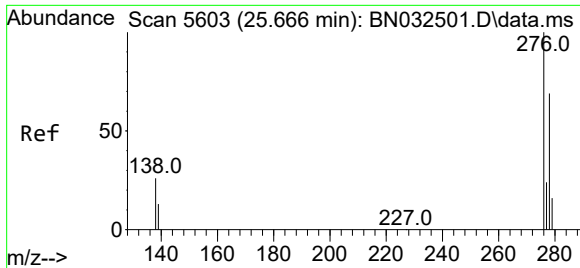
Tgt Ion	Resp	Lower	Upper
252	143705		
253	24.8	0.0	50.2
125	15.0	0.0	32.0



#26
 Benzo(a)pyrene
 Concen: 0.793 ng/uI
 RT: 23.320 min Scan# 4830
 Delta R.T. -0.007 min
 Lab File: BN032518.D
 Acq: 05 Jul 2024 21:19

Tgt Ion	Resp	Lower	Upper
252	43909		
253	28.3	22.2	33.2
125	19.4	16.4	24.6



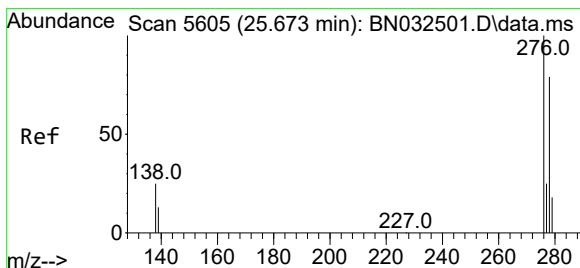
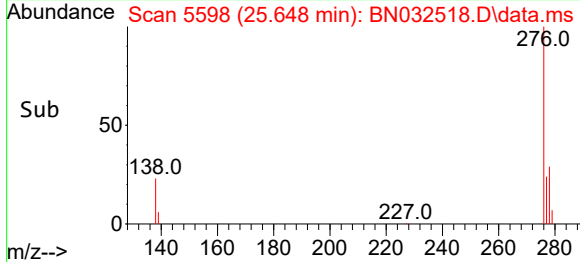
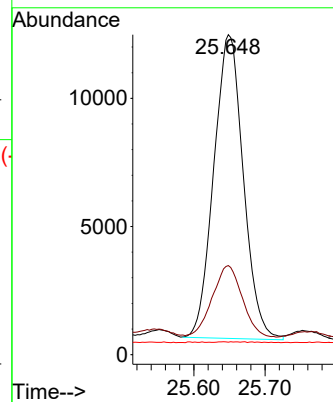
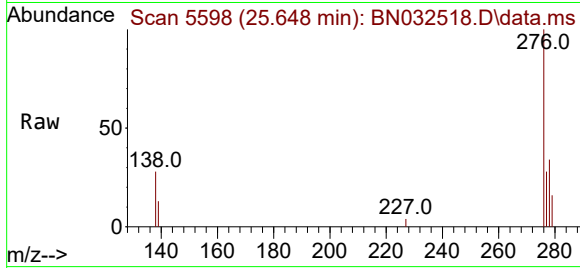


#27
 Indeno(1,2,3-cd)pyrene
 Concen: 0.394 ng/ul
 RT: 25.648 min Scan# 5598
 Delta R.T. -0.011 min
 Lab File: BN032518.D
 Acq: 05 Jul 2024 21:19

Instrument :
 BNA_N
ClientSampleId :
 A4B47DL

Tgt Ion: 276 Resp: 34144

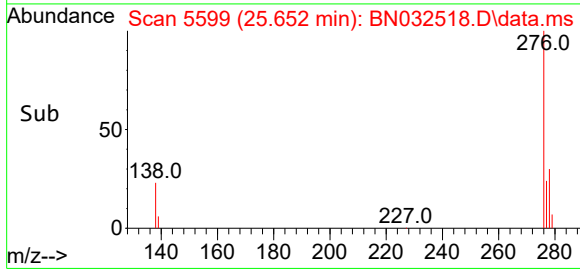
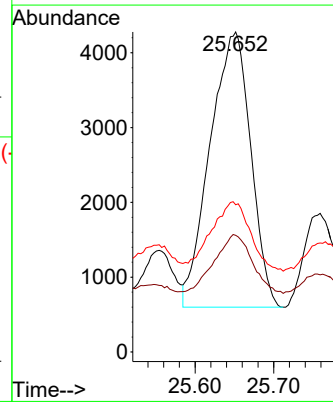
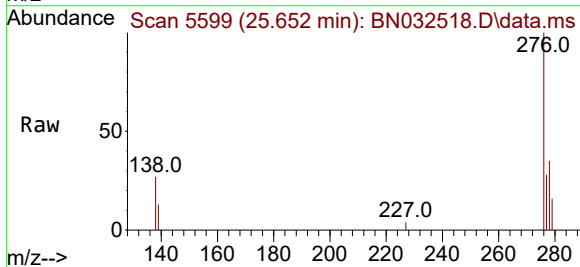
Ion	Ratio	Lower	Upper
276	100		
138	23.8	21.3	31.9
227	0.1	0.1	0.1#

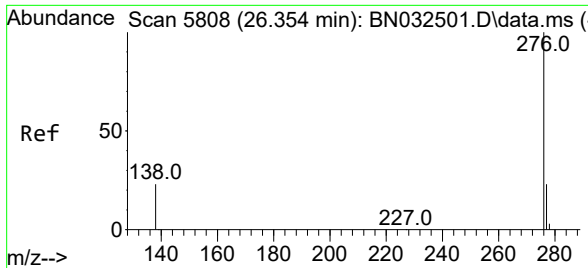


#28
 Dibenzo(a,h)anthracene
 Concen: 0.206 ng/ul
 RT: 25.652 min Scan# 5599
 Delta R.T. -0.015 min
 Lab File: BN032518.D
 Acq: 05 Jul 2024 21:19

Tgt Ion: 278 Resp: 13238

Ion	Ratio	Lower	Upper
278	100		
139	36.5	15.9	23.9#
279	46.0	21.1	31.7#





#29
 Benzo(g,h,i)perylene
 Concen: 0.078 ng/ul
 RT: 26.342 min Scan# 51
 Delta R.T. -0.001 min
 Lab File: BN032518.D
 Acq: 05 Jul 2024 21:19

Instrument :
 BNA_N
 ClientSampleId :
 A4B47DL

Tgt Ion: 276 Resp: 5417

Ion	Ratio	Lower	Upper
276	100		
138	48.0	19.8	29.6#
277	46.8	19.8	29.6#

