

Data Path : Z:\svoasrv\HPCHEM1\BNA\_N\Data\BN081925\  
 Data File : BN037614.D  
 Acq On : 19 Aug 2025 19:07  
 Operator : RC/JU  
 Sample : Q2878-01  
 Misc :  
 ALS Vial : 16 Sample Multiplier: 1

Instrument :  
 BNA\_N  
 ClientSampleId :  
 MW-18B-57.5-081325

Quant Time: Aug 20 01:28:56 2025  
 Quant Method : Z:\svoasrv\HPCHEM1\BNA\_N\Methods\8270-SIM-BN081225.M  
 Quant Title : ASP BNA STANDARDS FOR 5 POINT CALIBRATION  
 QLast Update : Wed Aug 13 05:00:58 2025  
 Response via : Initial Calibration

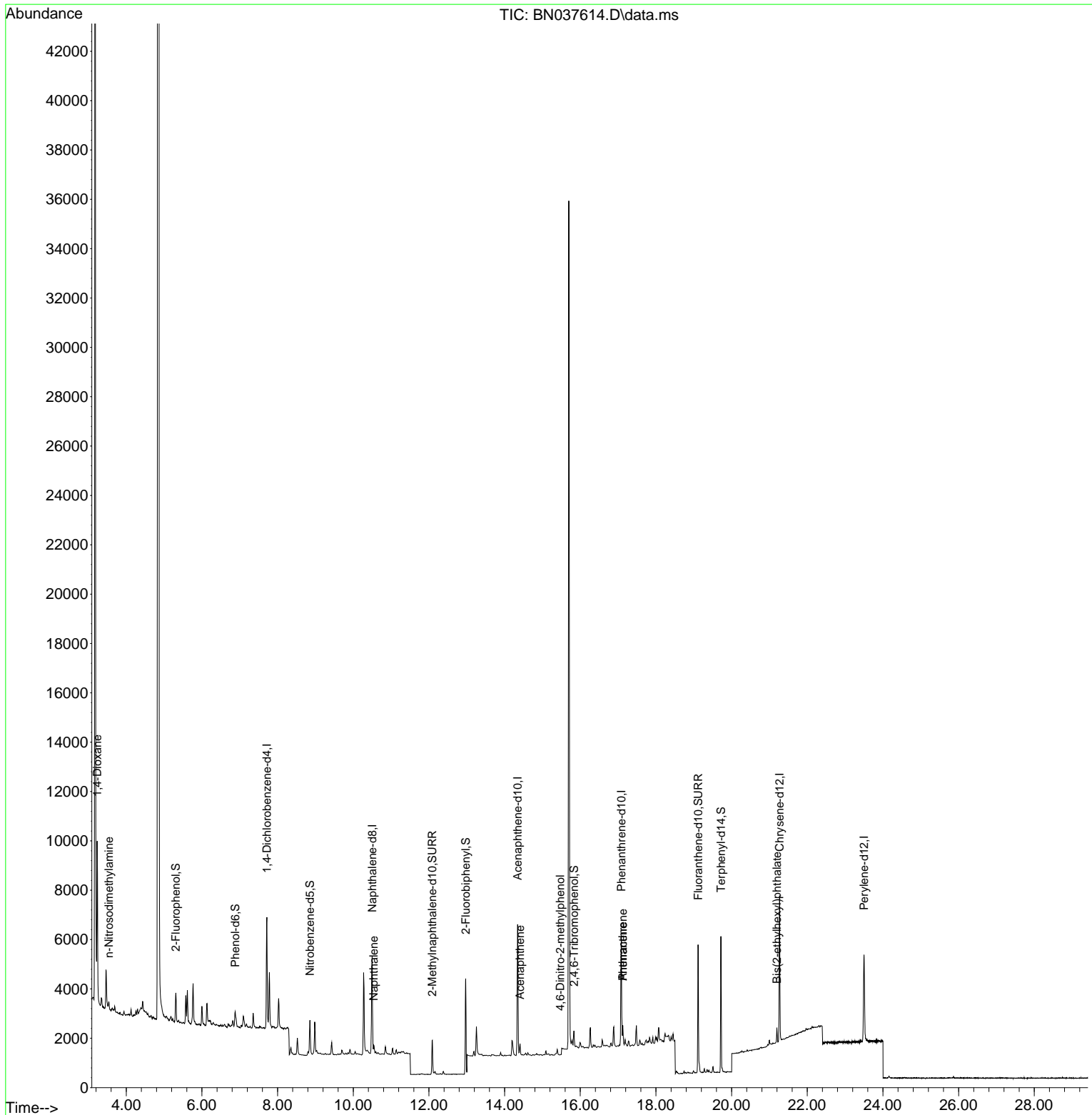
Compound	R.T.	QIon	Response	Conc	Units	Dev(Min)	
Internal Standards							
1) 1,4-Dichlorobenzene-d4	7.717	152	2177	0.400	ng	0.00	
7) Naphthalene-d8	10.498	136	5462	0.400	ng	0.00	
13) Acenaphthene-d10	14.345	164	2861	0.400	ng	0.00	
19) Phenanthrene-d10	17.086	188	5958	0.400	ng	0.00	#
29) Chrysene-d12	21.268	240	5314	0.400	ng	0.00	
35) Perylene-d12	23.499	264	4798	0.400	ng	0.00	
System Monitoring Compounds							
4) 2-Fluorophenol	5.305	112	471	0.095	ng	0.00	
5) Phenol-d6	6.879	99	453	0.076	ng	0.00	
8) Nitrobenzene-d5	8.854	82	1115	0.290	ng	0.00	
11) 2-Methylnaphthalene-d10	12.086	152	1931	0.260	ng	0.00	
14) 2,4,6-Tribromophenol	15.833	330	393	0.314	ng	0.00	
15) 2-Fluorobiphenyl	12.973	172	5162	0.312	ng	0.00	
27) Fluoranthene-d10	19.113	212	5575	0.356	ng	0.00	
31) Terphenyl-d14	19.717	244	5126	0.469	ng	0.00	
Target Compounds							
2) 1,4-Dioxane	3.232	88	3441	1.652	ng	0.00	# 87
3) n-Nitrosodimethylamine	3.543	42	76	0.029	ng	0.00	# 8
9) Naphthalene	10.541	128	416	0.029	ng	0.00	# 64
17) Acenaphthene	14.409	154	212	0.024	ng	0.00	97
20) 4,6-Dinitro-2-methylph...	15.467	198	3	0.184	ng	0.00	# 1
25) Phenanthrene	17.124	178	824	0.045	ng	0.00	99
26) Anthracene	17.124	178	798	0.050	ng	0.00	99
34) Bis(2-ethylhexyl)phtha...	21.196	149	557	0.076	ng	0.00	# 96

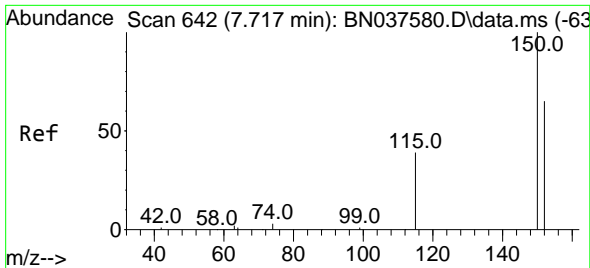
(#) = qualifier out of range (m) = manual integration (+) = signals summed

Data Path : Z:\svoasrv\HPCHEM1\BNA\_N\Data\BN081925\  
 Data File : BN037614.D  
 Acq On : 19 Aug 2025 19:07  
 Operator : RC/JU  
 Sample : Q2878-01  
 Misc :  
 ALS Vial : 16 Sample Multiplier: 1

Instrument :  
 BNA\_N  
 ClientSampleId :  
 MW-18B-57.5-081325

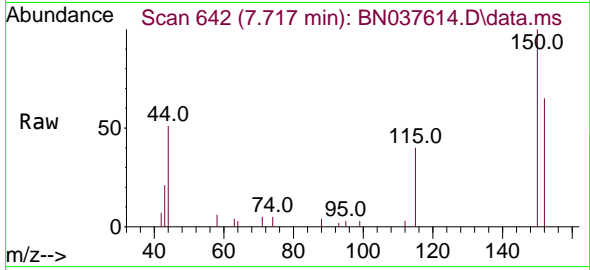
Quant Time: Aug 20 01:28:56 2025  
 Quant Method : Z:\svoasrv\HPCHEM1\BNA\_N\Methods\8270-SIM-BN081225.M  
 Quant Title : ASP BNA STANDARDS FOR 5 POINT CALIBRATION  
 QLast Update : Wed Aug 13 05:00:58 2025  
 Response via : Initial Calibration



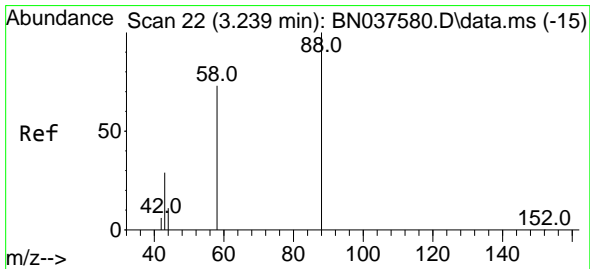
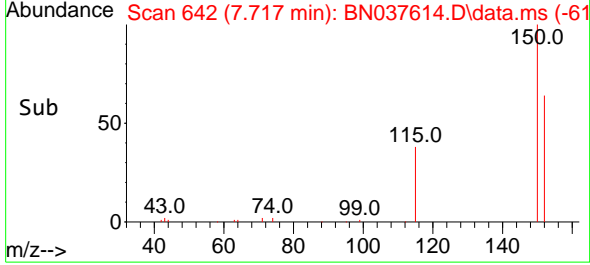
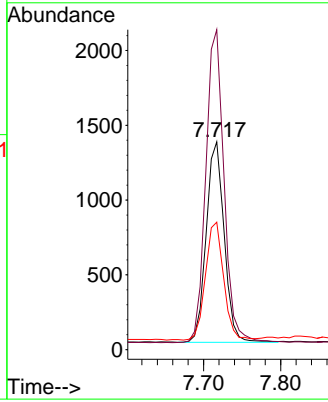


#1  
 1,4-Dichlorobenzene-d4  
 Concen: 0.400 ng  
 RT: 7.717 min Scan# 64  
 Delta R.T. 0.000 min  
 Lab File: BN037614.D  
 Acq: 19 Aug 2025 19:07

Instrument :  
 BNA\_N  
 ClientSampleId :  
 MW-18B-57.5-081325

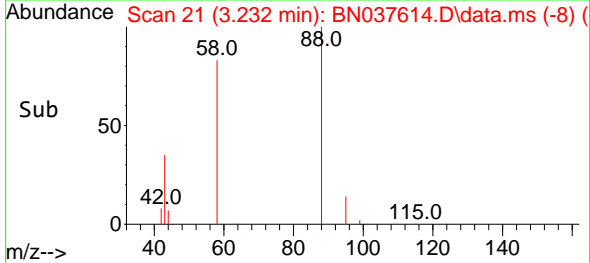
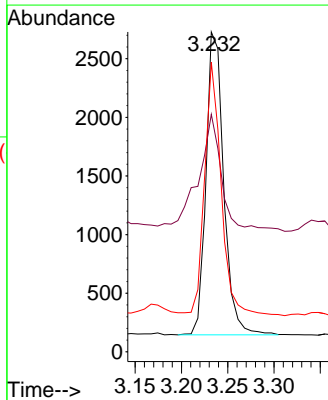
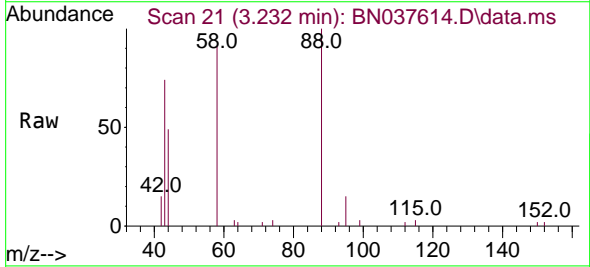


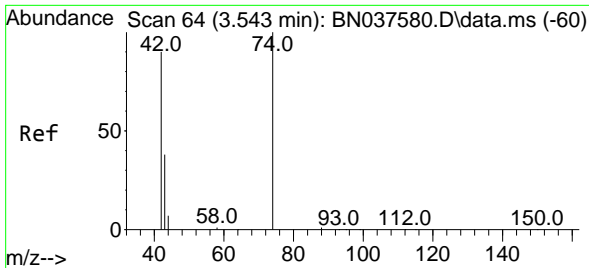
Tgt Ion:152 Resp: 2177  
 Ion Ratio Lower Upper  
 152 100  
 150 154.1 122.2 183.4  
 115 61.3 49.8 74.6



#2  
 1,4-Dioxane  
 Concen: 1.652 ng  
 RT: 3.232 min Scan# 21  
 Delta R.T. -0.007 min  
 Lab File: BN037614.D  
 Acq: 19 Aug 2025 19:07

Tgt Ion: 88 Resp: 3441  
 Ion Ratio Lower Upper  
 88 100  
 43 52.5 25.8 38.6#  
 58 78.8 61.2 91.8



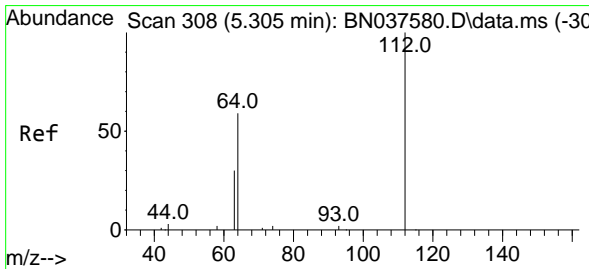
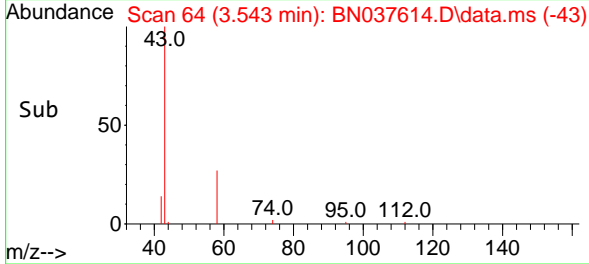
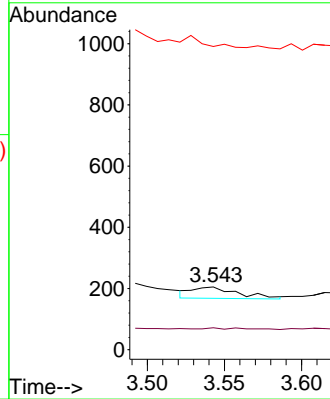
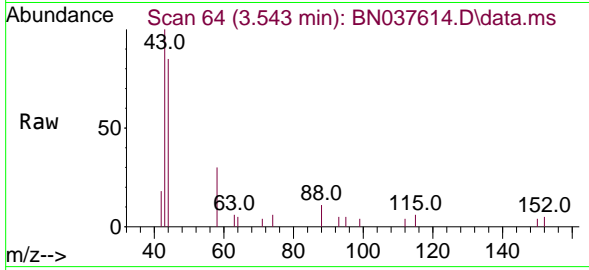


#3  
 n-Nitrosodimethylamine  
 Concen: 0.029 ng  
 RT: 3.543 min Scan# 64  
 Delta R.T. 0.000 min  
 Lab File: BN037614.D  
 Acq: 19 Aug 2025 19:07

Instrument :  
 BNA\_N  
 ClientSampleId :  
 MW-18B-57.5-081325

Tgt Ion: 42 Resp: 76

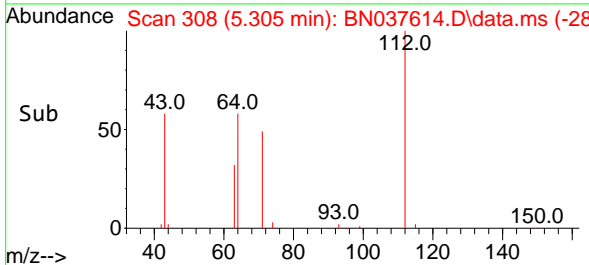
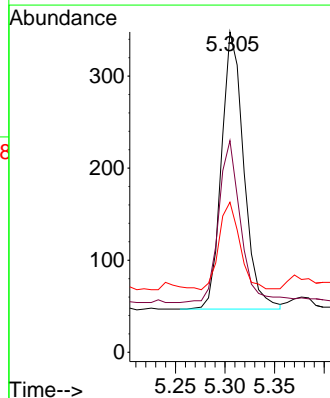
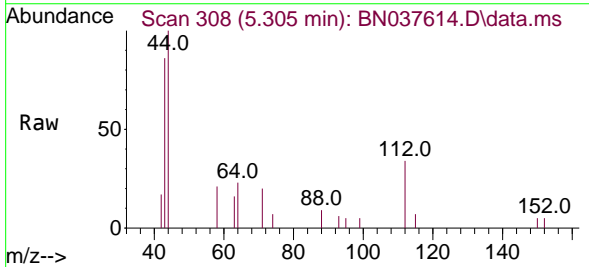
Ion	Ratio	Lower	Upper
42	100		
74	2.6	82.0	123.0#
44	0.0	7.9	11.9#

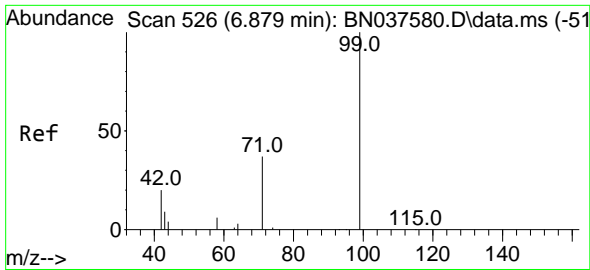


#4  
 2-Fluorophenol  
 Concen: 0.095 ng  
 RT: 5.305 min Scan# 308  
 Delta R.T. 0.000 min  
 Lab File: BN037614.D  
 Acq: 19 Aug 2025 19:07

Tgt Ion: 112 Resp: 471

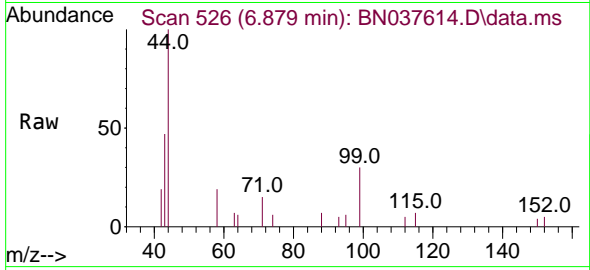
Ion	Ratio	Lower	Upper
112	100		
64	59.7	44.9	67.3
63	31.6	23.4	35.2



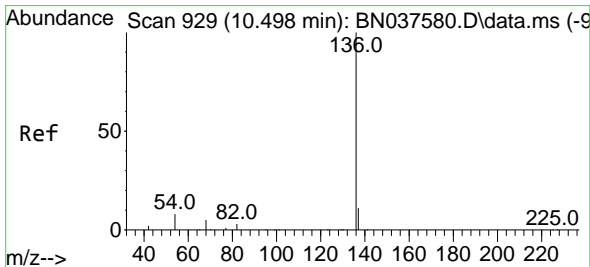
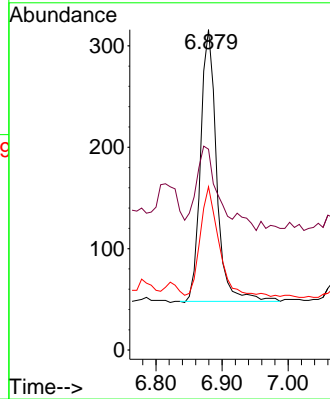
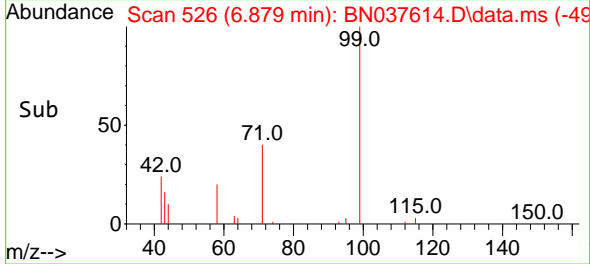


#5  
 Phenol-d6  
 Concen: 0.076 ng  
 RT: 6.879 min Scan# 51  
 Delta R.T. 0.000 min  
 Lab File: BN037614.D  
 Acq: 19 Aug 2025 19:07

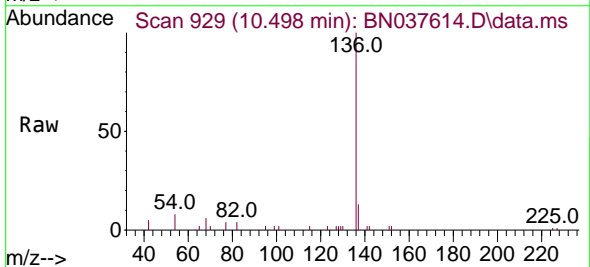
Instrument :  
 BNA\_N  
 ClientSampleId :  
 MW-18B-57.5-081325



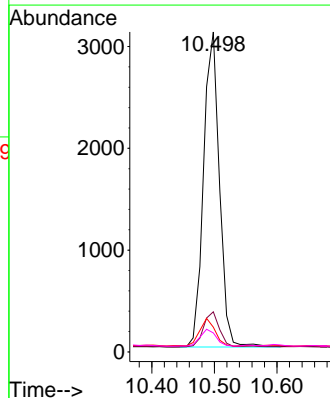
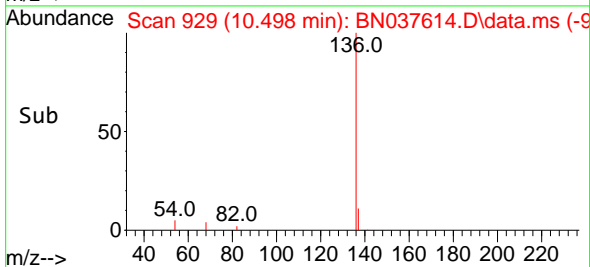
Tgt Ion: 99 Resp: 453  
 Ion Ratio Lower Upper  
 99 100  
 42 29.4 18.5 27.7#  
 71 46.8 28.6 42.8#

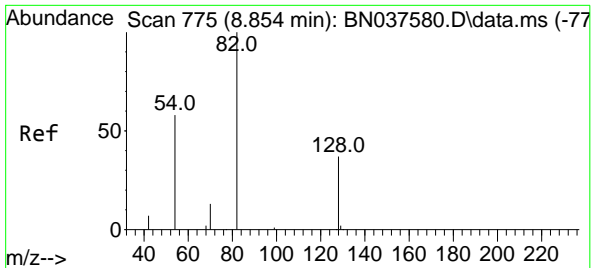


#7  
 Naphthalene-d8  
 Concen: 0.400 ng  
 RT: 10.498 min Scan# 929  
 Delta R.T. 0.000 min  
 Lab File: BN037614.D  
 Acq: 19 Aug 2025 19:07



Tgt Ion: 136 Resp: 5462  
 Ion Ratio Lower Upper  
 136 100  
 137 12.5 9.5 14.3  
 54 7.7 7.3 10.9  
 68 5.9 5.1 7.7

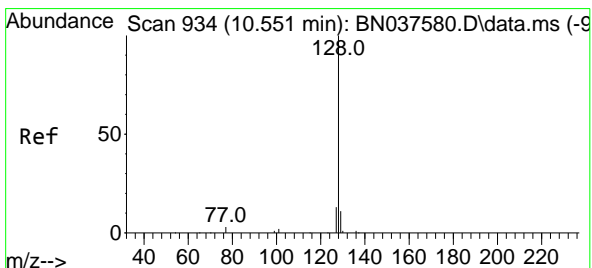
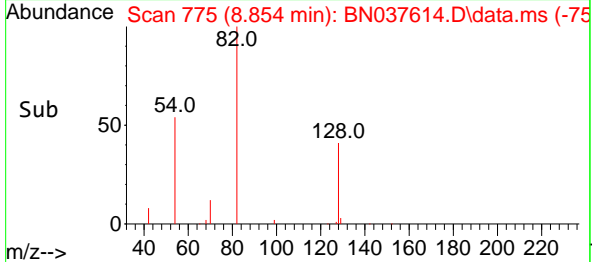
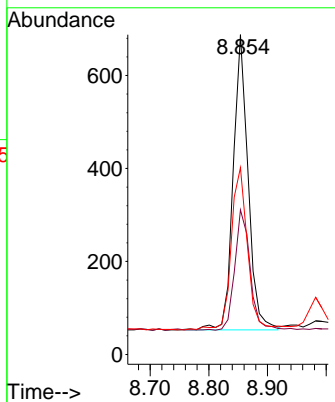
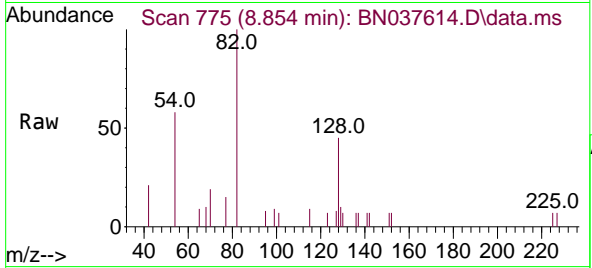




#8  
 Nitrobenzene-d5  
 Concen: 0.290 ng  
 RT: 8.854 min Scan# 775  
 Delta R.T. 0.000 min  
 Lab File: BN037614.D  
 Acq: 19 Aug 2025 19:07

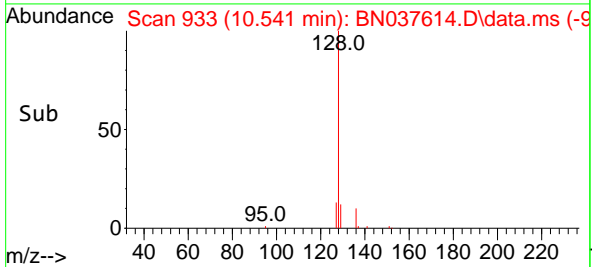
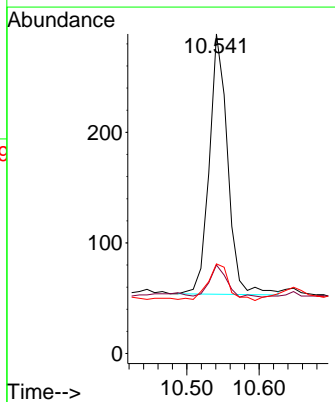
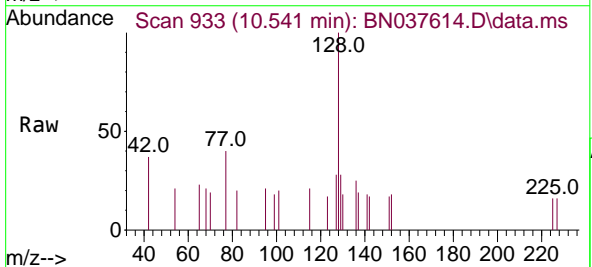
Instrument :  
 BNA\_N  
 ClientSampleId :  
 MW-18B-57.5-081325

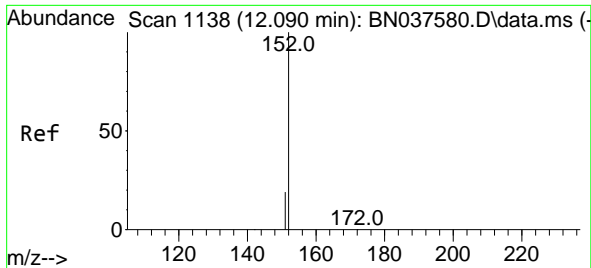
Tgt Ion	Resp	Lower	Upper
82	1115		
128	45.2	32.6	48.8
54	58.4	48.9	73.3



#9  
 Naphthalene  
 Concen: 0.029 ng  
 RT: 10.541 min Scan# 933  
 Delta R.T. -0.010 min  
 Lab File: BN037614.D  
 Acq: 19 Aug 2025 19:07

Tgt Ion	Resp	Lower	Upper
128	416		
129	27.7	9.8	14.6#
127	28.0	11.5	17.3#

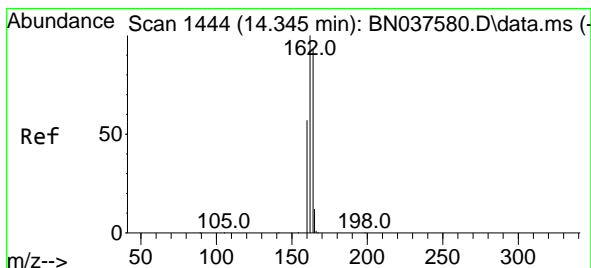
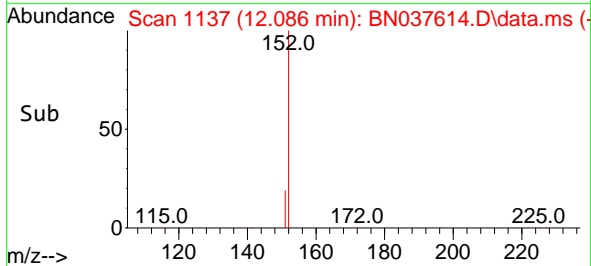
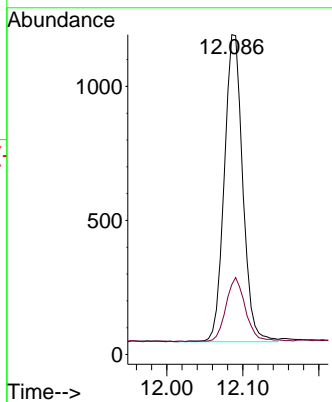
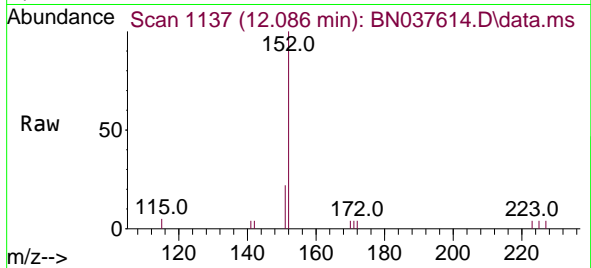




#11  
 2-Methylnaphthalene-d10  
 Concen: 0.260 ng  
 RT: 12.086 min Scan# 1137  
 Delta R.T. -0.005 min  
 Lab File: BN037614.D  
 Acq: 19 Aug 2025 19:07

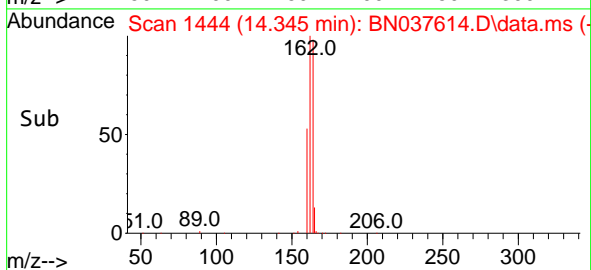
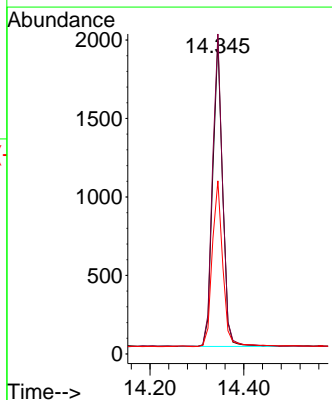
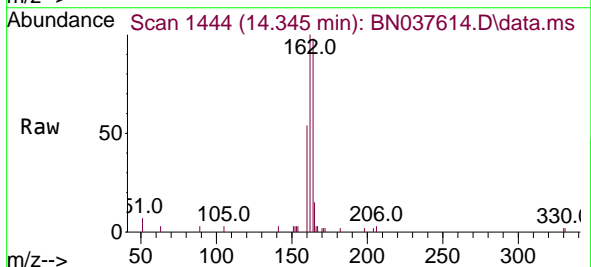
Instrument : BNA\_N  
 ClientSampleId : MW-18B-57.5-081325

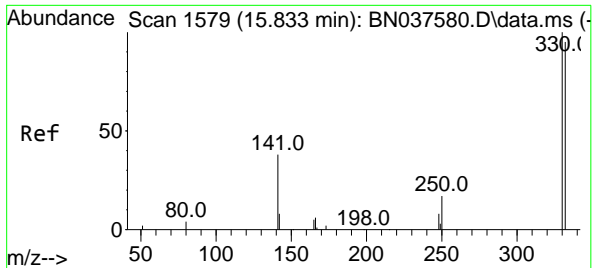
Tgt Ion:152 Resp: 1931  
 Ion Ratio Lower Upper  
 152 100  
 151 22.6 17.3 25.9



#13  
 Acenaphthene-d10  
 Concen: 0.400 ng  
 RT: 14.345 min Scan# 1444  
 Delta R.T. 0.000 min  
 Lab File: BN037614.D  
 Acq: 19 Aug 2025 19:07

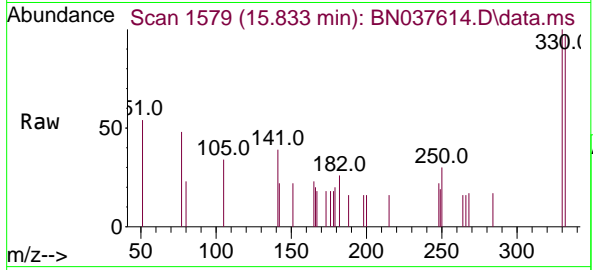
Tgt Ion:164 Resp: 2861  
 Ion Ratio Lower Upper  
 164 100  
 162 102.1 85.5 128.3  
 160 55.2 49.5 74.3





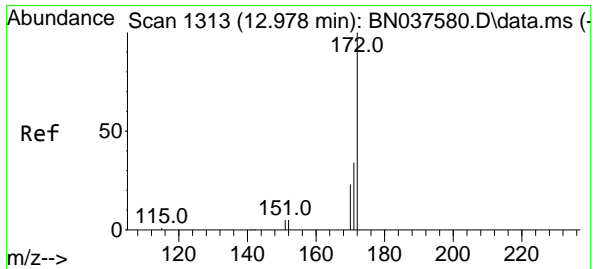
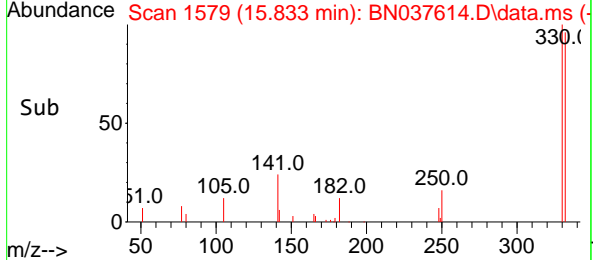
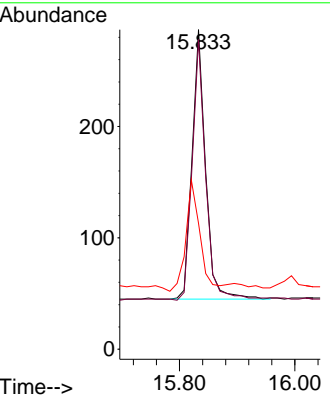
#14  
 2,4,6-Tribromophenol  
 Concen: 0.314 ng  
 RT: 15.833 min Scan# 11  
 Delta R.T. 0.000 min  
 Lab File: BN037614.D  
 Acq: 19 Aug 2025 19:07

Instrument :  
 BNA\_N  
 ClientSampleId :  
 MW-18B-57.5-081325



Tgt Ion: 330 Resp: 393

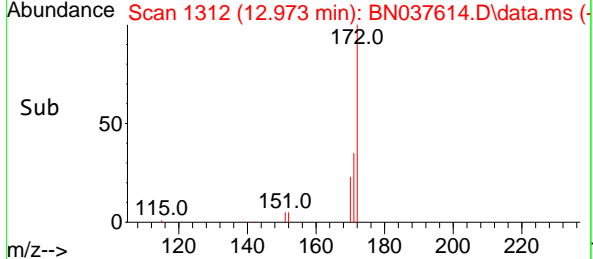
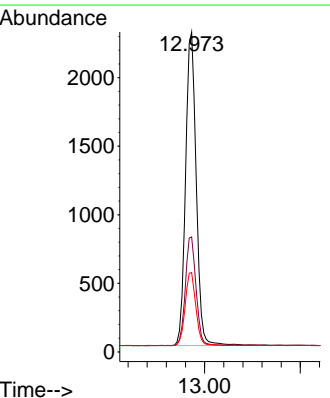
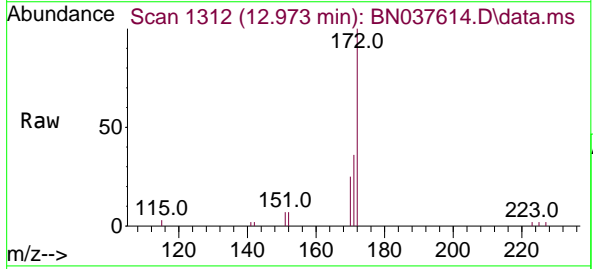
Ion	Ratio	Lower	Upper
330	100		
332	94.7	77.4	116.0
141	42.7	30.9	46.3



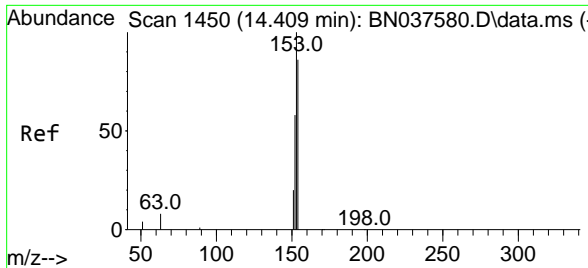
#15  
 2-Fluorobiphenyl  
 Concen: 0.312 ng  
 RT: 12.973 min Scan# 1312  
 Delta R.T. -0.005 min  
 Lab File: BN037614.D  
 Acq: 19 Aug 2025 19:07

Tgt Ion: 172 Resp: 5162

Ion	Ratio	Lower	Upper
172	100		
171	35.9	28.2	42.4
170	24.8	19.2	28.8



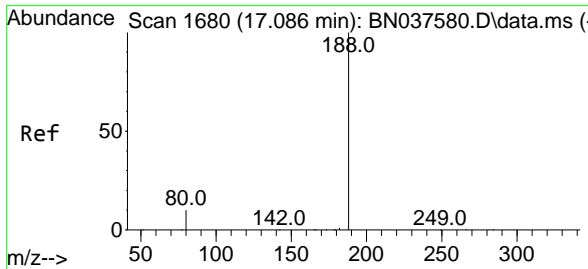
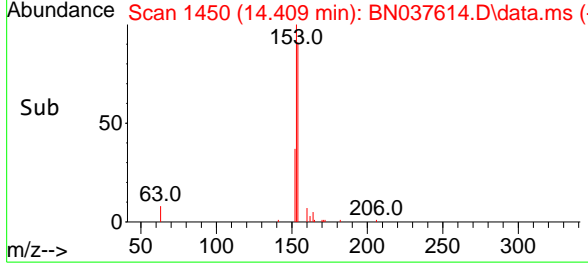
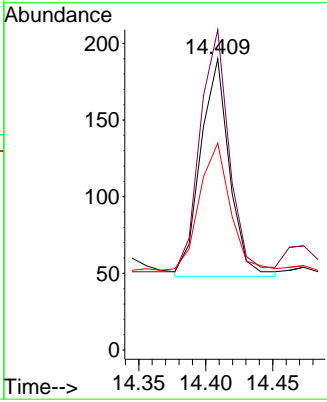
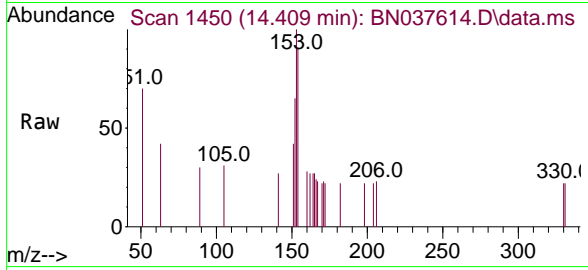




#17  
 Acenaphthene  
 Concen: 0.024 ng  
 RT: 14.409 min Scan# 14  
 Delta R.T. 0.000 min  
 Lab File: BN037614.D  
 Acq: 19 Aug 2025 19:07

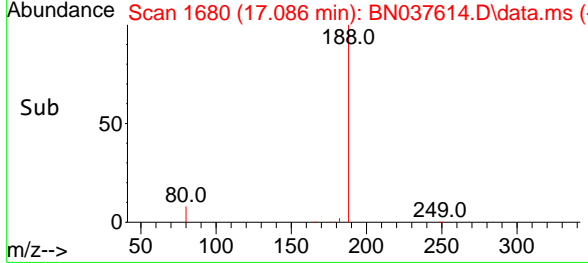
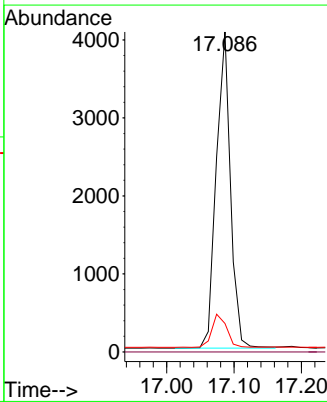
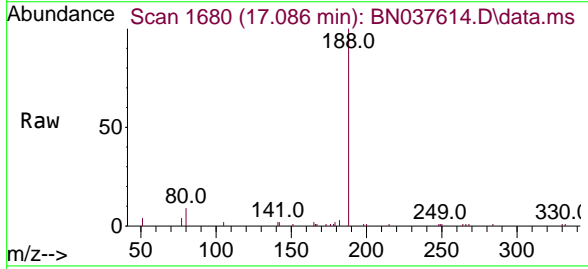
Instrument : BNA\_N  
 ClientSampleId : MW-18B-57.5-081325

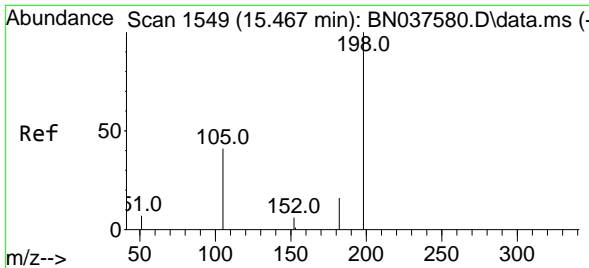
Tgt Ion	Resp	Lower	Upper
154	100		
153	112.7	90.6	135.8
152	61.8	54.9	82.3



#19  
 Phenanthrene-d10  
 Concen: 0.400 ng  
 RT: 17.086 min Scan# 1680  
 Delta R.T. 0.000 min  
 Lab File: BN037614.D  
 Acq: 19 Aug 2025 19:07

Tgt Ion	Resp	Lower	Upper
188	100		
94	0.0	0.0	0.0
80	8.9	9.1	13.7#

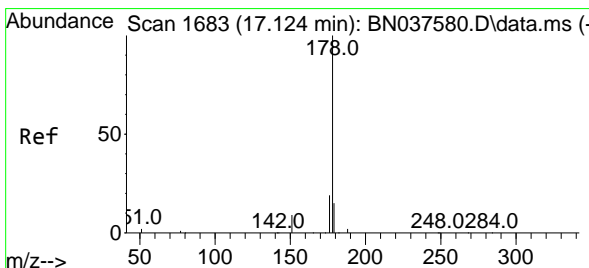
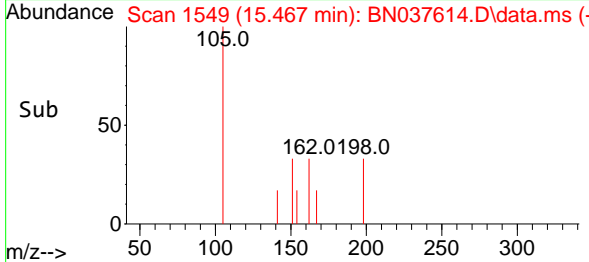
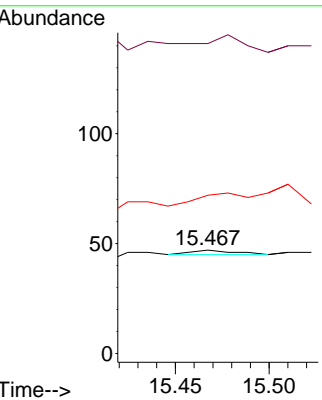
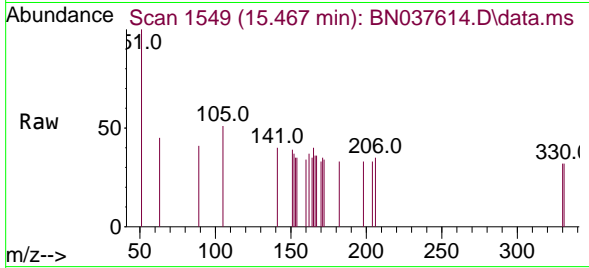




#20  
 4,6-Dinitro-2-methylphenol  
 Concen: 0.184 ng  
 RT: 15.467 min Scan# 1549  
 Delta R.T. 0.000 min  
 Lab File: BN037614.D  
 Acq: 19 Aug 2025 19:07

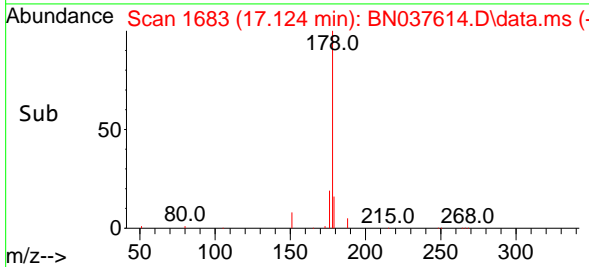
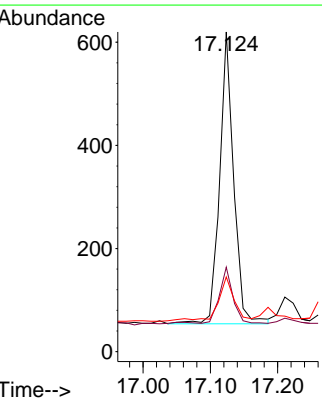
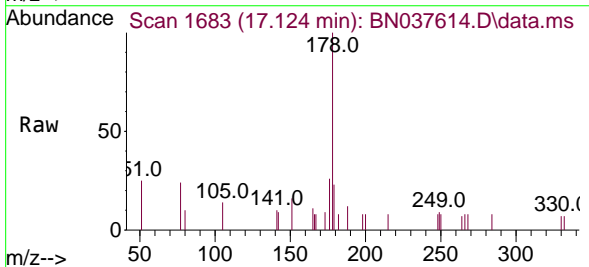
Instrument : BNA\_N  
 ClientSampleId : MW-18B-57.5-081325

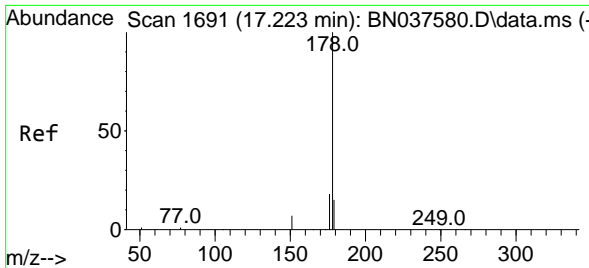
Tgt Ion	Resp	Lower	Upper
198	100		
51	300.0	81.0	121.6#
105	153.2	52.5	78.7#



#25  
 Phenanthrene  
 Concen: 0.045 ng  
 RT: 17.124 min Scan# 1683  
 Delta R.T. 0.000 min  
 Lab File: BN037614.D  
 Acq: 19 Aug 2025 19:07

Tgt Ion	Resp	Lower	Upper
178	100		
176	19.2	15.0	22.6
179	15.2	12.3	18.5

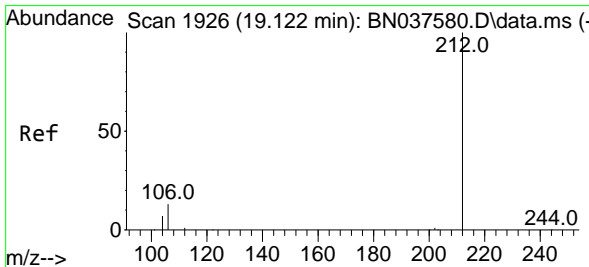
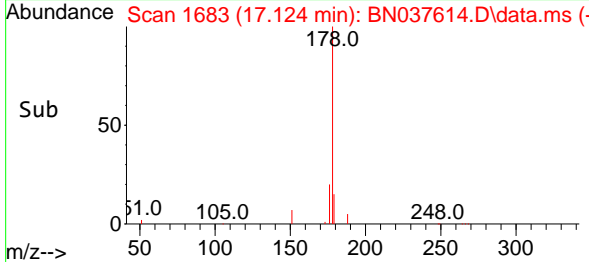
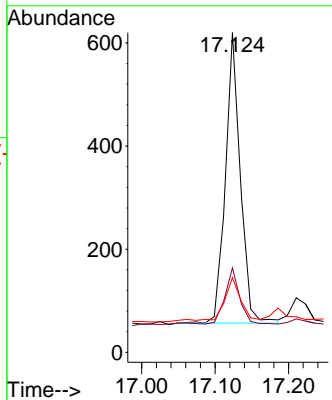
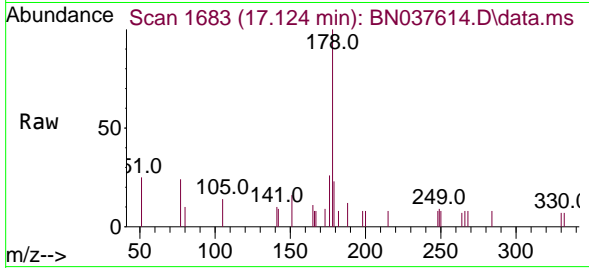




#26  
 Anthracene  
 Concen: 0.050 ng  
 RT: 17.124 min Scan# 1683  
 Delta R.T. -0.099 min  
 Lab File: BN037614.D  
 Acq: 19 Aug 2025 19:07

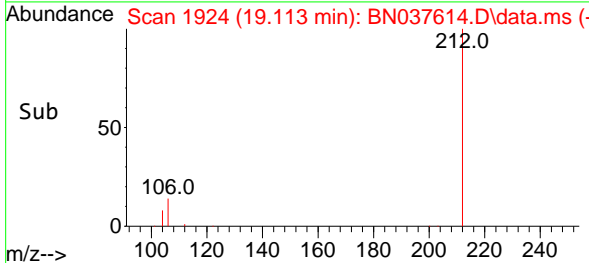
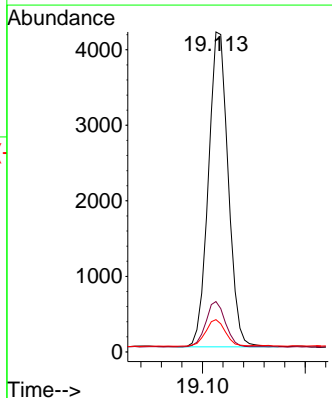
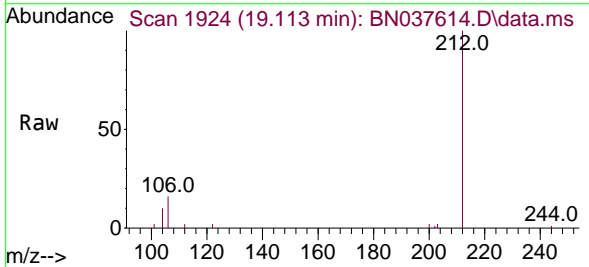
Instrument : BNA\_N  
 ClientSampleId : MW-18B-57.5-081325

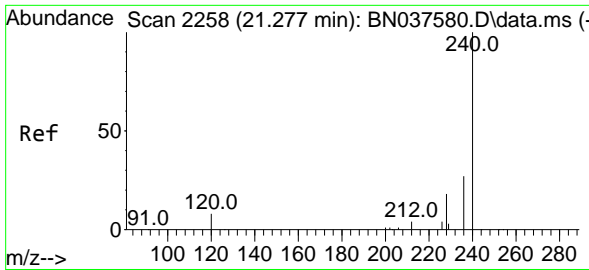
Tgt Ion	Resp	Lower	Upper
178	100		
176	18.7	14.7	22.1
179	15.0	12.3	18.5



#27  
 Fluoranthene-d10  
 Concen: 0.356 ng  
 RT: 19.113 min Scan# 1924  
 Delta R.T. -0.009 min  
 Lab File: BN037614.D  
 Acq: 19 Aug 2025 19:07

Tgt Ion	Resp	Lower	Upper
212	100		
106	14.7	11.5	17.3
104	8.4	6.6	9.8

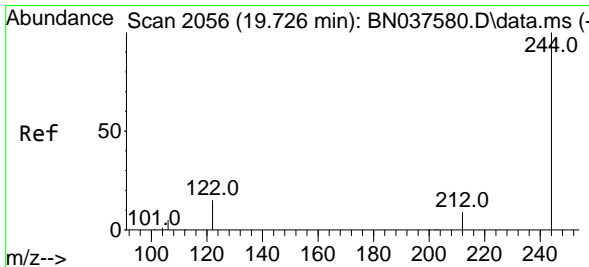

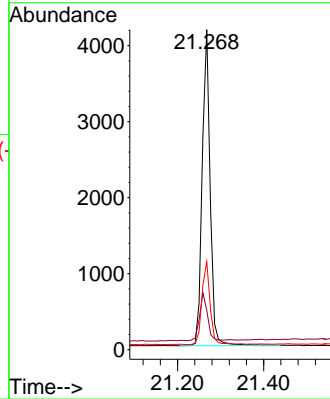
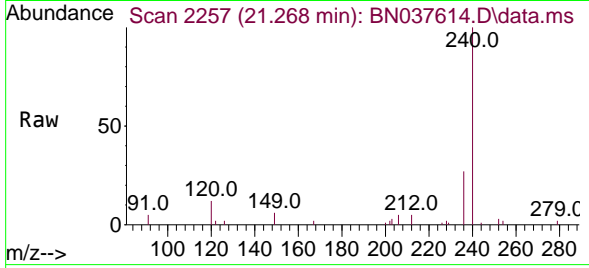




#29  
 Chrysene-d12  
 Concen: 0.400 ng  
 RT: 21.268 min Scan# 21  
 Delta R.T. -0.009 min  
 Lab File: BN037614.D  
 Acq: 19 Aug 2025 19:07

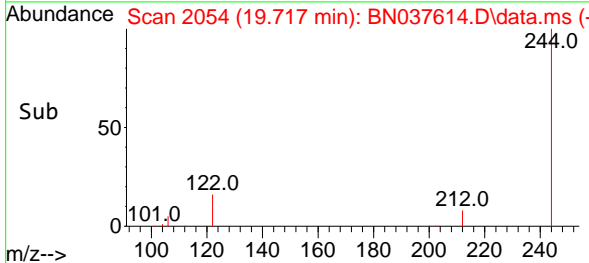
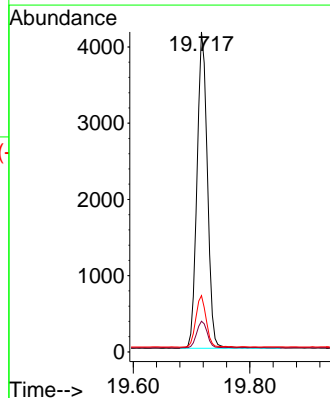
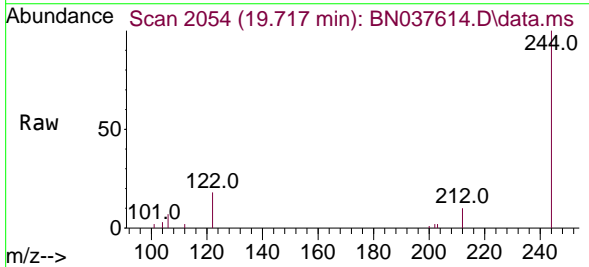
Instrument :  
 BNA\_N  
 ClientSampleId :  
 MW-18B-57.5-081325

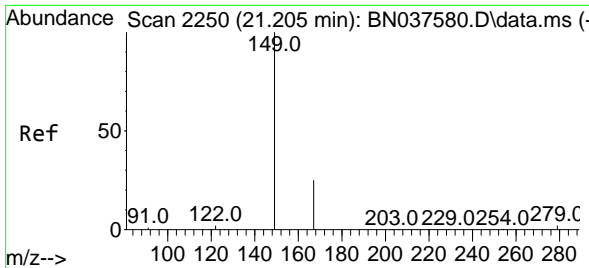
Tgt Ion	Resp	Ion Ratio	Lower	Upper
240	5314	100		
120		12.3	8.9	13.3
236		27.5	22.6	33.8



#31  
 Terphenyl-d14  
 Concen: 0.469 ng  
 RT: 19.717 min Scan# 2054  
 Delta R.T. -0.009 min  
 Lab File: BN037614.D  
 Acq: 19 Aug 2025 19:07

Tgt Ion	Resp	Ion Ratio	Lower	Upper
244	5126	100		
212		9.6	8.2	12.2
122		17.6	13.2	19.8

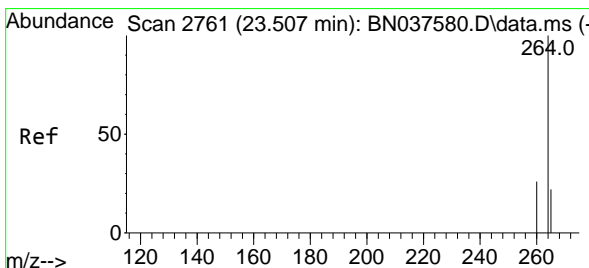
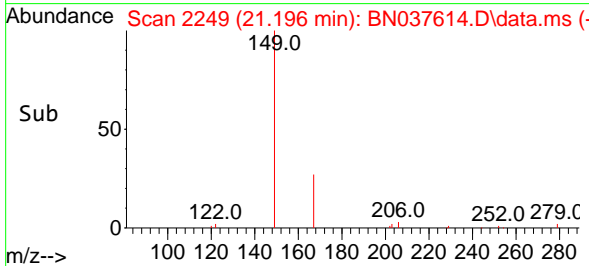
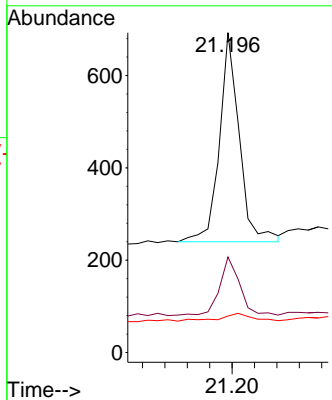
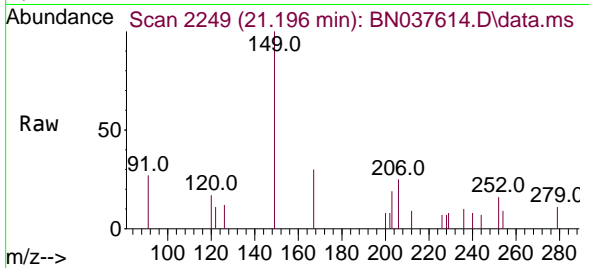




#34  
 Bis(2-ethylhexyl)phthalate  
 Concen: 0.076 ng  
 RT: 21.196 min Scan# 21  
 Delta R.T. -0.009 min  
 Lab File: BN037614.D  
 Acq: 19 Aug 2025 19:07

Instrument : BNA\_N  
 ClientSampleId : MW-18B-57.5-081325

Tgt Ion	Resp	Lower	Upper
149	100		
167	27.6	20.5	30.7
279	5.9	2.6	4.0



#35  
 Perylene-d12  
 Concen: 0.400 ng  
 RT: 23.499 min Scan# 2758  
 Delta R.T. -0.009 min  
 Lab File: BN037614.D  
 Acq: 19 Aug 2025 19:07

Tgt Ion	Resp	Lower	Upper
264	100		
260	27.2	21.6	32.4
265	65.5	48.2	72.4

