

Data Path : Z:\svoasrv\HPCHEM1\BNA_N\Data\BN091622\
 Data File : BN021786.D
 Acq On : 16 Sep 2022 13:27
 Operator : CG/JU
 Sample : N4601-16
 Misc :
 ALS Vial : 4 Sample Multiplier: 1

Instrument :
 BNA_N
 ClientSampleId :
 A5757

Quant Time: Sep 17 00:20:44 2022
 Quant Method : Z:\svoasrv\HPCHEM1\BNA_N\Methods\SFAM-EPA-BN081922.M
 Quant Title : SVOA CALIBRATION
 QLast Update : Sat Sep 17 00:17:38 2022
 Response via : Initial Calibration

Compound	R.T.	QIon	Response	Conc	Units	Dev(Min)
Internal Standards						
1) 1,4-Dichlorobenzene-d4	8.046	152	244745	20.000	ng/ul	0.00
20) Naphthalene-d8	10.875	136	1072715	20.000	ng/ul	0.00
38) Acenaphthene-d10	14.704	164	631415	20.000	ng/ul	0.00
64) Phenanthrene-d10	17.457	188	1192369	20.000	ng/ul	0.00
79) Chrysene-d12	21.651	240	689462	20.000	ng/ul	0.00
88) Perylene-d12	24.162	264	672356	20.000	ng/ul	0.00
System Monitoring Compounds						
3) 1,4-Dioxane-d8	3.358	96	18518	2.841	ng/uL	0.00
4) Pyridine-d5	3.805	84	23208	1.306	ng/ul	0.02
7) Phenol-d5	7.199	99	357722	16.115	ng/ul	0.00
9) Bis-(2-Chloroethyl)eth...	7.369	67	245792	18.293	ng/ul	0.00
11) 2-Chlorophenol-d4	7.569	132	298345	18.474	ng/ul	0.00
15) 4-Methylphenol-d8	8.763	113	257044	14.758	ng/ul	0.00
21) Nitrobenzene-d5	9.222	128	154434	21.131	ng/ul	0.00
24) 2-Nitrophenol-d4	9.951	143	156424	23.962	ng/ul	0.00
28) 2,4-Dichlorophenol-d3	10.493	165	280261	19.385	ng/ul	0.00
31) 4-Chloroaniline-d4	11.022	131	72519	2.954	ng/ul	0.00
46) Dimethylphthalate-d6	14.110	166	889604	20.613	ng/ul	0.00
49) Acenaphthylene-d8	14.398	160	1054843	20.966	ng/ul	0.00
54) 4-Nitrophenol-d4	14.904	143	61985	7.218	ng/ul	0.00
60) Fluorene-d10	15.698	176	760439	20.250	ng/ul	0.00
65) 4,6-Dinitro-2-methylph...	15.816	200	99968	20.961	ng/ul	0.00
73) Anthracene-d10	17.557	188	1063545	20.240	ng/ul	0.00
81) Pyrene-d10	19.851	212	926618	28.261	ng/ul	0.00
92) Benzo(a)pyrene-d12	23.998	264	666305	20.908	ng/ul	0.00
Target Compounds						
6) Benzaldehyde	7.175	77	13820	1.433	ng/ul#	63
8) Phenol	7.228	94	30349	1.323	ng/ul	94
16) Acetophenone	8.881	105	79205	2.875	ng/ul	98
30) Naphthalene	10.928	128	650429	11.645	ng/ul	99
36) 2-Methylnaphthalene	12.540	142	603940	15.984	ng/ul	100
37) 1-Methylnaphthalene	12.757	142	540981	14.246	ng/ul	98
43) 1,1'-Biphenyl	13.539	154	124984	2.709	ng/ul	98
50) Acenaphthylene	14.428	152	413564	7.120	ng/ul#	97
52) Acenaphthene	14.769	153	40710	1.085	ng/ul	96
56) Dibenzofuran	15.104	168	433702	8.043	ng/ul	99
72) Phenanthrene	17.498	178	1371407	21.775	ng/ul	100
74) Anthracene	17.592	178	478755	7.634	ng/ul	98
77) Carbazole	17.863	167	114192	1.927	ng/ul#	88
80) Fluoranthene	19.516	202	2165249	54.748	ng/ul#	94
82) Pyrene	19.880	202	2053058	49.807	ng/ul#	91
85) Benzo(a)anthracene	21.633	228	831665	20.034	ng/ul	95
87) Chrysene	21.686	228	880882	21.916	ng/ul	95
90) Benzo(b)fluoranthene	23.392	252	1648513	40.301	ng/ul#	91
91) Benzo(k)fluoranthene	23.392	252	1648513	45.052	ng/ul#	95
93) Benzo(a)pyrene	24.051	252	685861	17.525	ng/ul#	94
94) Indeno(1,2,3-cd)pyrene	26.809	276	800184	16.654	ng/ul	97
95) Dibenzo(a,h)anthracene	26.815	278	212514	5.241	ng/ul#	77
96) Benzo(g,h,i)perylene	27.627	276	631269	15.056	ng/ul#	90

Data Path : Z:\svoasrv\HPCHEM1\BNA_N\Data\BN091622\
 Data File : BN021786.D
 Acq On : 16 Sep 2022 13:27
 Operator : CG/JU
 Sample : N4601-16
 Misc :
 ALS Vial : 4 Sample Multiplier: 1

Instrument :
 BNA_N
ClientSampleId :
 A5757

Quant Time: Sep 17 00:20:44 2022
 Quant Method : Z:\svoasrv\HPCHEM1\BNA_N\Methods\SFAM-EPA-BN081922.M
 Quant Title : SVOA CALIBRATION
 QLast Update : Sat Sep 17 00:17:38 2022
 Response via : Initial Calibration

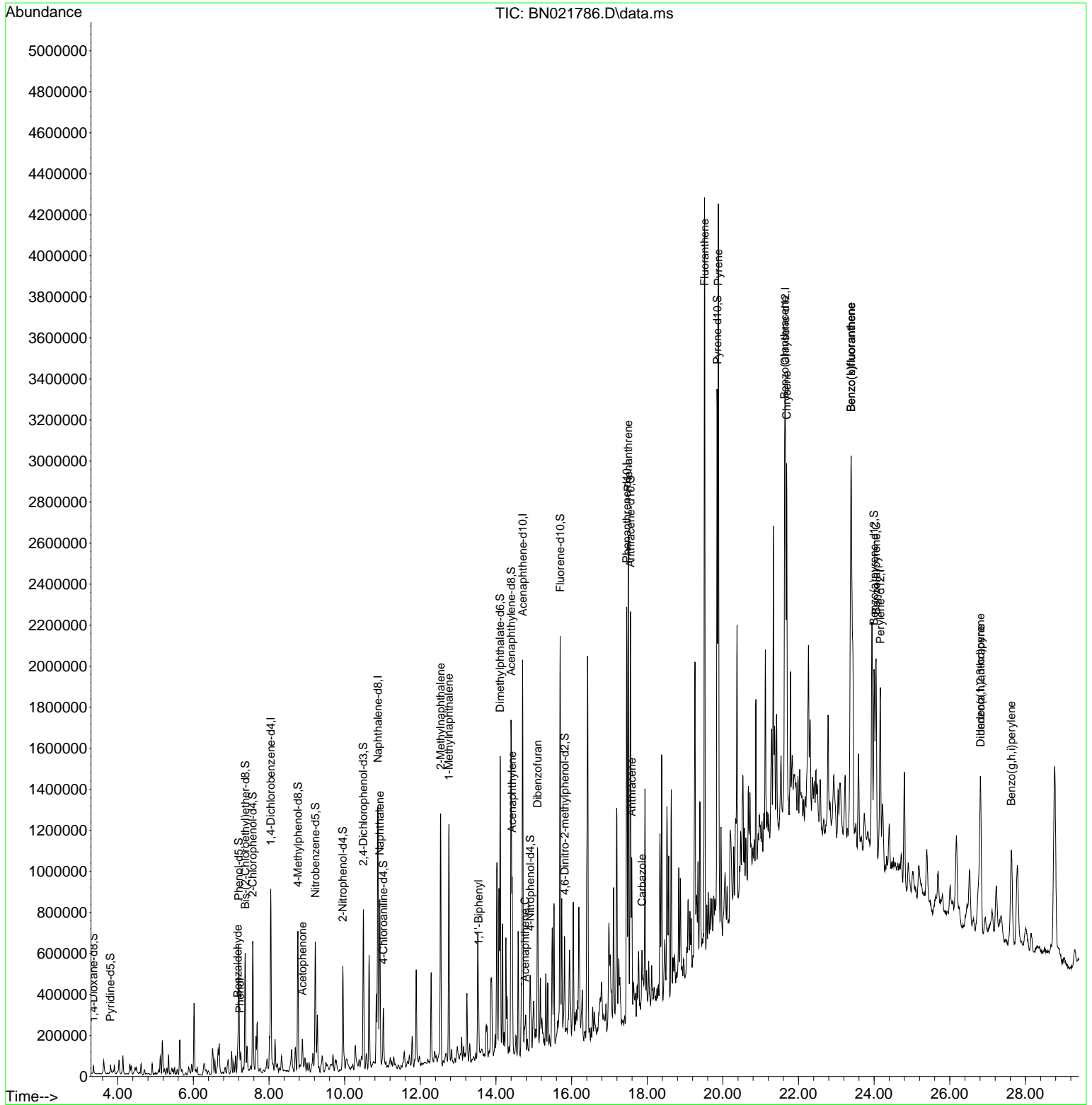
Compound	R.T.	QIon	Response	Conc	Units	Dev(Min)

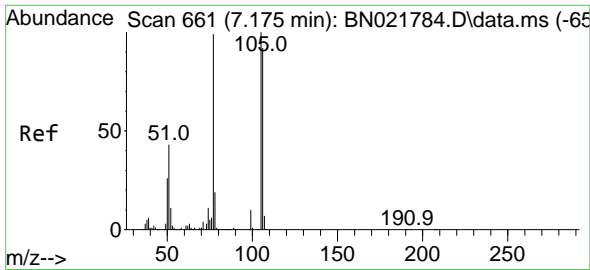
(#) = qualifier out of range (m) = manual integration (+) = signals summed

Data Path : Z:\svoasrv\HPCHEM1\BNA_N\Data\BN091622\
 Data File : BN021786.D
 Acq On : 16 Sep 2022 13:27
 Operator : CG/JU
 Sample : N4601-16
 Misc :
 ALS Vial : 4 Sample Multiplier: 1

Instrument :
 BNA_N
 ClientSampleId :
 A5757

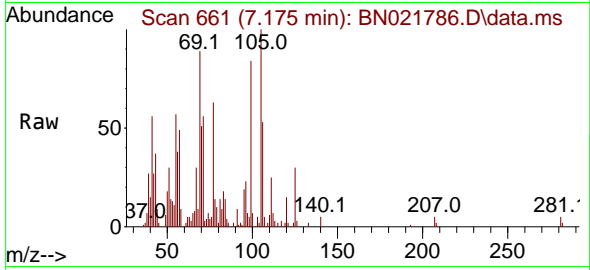
Quant Time: Sep 17 00:20:44 2022
 Quant Method : Z:\svoasrv\HPCHEM1\BNA_N\Methods\SFAM-EPA-BN081922.M
 Quant Title : SVOA CALIBRATION
 QLast Update : Sat Sep 17 00:17:38 2022
 Response via : Initial Calibration



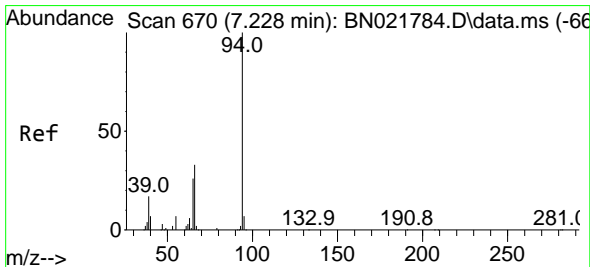
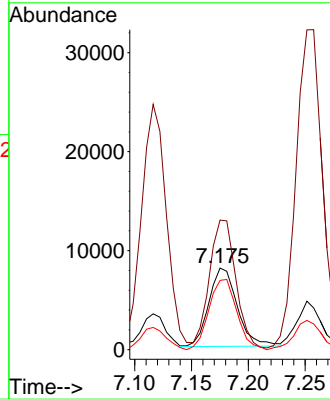
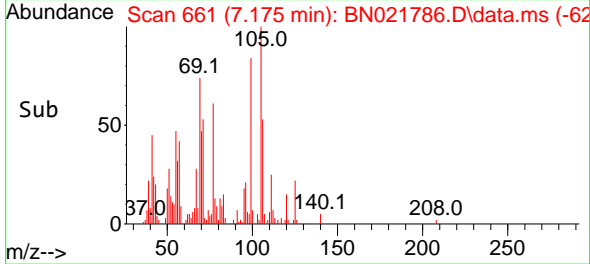


#6
Benzaldehyde
Concen: 1.433 ng/u1
RT: 7.175 min Scan# 60
Delta R.T. -0.000 min
Lab File: BN021786.D
Acq: 16 Sep 2022 13:27

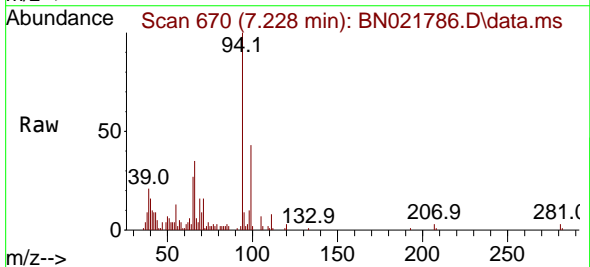
Instrument :
BNA_N
ClientSampleId :
A5757



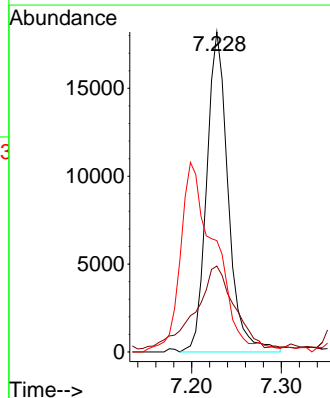
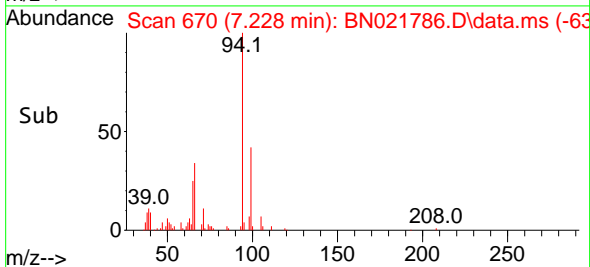
Tgt Ion: 77 Resp: 13820
Ion Ratio Lower Upper
77 100
105 158.7 74.7 112.1#
106 84.7 70.2 105.4

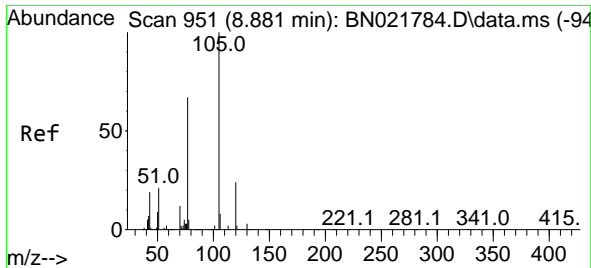


#8
Phenol
Concen: 1.323 ng/u1
RT: 7.228 min Scan# 670
Delta R.T. -0.000 min
Lab File: BN021786.D
Acq: 16 Sep 2022 13:27



Tgt Ion: 94 Resp: 30349
Ion Ratio Lower Upper
94 100
65 26.9 23.6 35.4
66 34.8 31.2 46.8

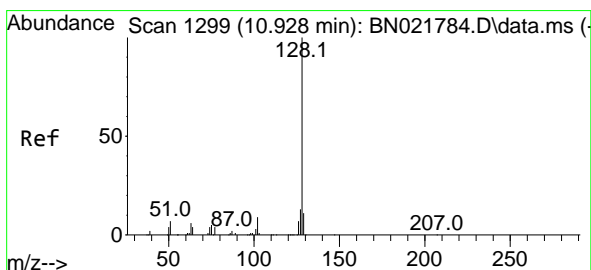
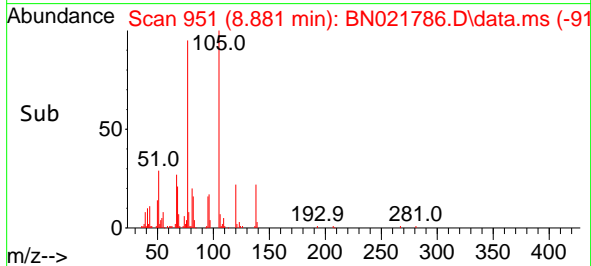
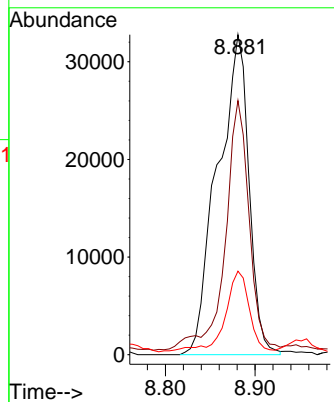
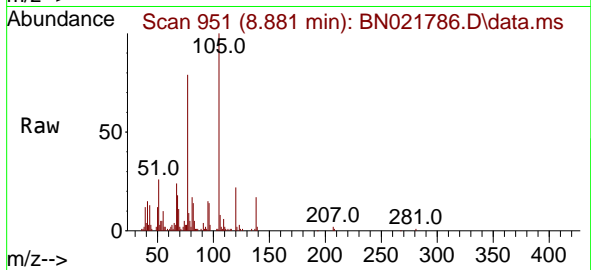




#16
 Acetophenone
 Concen: 2.875 ng/u1
 RT: 8.881 min Scan# 91
 Delta R.T. -0.000 min
 Lab File: BN021786.D
 Acq: 16 Sep 2022 13:27

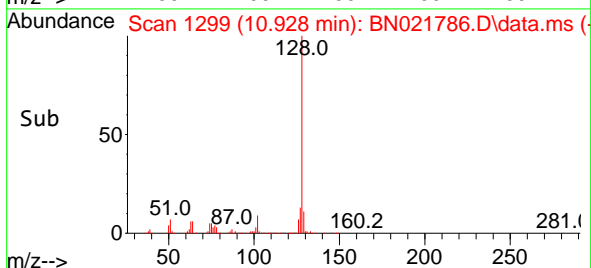
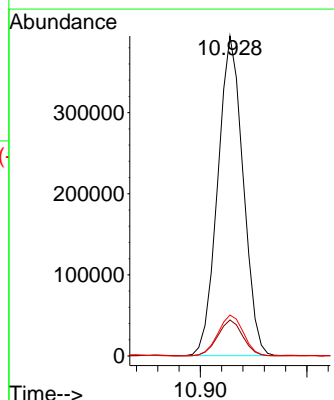
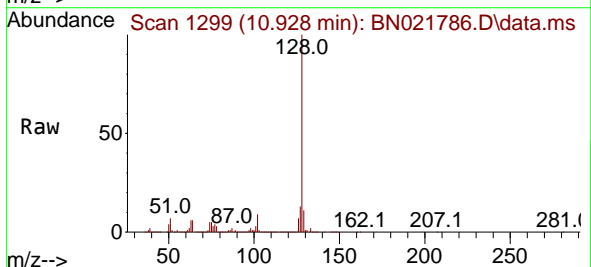
Instrument :
 BNA_N
 ClientSampleId :
 A5757

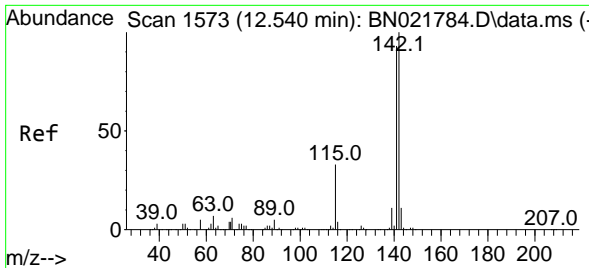
Tgt Ion	Resp	Lower	Upper
105	79205		
77	79.4	63.5	95.3
51	26.1	23.5	35.3



#30
 Naphthalene
 Concen: 11.645 ng/u1
 RT: 10.928 min Scan# 1299
 Delta R.T. -0.000 min
 Lab File: BN021786.D
 Acq: 16 Sep 2022 13:27

Tgt Ion	Resp	Lower	Upper
128	650429		
129	11.2	8.7	13.1
127	12.8	10.6	16.0

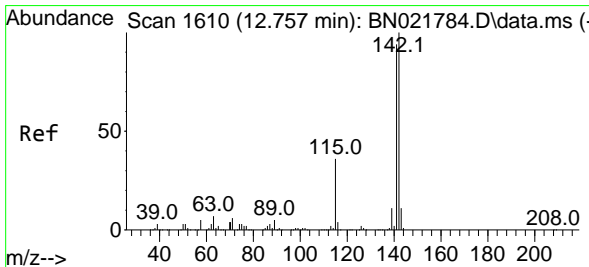
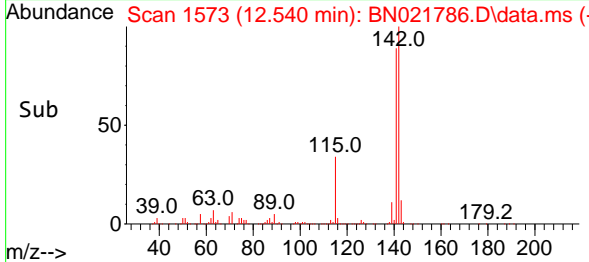
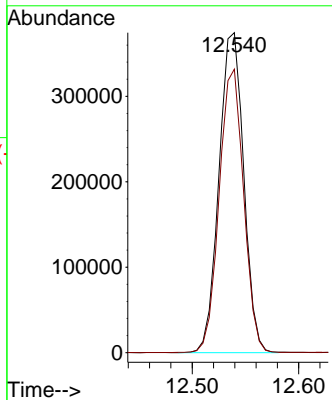
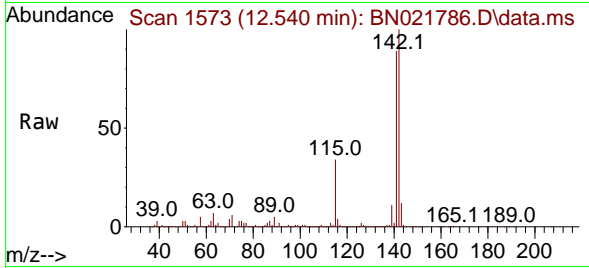




#36
 2-Methylnaphthalene
 Concen: 15.984 ng/ul
 RT: 12.540 min Scan# 11
 Delta R.T. -0.000 min
 Lab File: BN021786.D
 Acq: 16 Sep 2022 13:27

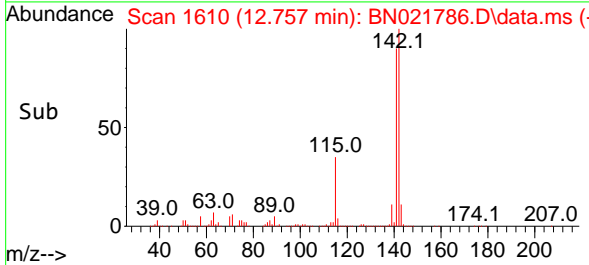
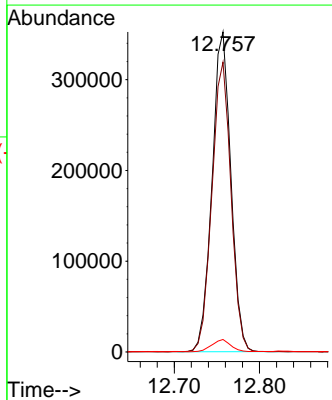
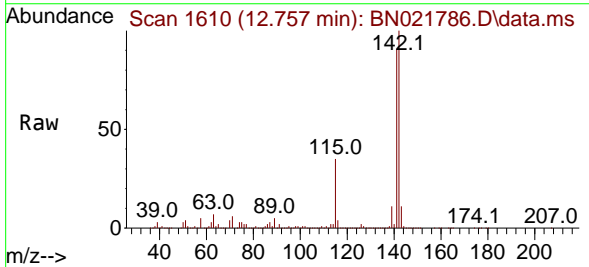
Instrument : BNA_N
 ClientSampleId : A5757

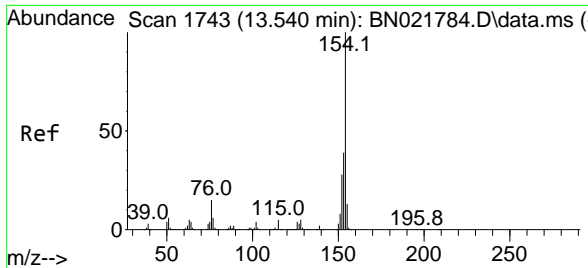
Tgt Ion:142 Resp: 603940
 Ion Ratio Lower Upper
 142 100
 141 88.6 70.6 105.8



#37
 1-Methylnaphthalene
 Concen: 14.246 ng/ul
 RT: 12.757 min Scan# 1610
 Delta R.T. -0.000 min
 Lab File: BN021786.D
 Acq: 16 Sep 2022 13:27

Tgt Ion:142 Resp: 540981
 Ion Ratio Lower Upper
 142 100
 141 90.6 70.9 106.3
 116 3.9 3.1 4.7

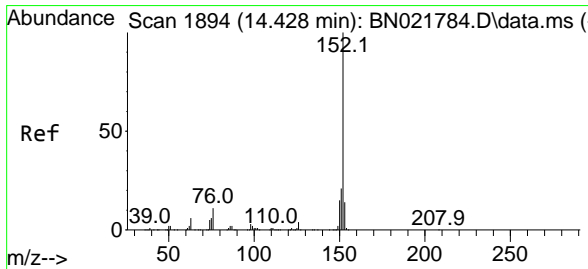
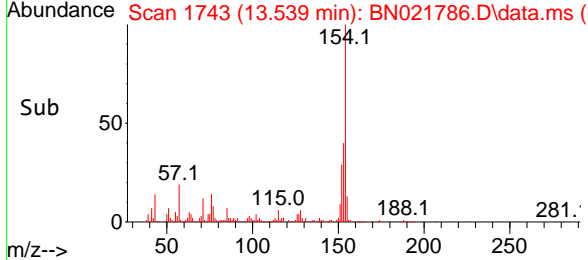
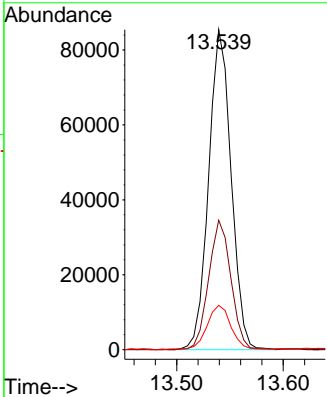
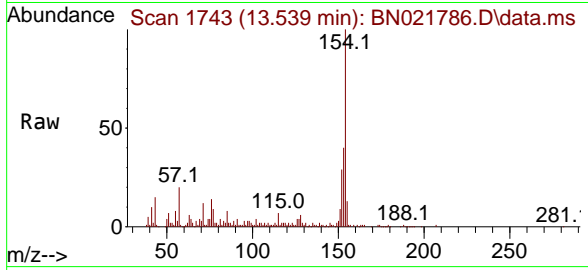




#43
 1,1'-Biphenyl
 Concen: 2.709 ng/uI
 RT: 13.539 min Scan# 1743
 Delta R.T. -0.000 min
 Lab File: BN021786.D
 Acq: 16 Sep 2022 13:27

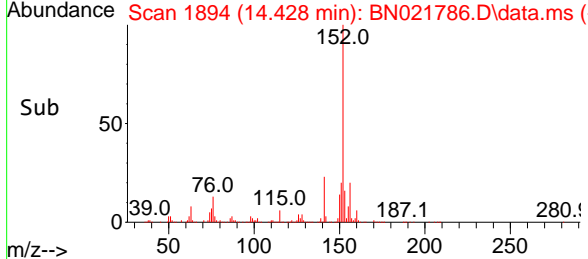
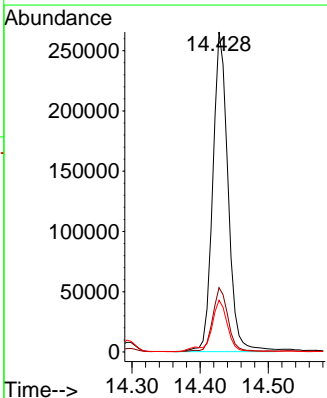
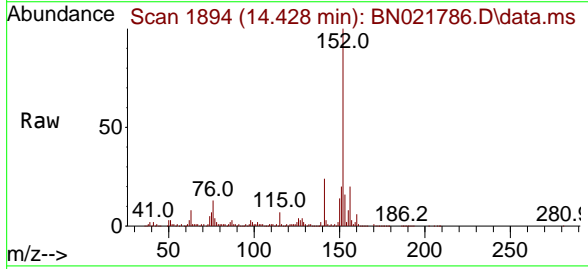
Instrument : BNA_N
 ClientSampleId : A5757

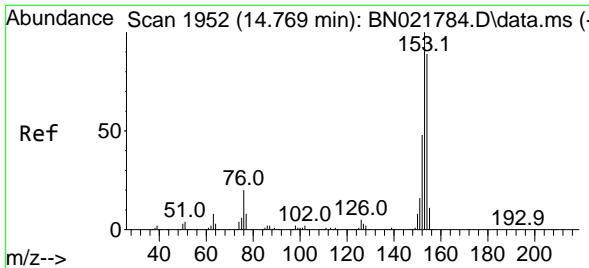
Tgt Ion	Resp	Lower	Upper
154	124984		
153	40.4	31.5	47.3
76	13.9	10.5	15.7



#50
 Acenaphthylene
 Concen: 7.120 ng/uI
 RT: 14.428 min Scan# 1894
 Delta R.T. -0.000 min
 Lab File: BN021786.D
 Acq: 16 Sep 2022 13:27

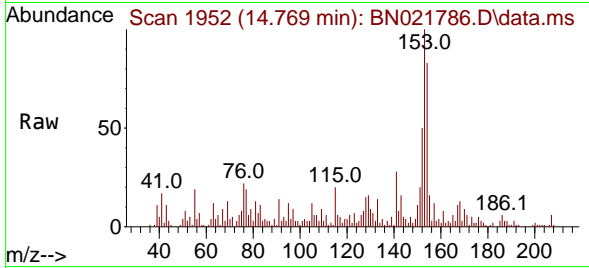
Tgt Ion	Resp	Lower	Upper
152	413564		
151	20.1	16.0	24.0
153	16.1	10.7	16.1#



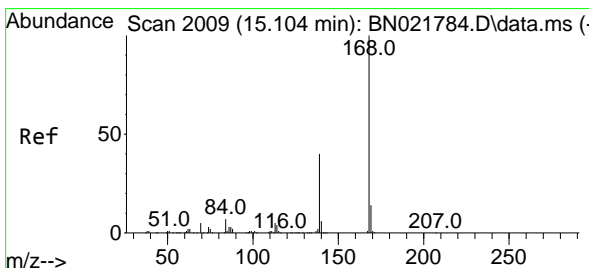
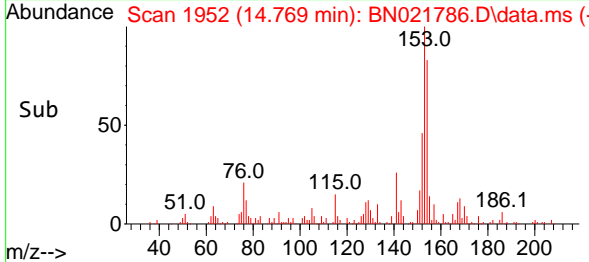
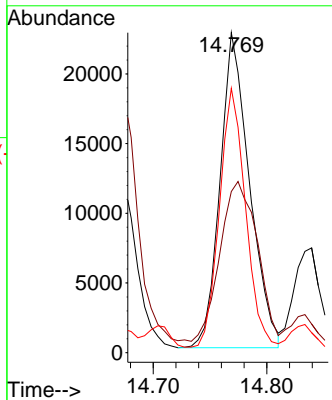


#52
 Acenaphthene
 Concen: 1.085 ng/u1
 RT: 14.769 min Scan# 1952
 Delta R.T. -0.000 min
 Lab File: BN021786.D
 Acq: 16 Sep 2022 13:27

Instrument :
 BNA_N
 ClientSampleId :
 A5757

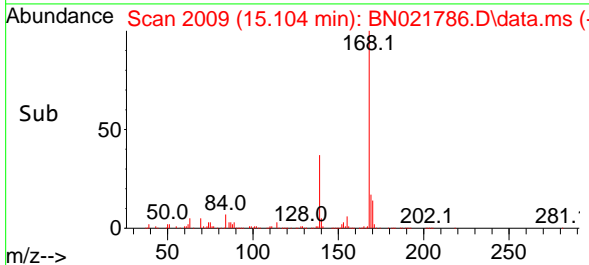
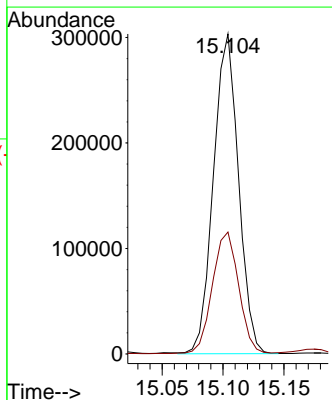
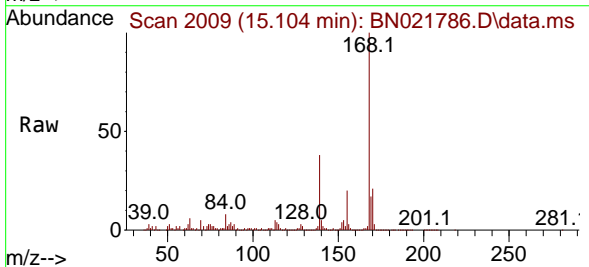


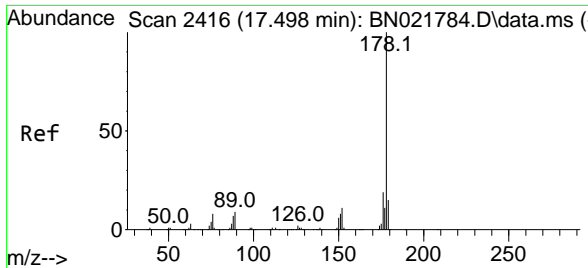
Tgt Ion:153 Resp: 40710
 Ion Ratio Lower Upper
 153 100
 152 50.4 38.4 57.6
 154 82.6 69.7 104.5



#56
 Dibenzofuran
 Concen: 8.043 ng/u1
 RT: 15.104 min Scan# 2009
 Delta R.T. -0.000 min
 Lab File: BN021786.D
 Acq: 16 Sep 2022 13:27

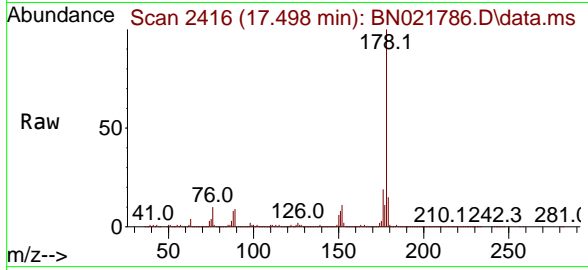
Tgt Ion:168 Resp: 433702
 Ion Ratio Lower Upper
 168 100
 139 38.1 31.1 46.7





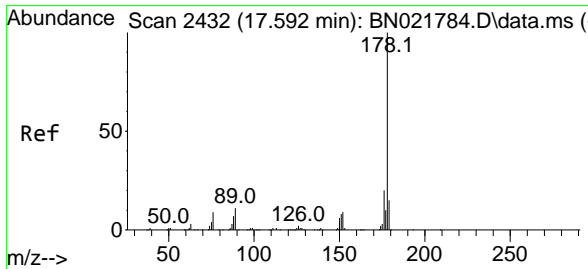
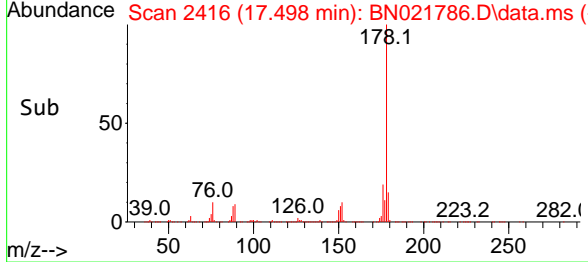
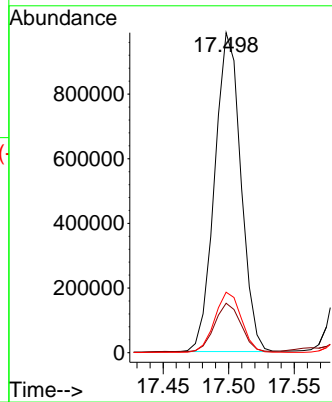
#72
 Phenanthrene
 Concen: 21.775 ng/u1
 RT: 17.498 min Scan# 2416
 Delta R.T. -0.000 min
 Lab File: BN021786.D
 Acq: 16 Sep 2022 13:27

Instrument : BNA_N
 ClientSampleId : A5757



Tgt Ion:178 Resp: 1371407

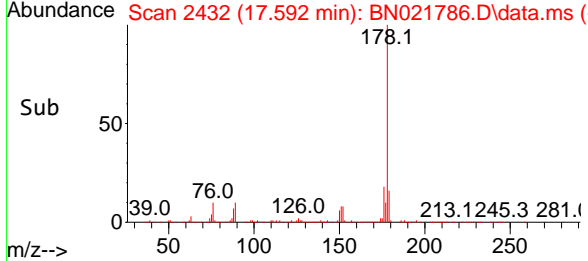
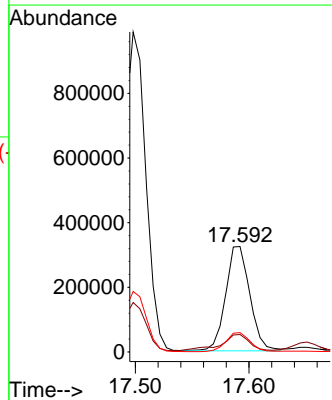
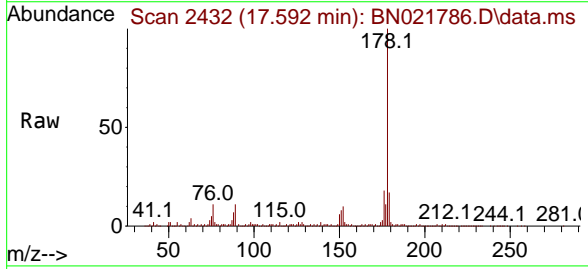
Ion	Ratio	Lower	Upper
178	100		
179	15.5	12.2	18.4
176	18.9	15.2	22.8

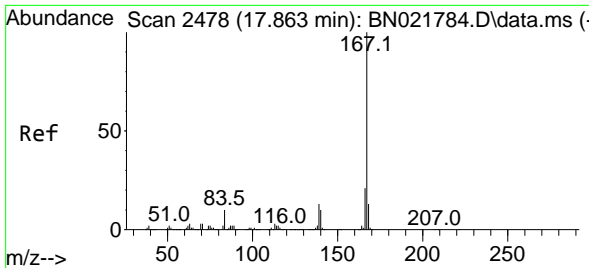


#74
 Anthracene
 Concen: 7.634 ng/u1
 RT: 17.592 min Scan# 2432
 Delta R.T. -0.000 min
 Lab File: BN021786.D
 Acq: 16 Sep 2022 13:27

Tgt Ion:178 Resp: 478755

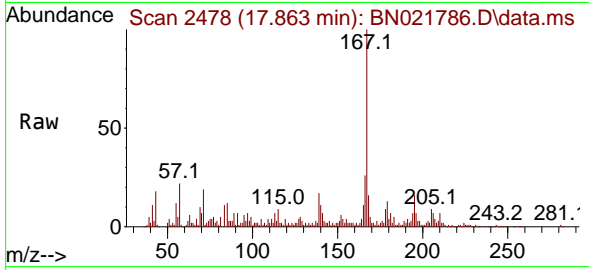
Ion	Ratio	Lower	Upper
178	100		
179	16.5	13.0	19.4
176	18.4	15.5	23.3



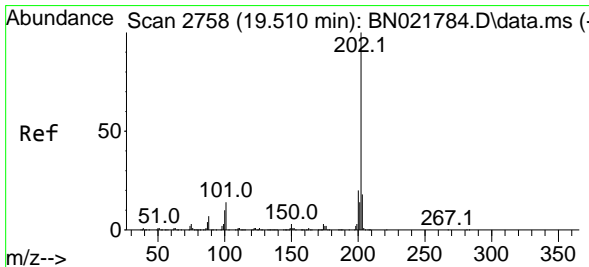
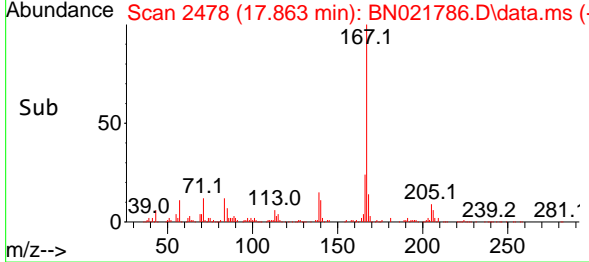
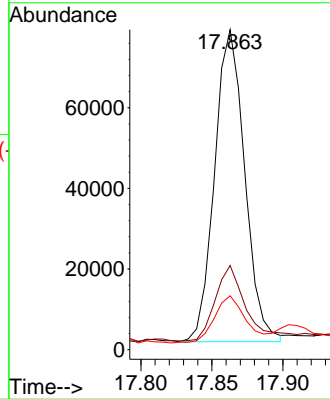


#77
 Carbazole
 Concen: 1.927 ng/u1
 RT: 17.863 min Scan# 2478
 Delta R.T. -0.000 min
 Lab File: BN021786.D
 Acq: 16 Sep 2022 13:27

Instrument :
 BNA_N
 ClientSampleId :
 A5757

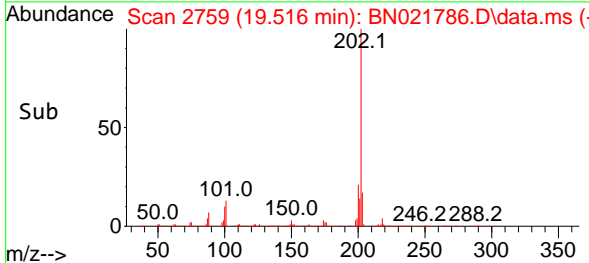
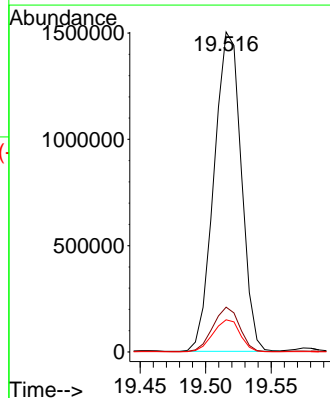
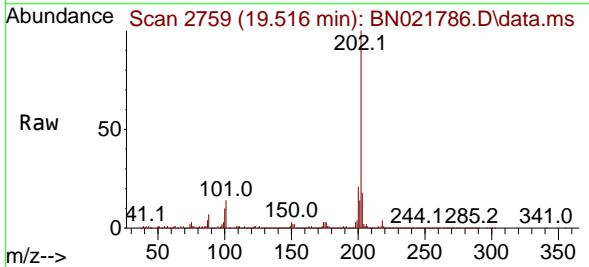


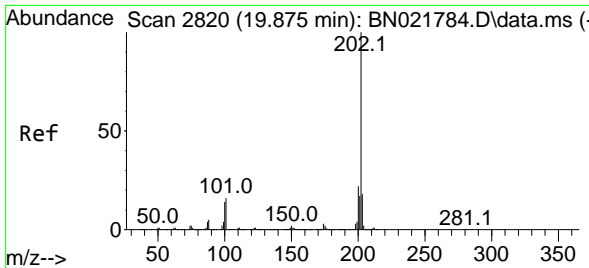
Tgt Ion:167 Resp: 114192
 Ion Ratio Lower Upper
 167 100
 166 26.3 16.1 24.1#
 139 16.9 10.2 15.2#



#80
 Fluoranthene
 Concen: 54.748 ng/u1
 RT: 19.516 min Scan# 2759
 Delta R.T. 0.006 min
 Lab File: BN021786.D
 Acq: 16 Sep 2022 13:27

Tgt Ion:202 Resp: 2165249
 Ion Ratio Lower Upper
 202 100
 101 14.0 8.9 13.3#
 100 10.0 6.7 10.1

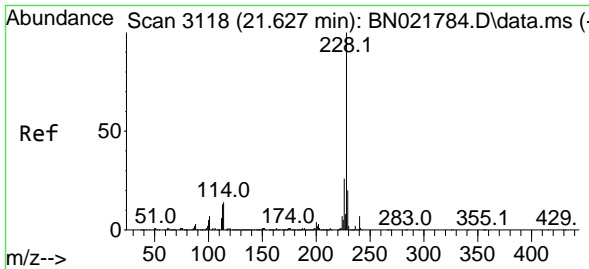
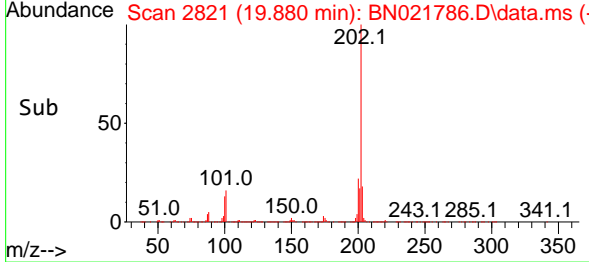
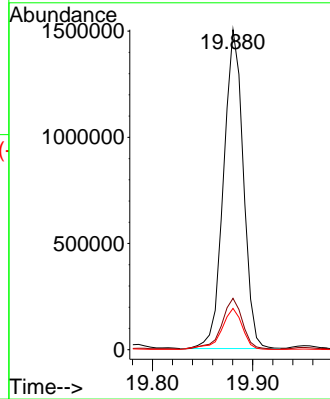
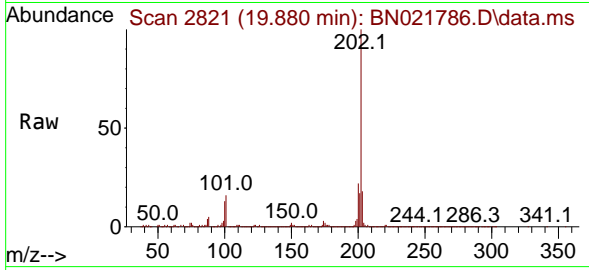




#82
 Pyrene
 Concen: 49.807 ng/u1
 RT: 19.880 min Scan# 2119
 Delta R.T. 0.006 min
 Lab File: BN021786.D
 Acq: 16 Sep 2022 13:27

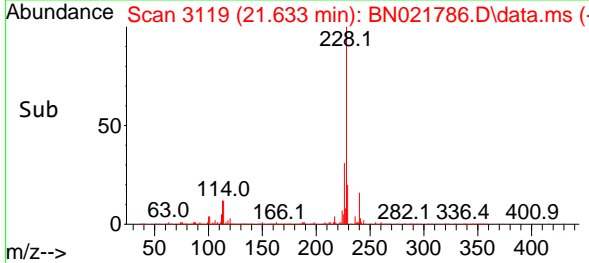
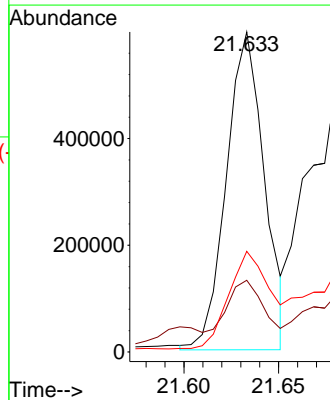
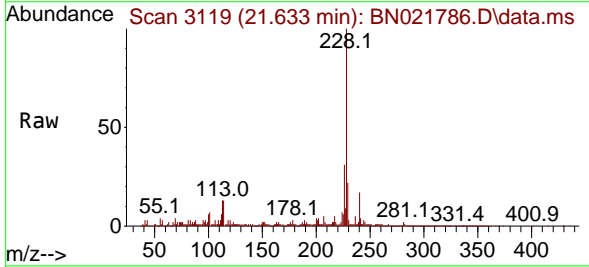
Instrument :
 BNA_N
 ClientSampleId :
 A5757

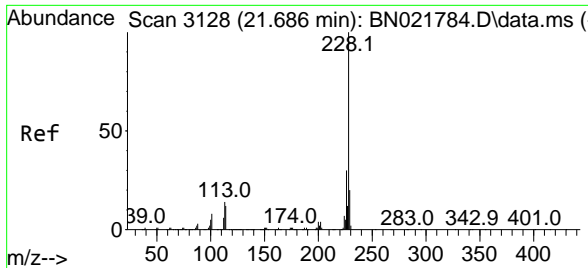
Tgt Ion:202 Resp: 2053058
 Ion Ratio Lower Upper
 202 100
 101 16.0 9.7 14.5#
 100 12.9 8.0 12.0#



#85
 Benzo(a)anthracene
 Concen: 20.034 ng/u1
 RT: 21.633 min Scan# 3119
 Delta R.T. 0.006 min
 Lab File: BN021786.D
 Acq: 16 Sep 2022 13:27

Tgt Ion:228 Resp: 831665
 Ion Ratio Lower Upper
 228 100
 229 22.4 16.3 24.5
 226 31.5 23.2 34.8



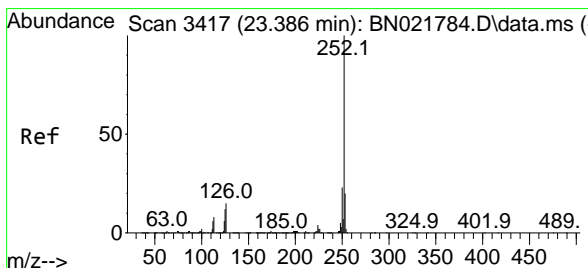
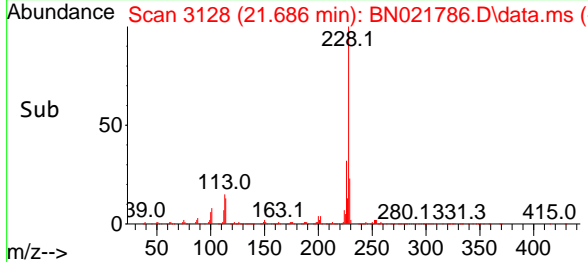
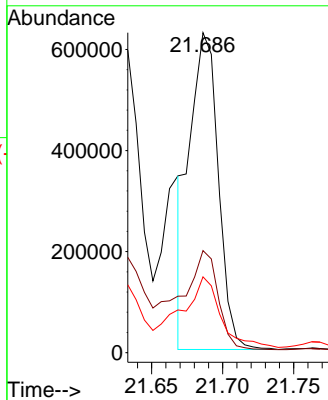
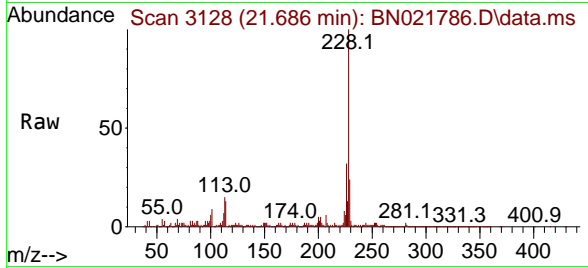


#87
 Chrysene
 Concen: 21.916 ng/u1
 RT: 21.686 min Scan# 3128
 Delta R.T. -0.000 min
 Lab File: BN021786.D
 Acq: 16 Sep 2022 13:27

Instrument :
 BNA_N
 ClientSampleId :
 A5757

Tgt Ion:228 Resp: 880882

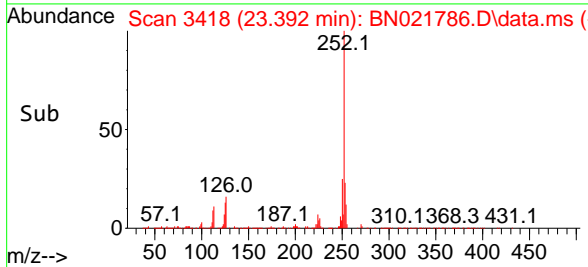
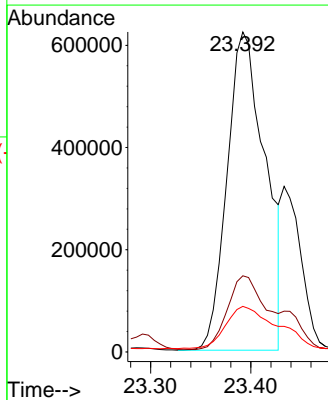
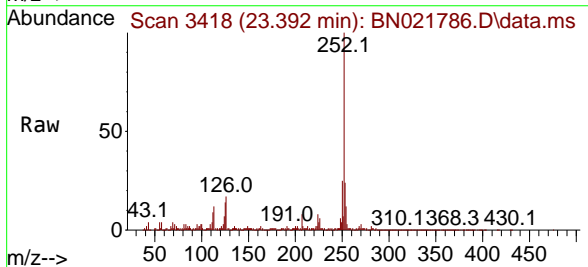
Ion	Ratio	Lower	Upper
228	100		
226	31.9	24.2	36.2
229	23.7	16.2	24.2

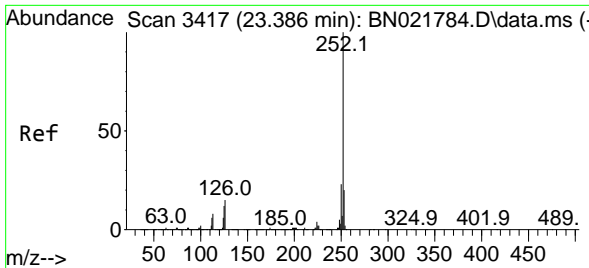


#90
 Benzo(b)fluoranthene
 Concen: 40.301 ng/u1
 RT: 23.392 min Scan# 3418
 Delta R.T. 0.006 min
 Lab File: BN021786.D
 Acq: 16 Sep 2022 13:27

Tgt Ion:252 Resp: 1648513

Ion	Ratio	Lower	Upper
252	100		
253	23.8	16.5	24.7
125	14.2	7.8	11.8

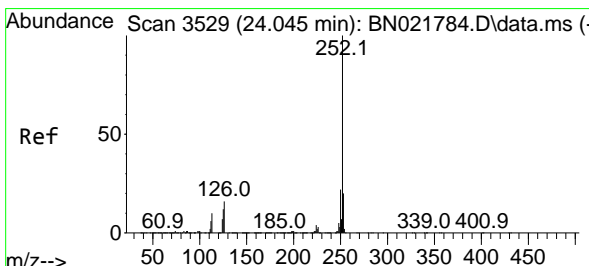
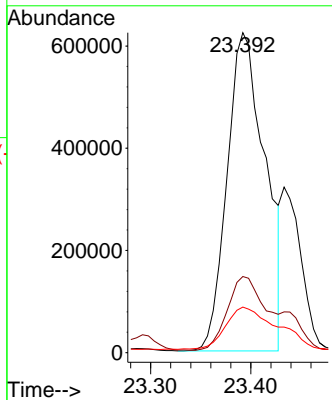
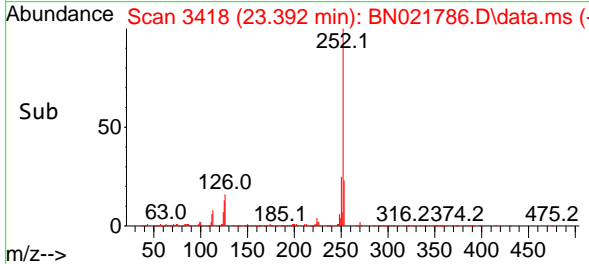
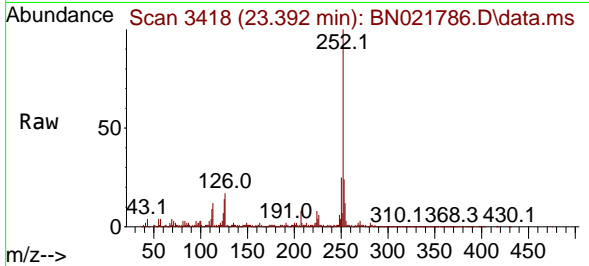




#91
 Benzo(k)fluoranthene
 Concen: 45.052 ng/u1
 RT: 23.392 min Scan# 3417
 Delta R.T. -0.041 min
 Lab File: BN021786.D
 Acq: 16 Sep 2022 13:27

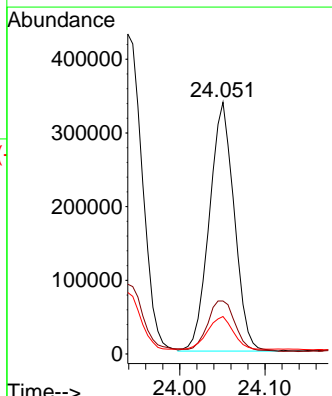
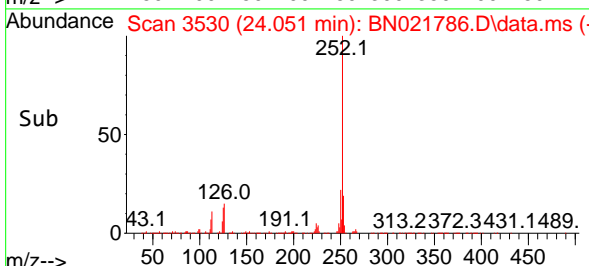
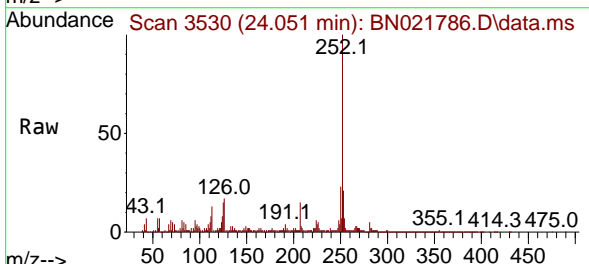
Instrument :
 BNA_N
 ClientSampleId :
 A5757

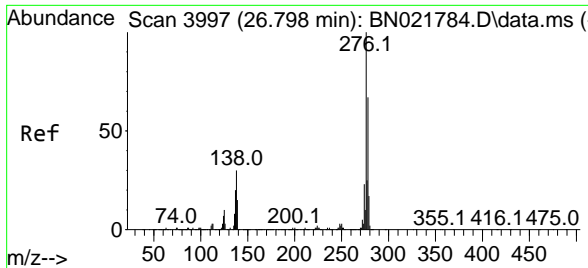
Tgt Ion:252 Resp: 1648513
 Ion Ratio Lower Upper
 252 100
 253 23.8 18.2 27.4
 125 14.2 8.2 12.4#



#93
 Benzo(a)pyrene
 Concen: 17.525 ng/u1
 RT: 24.051 min Scan# 3530
 Delta R.T. 0.006 min
 Lab File: BN021786.D
 Acq: 16 Sep 2022 13:27

Tgt Ion:252 Resp: 685861
 Ion Ratio Lower Upper
 252 100
 253 21.1 18.7 28.1
 125 14.9 9.2 13.8#



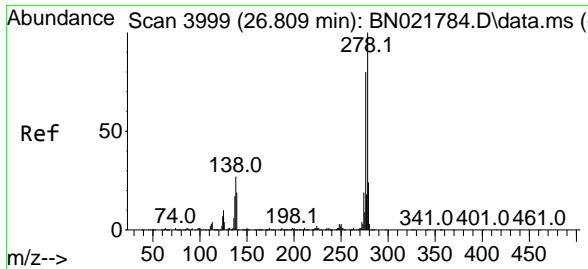
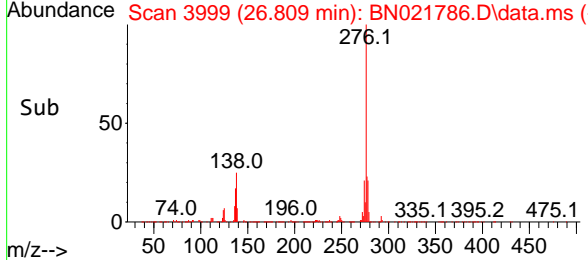
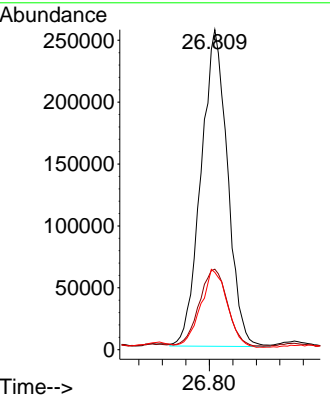
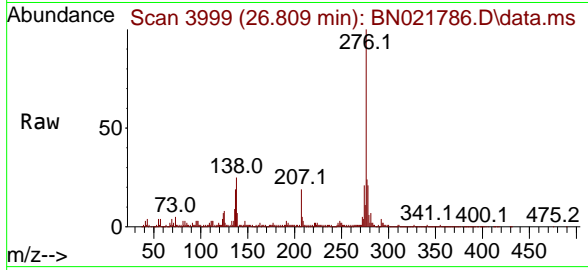


#94
 Indeno(1,2,3-cd)pyrene
 Concen: 16.654 ng/ul
 RT: 26.809 min Scan# 3999
 Delta R.T. 0.012 min
 Lab File: BN021786.D
 Acq: 16 Sep 2022 13:27

Instrument :
 BNA_N
 ClientSampleId :
 A5757

Tgt Ion:276 Resp: 800184

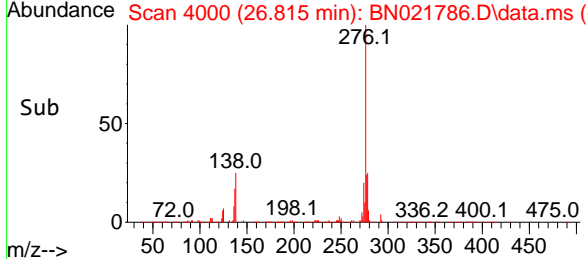
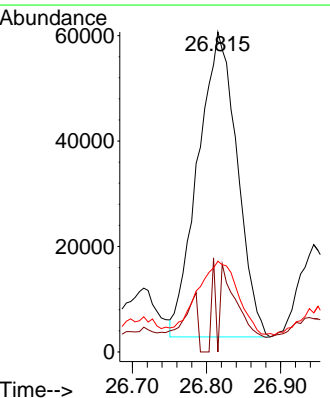
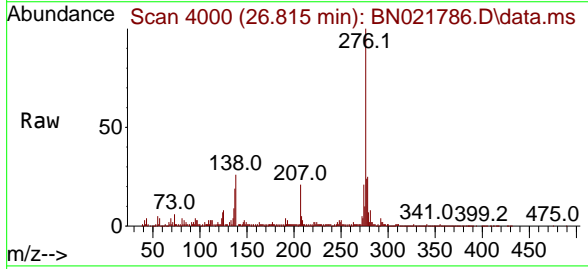
Ion	Ratio	Lower	Upper
276	100		
138	25.1	19.5	29.3
277	24.2	21.4	32.0

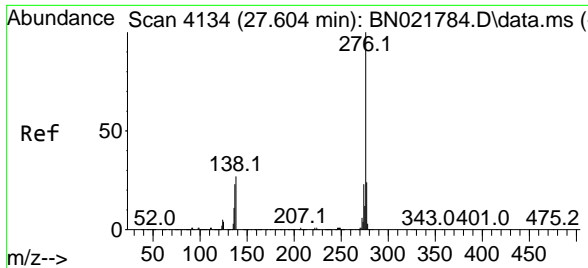


#95
 Dibenzo(a,h)anthracene
 Concen: 5.241 ng/ul
 RT: 26.815 min Scan# 4000
 Delta R.T. 0.006 min
 Lab File: BN021786.D
 Acq: 16 Sep 2022 13:27

Tgt Ion:278 Resp: 212514

Ion	Ratio	Lower	Upper
278	100		
139	0.0	13.8	20.8#
279	28.4	18.3	27.5#





#96
 Benzo(g,h,i)perylene
 Concen: 15.056 ng/ul
 RT: 27.627 min Scan# 4138
 Delta R.T. 0.012 min
 Lab File: BN021786.D
 Acq: 16 Sep 2022 13:27

Instrument : BNA_N
 ClientSampleId : A5757

Tgt Ion: 276 Resp: 631269

Ion	Ratio	Lower	Upper
276	100		
138	27.9	17.0	25.6#
277	25.0	17.8	26.6

