

Data Path : Z:\svoasrv\HPCHEM1\BNA_N\Data\BN091924\
 Data File : BN034051.D
 Acq On : 19 Sep 2024 15:31
 Operator : JU/RC
 Sample : P3845-05DL 50X
 Misc :
 ALS Vial : 7 Sample Multiplier: 1

Instrument :
 BNA_N
 ClientSampleId :

Quant Time: Sep 19 15:59:58 2024
 Quant Method : Z:\svoasrv\HPCHEM1\BNA_N\Methods\8270-SIM-BN091924.M
 Quant Title : ASP BNA STANDARDS FOR 5 POINT CALIBRATION
 QLast Update : Wed Sep 18 16:09:28 2024
 Response via : Initial Calibration

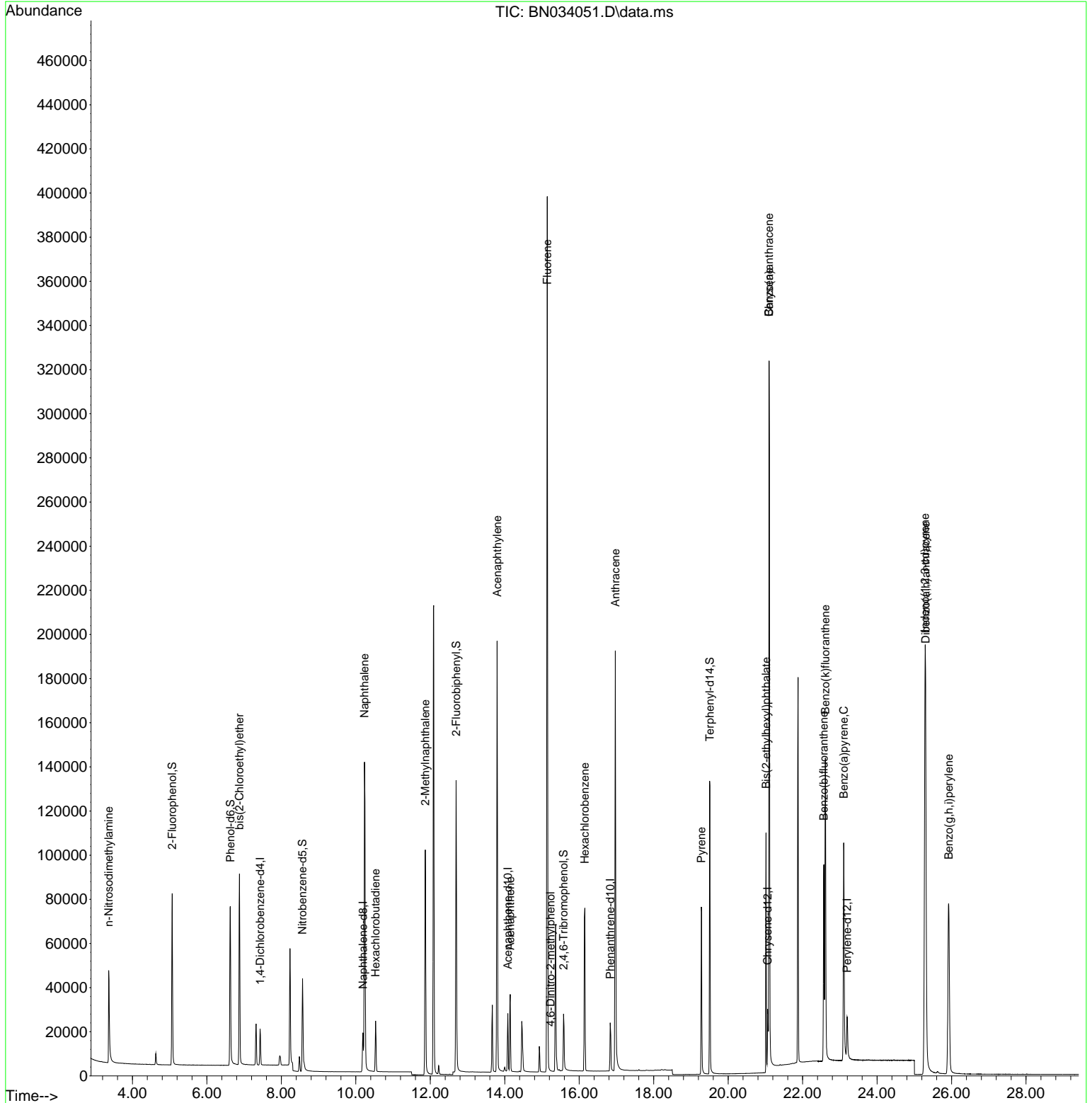
Compound	R. T.	QI on	Response	Conc	Units	Dev(Min)	
Internal Standards							
1) 1,4-Dichlorobenzene-d4	7.430	152	7820	0.400	ng	0.00	
7) Naphthalene-d8	10.191	136	23087	0.400	ng	0.00	
13) Acenaphthene-d10	14.083	164	14195	0.400	ng	0.00	
19) Phenanthrene-d10	16.833	188	31128	0.400	ng	0.00	#
29) Chrysene-d12	21.062	240	25511	0.400	ng	0.00	
35) Perylene-d12	23.195	264	25402	0.400	ng	0.00	
System Monitoring Compounds							
4) 2-Fluorophenol	5.069	112	60181	2.712	ng	0.00	
5) Phenol-d6	6.629	99	70844	2.744	ng	0.00	
8) Nitrobenzene-d5	8.568	82	35597	2.016	ng	0.00	
11) 2-Methylnaphthalene-d10	11.780	152	3	0.000	ng	-0.01	
14) 2,4,6-Tribromophenol	15.579	330	15653	2.434	ng	0.00	
15) 2-Fluorobiphenyl	12.693	172	116916	2.025	ng	0.00	
27) Fluoranthene-d10	18.885	212	13	0.000	ng	0.00	
31) Terphenyl-d14	19.507	244	129632	2.544	ng	0.00	
Target Compounds							
3) n-Nitrosodimethylamine	3.364	42	25975	2.334	ng	93	#
6) bis(2-Chloroethyl)ether	6.874	93	59438	2.603	ng	97	
9) Naphthalene	10.233	128	189560	2.992	ng	99	
10) Hexachlorobutadiene	10.532	225	17616	1.476	ng	99	#
12) 2-Methylnaphthalene	11.867	142	76933	1.866	ng	97	
16) Acenaphthylene	13.794	152	193446	3.184	ng	100	
17) Acenaphthene	14.147	154	18023	0.414	ng	99	
18) Fluorene	15.141	166	215921	3.776	ng	99	
20) 4,6-Dinitro-2-methylph...	15.227	198	5	0.139	ng	1	#
22) Hexachlorobenzene	16.150	284	60731	3.095	ng	99	
26) Anthracene	16.970	178	199827	2.739	ng	100	
30) Pyrene	19.280	202	69844	0.649	ng	99	
32) Benzo(a)anthracene	21.098	228	220498	2.732	ng	96	
33) Chrysene	21.098	228	279248	2.900	ng	99	
34) Bis(2-ethylhexyl)phtha...	21.017	149	71875	2.138	ng	96	#
36) Indeno(1,2,3-cd)pyrene	25.285	276	236437	2.172	ng	99	
37) Benzo(b)fluoranthene	22.569	252	101492	1.020	ng	94	#
38) Benzo(k)fluoranthene	22.610	252	166322	1.592	ng	89	#
39) Benzo(a)pyrene	23.104	252	137743	1.698	ng	88	#
40) Di benzo(a,h)anthracene	25.302	278	167164	1.977	ng	96	
41) Benzo(g,h,i)perylene	25.922	276	146196	1.539	ng	99	

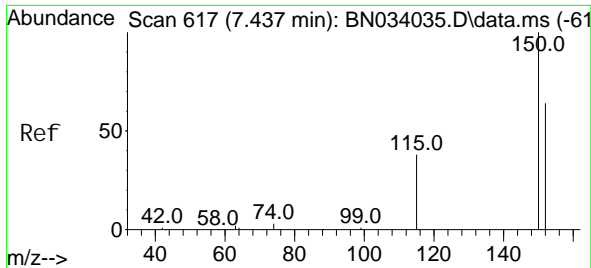
(#) = qualifier out of range (m) = manual integration (+) = signals summed

Data Path : Z:\svoasrv\HPCHEM1\BNA_N\Data\BN091924\
 Data File : BN034051.D
 Acq On : 19 Sep 2024 15:31
 Operator : JU/RC
 Sample : P3845-05DL 50X
 Misc :
 ALS Vial : 7 Sample Multiplier: 1

Instrument :
 BNA_N
 ClientSampleId :

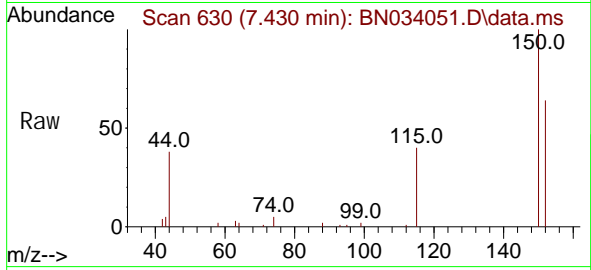
Quant Time: Sep 19 15:59:58 2024
 Quant Method : Z:\svoasrv\HPCHEM1\BNA_N\Methods\8270-SIM-BN091924.M
 Quant Title : ASP BNA STANDARDS FOR 5 POINT CALIBRATION
 QLast Update : Wed Sep 18 16:09:28 2024
 Response via : Initial Calibration



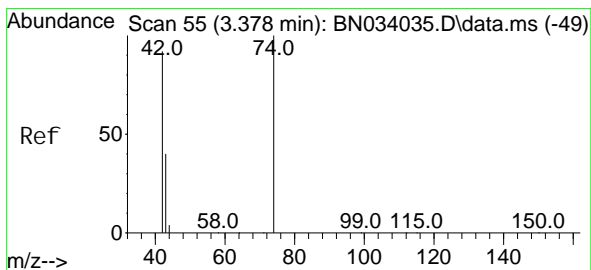
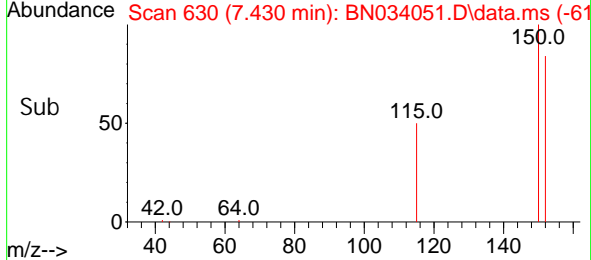
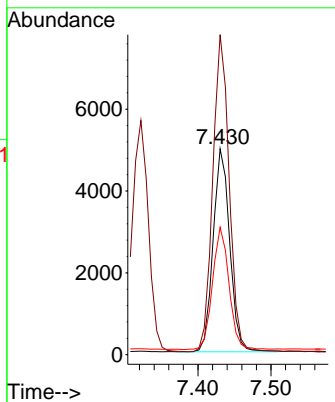


#1
 1, 4-Di chl orobenzene-d4
 Concen: 0.400 ng
 RT: 7.430 min Scan# 61
 Delta R.T. -0.007 min
 Lab File: BN034051.D
 Acq: 19 Sep 2024 15:31

Instrument :
 BNA_N
 ClientSampleId :

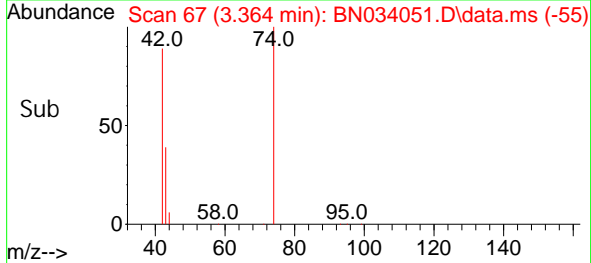
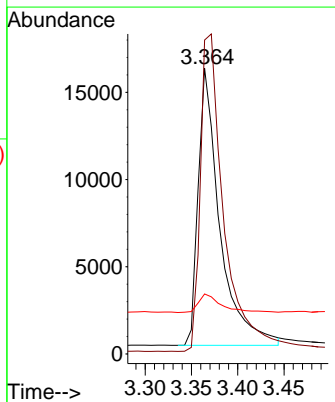
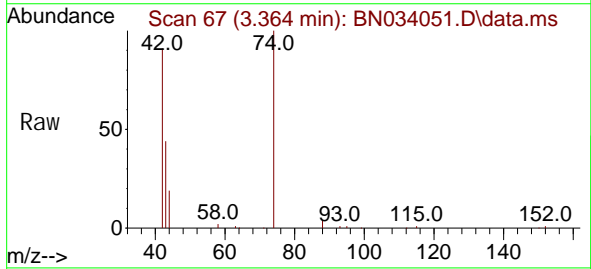


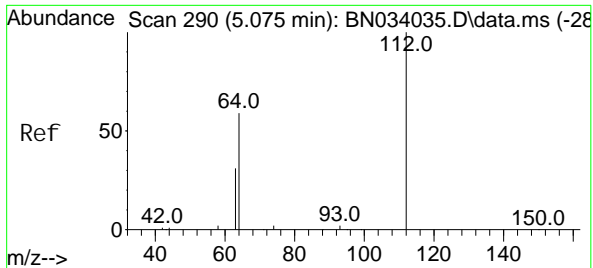
Tgt Ion: 152 Resp: 7820
 Ion Ratio Lower Upper
 152 100
 150 155.4 124.6 187.0
 115 61.9 50.0 75.0



#3
 n-Ni trosodi methyl ami ne
 Concen: 2.334 ng
 RT: 3.364 min Scan# 67
 Delta R.T. -0.014 min
 Lab File: BN034051.D
 Acq: 19 Sep 2024 15:31

Tgt Ion: 42 Resp: 25975
 Ion Ratio Lower Upper
 42 100
 74 123.6 94.6 142.0
 44 7.1 12.4 18.6#

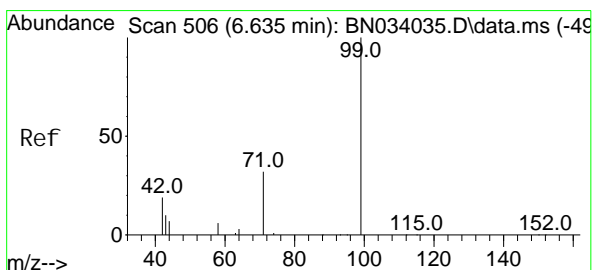
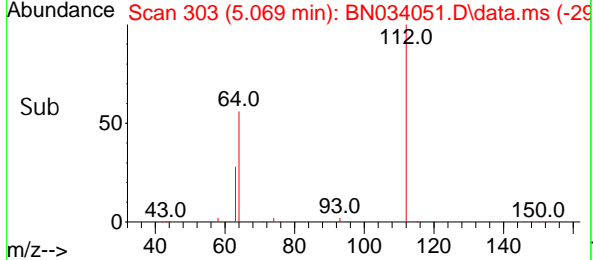
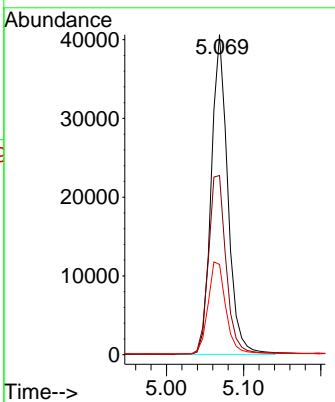
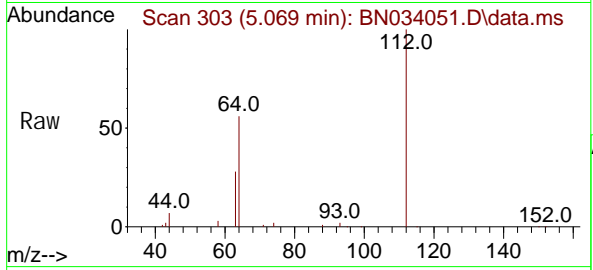




#4
 2-Fluorophenol
 Concen: 2.712 ng
 RT: 5.069 min Scan# 303
 Delta R.T. -0.006 min
 Lab File: BN034051.D
 Acq: 19 Sep 2024 15:31

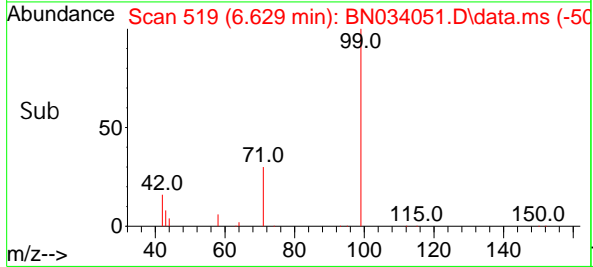
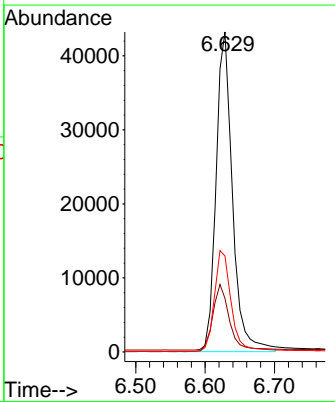
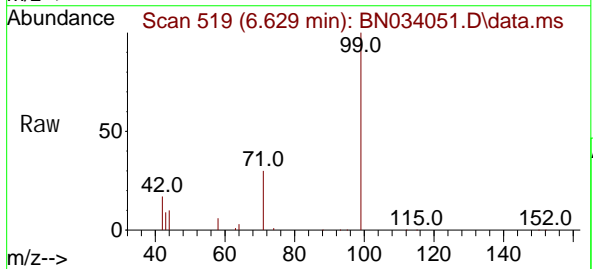
Instrument :
 BNA_N
 ClientSampleId :

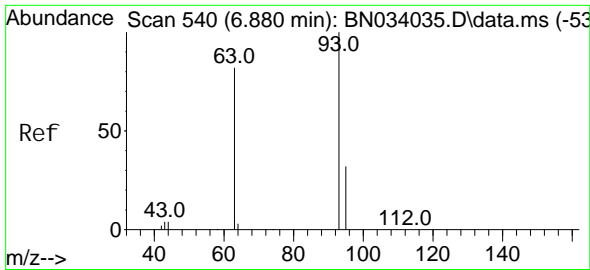
Tgt Ion	Resp	Lower	Upper
112	100		
64	60.1	48.6	72.8
63	30.8	25.6	38.4



#5
 Phenol-d6
 Concen: 2.744 ng
 RT: 6.629 min Scan# 519
 Delta R.T. -0.006 min
 Lab File: BN034051.D
 Acq: 19 Sep 2024 15:31

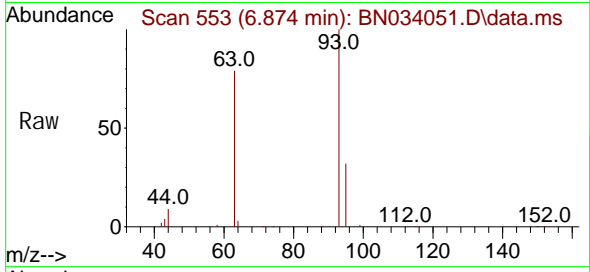
Tgt Ion	Resp	Lower	Upper
99	100		
42	20.2	17.8	26.8
71	32.4	26.2	39.2



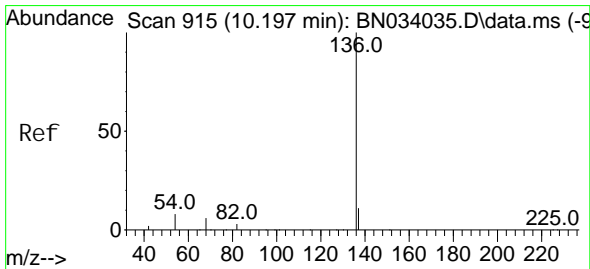
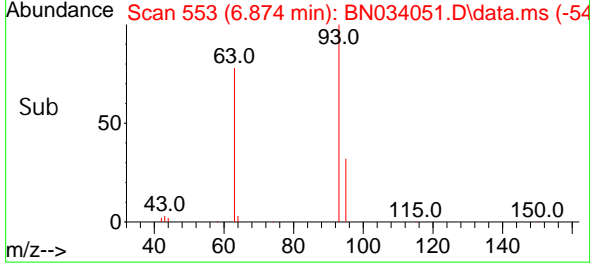
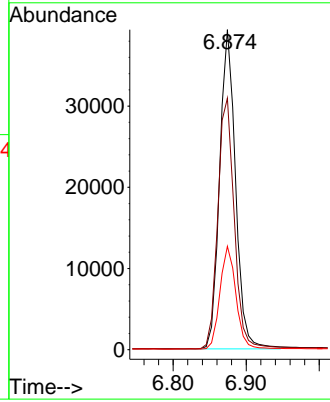


#6
 bis(2-Chloroethyl) ether
 Concen: 2.603 ng
 RT: 6.874 min Scan# 511
 Delta R.T. -0.006 min
 Lab File: BN034051.D
 Acq: 19 Sep 2024 15:31

Instrument :
 BNA_N
 ClientSampleId :

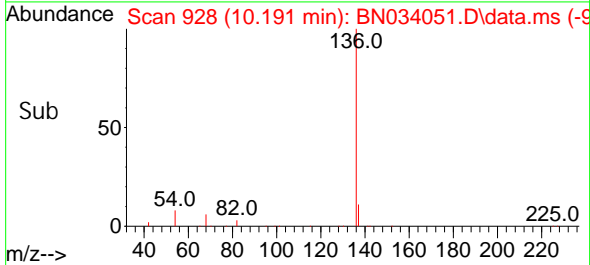
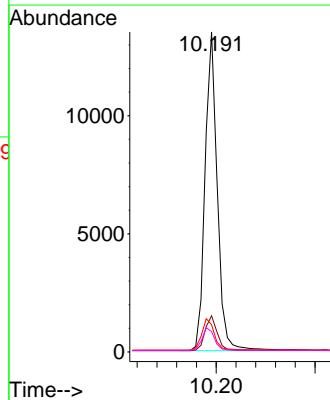
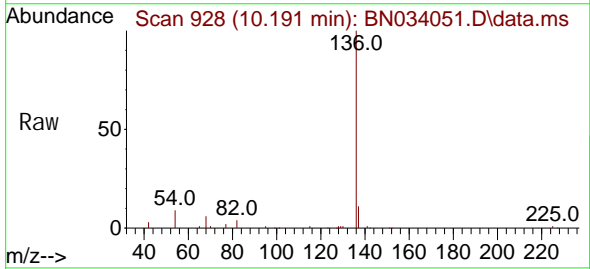


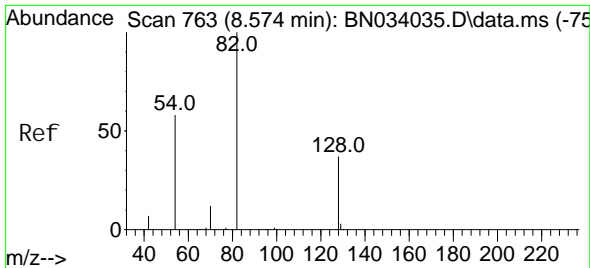
Tgt Ion: 93 Resp: 59438
 Ion Ratio Lower Upper
 93 100
 63 80.8 67.3 100.9
 95 32.4 26.8 40.2



#7
 Naphthalene-d8
 Concen: 0.400 ng
 RT: 10.191 min Scan# 928
 Delta R.T. -0.006 min
 Lab File: BN034051.D
 Acq: 19 Sep 2024 15:31

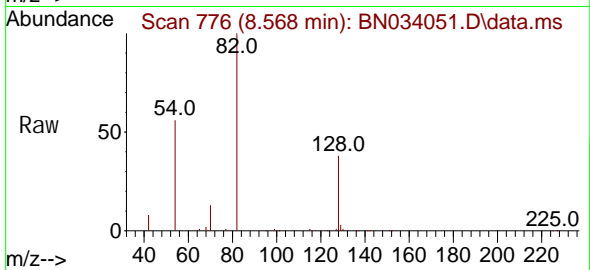
Tgt Ion: 136 Resp: 23087
 Ion Ratio Lower Upper
 136 100
 137 11.3 9.0 13.6
 54 8.5 6.8 10.2
 68 6.4 5.0 7.6



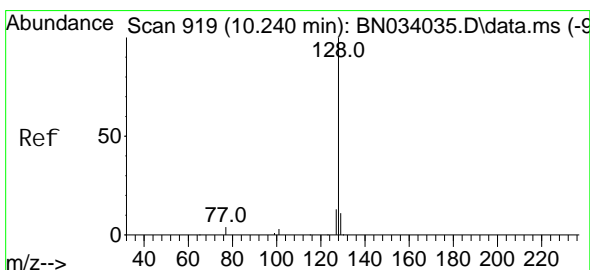
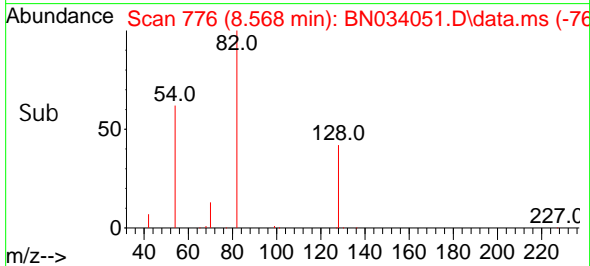
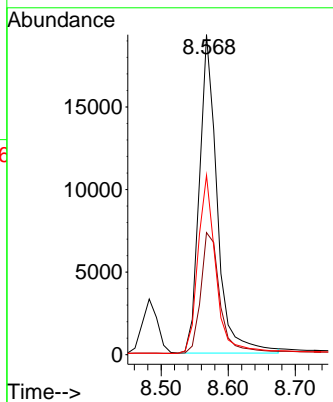


#8
 Ni trobenzene-d5
 Concen: 2.016 ng
 RT: 8.568 min Scan# 71
 Delta R.T. -0.006 min
 Lab File: BN034051.D
 Acq: 19 Sep 2024 15:31

Instrument :
 BNA_N
 ClientSampleId :

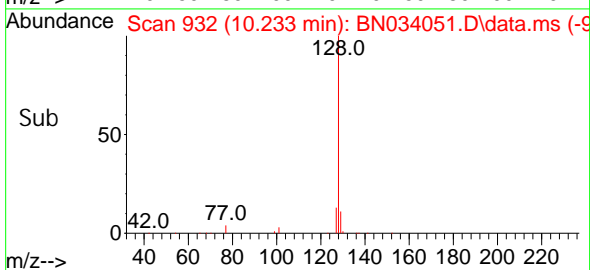
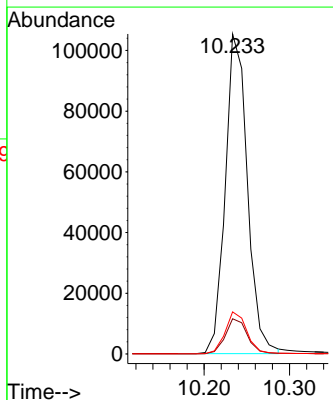
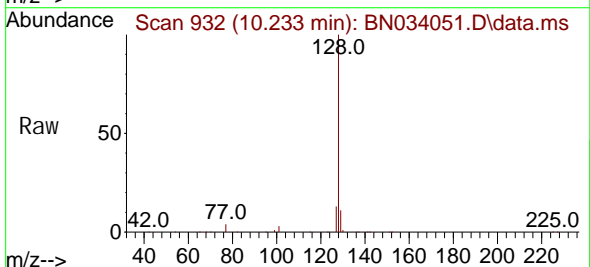


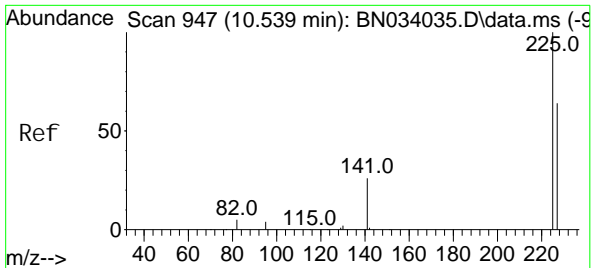
Tgt Ion: 82 Resp: 35597
 Ion Ratio Lower Upper
 82 100
 128 38.2 31.4 47.2
 54 56.0 47.4 71.0



#9
 Naphthalene
 Concen: 2.992 ng
 RT: 10.233 min Scan# 932
 Delta R.T. -0.006 min
 Lab File: BN034051.D
 Acq: 19 Sep 2024 15:31

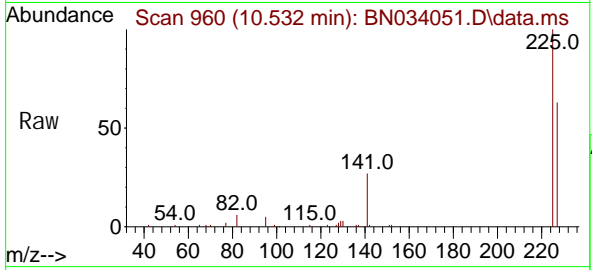
Tgt Ion: 128 Resp: 189560
 Ion Ratio Lower Upper
 128 100
 129 11.0 9.2 13.8
 127 13.2 10.7 16.1



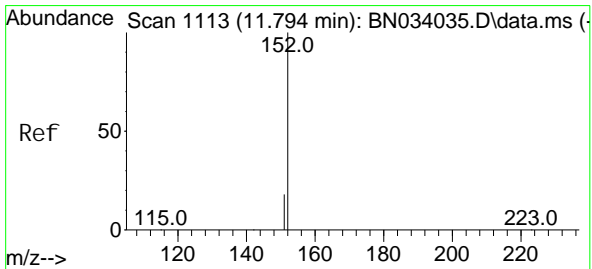
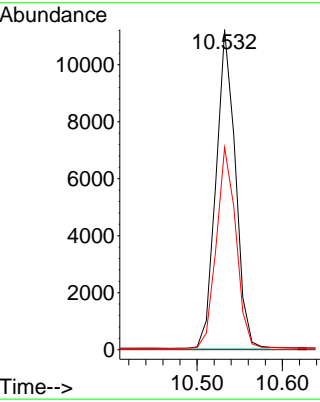
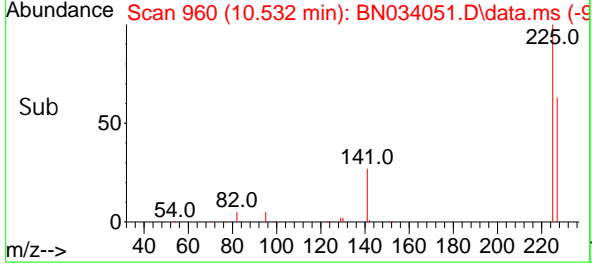


#10
 Hexachl orobutadi ene
 Concen: 1.476 ng
 RT: 10.532 min Scan# 90
 Del ta R. T. -0.006 min
 Lab File: BN034051.D
 Acq: 19 Sep 2024 15: 31

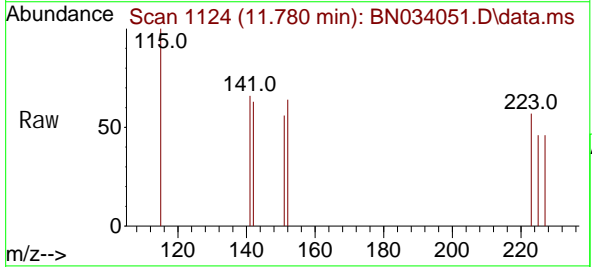
Instrument :
 BNA_N
 ClientSampleId :



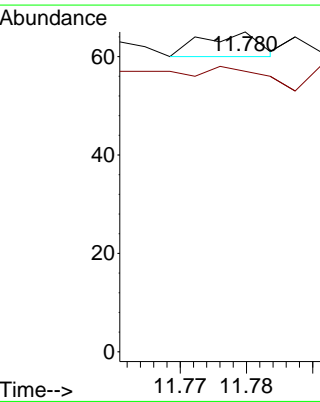
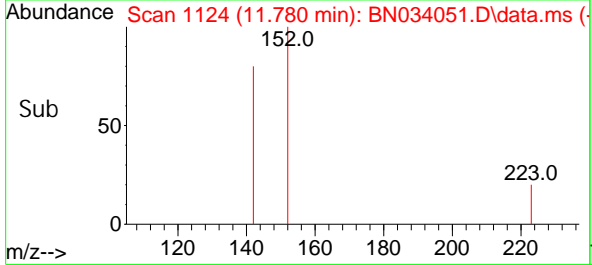
Tgt Ion: 225 Resp: 17616
 Ion Ratio Lower Upper
 225 100
 223 0.0 0.0 0.0
 227 63.6 50.5 75.7

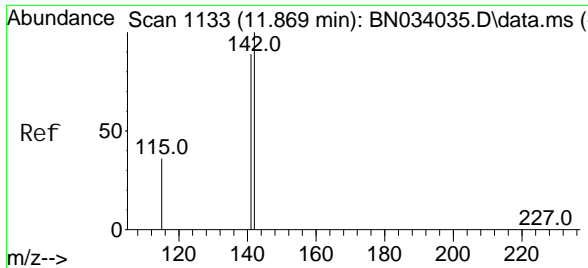


#11
 2-Methyl naphthal ene-d10
 Concen: 0.000 ng
 RT: 11.780 min Scan# 1124
 Del ta R. T. -0.014 min
 Lab File: BN034051.D
 Acq: 19 Sep 2024 15: 31



Tgt Ion: 152 Resp: 3
 Ion Ratio Lower Upper
 152 100
 151 66.7 16.8 25.2#

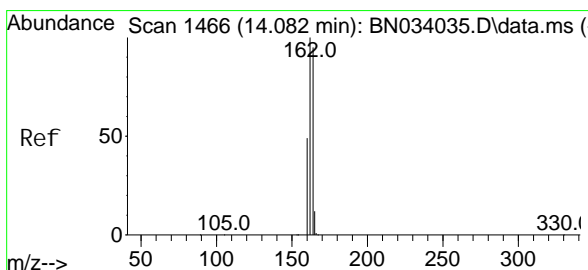
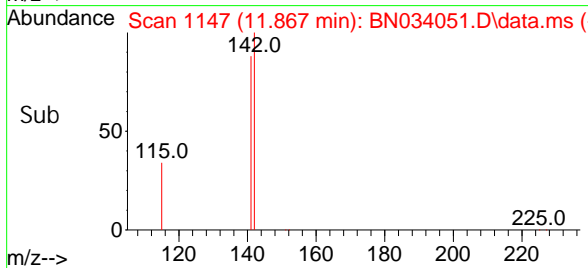
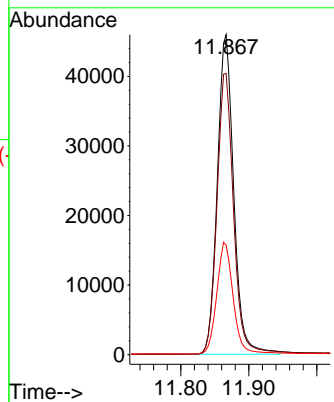
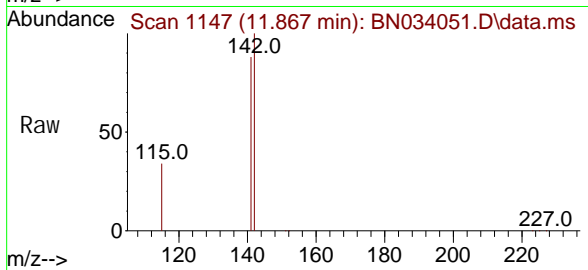




#12
 2-Methyl naphthalene
 Concen: 1.866 ng
 RT: 11.867 min Scan# 1147
 Delta R.T. -0.003 min
 Lab File: BN034051.D
 Acq: 19 Sep 2024 15:31

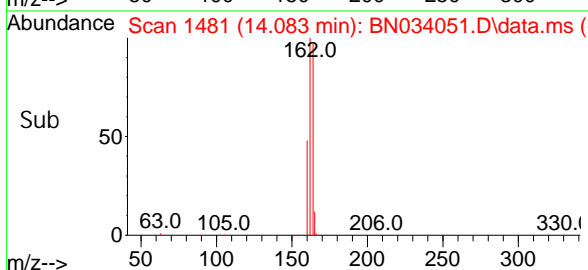
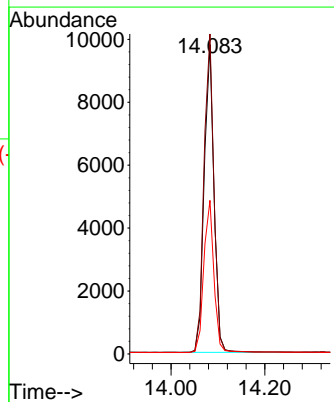
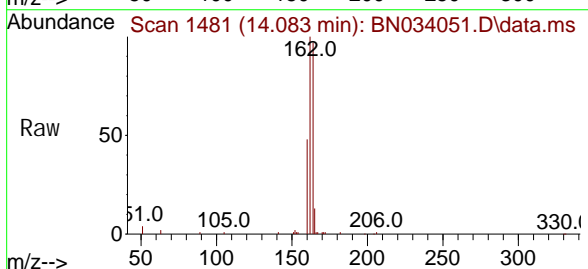
Instrument : BNA_N
 ClientSampleId :

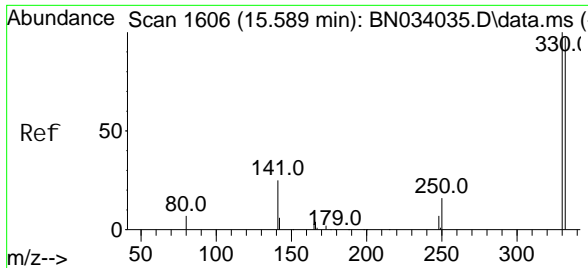
Tgt Ion	Resp	Lower	Upper
142	76933		
141	87.9	71.6	107.4
115	34.2	30.0	45.0



#13
 Acenaphthene-d10
 Concen: 0.400 ng
 RT: 14.083 min Scan# 1481
 Delta R.T. 0.001 min
 Lab File: BN034051.D
 Acq: 19 Sep 2024 15:31

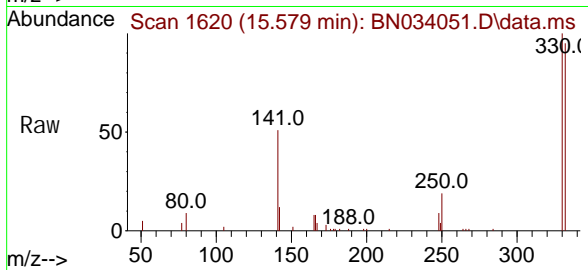
Tgt Ion	Resp	Lower	Upper
164	14195		
162	103.5	84.2	126.2
160	49.7	41.7	62.5



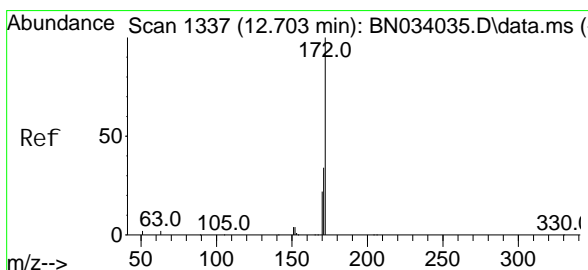
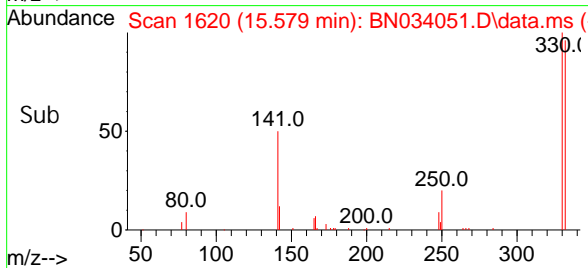
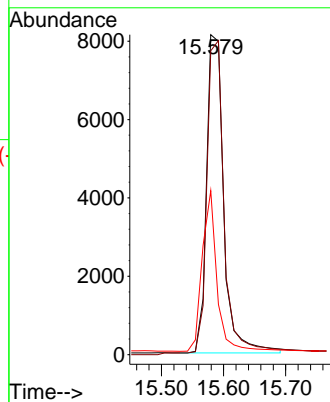


#14
 2, 4, 6-Tri bromophenol
 Concen: 2.434 ng
 RT: 15.579 min Scan# 1606
 Delta R.T. -0.009 min
 Lab File: BN034051.D
 Acq: 19 Sep 2024 15:31

Instrument :
 BNA_N
 ClientSampleId :

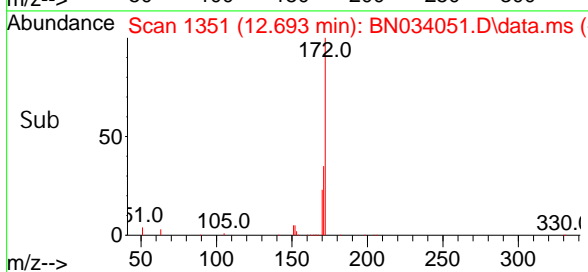
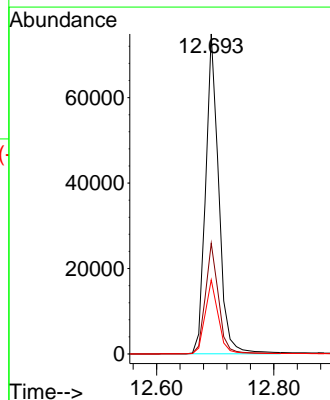
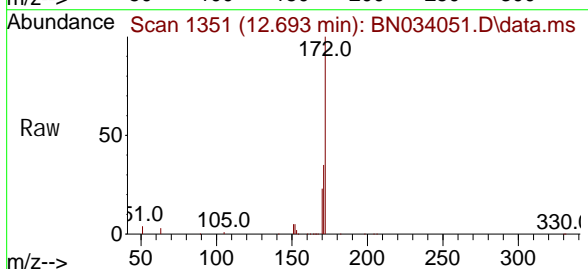


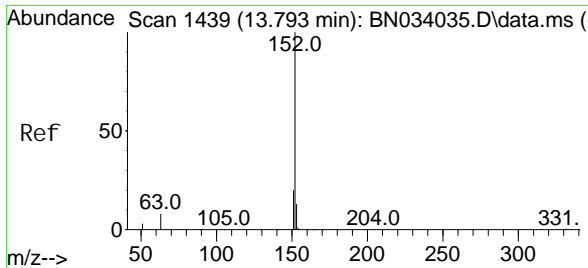
Tgt Ion: 330 Resp: 15653
 Ion Ratio Lower Upper
 330 100
 332 97.3 77.4 116.0
 141 43.4 35.9 53.9



#15
 2-Fluorophenyl
 Concen: 2.025 ng
 RT: 12.693 min Scan# 1351
 Delta R.T. -0.009 min
 Lab File: BN034051.D
 Acq: 19 Sep 2024 15:31

Tgt Ion: 172 Resp: 116916
 Ion Ratio Lower Upper
 172 100
 171 34.6 27.3 40.9
 170 23.1 18.1 27.1

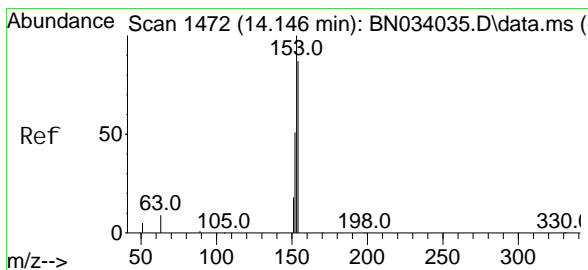
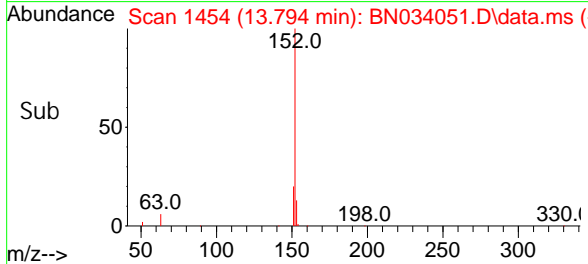
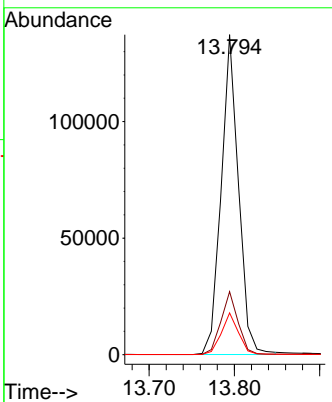
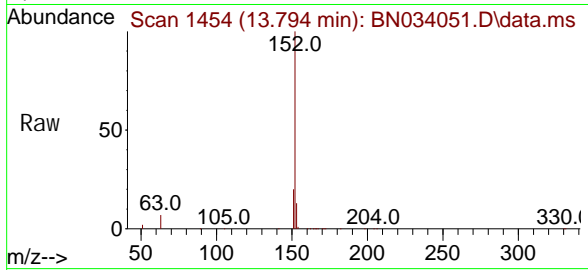




#16
 Acenaphthyl ene
 Concen: 3.184 ng
 RT: 13.794 min Scan# 1439
 Delta R.T. 0.001 min
 Lab File: BN034051.D
 Acq: 19 Sep 2024 15:31

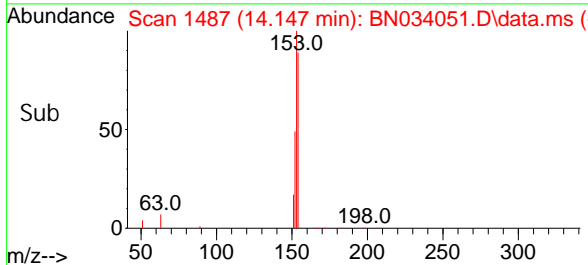
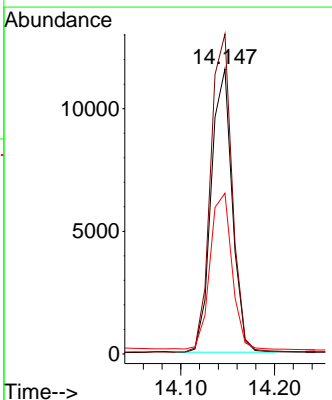
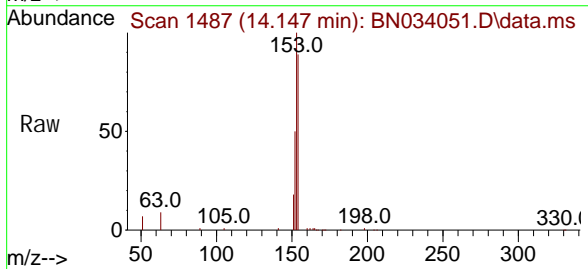
Instrument :
 BNA_N
 ClientSampleId :

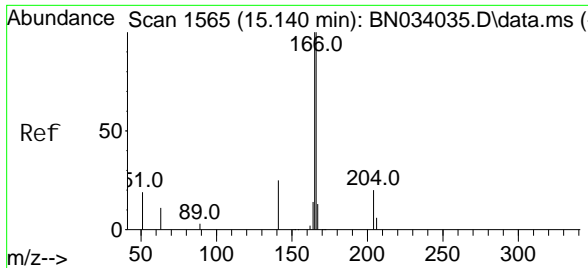
Tgt Ion	Resp	Lower	Upper
152	193446		
151	19.6	15.6	23.4
153	12.9	10.3	15.5



#17
 Acenaphthene
 Concen: 0.414 ng
 RT: 14.147 min Scan# 1487
 Delta R.T. 0.001 min
 Lab File: BN034051.D
 Acq: 19 Sep 2024 15:31

Tgt Ion	Resp	Lower	Upper
154	18023		
153	114.6	91.6	137.4
152	57.2	47.4	71.2

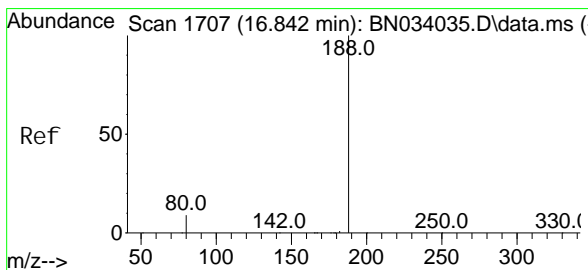
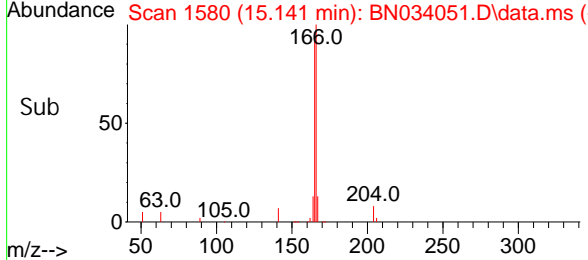
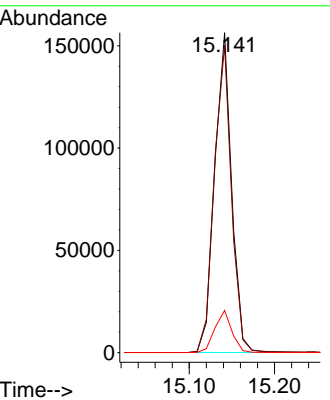
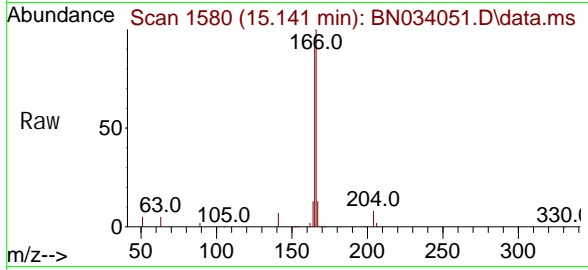




#18
 Fluorene
 Concen: 3.776 ng
 RT: 15.141 min Scan# 11
 Delta R.T. 0.001 min
 Lab File: BN034051.D
 Acq: 19 Sep 2024 15:31

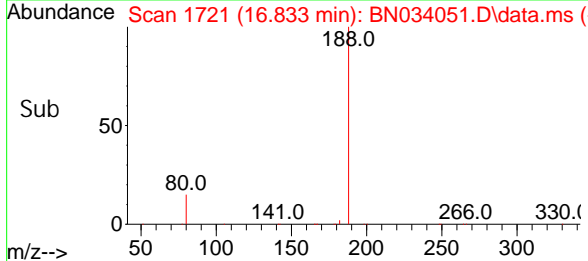
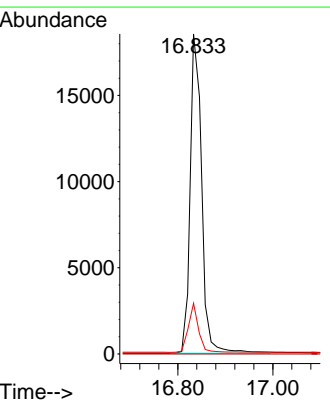
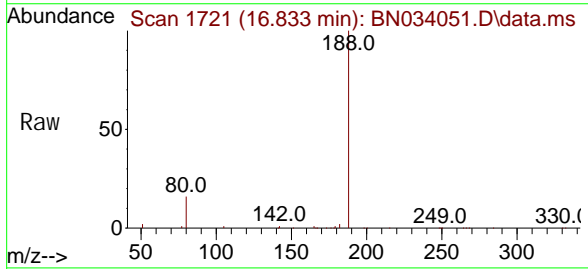
Instrument :
 BNA_N
 ClientSampleId :

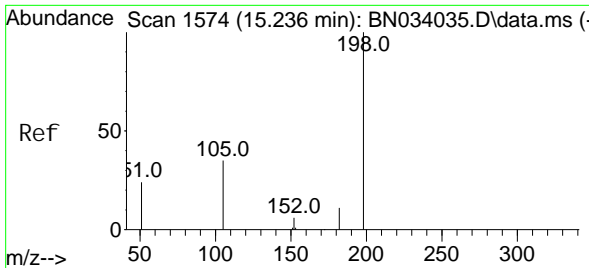
Tgt Ion	Resp	Lower	Upper
166	100		
165	97.7	79.1	118.7
167	13.2	10.6	15.8



#19
 Phenanthrene-d10
 Concen: 0.400 ng
 RT: 16.833 min Scan# 1721
 Delta R.T. -0.009 min
 Lab File: BN034051.D
 Acq: 19 Sep 2024 15:31

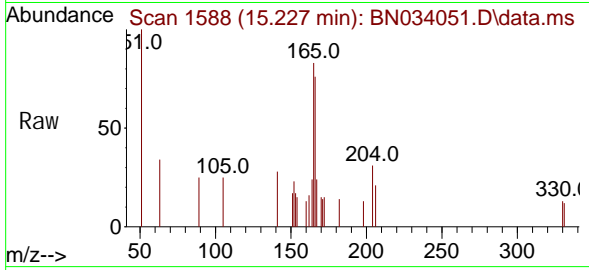
Tgt Ion	Resp	Lower	Upper
188	100		
94	0.0	0.0	0.0
80	15.9	7.4	11.0



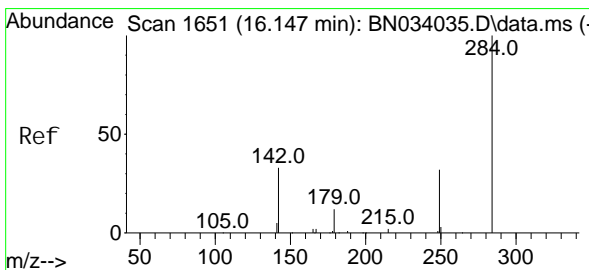
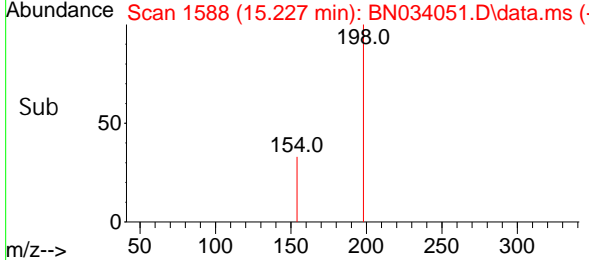
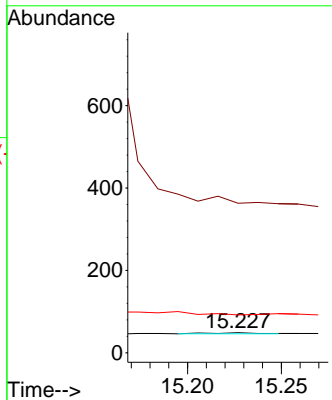


#20
 4,6-Dinitro-2-methyl phenol
 Concen: 0.139 ng
 RT: 15.227 min Scan# 1666
 Delta R.T. -0.009 min
 Lab File: BN034051.D
 Acq: 19 Sep 2024 15:31

Instrument :
 BNA_N
 ClientSampleId :

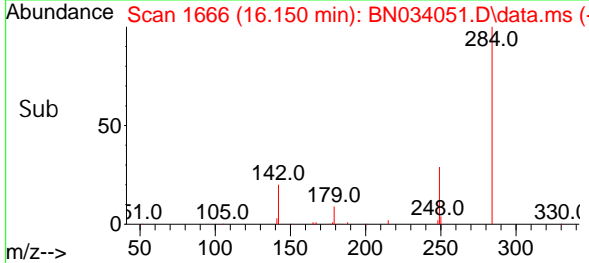
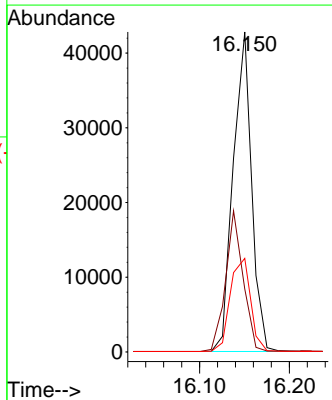
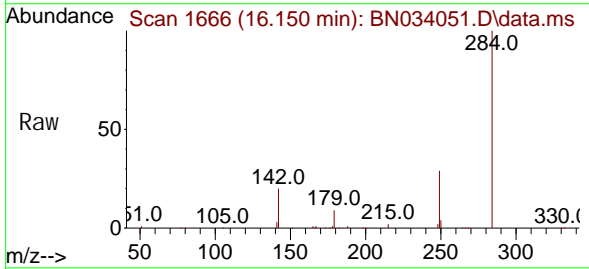


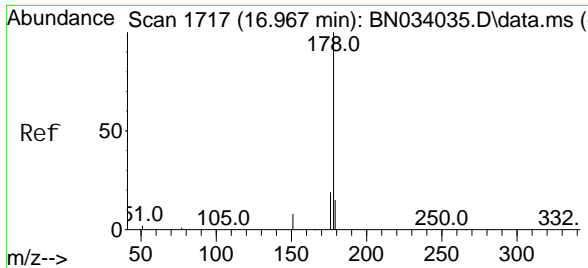
Tgt Ion: 198 Resp: 5
 Ion Ratio Lower Upper
 198 100
 51 740.8 106.4 159.6#
 105 187.8 38.5 57.7#



#22
 Hexachlorobenzene
 Concen: 3.095 ng
 RT: 16.150 min Scan# 1666
 Delta R.T. 0.003 min
 Lab File: BN034051.D
 Acq: 19 Sep 2024 15:31

Tgt Ion: 284 Resp: 60731
 Ion Ratio Lower Upper
 284 100
 142 42.0 34.5 51.7
 249 32.4 25.8 38.6

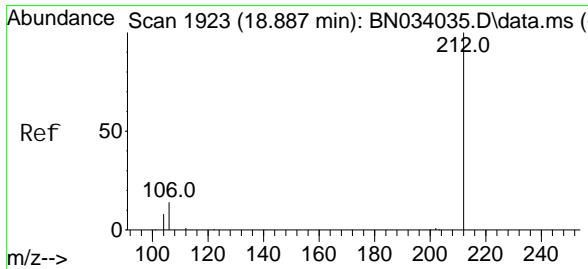
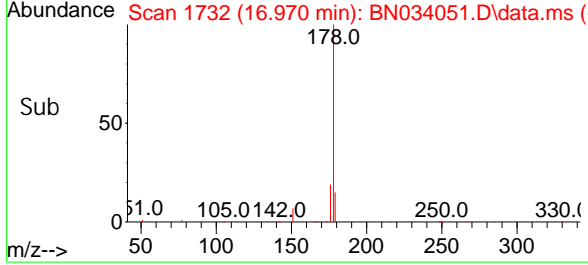
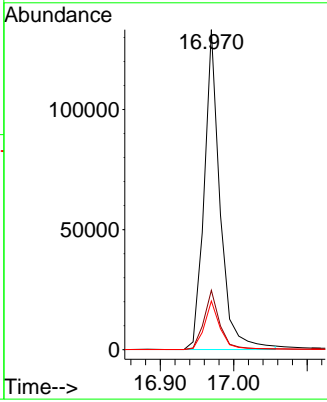
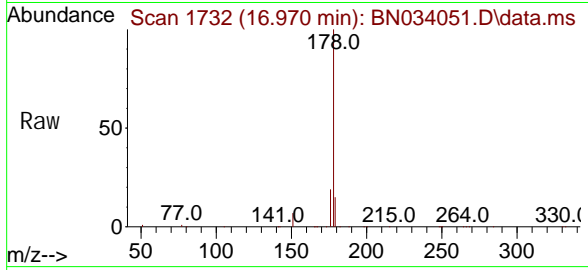




#26
 Anthracene
 Concen: 2.739 ng
 RT: 16.970 min Scan# 1998
 Delta R.T. 0.003 min
 Lab File: BN034051.D
 Acq: 19 Sep 2024 15:31

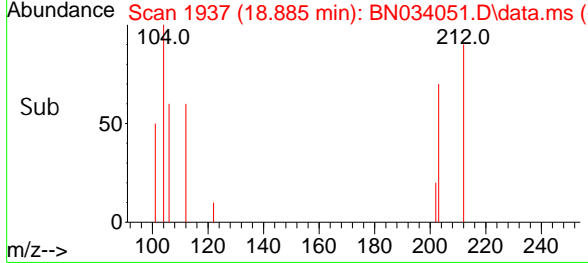
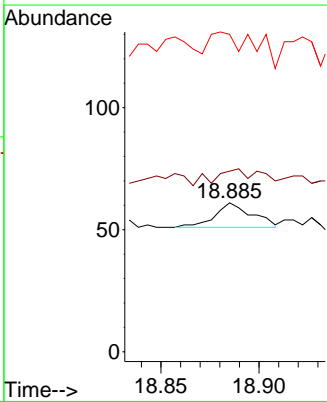
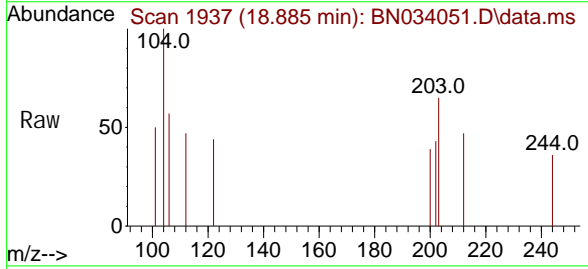
Instrument : BNA_N
 ClientSampleId :

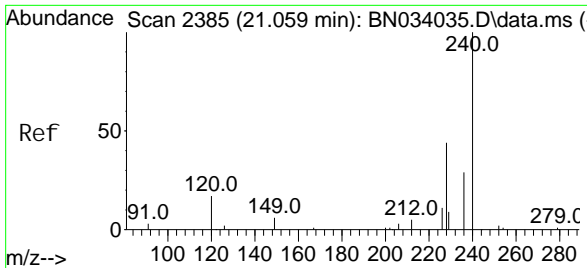
Tgt Ion	Resp	Lower	Upper
178	199827		
176	18.5	15.0	22.6
179	15.2	12.2	18.4



#27
 Fluoranthene-d10
 Concen: 0.000 ng
 RT: 18.885 min Scan# 1937
 Delta R.T. -0.002 min
 Lab File: BN034051.D
 Acq: 19 Sep 2024 15:31

Tgt Ion	Resp	Lower	Upper
212	13		
106	84.6	13.4	20.2#
104	53.8	7.8	11.6#

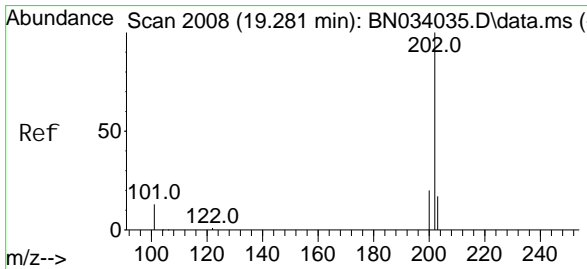
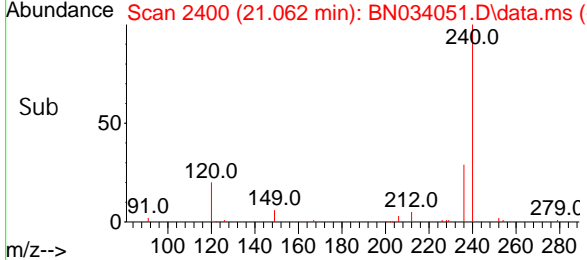
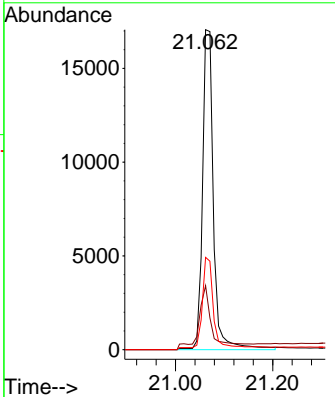
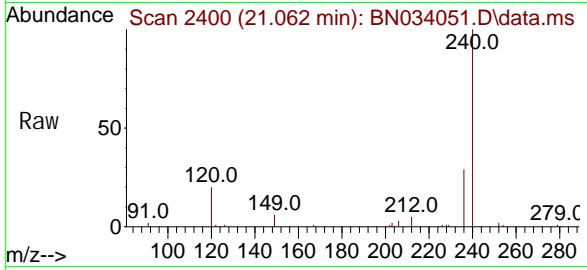




#29
 Chrysene-d12
 Concen: 0.400 ng
 RT: 21.062 min Scan# 21
 Delta R.T. 0.003 min
 Lab File: BN034051.D
 Acq: 19 Sep 2024 15:31

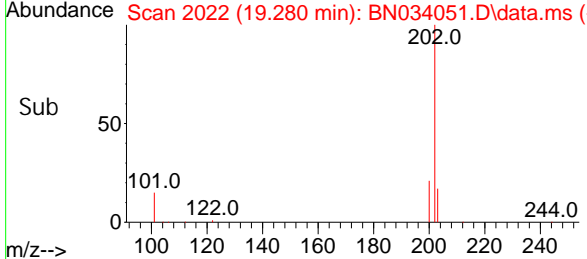
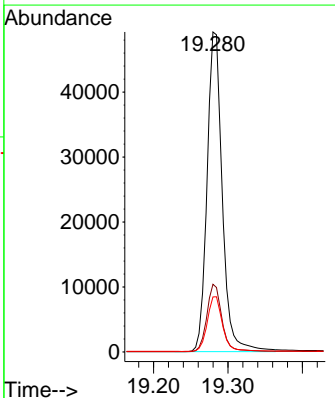
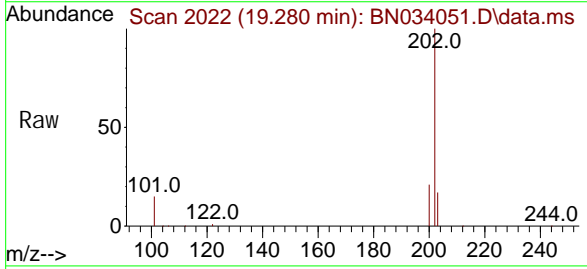
Instrument :
 BNA_N
 ClientSampleId :

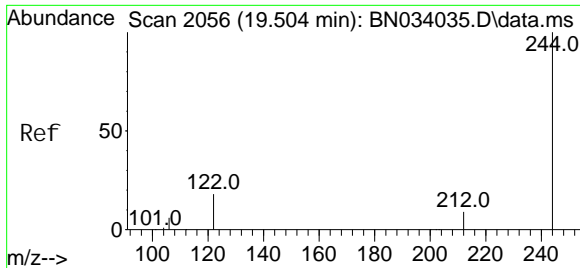
Tgt Ion	Resp	Lower	Upper
240	100		
120	20.0	13.5	20.3
236	28.9	23.4	35.0



#30
 Pyrene
 Concen: 0.649 ng
 RT: 19.280 min Scan# 2022
 Delta R.T. -0.002 min
 Lab File: BN034051.D
 Acq: 19 Sep 2024 15:31

Tgt Ion	Resp	Lower	Upper
202	100		
200	20.8	16.6	25.0
203	17.2	14.3	21.5

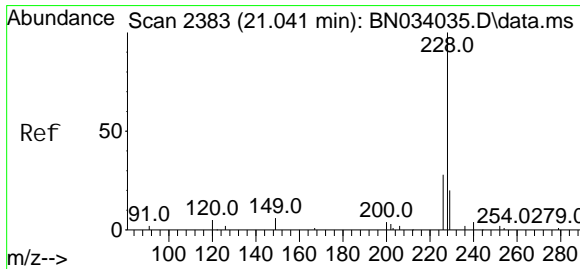
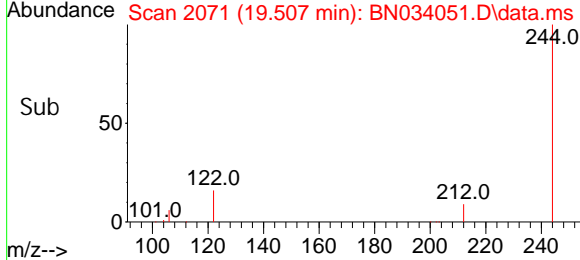
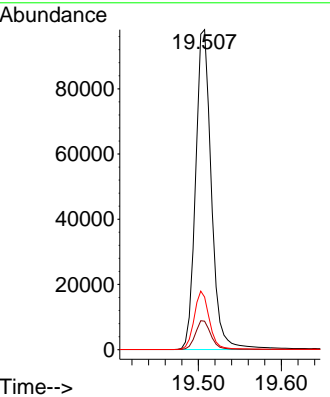
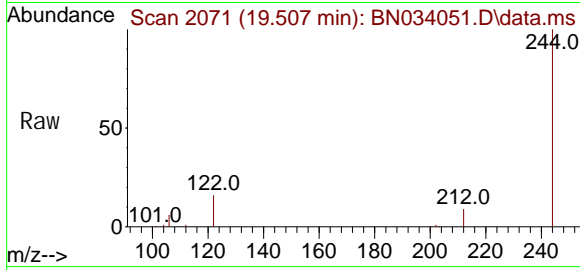




#31
 Terphenyl -d14
 Concen: 2.544 ng
 RT: 19.507 min Scan# 2056
 Delta R.T. 0.003 min
 Lab File: BN034051.D
 Acq: 19 Sep 2024 15:31


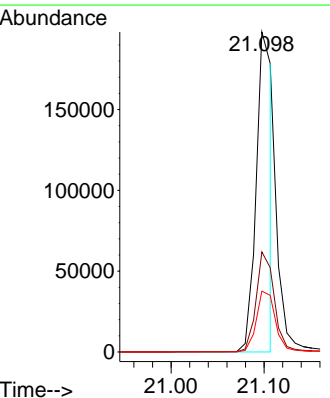
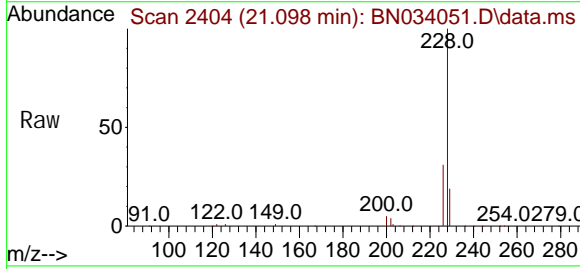
Instrument : BNA_N
 ClientSampleId :

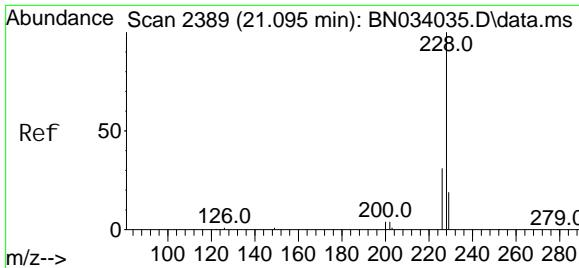
Tgt Ion	Resp	Lower	Upper
244	129632		
212	8.9	7.8	11.6
122	16.5	14.8	22.2



#32
 Benzo(a)anthracene
 Concen: 2.732 ng
 RT: 21.098 min Scan# 2404
 Delta R.T. 0.057 min
 Lab File: BN034051.D
 Acq: 19 Sep 2024 15:31


Tgt Ion	Resp	Lower	Upper
228	220498		
226	31.3	22.3	33.5
229	19.0	15.7	23.5



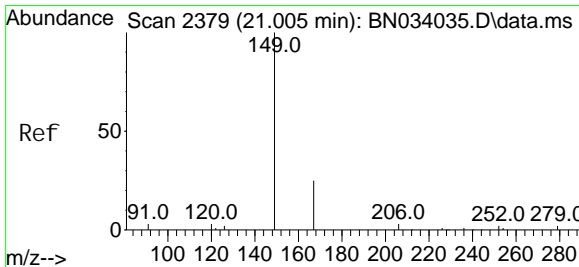
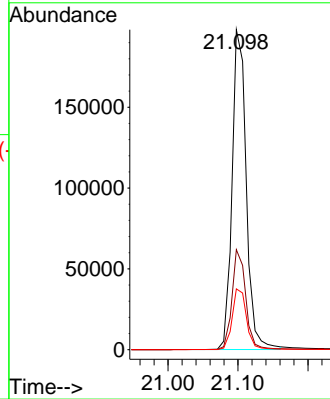



#33
 Chrysene
 Concen: 2.900 ng
 RT: 21.098 min Scan# 21
 Delta R.T. 0.003 min
 Lab File: BN034051.D
 Acq: 19 Sep 2024 15:31

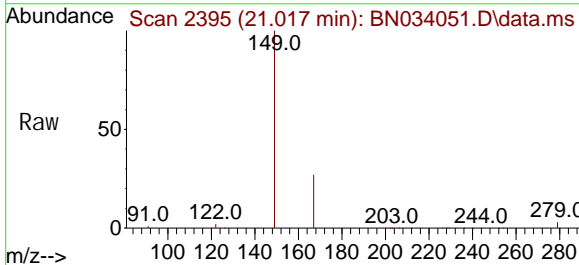
Instrument :
 BNA_N
 ClientSampleId :



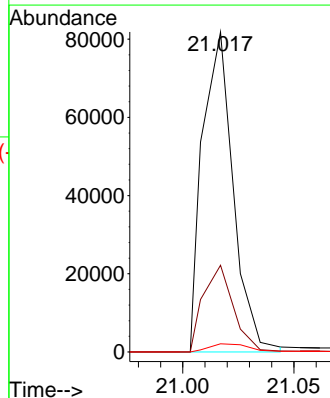
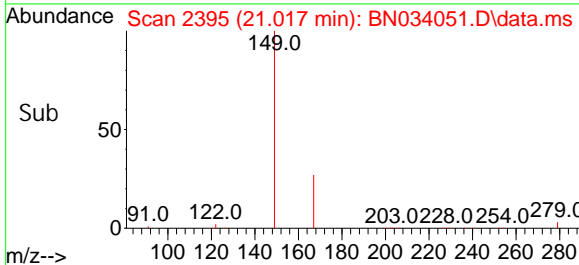
Tgt Ion: 228 Resp: 279248
 Ion Ratio Lower Upper
 228 100
 226 31.3 24.6 37.0
 229 19.0 15.5 23.3

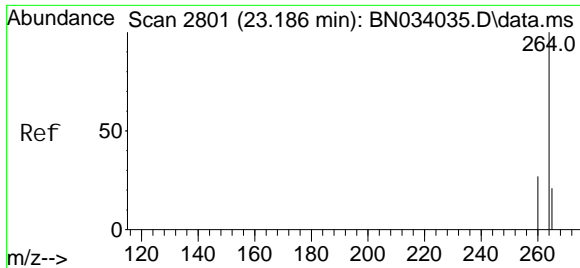


#34
 Bis(2-ethyl hexyl) phthalate
 Concen: 2.138 ng
 RT: 21.017 min Scan# 2395
 Delta R.T. 0.012 min
 Lab File: BN034051.D
 Acq: 19 Sep 2024 15:31



Tgt Ion: 149 Resp: 71875
 Ion Ratio Lower Upper
 149 100
 167 26.5 19.9 29.9
 279 3.2 4.6 6.8#



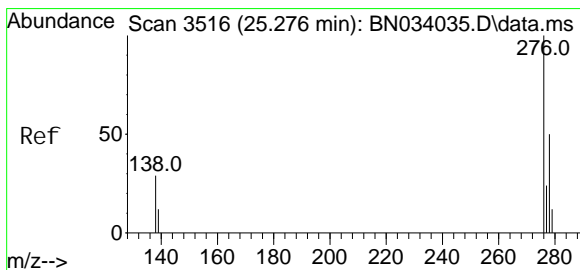
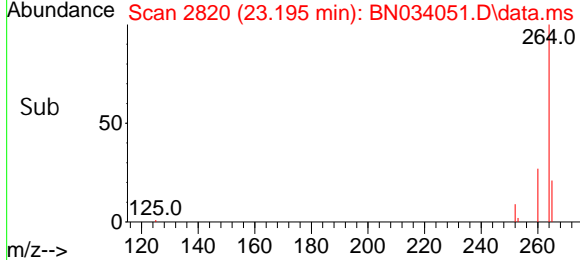
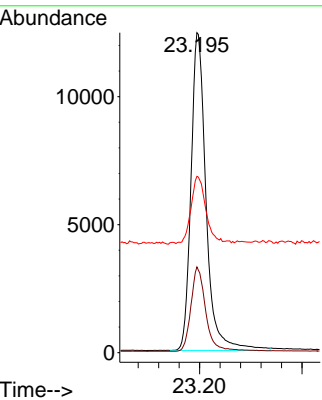
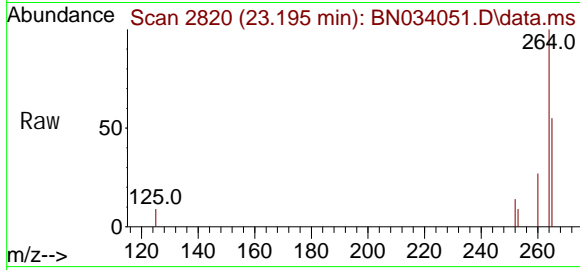


#35
 Perylene-d12
 Concen: 0.400 ng
 RT: 23.195 min Scan# 2801
 Delta R.T. 0.009 min
 Lab File: BN034051.D
 Acq: 19 Sep 2024 15:31

Instrument : BNA_N
 ClientSampleId :

Tgt Ion: 264 Resp: 25402

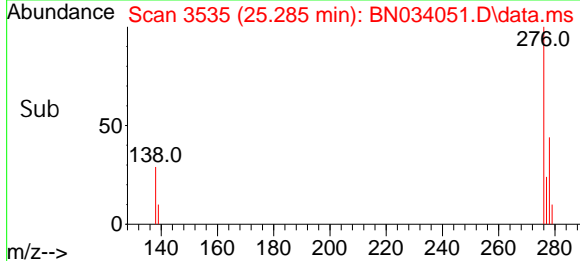
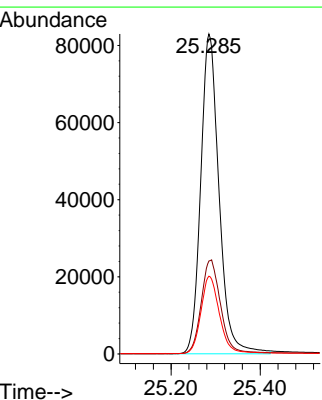
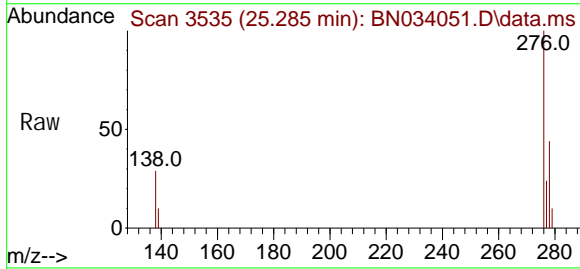
Ion	Ratio	Lower	Upper
264	100		
260	26.8	21.7	32.5
265	55.1	52.1	78.1

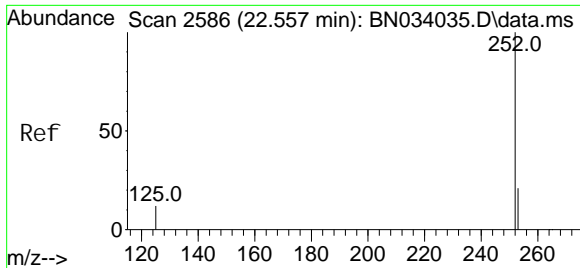


#36
 Indeno(1,2,3-cd)pyrene
 Concen: 2.172 ng
 RT: 25.285 min Scan# 3535
 Delta R.T. 0.009 min
 Lab File: BN034051.D
 Acq: 19 Sep 2024 15:31

Tgt Ion: 276 Resp: 236437

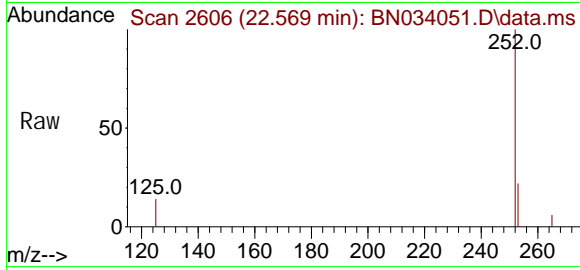
Ion	Ratio	Lower	Upper
276	100		
138	31.0	25.9	38.9
277	24.6	19.7	29.5



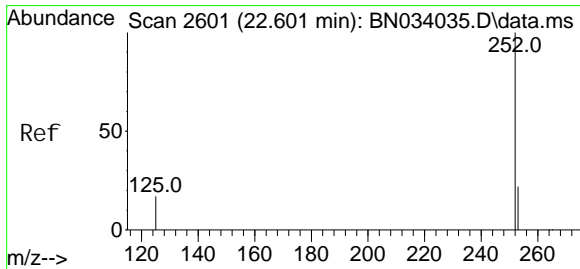
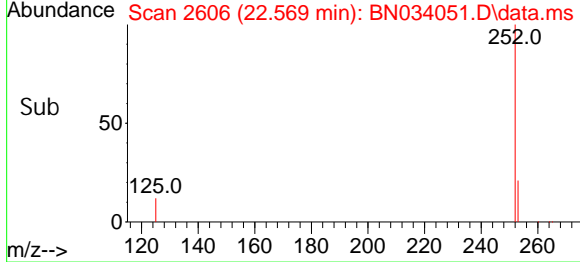
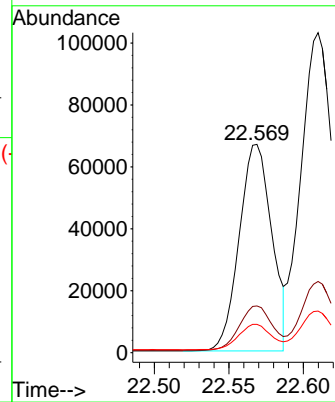


#37
 Benzo(b)fl uoranthene
 Concen: 1.020 ng
 RT: 22.569 min Scan# 2606
 Delta R.T. 0.012 min
 Lab File: BN034051.D
 Acq: 19 Sep 2024 15:31

Instrument : BNA_N
 ClientSampleId :

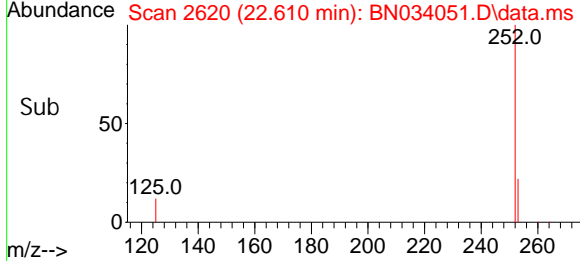
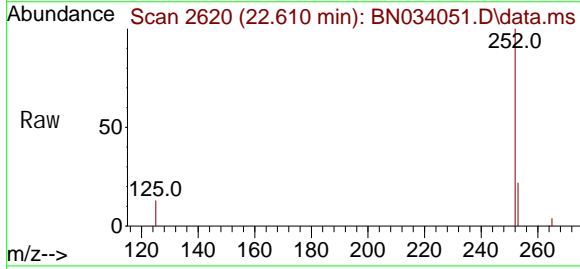
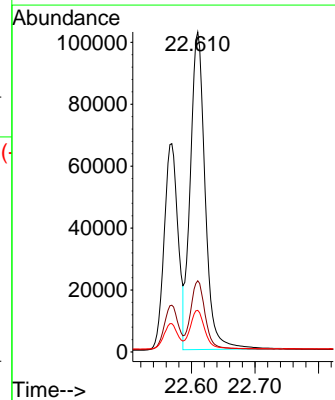


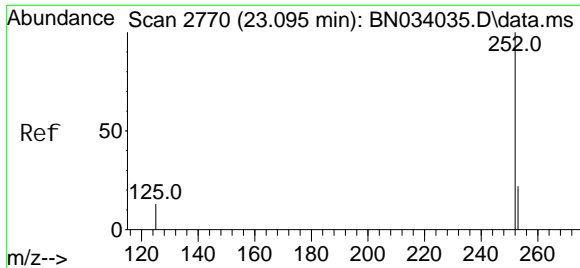
Tgt Ion: 252 Resp: 101492
 Ion Ratio Lower Upper
 252 100
 253 22.4 19.6 29.4
 125 13.6 13.8 20.8#



#38
 Benzo(k)fl uoranthene
 Concen: 1.592 ng
 RT: 22.610 min Scan# 2620
 Delta R.T. 0.009 min
 Lab File: BN034051.D
 Acq: 19 Sep 2024 15:31

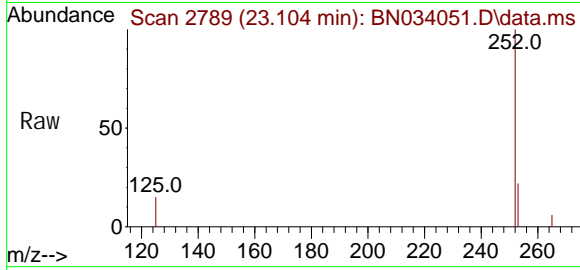
Tgt Ion: 252 Resp: 166322
 Ion Ratio Lower Upper
 252 100
 253 22.2 20.1 30.1
 125 13.0 16.8 25.2#



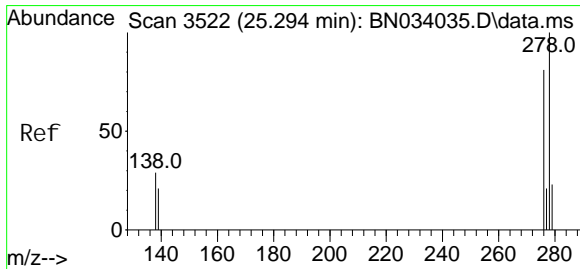
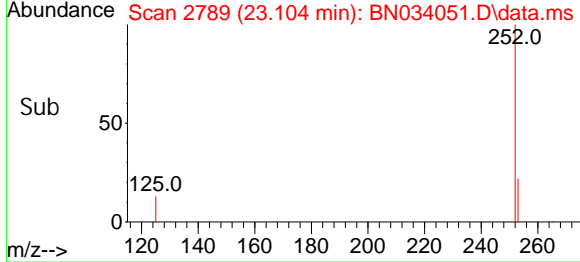
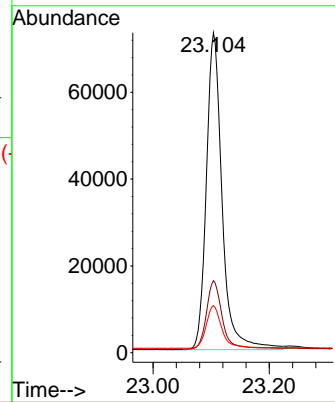


#39
 Benzo(a)pyrene
 Concen: 1.698 ng
 RT: 23.104 min Scan# 21
 Delta R.T. 0.009 min
 Lab File: BN034051.D
 Acq: 19 Sep 2024 15:31

Instrument : BNA_N
 ClientSampleId :

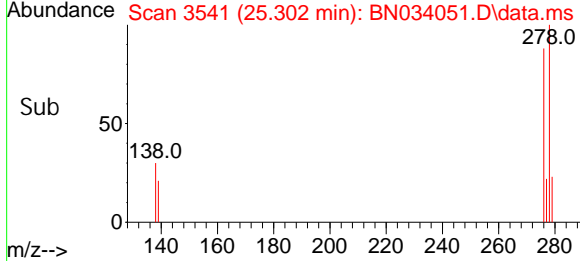
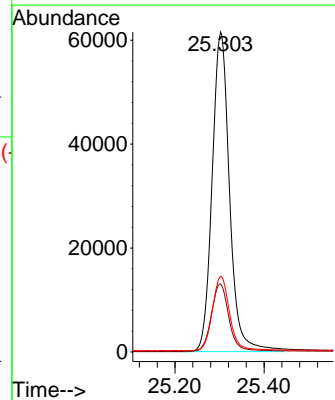
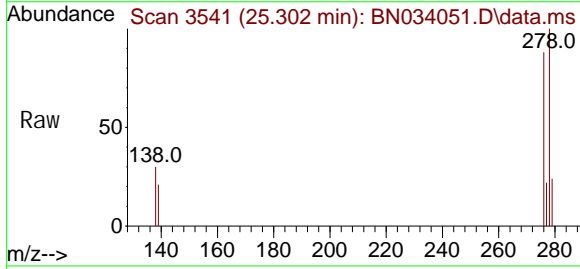


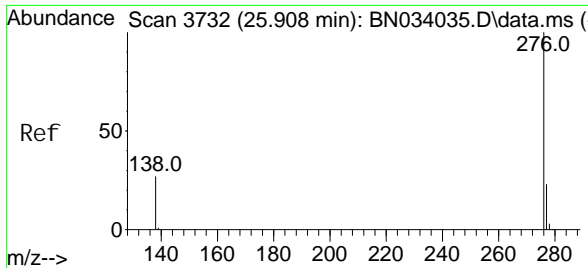
Tgt Ion: 252 Resp: 137743
 Ion Ratio Lower Upper
 252 100
 253 22.5 21.8 32.8
 125 14.7 17.5 26.3#



#40
 Di benzo(a, h)anthracene
 Concen: 1.977 ng
 RT: 25.302 min Scan# 3541
 Delta R.T. 0.009 min
 Lab File: BN034051.D
 Acq: 19 Sep 2024 15:31

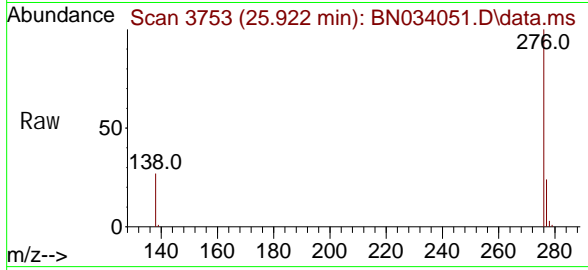
Tgt Ion: 278 Resp: 167164
 Ion Ratio Lower Upper
 278 100
 139 21.2 17.8 26.8
 279 23.7 21.0 31.6





#41
 Benzo(g, h, i)perylene
 Concen: 1.539 ng
 RT: 25.922 min Scan# 31
 Delta R.T. 0.015 min
 Lab File: BN034051.D
 Acq: 19 Sep 2024 15:31

Instrument :
 BNA_N
 ClientSampleId :



Tgt Ion: 276 Resp: 146196

Ion	Ratio	Lower	Upper
276	100		
277	23.6	19.3	28.9
138	27.4	22.6	34.0

