

Data Path : Z:\SVOASRV\HPCHEM1\BNA N\DATA\BN101420\
 Data File : BN012275.D
 Acq On : 16 Oct 2020 20:03
 Operator : CG/JU
 Sample : L4201-03DL 5X
 Misc :
 ALS Vial : 87 Sample Multiplier: 1

Instrument :
 BNA_N
 ClientSampleId :
 C0AL4DL

Quant Time: Oct 16 23:49:57 2020
 Quant Method : Z:\SVOASRV\HPCHEM1\BNA N\METHODS\SOM-EPA-SIM-BN101420.M
 Quant Title : ASP BNA STANDARDS FOR 5 POINT CALIBRATION
 QLast Update : Fri Oct 16 23:42:05 2020
 Response via : Initial Calibration

Internal Standards	R.T.	QIon	Response	Conc	Units	Dev(Min)
1) 1,4-Dichlorobenzene-d4	7.62	152	1748	0.40	ng/ul	0.00
2) Naphthalene-d8	10.39	136	7387	0.40	ng/ul	0.00
6) Acenaphthene-d10	14.26	164	4106	0.40	ng/ul	0.00
10) Phenanthrene-d10	17.01	188	8194	0.40	ng/ul	0.00
16) Chrysene-d12	21.21	240	6199	0.40	ng/ul	0.00
20) Perylene-d12	23.40	264	6420	0.40	ng/ul	0.01

System Monitoring Compounds	R.T.	QIon	Response	Conc	Units	Dev(Min)
4) 2-Methylnaphthalene-d10	11.99	152	327	0.03	ng/ul	0.00
14) Fluoranthene-d10	19.05	212	625	0.03	ng/ul	0.00

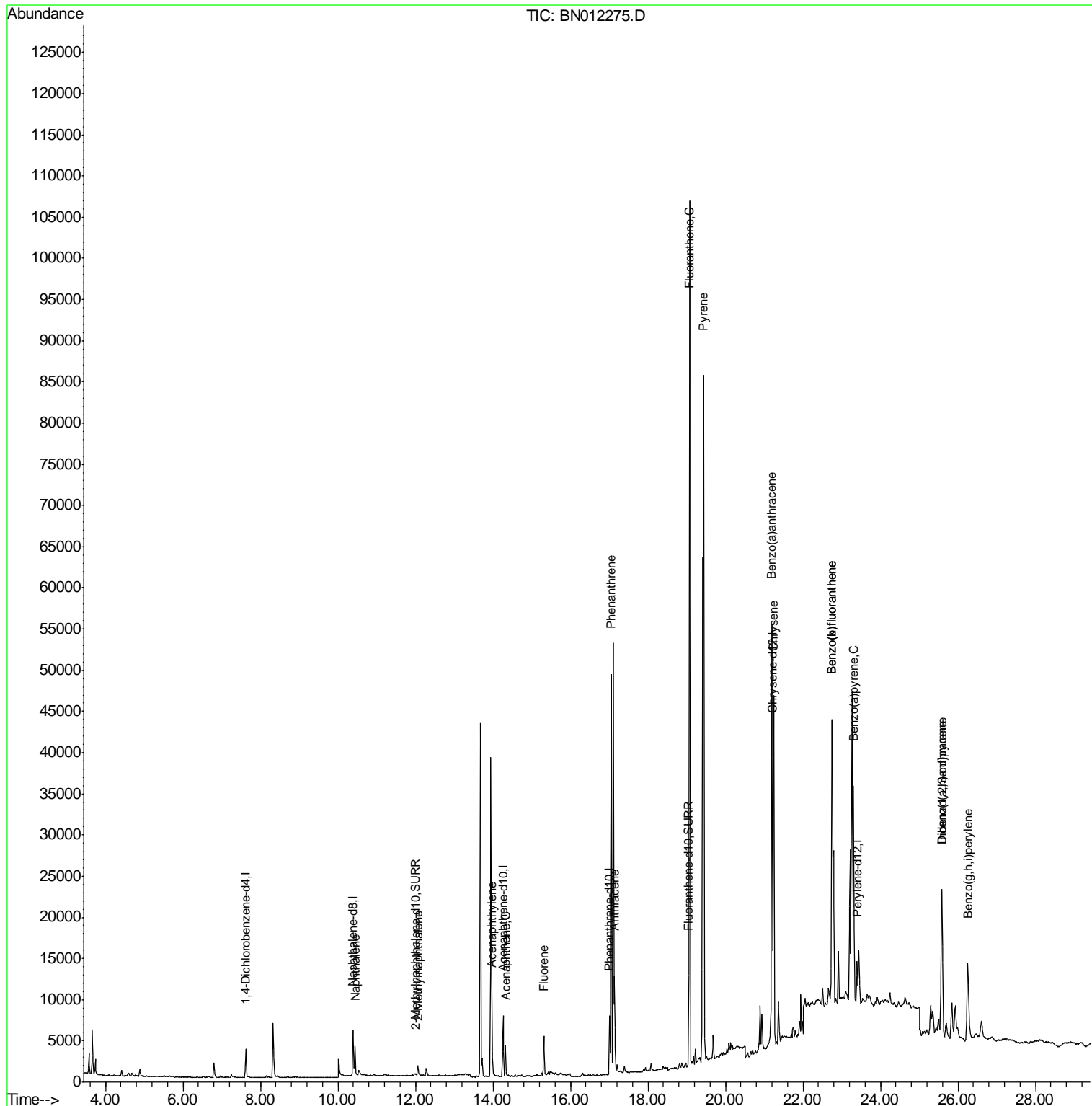
Target Compounds	R.T.	QIon	Response	Conc	Units	Ovalue
3) Naphthalene	10.44	128	4863	0.228	ng/ul	98
5) 2-Methylnaphthalene	12.06	142	961	0.071	ng/ul	100
7) Acenaphthylene	13.98	152	3272	0.184	ng/ul	96
8) Acenaphthene	14.32	153	2251	0.150	ng/ul	99
9) Fluorene	15.31	166	3128	0.187	ng/ul	99
12) Phenanthrene	17.05	178	49661	1.901	ng/ul	98
13) Anthracene	17.14	178	11647	0.520	ng/ul	100
15) Fluoranthene	19.07	202	88286	2.891	ng/ul	99
17) Pyrene	19.44	202	70080	2.507	ng/ul	98
18) Benzo(a)anthracene	21.19	228	41051	1.788	ng/ul	96
19) Chrysene	21.25	228	38833	1.388	ng/ul	96
21) Benzo(b)fluoranthene	22.75	252	73233	2.824	ng/ul	95
22) Benzo(k)fluoranthene	22.75	252	73363	2.556	ng/ul#	93
23) Benzo(a)pyrene	23.31	252	34326	1.361	ng/ul	95
24) Indeno(1,2,3-cd)pyrene	25.59	276	26823	0.828	ng/ul#	100
25) Dibenzo(a,h)anthracene	25.59	278	7637	0.295	ng/ul#	59
26) Benzo(a,h,i)perylene	26.26	276	19326	0.651	ng/ul#	88

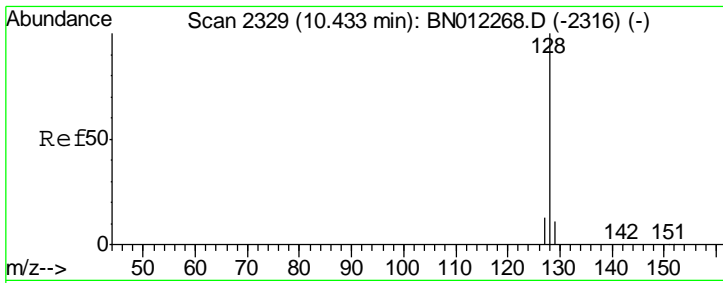
(#) = qualifier out of range (m) = manual integration (+) = signals summed

Data Path : Z:\SVOASRV\HPCHEM1\BNA N\DATA\BN101420\
 Data File : BN012275.D
 Acq On : 16 Oct 2020 20:03
 Operator : CG/JU
 Sample : L4201-03DL 5X
 Misc :
 ALS Vial : 87 Sample Multiplier: 1

Instrument :
 BNA_N
 ClientSampleId :
 C0AL4DL

Quant Time: Oct 16 23:49:57 2020
 Quant Method : Z:\SVOASRV\HPCHEM1\BNA N\METHODS\SOM-EPA-SIM-BN101420.M
 Quant Title : ASP BNA STANDARDS FOR 5 POINT CALIBRATION
 QLast Update : Fri Oct 16 23:42:05 2020
 Response via : Initial Calibration

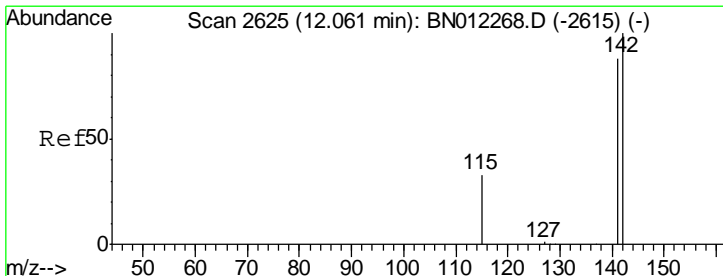
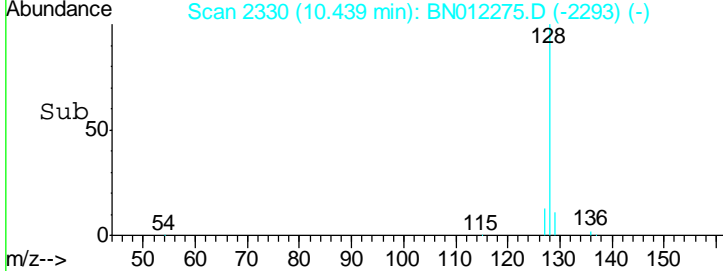
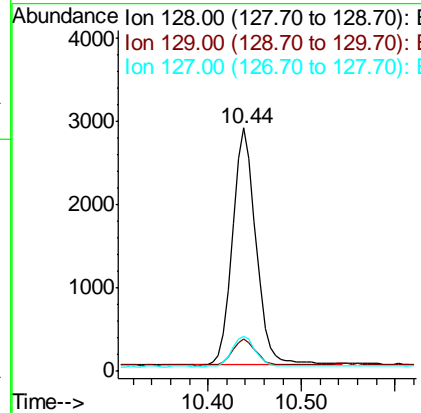
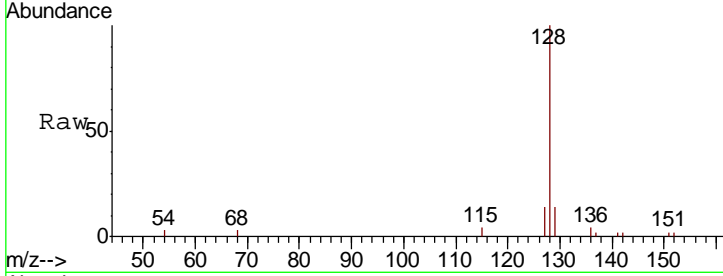




#3
 Naphthalene
 Concen: 0.228 ng/ul
 RT: 10.44 min Scan# 2330
 Delta R.T. 0.01 min
 Lab File: BN012275.D
 Acq: 16 Oct 2020 20:03

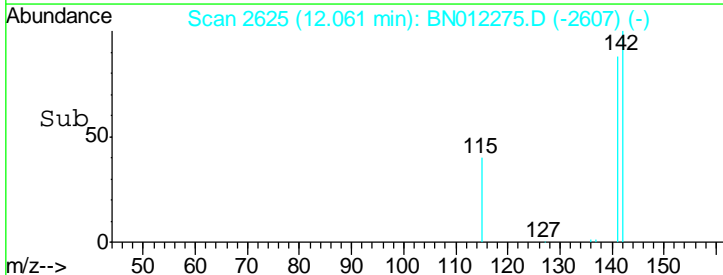
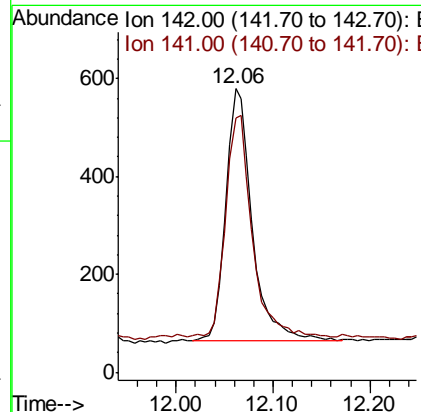
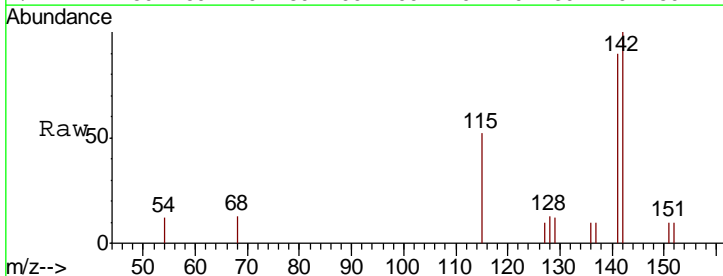
Instrument :
 BNA_N
 ClientSampled :
 COAL4DL

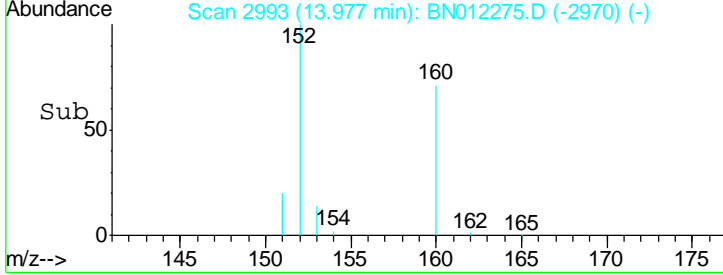
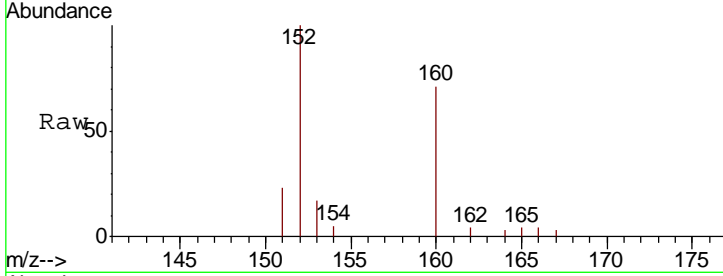
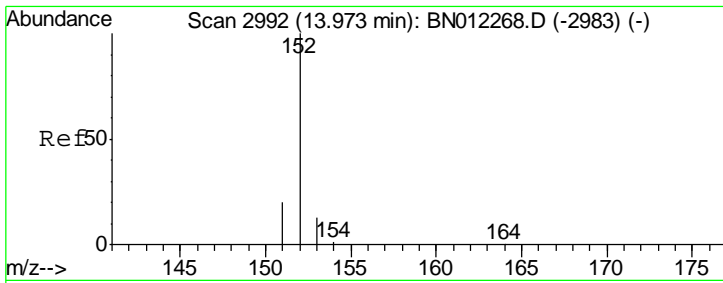
Tgt Ion	Resp	Lower	Upper
128	4863		
129	13.6	10.3	15.5
127	14.1	11.9	17.9



#5
 2-Methylnaphthalene
 Concen: 0.071 ng/ul
 RT: 12.06 min Scan# 2625
 Delta R.T. -0.00 min
 Lab File: BN012275.D
 Acq: 16 Oct 2020 20:03

Tgt Ion	Resp	Lower	Upper
142	961		
141	90.0	71.7	107.5

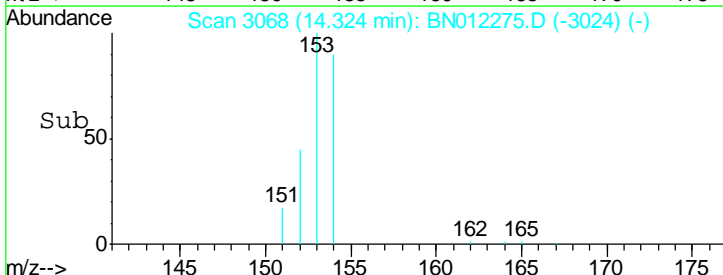
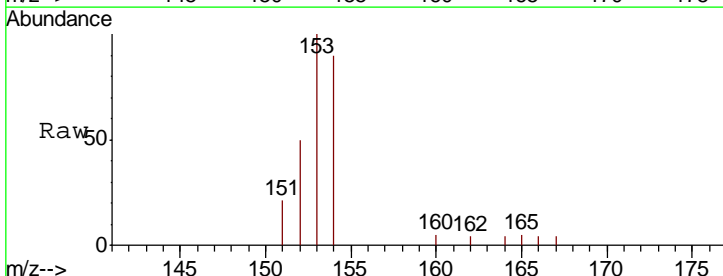
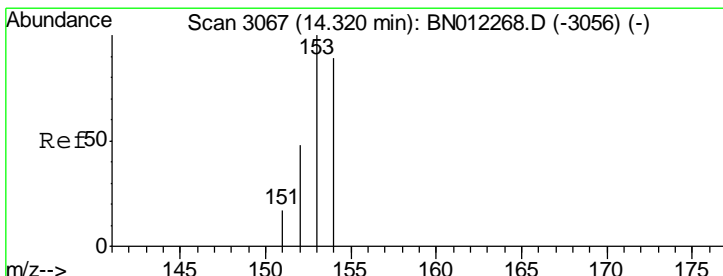
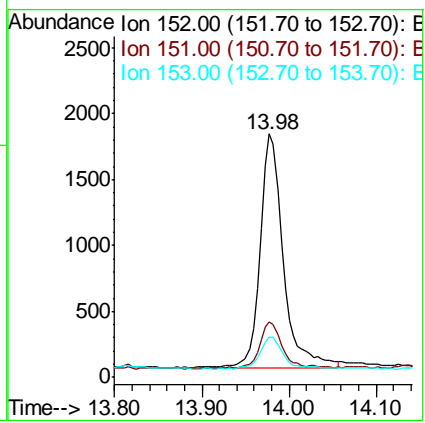




#7
 Acenaphthylene
 Concen: 0.184 ng/ul
 RT: 13.98 min Scan# 2993
 Delta R.T. 0.00 min
 Lab File: BN012275.D
 Acq: 16 Oct 2020 20:03

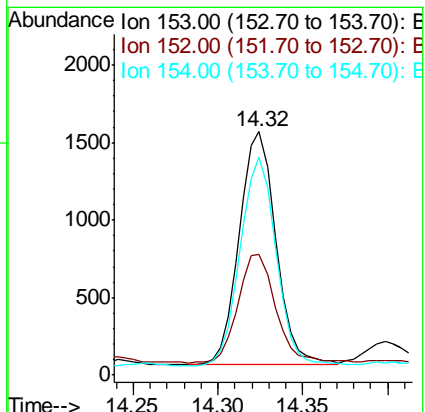
Instrument :
 BNA_N
 ClientSampled :
 COAL4DL

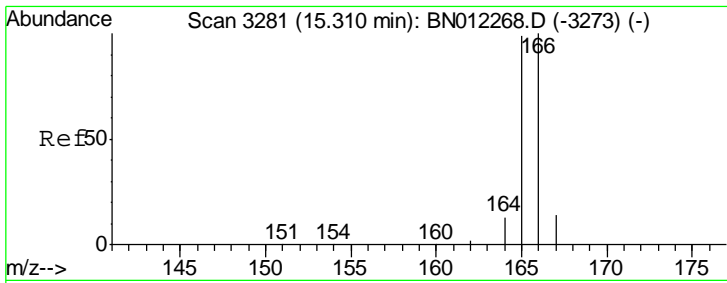
Tgt Ion	Resp	Lower	Upper
152	100		
151	23.0	16.7	25.1
153	16.6	11.8	17.8



#8
 Acenaphthene
 Concen: 0.150 ng/ul
 RT: 14.32 min Scan# 3068
 Delta R.T. 0.00 min
 Lab File: BN012275.D
 Acq: 16 Oct 2020 20:03

Tgt Ion	Resp	Lower	Upper
153	100		
152	49.6	38.2	57.2
154	89.6	71.1	106.7

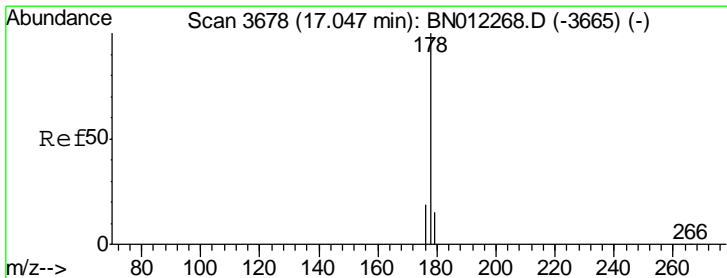
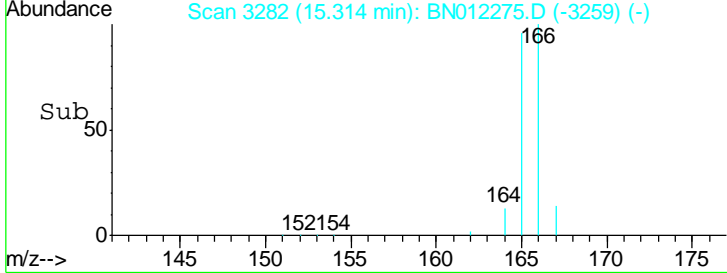
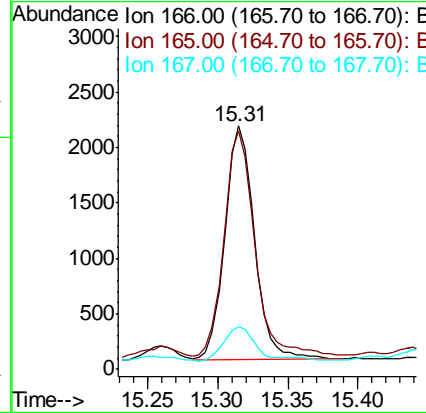
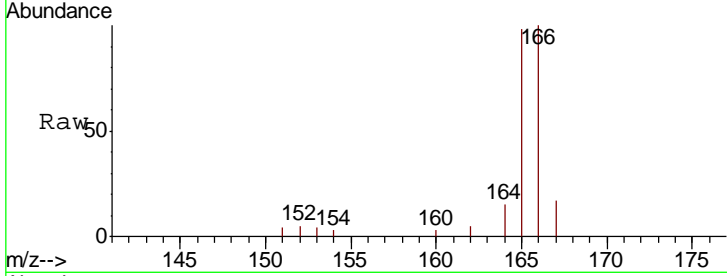




#9
 Fluorene
 Concen: 0.187 ng/ul
 RT: 15.31 min Scan# 3282
 Delta R.T. 0.00 min
 Lab File: BN012275.D
 Acq: 16 Oct 2020 20:03

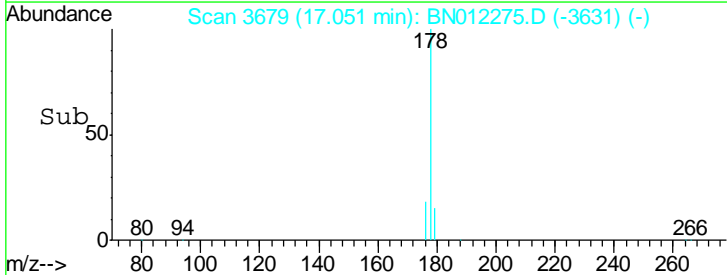
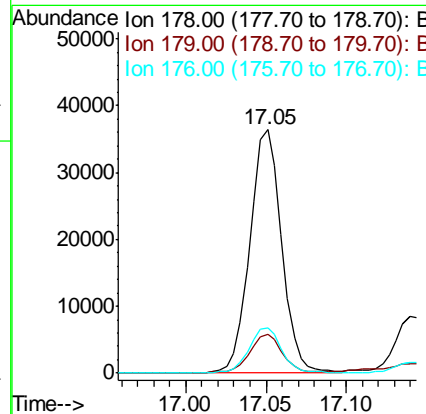
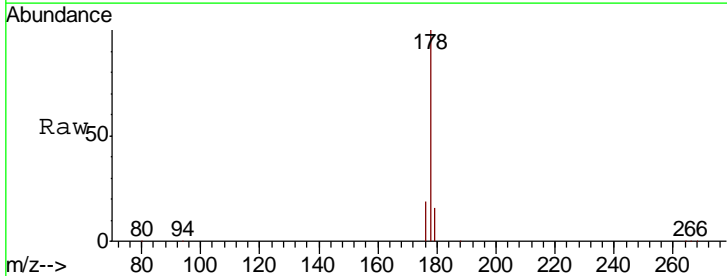
Instrument :
 BNA_N
 ClientSampled :
 COAL4DL

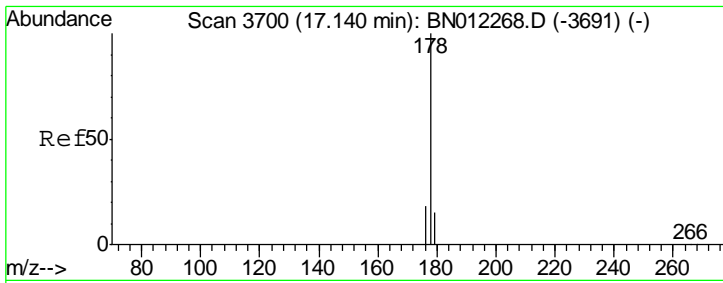
Tgt Ion	Resp	Lower	Upper
166	3128		
165	98.1	78.6	118.0
167	17.5	11.9	17.9



#12
 Phenanthrene
 Concen: 1.901 ng/ul
 RT: 17.05 min Scan# 3679
 Delta R.T. 0.00 min
 Lab File: BN012275.D
 Acq: 16 Oct 2020 20:03

Tgt Ion	Resp	Lower	Upper
178	49661		
179	15.8	13.4	20.2
176	18.7	15.7	23.5

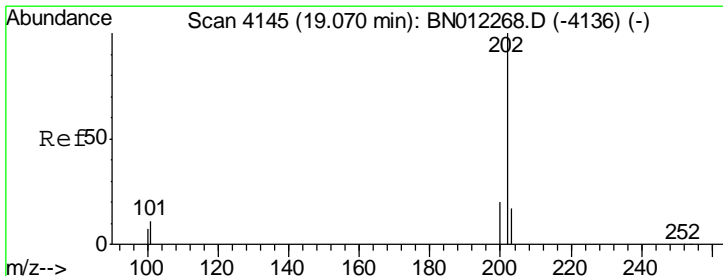
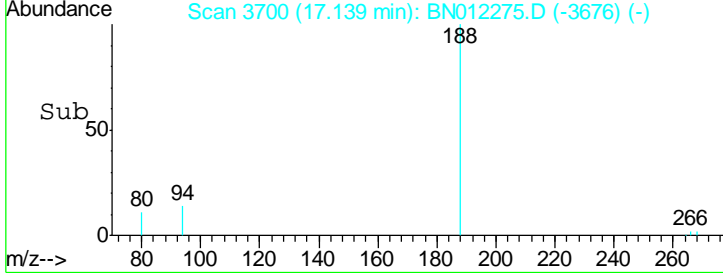
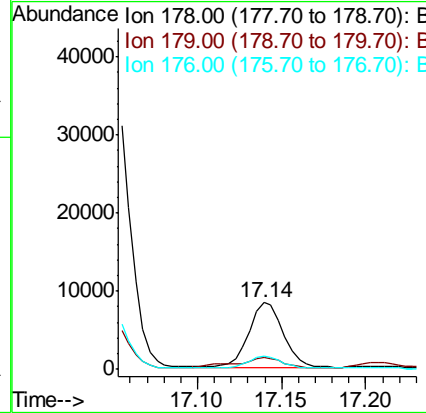
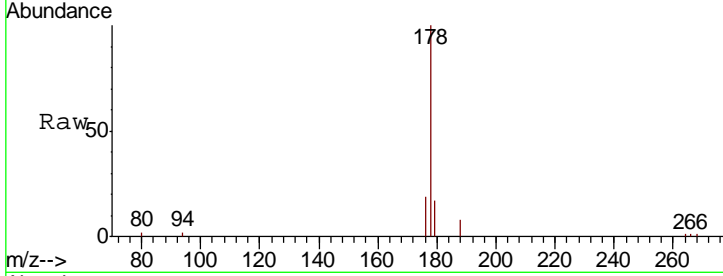




#13
 Anthracene
 Concen: 0.520 ng/ul
 RT: 17.14 min Scan# 3700
 Delta R.T. -0.00 min
 Lab File: BN012275.D
 Acq: 16 Oct 2020 20:03

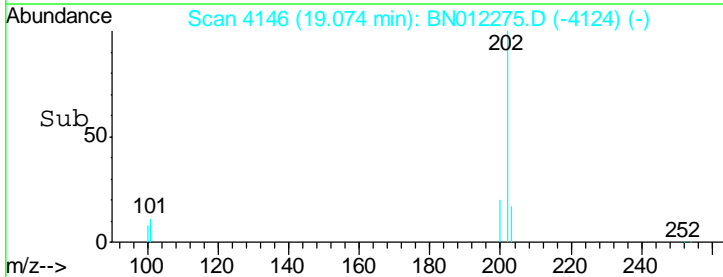
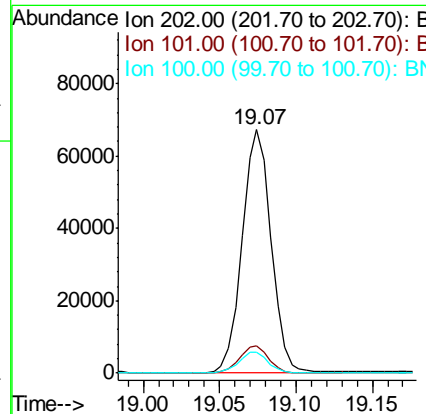
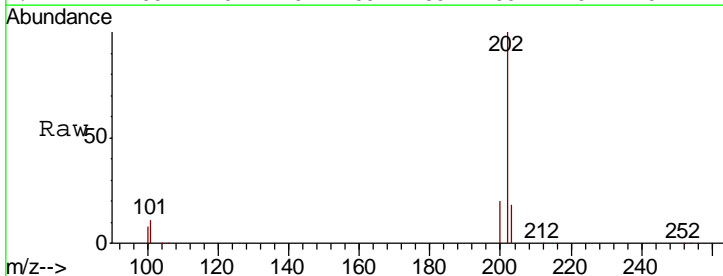
Instrument :
 BNA_N
 ClientSampled :
 COAL4DL

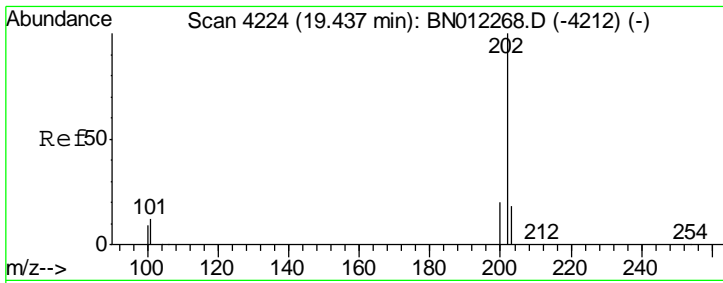
Tgt Ion	Resp	Lower	Upper
178	11647		
179	17.1	13.9	20.9
176	19.1	15.4	23.0



#15
 Fluoranthene
 Concen: 2.891 ng/ul
 RT: 19.07 min Scan# 4146
 Delta R.T. 0.00 min
 Lab File: BN012275.D
 Acq: 16 Oct 2020 20:03

Tgt Ion	Resp	Lower	Upper
202	88286		
101	11.1	0.0	31.0
100	8.3	0.0	28.7

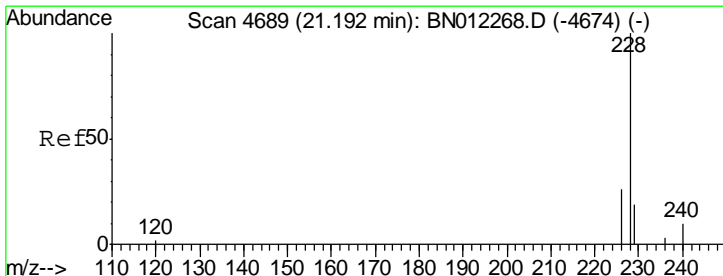
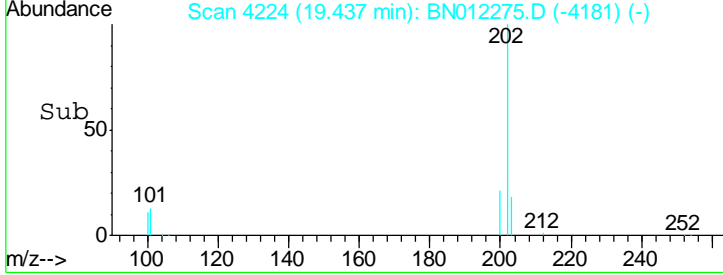
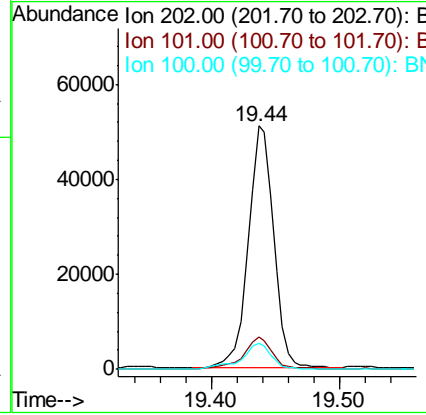
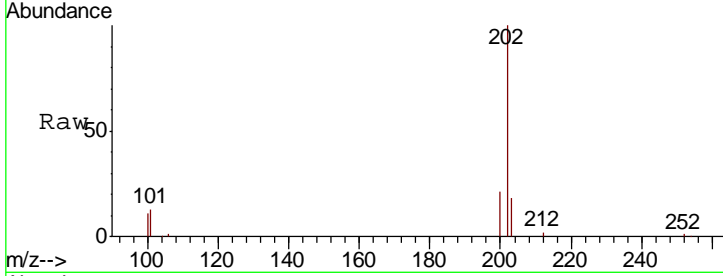




#17
 Pyrene
 Concen: 2.507 ng/ul
 RT: 19.44 min Scan# 4224
 Delta R.T. -0.00 min
 Lab File: BN012275.D
 Acq: 16 Oct 2020 20:03

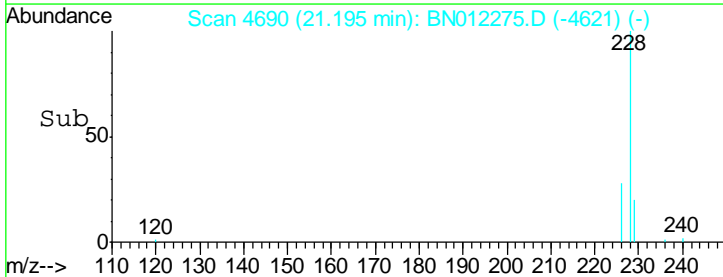
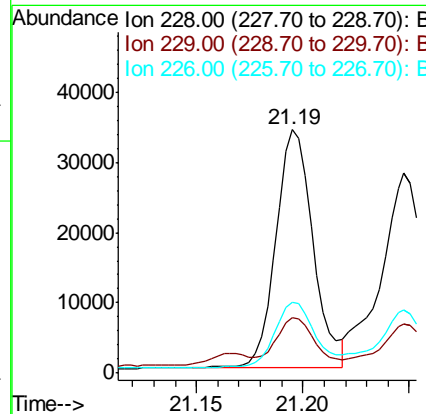
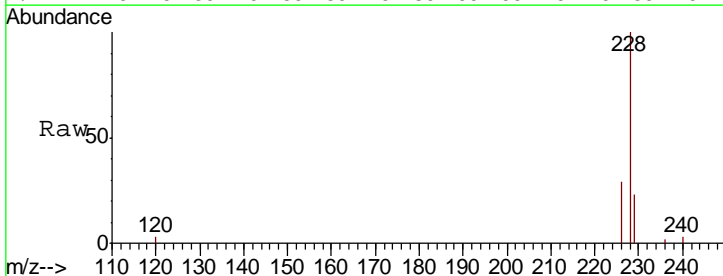
Instrument :
 BNA_N
ClientSampled :
 COAL4DL

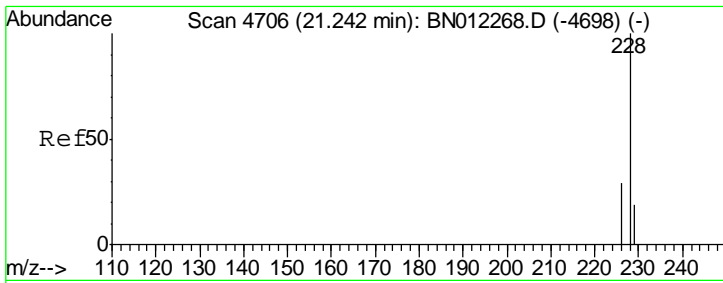
Tgt Ion	Resp	Lower	Upper
202	70080		
101	13.3	9.9	14.9
100	10.9	8.0	12.0



#18
 Benzo(a)anthracene
 Concen: 1.788 ng/ul
 RT: 21.19 min Scan# 4690
 Delta R.T. 0.00 min
 Lab File: BN012275.D
 Acq: 16 Oct 2020 20:03

Tgt Ion	Resp	Lower	Upper
228	41051		
229	22.5	15.8	23.8
226	29.3	22.6	33.8



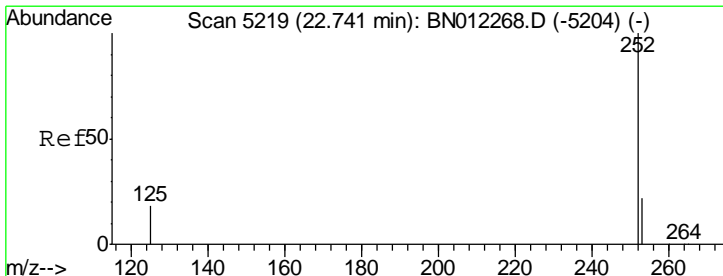
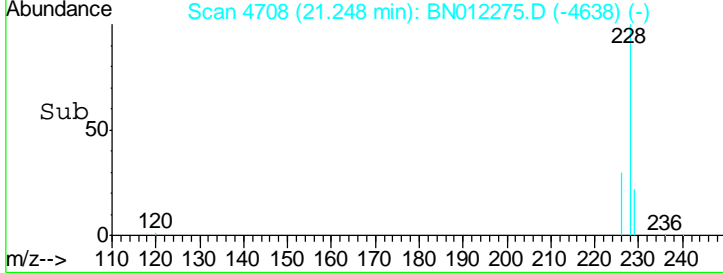
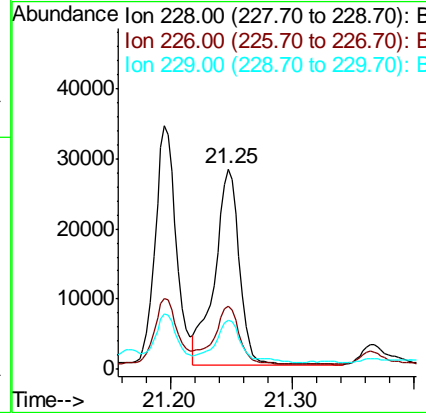
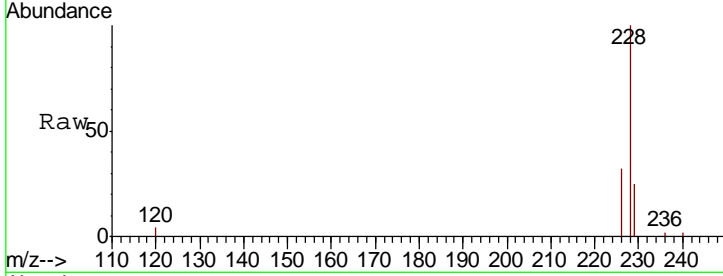


#19
 Chrysene
 Concen: 1.388 ng/ul
 RT: 21.25 min Scan# 4708
 Delta R.T. 0.01 min
 Lab File: BN012275.D
 Acq: 16 Oct 2020 20:03

Instrument :
 BNA_N
 ClientSampled :
 COAL4DL

Tgt Ion: 228 Resp: 38833

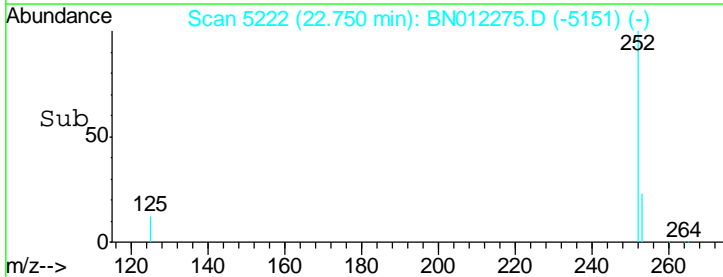
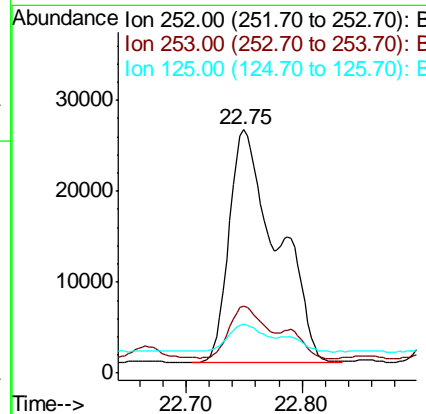
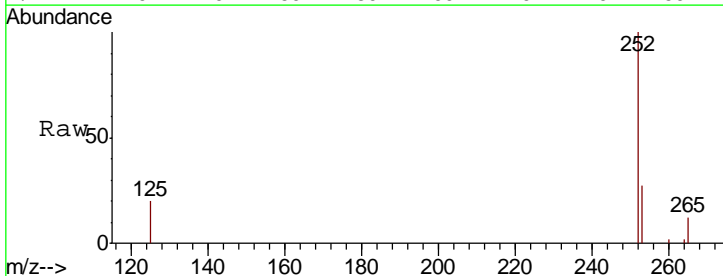
Ion	Ratio	Lower	Upper
228	100		
226	31.8	24.6	37.0
229	24.6	17.0	25.6

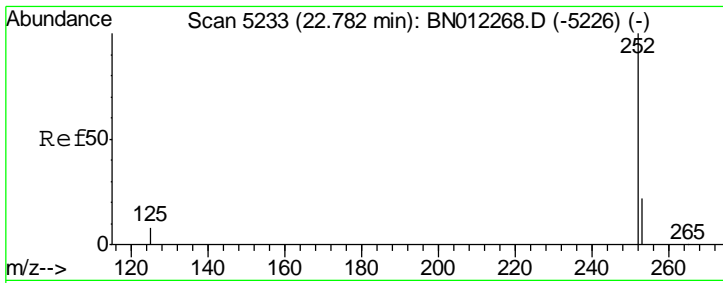


#21
 Benzo(b)fluoranthene
 Concen: 2.824 ng/ul
 RT: 22.75 min Scan# 5222
 Delta R.T. 0.01 min
 Lab File: BN012275.D
 Acq: 16 Oct 2020 20:03

Tgt Ion: 252 Resp: 73233

Ion	Ratio	Lower	Upper
252	100		
253	27.5	0.0	61.6
125	20.0	0.0	36.8

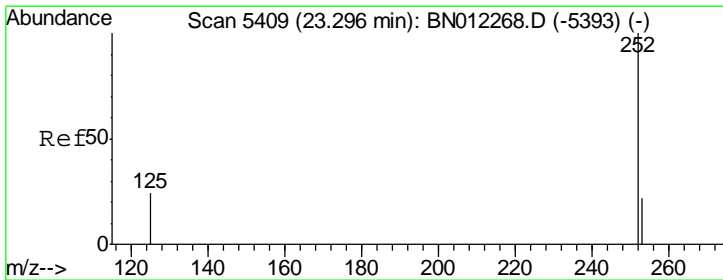
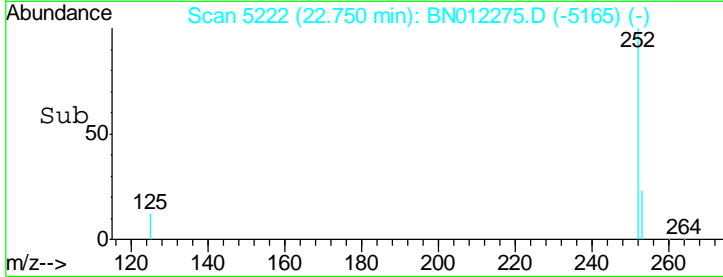
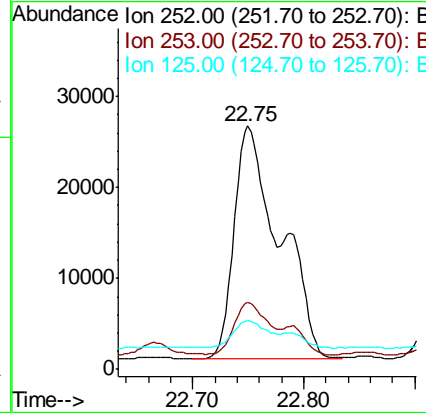
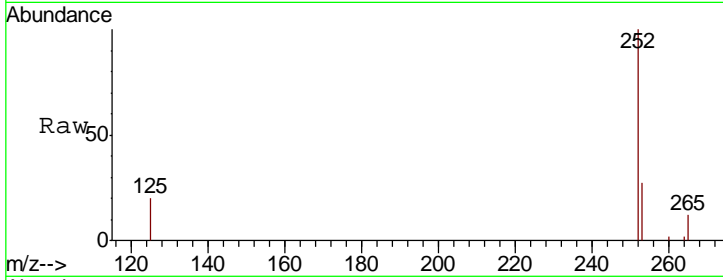




#22
 Benzo(k)fluoranthene
 Concen: 2.556 ng/ul
 RT: 22.75 min Scan# 5222
 Delta R.T. -0.03 min
 Lab File: BN012275.D
 Acq: 16 Oct 2020 20:03

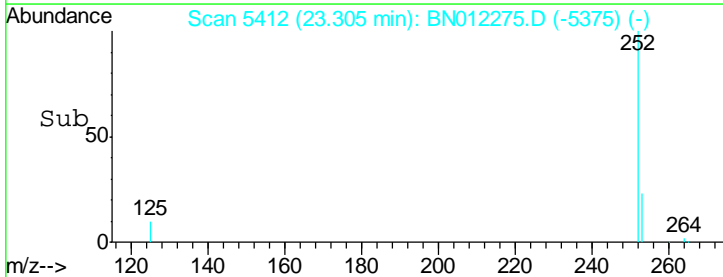
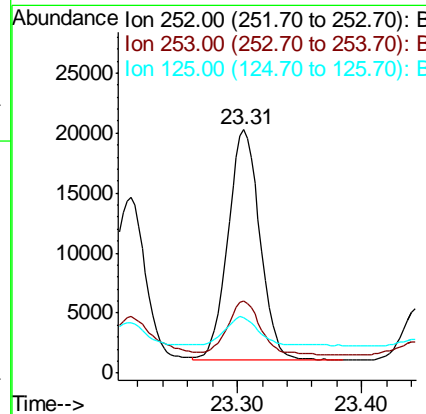
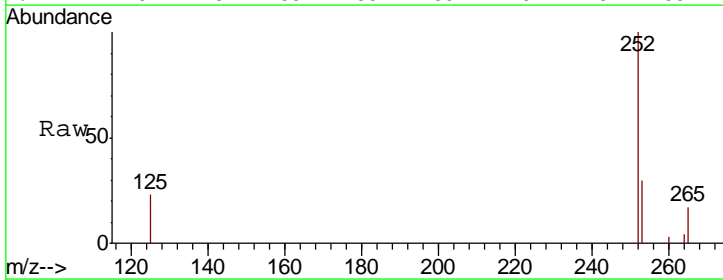
Instrument :
 BNA_N
 ClientSampled :
 COAL4DL

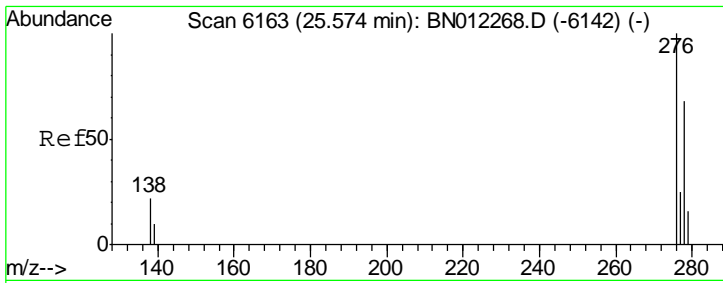
Tgt Ion	Resp	Lower	Upper
252	73363		
253	27.5	24.4	36.6
125	20.0	12.9	19.3#



#23
 Benzo(a)pyrene
 Concen: 1.361 ng/ul
 RT: 23.31 min Scan# 5412
 Delta R.T. 0.01 min
 Lab File: BN012275.D
 Acq: 16 Oct 2020 20:03

Tgt Ion	Resp	Lower	Upper
252	34326		
253	29.7	27.0	40.4
125	22.7	18.8	28.2

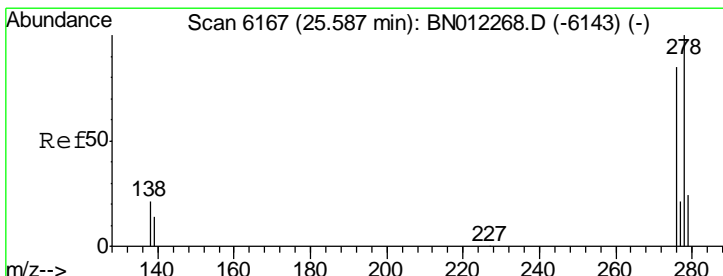
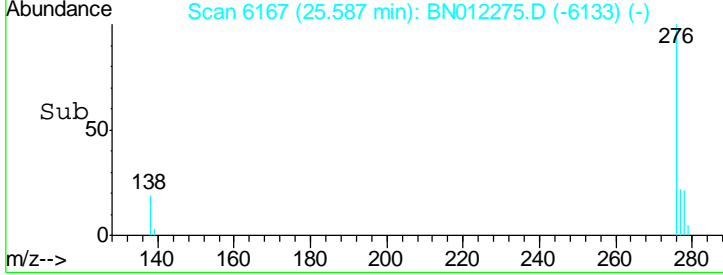
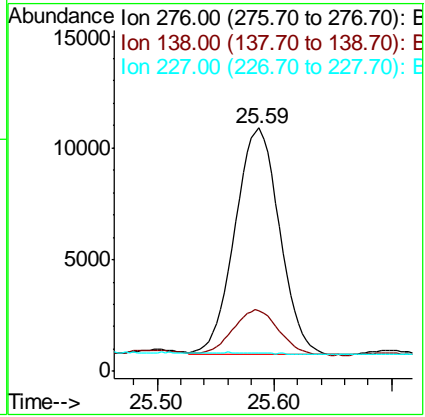
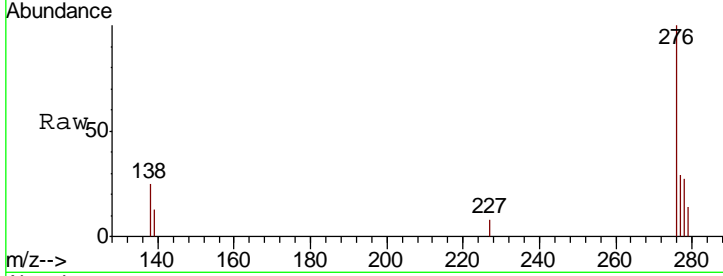




#24
 Indeno(1,2,3-cd)pyrene
 Concen: 0.828 ng/ul
 RT: 25.59 min Scan# 6167
 Delta R.T. 0.01 min
 Lab File: BN012275.D
 Acq: 16 Oct 2020 20:03

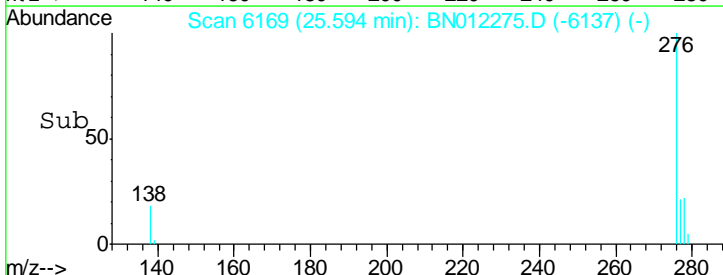
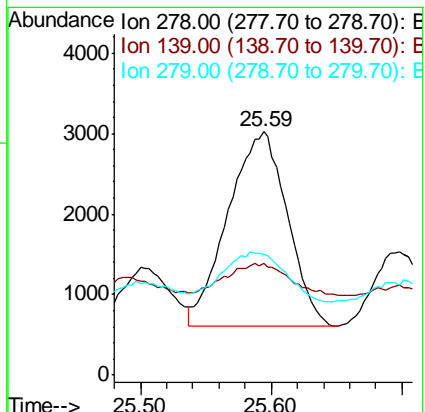
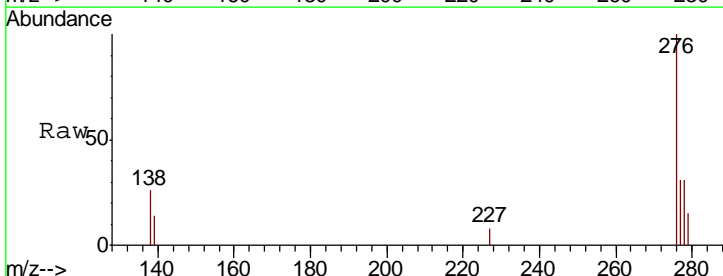
Instrument :
 BNA_N
 ClientSampled :
 COAL4DL

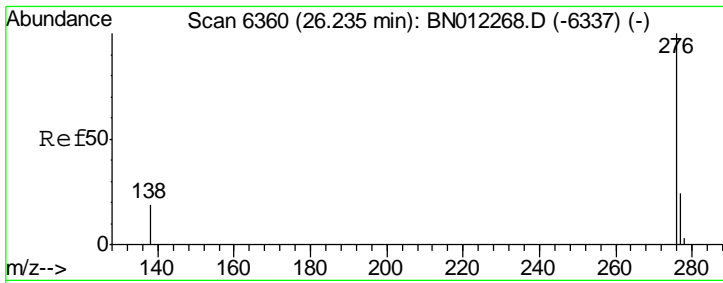
Tgt Ion	Resp	Lower	Upper
276	26823		
138	21.5	0.0	0.0#
227	0.0	0.0	0.0



#25
 Dibenzo(a,h)anthracene
 Concen: 0.295 ng/ul
 RT: 25.59 min Scan# 6169
 Delta R.T. 0.01 min
 Lab File: BN012275.D
 Acq: 16 Oct 2020 20:03

Tgt Ion	Resp	Lower	Upper
278	7637		
139	45.7	15.7	23.5#
279	49.8	26.0	39.0#





#26
 Benzo(a,h,i)perylene
 Concen: 0.651 ng/ul
 RT: 26.26 min Scan# 6367
 Delta R.T. 0.02 min
 Lab File: BN012275.D
 Acq: 16 Oct 2020 20:03

Instrument :
 BNA_N
ClientSampled :
 COAL4DL

Tot Ion	Ion	Ratio	Lower	Upper
19326	276	100		
	138	27.5	17.1	25.7#
	277	32.0	21.1	31.7#

