LSC Area Percent Report

Data Path : Z:\SVOASRV\HPCHEM1\BNA N\DATA\BN111618\
Data File : BN003578.D
Acq On : 16 Nov 2018 23:39
Operator : MJ/SJ
Sample : J5928-18
Misc :
ALS Vial : 22 Sample Multiplier: 1

Instrument :
BNA_N
ClientSampleId :
A40Y6

Integration Parameters: LSCINT.P
Integrator: RTE
Smoothing : OFF Filtering: 5
Sampling : 1 Min Area: 1 % of largest Peak
Start Thrs: 0.2 Max Peaks: 100
Stop Thrs : 0 Peak Location: TOP

If leading or trailing edge < 100 prefer < Baseline drop else tangent >
Peak separation: 5

Method : Z:\SVOASRV\HPCHEM1\BNA_N\METHODS\SOM-EPA-BN111418MA.M
Title : SVOA CALIBRATION

Signal : TIC

peak #	R.T. min	first scan	max scan	last scan	PK TY	peak height	corr. area	corr. % max.	% of total
1	3.023	3	6	16	rVB	114592	157152	7.26%	0.799%
2	3.446	75	78	83	rVB	22405	27636	1.28%	0.140%
3	4.958	330	335	341	rVB	16425	23265	1.07%	0.118%
4	7.016	676	685	694	rVB2	111834	231270	10.68%	1.176%
5	7.175	704	712	724	rVB	147039	229289	10.59%	1.166%
6	7.369	739	745	752	rBV	163347	252218	11.64%	1.282%
7	7.840	819	825	831	rBV	364756	559637	25.84%	2.845%
8	8.534	937	943	952	rBV	124565	191649	8.85%	0.974%
9	9.005	1017	1023	1032	rBV	170587	270708	12.50%	1.376%
10	9.722	1139	1145	1154	rVB	137096	214048	9.88%	1.088%
11	10.252	1229	1235	1246	rBV	224854	357515	16.51%	1.818%
12	10.640	1293	1301	1308	rBV	481779	808422	37.32%	4.110%
13	13.881	1846	1852	1856	rBV	437869	586895	27.10%	2.984%
14	13.928	1856	1860	1868	rVB	276357	373643	17.25%	1.900%
15	14.169	1895	1901	1908	rBV	502239	719452	33.22%	3.658%
16	14.475	1947	1953	1961	rBV2	754013	1143255	52.78%	5.812%
17	14.669	1981	1986	1995	rVB	24759	37462	1.73%	0.190%
18	15.469	2116	2122	2130	rVB	694355	975306	45.03%	4.958%
19	15.581	2136	2141	2149	rBV	158705	211287	9.75%	1.074%
20	17.222	2413	2420	2425	rBV2	1075234	1509209	69.68%	7.673%
21	17.316	2430	2436	2442	rVV2	784274	1077471	49.74%	5.478%
22	17.963	2540	2546	2556	rBV4	12813	24977	1.15%	0.127%
23	18.092	2562	2568	2578	rBV	191852	284088	13.12%	1.444%
24	19.239	2758	2763	2771	rBV2	15202	25373	1.17%	0.129%
25	19.369	2779	2785	2796	rBV	53047	85026	3.93%	0.432%
26	19.610	2820	2826	2838	rVB	1013628	1362881	62.92%	6.929%
27	21.086	3072	3077	3093	rBV	189491	316871	14.63%	1.611%
28	21.398	3124	3130	3139	rBV	1572375	1970621	90.98%	10.019%
29	21.522	3147	3151	3158	rVB	37539	38469	1.78%	0.196%
30	21.963	3222	3226	3230	rBV	73077	86909	4.01%	0.442%
31	22.439	3302	3307	3314	rBV	138670	171498	7.92%	0.872%
32	22.574	3325	3330	3340	rVB	434580	555962	25.67%	2.826%
33	22.957	3390	3395	3401	rBV	152255	239237	11.05%	1.216%
34	23.557	3489	3497	3508	rVB	908548	1796466	82.94%	9.133%

LSC Area Percent Report

Data Path : Z:\SVOASRV\HPCHEM1\BNA N\DATA\BN111618\
Data File : BN003578.D
Acq On : 16 Nov 2018 23:39
Operator : MJ/SJ
Sample : J5928-18
Misc :
ALS Vial : 22 Sample Multiplier: 1

Instrument :
BNA_N
ClientSampleId :
A40Y6

Integration Parameters: LSCINT.P
Integrator: RTE
Smoothing : OFF Filtering: 5
Sampling : 1 Min Area: 1 % of largest Peak
Start Thrs: 0.2 Max Peaks: 100
Stop Thrs : 0 Peak Location: TOP

If leading or trailing edge < 100 prefer < Baseline drop else tangent >
Peak separation: 5

Method : Z:\SVOASRV\HPCHEM1\BNA_N\METHODS\SOM-EPA-BN111418MA.M
Title : SVOA CALIBRATION

35	23.710	3515	3523	3536	rBV	1140207	2165995	100.00%	11.012%
36	24.210	3603	3608	3617	rVB	119264	223616	10.32%	1.137%
37	24.316	3621	3626	3634	rBV7	18629	50400	2.33%	0.256%
38	24.986	3734	3740	3753	rVB	85662	205396	9.48%	1.044%
39	25.892	3888	3894	3903	rVB2	46338	109191	5.04%	0.555%

Sum of corrected areas: 19669765

LSC Report - Integrated Chromatogram

Data Path : Z:\SVOASRV\HPCHEM1\BNA N\DATA\BN111618\
Data File : BN003578.D
Acq On : 16 Nov 2018 23:39
Operator : MJ/SJ
Sample : J5928-18
Misc :
ALS Vial : 22 Sample Multiplier: 1

Instrument :
BNA_N
ClientSampleId :
A40Y6

Quant Method : Z:\SVOASRV\HPCHEM1\BNA_N\METHODS\SOM-EPA-BN111418MA.M
Quant Title : SVOA CALIBRATION

TIC Library : C:\Database\NIST11.L
TIC Integration Parameters: LSCINT.P

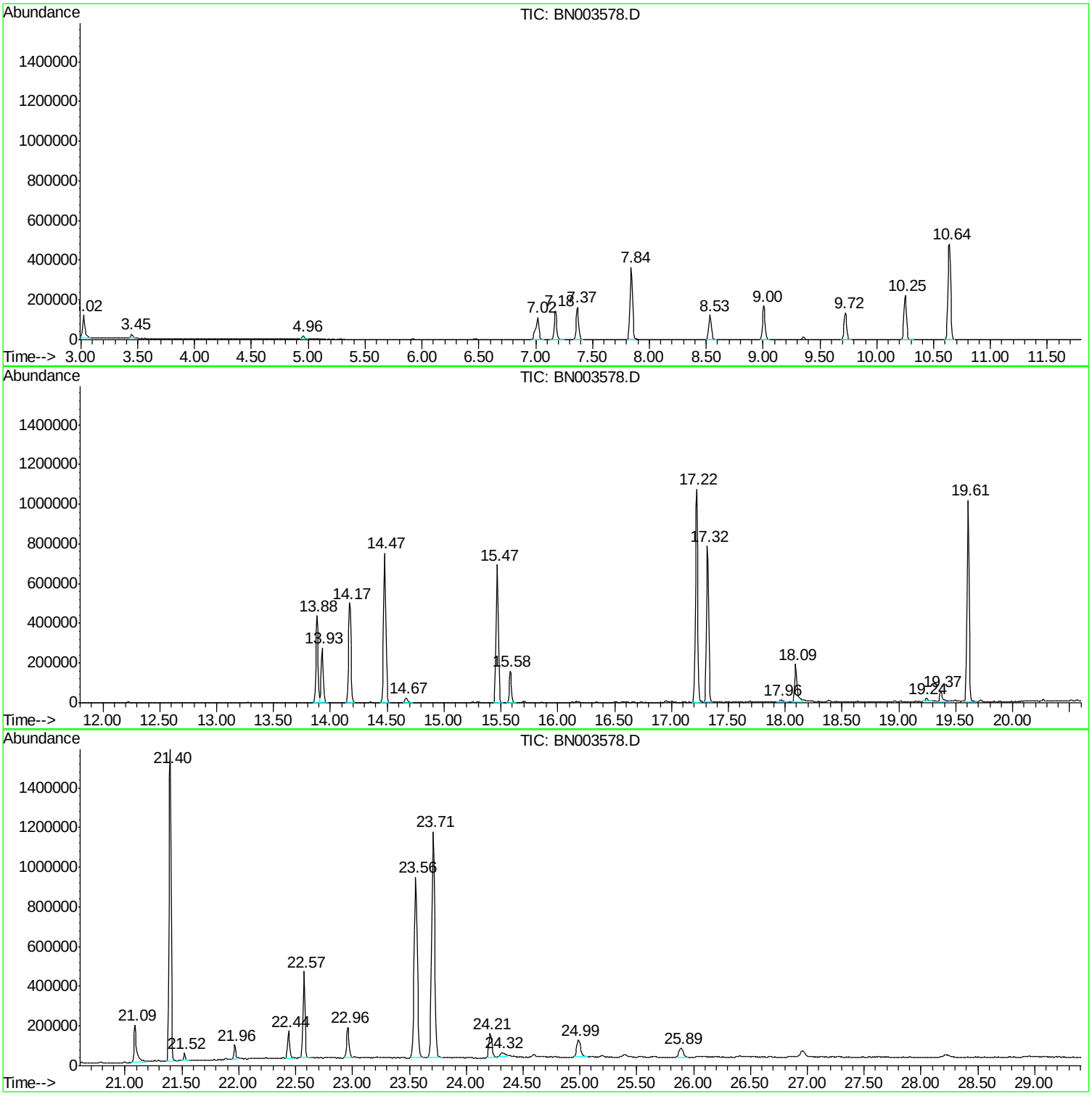

Library Search Compound Report

Data Path : Z:\SVOASRV\HPCHEM1\BNA N\DATA\BN111618\
Data File : BN003578.D
Acq On : 16 Nov 2018 23:39
Operator : MJ/SJ
Sample : J5928-18
Misc :
ALS Vial : 22 Sample Multiplier: 1

Instrument :
BNA_N
ClientSampleId :
A40Y6

Quant Method : Z:\SVOASRV\HPCHEM1\BNA_N\METHODS\SOM-EPA-BN111418MA.M
Quant Title : SVOA CALIBRATION

TIC Library : C:\Database\NIST11.L
TIC Integration Parameters: LSCINT.P

****
Peak Number 1 Butane, 2-methoxy-2-methyl- Concentration Rank 1

R.T.	EstConc	Area	Relative to ISTD	R.T.
3.02	5.62 ng/ul	157152	1,4-Dichlorobenzene-d4	7.84

Hit# of 5	Tentative ID	MW	MolForm	CAS#	Qual
1	Butane, 2-methoxy-2-methyl-	102	C6H14O	000994-05-8	86
2	Butane, 2-methoxy-2-methyl-	102	C6H14O	000994-05-8	83
3	2,2,4-Trimethyl-3-pentanol	130	C8H18O	005162-48-1	39
4	Silane, ethyltrimethyl-	102	C5H14Si	003439-38-1	33
5	Pentane, 3-methoxy-	102	C6H14O	036839-67-5	23

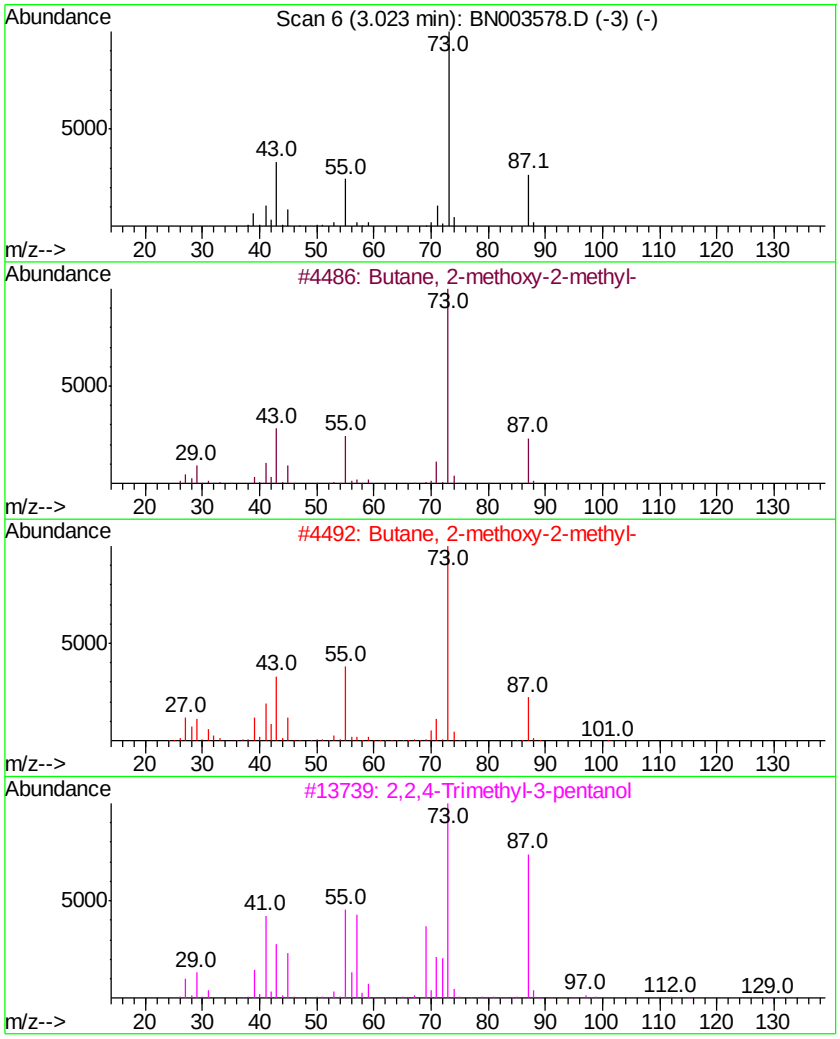

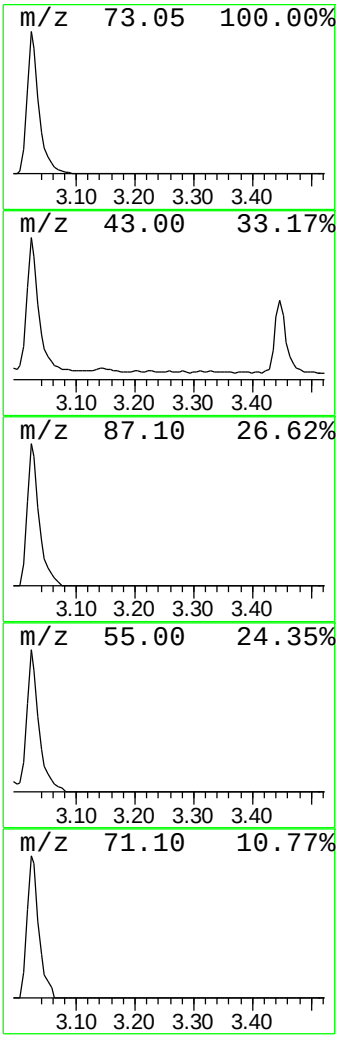

Library Search Compound Report

Data Path : Z:\SVOASRV\HPCHEM1\BNA N\DATA\BN111618\
Data File : BN003578.D
Acq On : 16 Nov 2018 23:39
Operator : MJ/SJ
Sample : J5928-18
Misc :
ALS Vial : 22 Sample Multiplier: 1

Instrument :
BNA_N
ClientSampleId :
A40Y6

Quant Method : Z:\SVOASRV\HPCHEM1\BNA_N\METHODS\SOM-EPA-BN111418MA.M
Quant Title : SVOA CALIBRATION

TIC Library : C:\Database\NIST11.L
TIC Integration Parameters: LSCINT.P

****
Peak Number 2 n-Hexadecanoic acid Concentration Rank 3

R.T.	EstConc	Area	Relative to ISTD	R.T.
18.09	3.76 ng/ul	284088	Phenanthrene-d10	17.22

Hit# of 5	Tentative ID	MW	MolForm	CAS#	Qual
1	n-Hexadecanoic acid	256	C16H32O2	000057-10-3	99
2	n-Hexadecanoic acid	256	C16H32O2	000057-10-3	98
3	Pentadecanoic acid	242	C15H30O2	001002-84-2	91
4	Tridecanoic acid	214	C13H26O2	000638-53-9	89
5	n-Decanoic acid	172	C10H20O2	000334-48-5	76

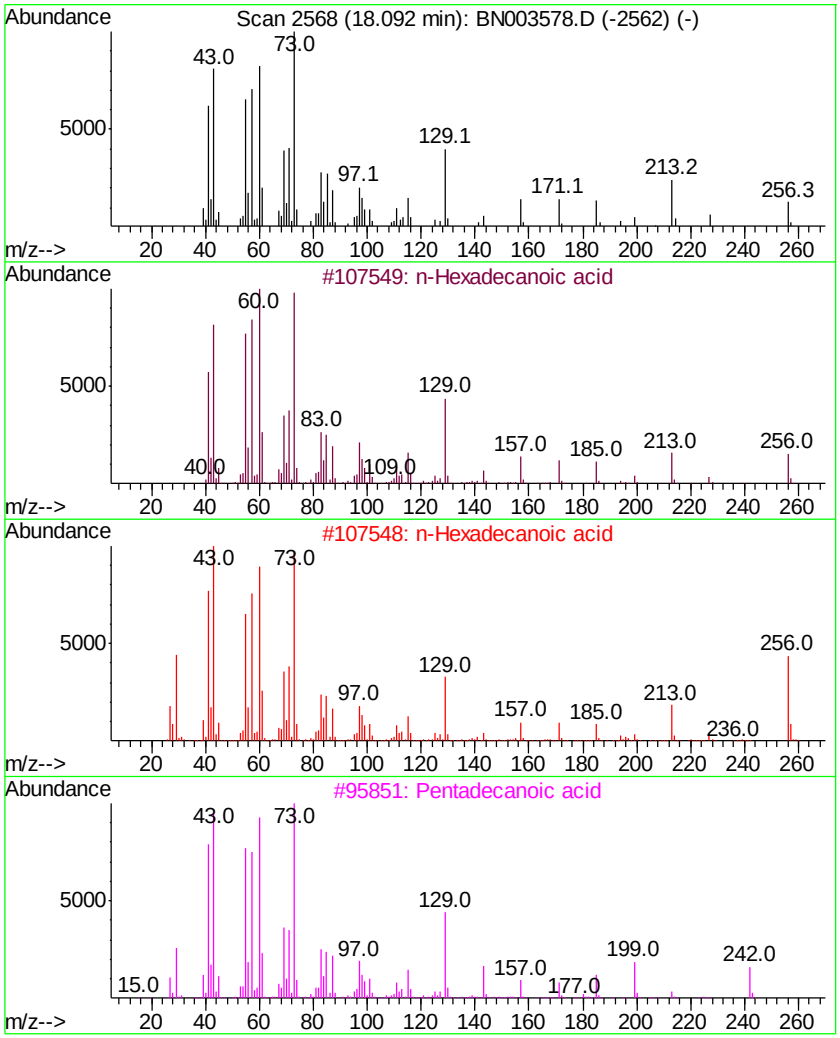

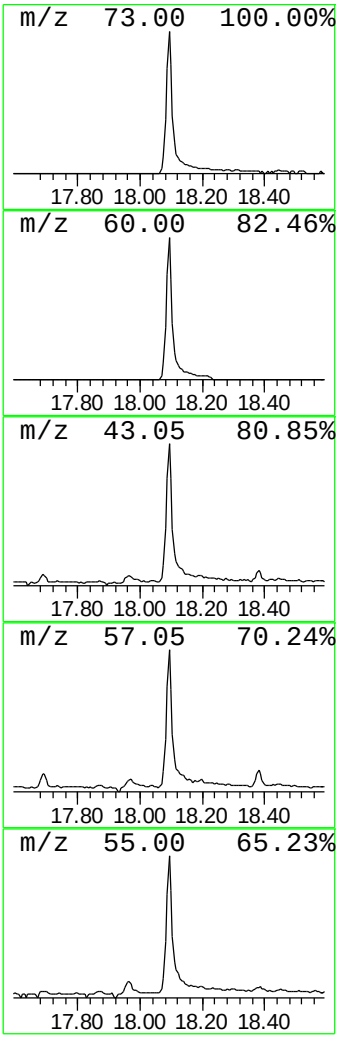

Library Search Compound Report

Data Path : Z:\SVOASRV\HPCHEM1\BNA N\DATA\BN111618\
Data File : BN003578.D
Acq On : 16 Nov 2018 23:39
Operator : MJ/SJ
Sample : J5928-18
Misc :
ALS Vial : 22 Sample Multiplier: 1

Instrument :
BNA_N
ClientSampleId :
A40Y6

Quant Method : Z:\SVOASRV\HPCHEM1\BNA_N\METHODS\SOM-EPA-BN111418MA.M
Quant Title : SVOA CALIBRATION

TIC Library : C:\Database\NIST11.L
TIC Integration Parameters: LSCINT.P

****
Peak Number 3 1-Heneicosanol Concentration Rank 4

R.T.	EstConc	Area	Relative to ISTD	R.T.
21.09	3.22 ng/ul	316871	Chrysene-d12	21.40

Hit# of 5	Tentative ID	MW	MolForm	CAS#	Qual
1	1-Heneicosanol	312	C21H44O	015594-90-8	95
2	Pentafluoropropionic acid, penta...	374	C18H31F5O2	959092-08-1	95
3	Heptafluorobutyric acid, pentade...	424	C19H31F7O2	959261-23-5	95
4	n-Nonadecanol-1	284	C19H40O	001454-84-8	95
5	Trifluoroacetoxy hexadecane	338	C18H33F3O2	006222-03-3	95

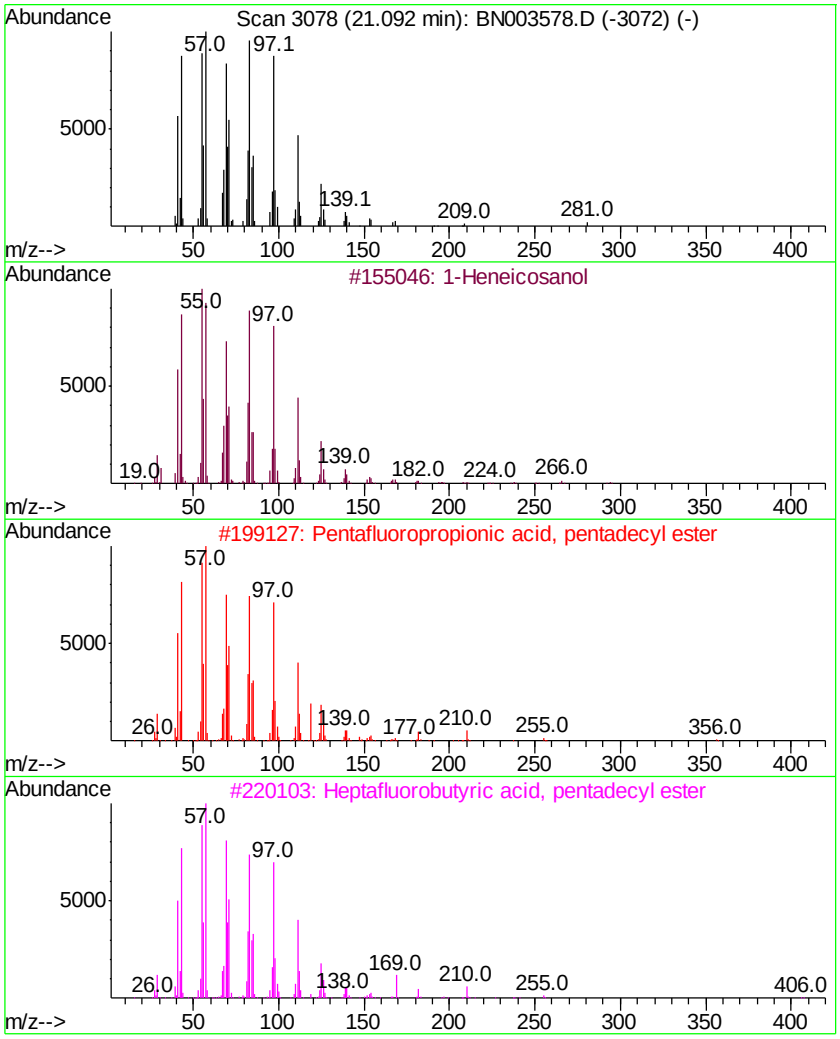

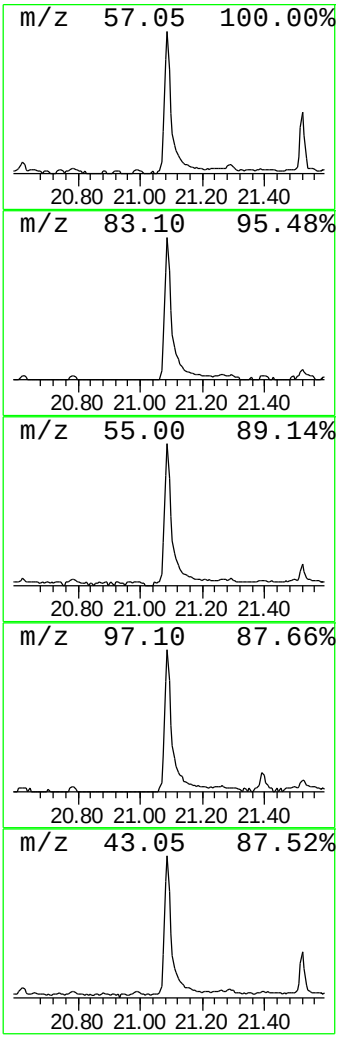

Library Search Compound Report

Data Path : Z:\SVOASRV\HPCHEM1\BNA N\DATA\BN111618\
Data File : BN003578.D
Acq On : 16 Nov 2018 23:39
Operator : MJ/SJ
Sample : J5928-18
Misc :
ALS Vial : 22 Sample Multiplier: 1

Instrument :
BNA_N
ClientSampleId :
A40Y6

Quant Method : Z:\SVOASRV\HPCHEM1\BNA_N\METHODS\SOM-EPA-BN111418MA.M
Quant Title : SVOA CALIBRATION

TIC Library : C:\Database\NIST11.L
TIC Integration Parameters: LSCINT.P

****

Peak Number 4 Squalene Concentration Rank 2

R.T.	EstConc	Area	Relative to ISTD	R.T.
22.57	5.13 ng/ul	555962	Perylene-d12	23.71

Hit# of 5	Tentative ID	MW	MolForm	CAS#	Qual
1	Squalene	410	C30H50	000111-02-4	94
2	Squalene	410	C30H50	000111-02-4	91
3	Squalene	410	C30H50	000111-02-4	91
4	Supraene	410	C30H50	007683-64-9	91
5	Squalene	410	C30H50	000111-02-4	91

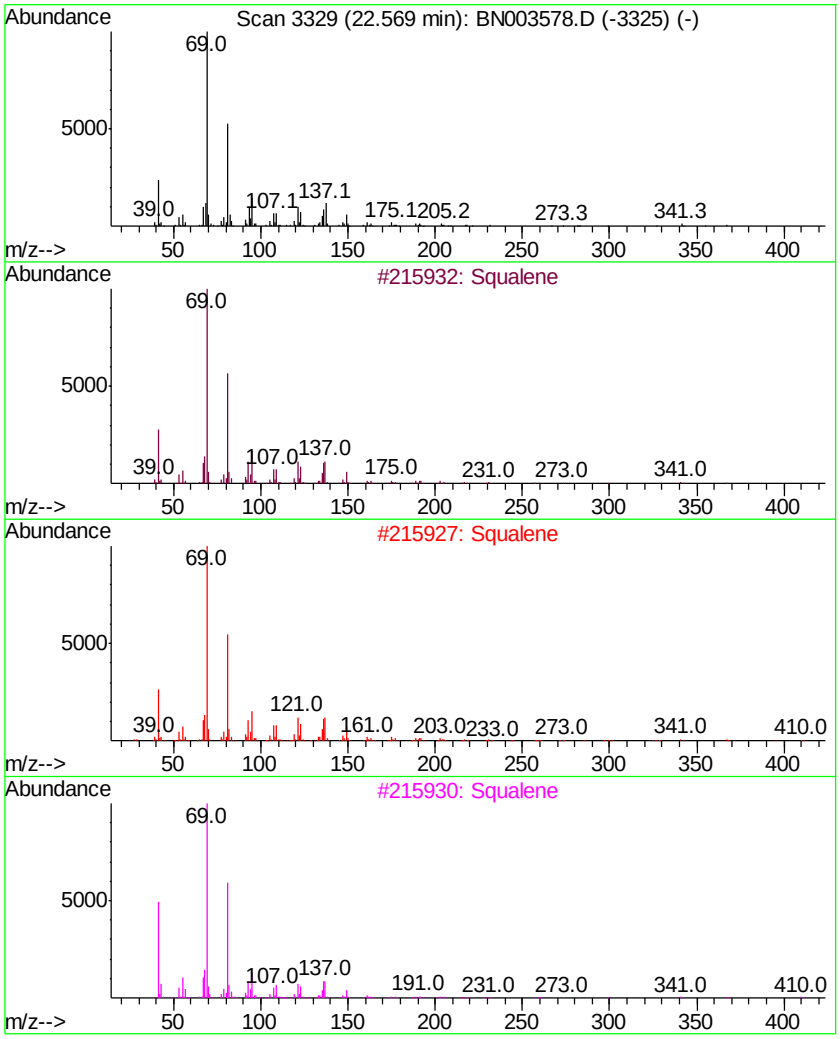

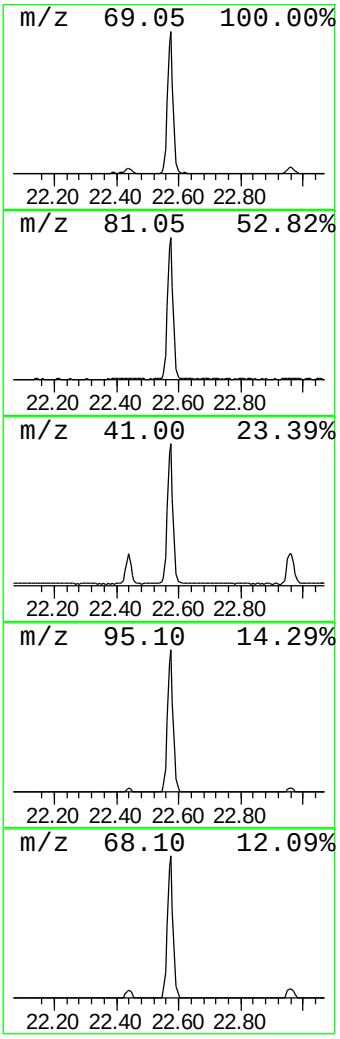

Library Search Compound Report

Data Path : Z:\SVOASRV\HPCHEM1\BNA N\DATA\BN111618\
Data File : BN003578.D
Acq On : 16 Nov 2018 23:39
Operator : MJ/SJ
Sample : J5928-18
Misc :
ALS Vial : 22 Sample Multiplier: 1

Instrument :
BNA_N
ClientSampleId :
A40Y6

Quant Method : Z:\SVOASRV\HPCHEM1\BNA_N\METHODS\SOM-EPA-BN111418MA.M
Quant Title : SVOA CALIBRATION

TIC Library : C:\Database\NIST11.L
TIC Integration Parameters: LSCINT.P

****
Peak Number 5 (DEL) Alkane: Straight-Chai... Concentration Rank 5

R.T.	EstConc	Area	Relative to ISTD	R.T.
22.96	2.21 ng/ul	239237	Perylene-d12	23.71

Hit# of 5	Tentative ID	MW	MolForm	CAS#	Qual
1	Heptacosane	380	C27H56	000593-49-7	91
2	Heneicosane	296	C21H44	000629-94-7	91
3	2-methyloctacosane	408	C29H60	1000376-72-8	91
4	Heptadecane, 9-octyl-	352	C25H52	007225-64-1	91
5	Hexacosane	366	C26H54	000630-01-3	90

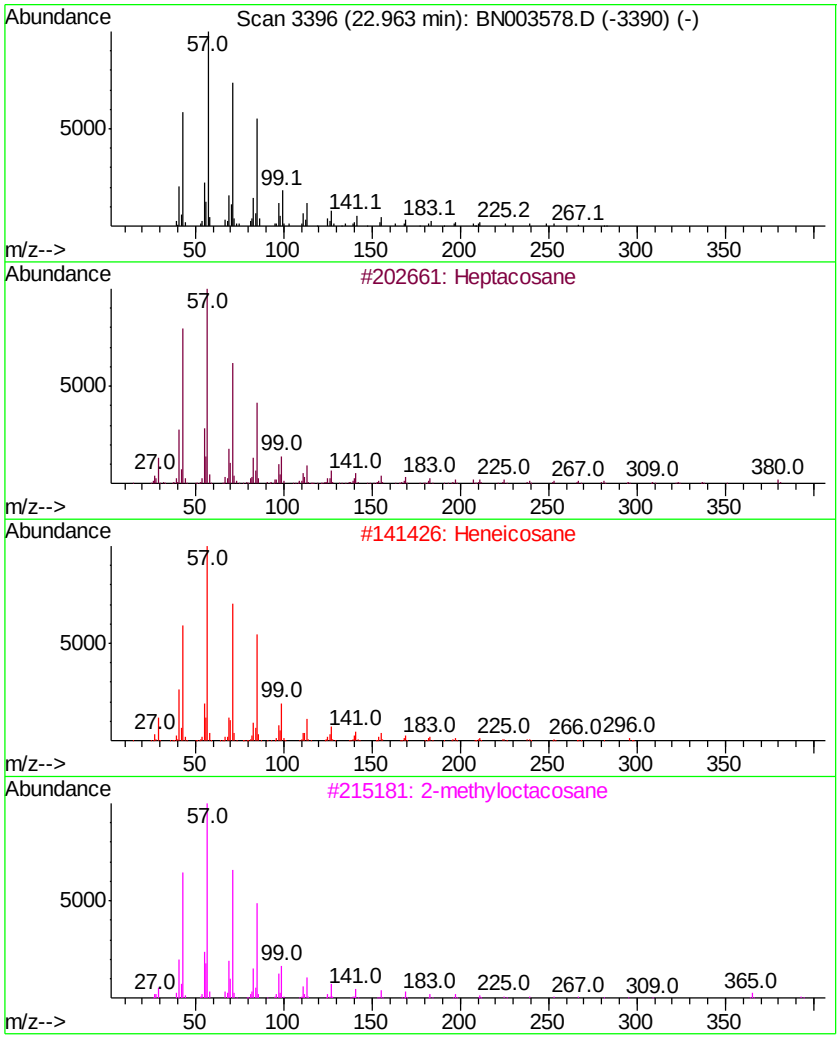

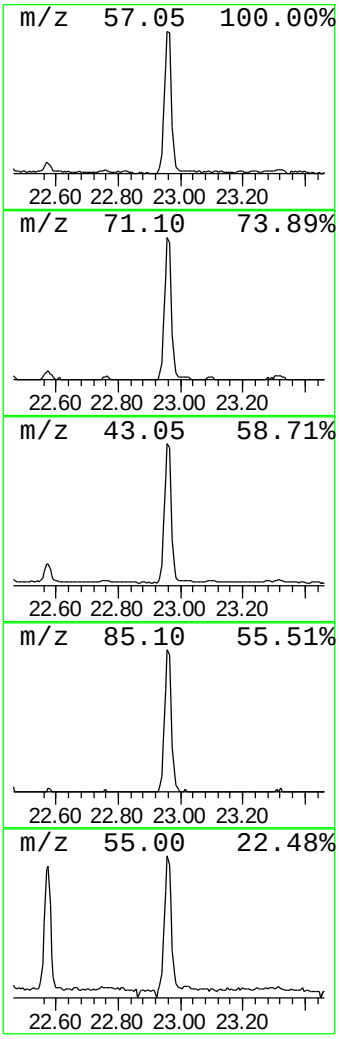

Library Search Compound Report

Data Path : Z:\SVOASRV\HPCHEM1\BNA N\DATA\BN111618\
Data File : BN003578.D
Acq On : 16 Nov 2018 23:39
Operator : MJ/SJ
Sample : J5928-18
Misc :
ALS Vial : 22 Sample Multiplier: 1

Instrument :
BNA_N
ClientSampleId :
A40Y6

Quant Method : Z:\SVOASRV\HPCHEM1\BNA_N\METHODS\SOM-EPA-BN111418MA.M
Quant Title : SVOA CALIBRATION

TIC Library : C:\Database\NIST11.L
TIC Integration Parameters: LSCINT.P

****
Peak Number 6 (DEL) Alkane: Straight-Chai... Concentration Rank 6

R.T.	EstConc	Area	Relative to ISTD	R.T.
24.21	2.06 ng/ul	223616	Perylene-d12	23.71

Hit# of 5	Tentative ID	MW	MolForm	CAS#	Qual
1	Tetracosane	338	C24H50	000646-31-1	91
2	Tetracosane	338	C24H50	000646-31-1	91
3	Heptacosane	380	C27H56	000593-49-7	91
4	Hexacosane	366	C26H54	000630-01-3	91
5	Octacosane	394	C28H58	000630-02-4	91

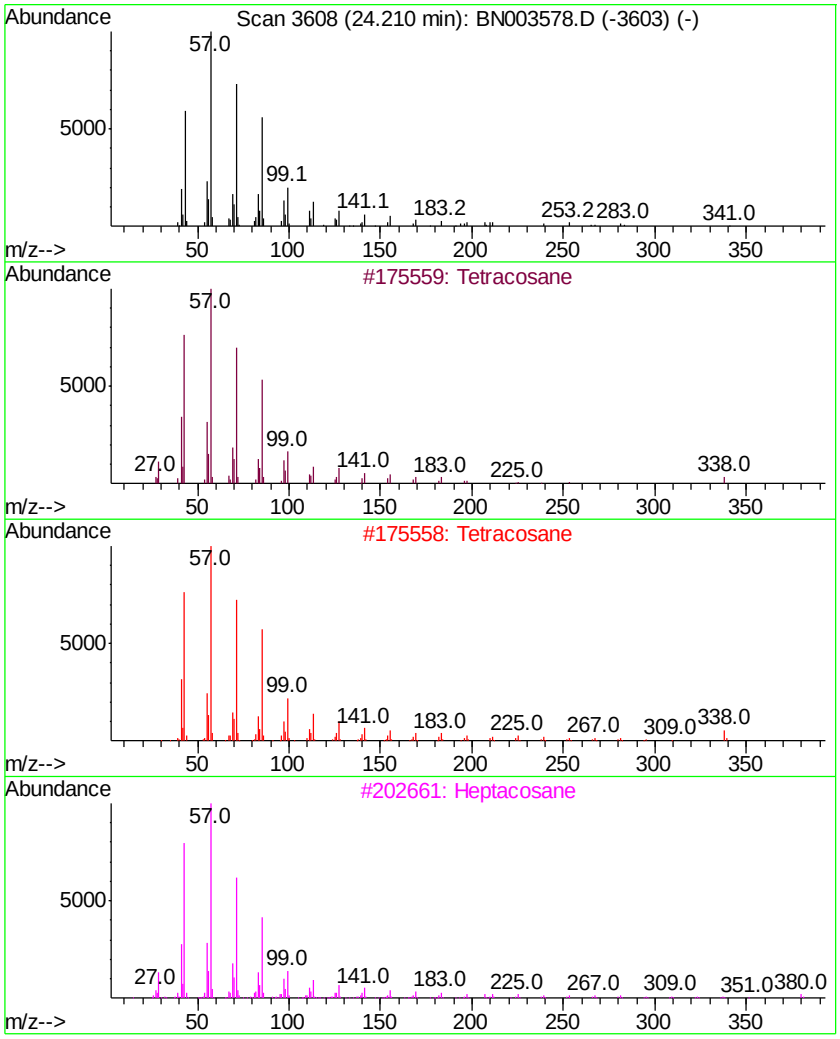

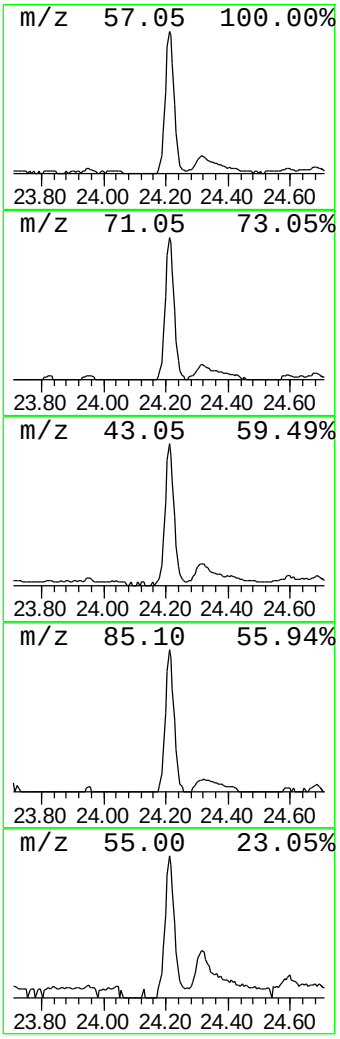

Tentatively Identified Compound (LSC) summary

Data Path : Z:\SVOASRV\HPCHEM1\BNA_N\DATA\BN111618\
Data File : BN003578.D
Acq On : 16 Nov 2018 23:39
Operator : MJ/SJ
Sample : J5928-18
Misc :
ALS Vial : 22 Sample Multiplier: 1

Instrument :
BNA_N
ClientSampleId :
A40Y6

Quant Method : Z:\SVOASRV\HPCHEM1\BNA_N\METHODS\SOM-EPA-BN111418MA.M
Quant Title : SVOA CALIBRATION

TIC Library : C:\Database\NIST11.L
TIC Integration Parameters: LSCINT.P

TIC Top Hit name	RT	EstConc	Units	Response	Internal Standard #	RT	Resp	Conc
Butane, 2-methoxy...	3.02	5.6	ng/ul	157152	1	7.84	559637	20.0
n-Hexadecanoic acid	18.09	3.8	ng/ul	284088	4	17.22	1509210	20.0
1-Heneicosanol	21.09	3.2	ng/ul	316871	5	21.40	1970620	20.0
Squalene	22.57	5.1	ng/ul	555962	6	23.71	2166000	20.0
(DEL) Alkane: Str...	22.96	2.2	ng/ul	239237	6	23.71	2166000	20.0
(DEL) Alkane: Str...	24.21	2.1	ng/ul	223616	6	23.71	2166000	20.0