

Data Path : Z:\SVOASRV\HPCHEM1\BNA N\DATA\BN120419\
 Data File : BN008836.D
 Acq On : 04 Dec 2019 11:20
 Operator : JU
 Sample : SSTDICCO.1
 Misc :
 ALS Vial : 2 Sample Multiplier: 1

Instrument :
 BNA_N
 ClientSampleId :
 SSTDICCO.1

Quant Time: Dec 04 14:19:56 2019
 Quant Method : Z:\SVOASRV\HPCHEM1\BNA N\METHODS\8270-SIM-BN120419.M
 Quant Title : ASP BNA STANDARDS FOR 5 POINT CALIBRATION
 QLast Update : Wed Dec 04 14:04:21 2019
 Response via : Initial Calibration

Internal Standards	R.T.	QIon	Response	Conc	Units	Dev(Min)
1) 1,4-Dichlorobenzene-d4	7.57	152	4402	0.40	ng	0.00
7) Naphthalene-d8	10.33	136	18356	0.40	ng	0.00
13) Acenaphthene-d10	14.19	164	12663	0.40	ng	0.00
19) Phenanthrene-d10	16.94	188	28635	0.40	ng	0.00
27) Chrysene-d12	21.15	240	30921	0.40	ng	0.00
34) Perylene-d12	23.30	264	33686	0.40	ng	0.00

System Monitoring Compounds

4) 2-Fluorophenol	5.21	112	1206	0.08	ng	0.00
5) Phenol-d6	6.76	99	1609	0.07	ng	0.00
8) Nitrobenzene-d5	8.71	82	1633	0.10	ng	0.00
11) 2-Methylnaphthalene-d10	11.92	152	3044	0.10	ng	0.00
14) 2,4,6-Tribromophenol	15.70	330	694	0.10	ng	0.00
15) 2-Fluorobiphenyl	12.82	172	4817	0.09	ng	0.01
25) Fluoranthene-d10	18.98	212	8532	0.09	ng	0.00
29) Terphenyl-d14	19.59	244	7129	0.09	ng	0.00

Target Compounds

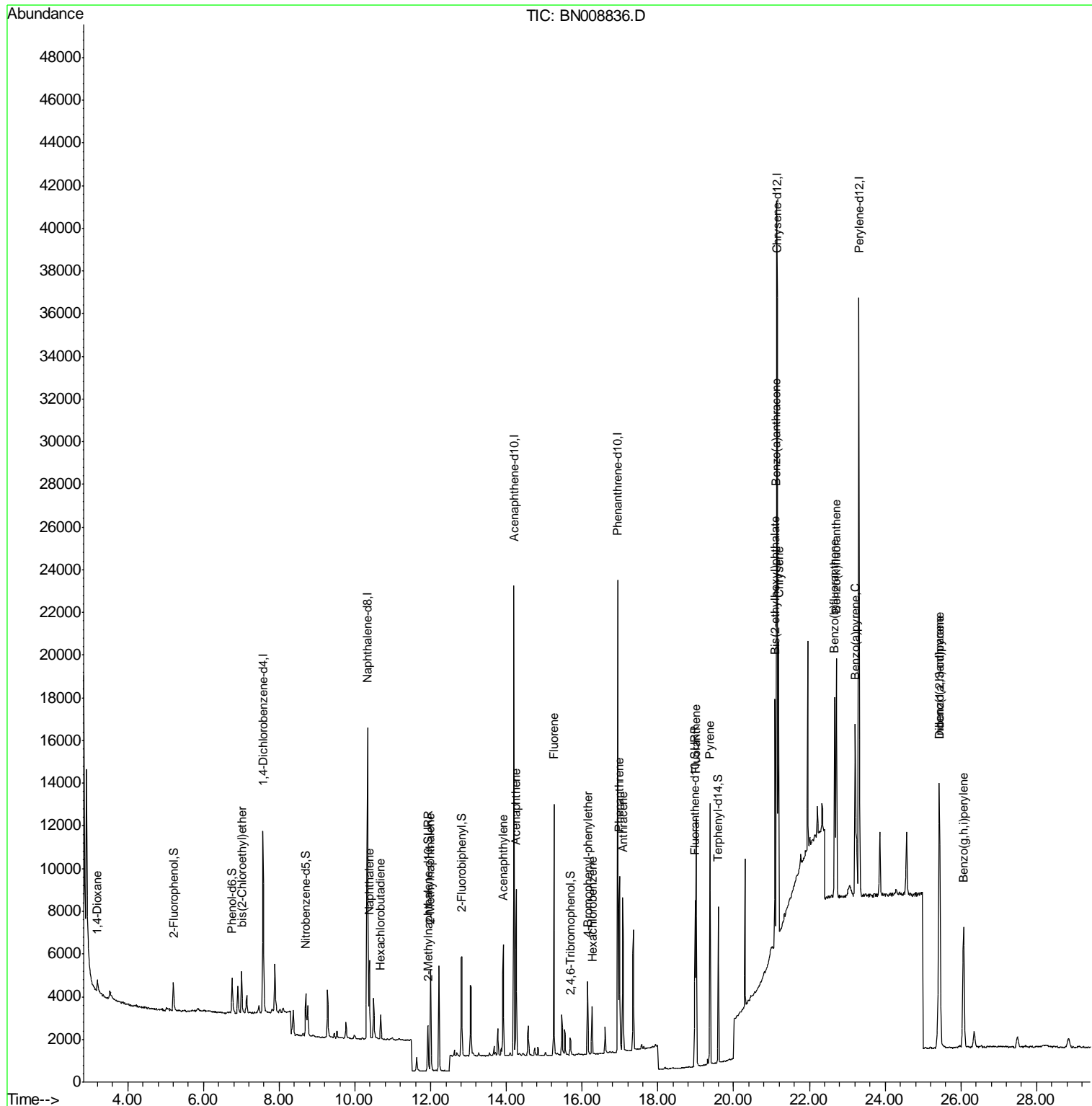
Target Compounds	R.T.	QIon	Response	Conc	Units	Qvalue
2) 1,4-Dioxane	3.20	88	354	0.072	ng	# 100
6) bis(2-Chloroethyl)ether	7.01	93	1454	0.117	ng	97
9) Naphthalene	10.38	128	4940	0.096	ng	97
10) Hexachlorobutadiene	10.67	225	998	0.092	ng	# 99
12) 2-Methylnaphthalene	12.00	142	3610	0.104	ng	98
16) Acenaphthylene	13.91	152	5782	0.086	ng	100
17) Acenaphthene	14.26	154	3748	0.087	ng	99
18) Fluorene	15.25	166	4895	0.088	ng	99
20) 4-Bromophenyl-phenylether	16.15	248	1667	0.096	ng	98
21) Hexachlorobenzene	16.26	284	1940	0.102	ng	98
23) Phenanthrene	16.99	178	8704	0.098	ng	98
24) Anthracene	17.07	178	7766	0.096	ng	99
26) Fluoranthene	19.01	202	10340	0.093	ng	99
28) Pyrene	19.37	202	10838	0.103	ng	100
30) Benzo(a)anthracene	21.13	228	11344	0.100	ng	97
31) Chrysene	21.19	228	10692	0.096	ng	98
32) Bis(2-ethylhexyl)phthalate	21.09	149	9923	0.169	ng	99
33) Indeno(1,2,3-cd)pyrene	25.43	276	13353	0.096	ng	# 93
35) Benzo(b)fluoranthene	22.67	252	11377	0.097	ng	# 82
36) Benzo(k)fluoranthene	22.71	252	11254	0.097	ng	# 68
37) Benzo(a)pyrene	23.21	252	10933	0.099	ng	# 80
38) Dibenzo(a,h)anthracene	25.44	278	10957	0.097	ng	# 88
39) Benzo(g,h,i)perylene	26.07	276	10987	0.099	ng	94

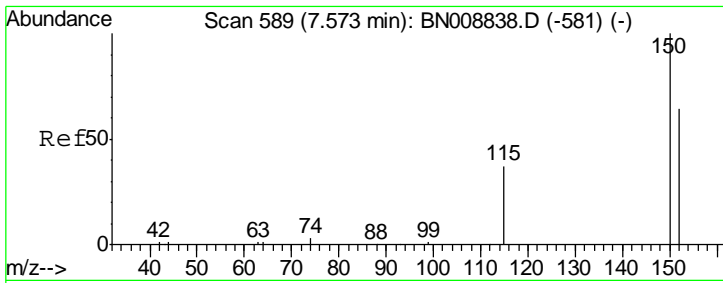
(#) = qualifier out of range (m) = manual integration (+) = signals summed

Data Path : Z:\SVOASRV\HPCHEM1\BNA N\DATA\BN120419\
 Data File : BN008836.D
 Acq On : 04 Dec 2019 11:20
 Operator : JU
 Sample : SSTDIC0.1
 Misc :
 ALS Vial : 2 Sample Multiplier: 1

Instrument :
 BNA_N
 ClientSampleId :
 SSTDIC0.1

Quant Time: Dec 04 14:19:56 2019
 Quant Method : Z:\SVOASRV\HPCHEM1\BNA N\METHODS\8270-SIM-BN120419.M
 Quant Title : ASP BNA STANDARDS FOR 5 POINT CALIBRATION
 QLast Update : Wed Dec 04 14:04:21 2019
 Response via : Initial Calibration

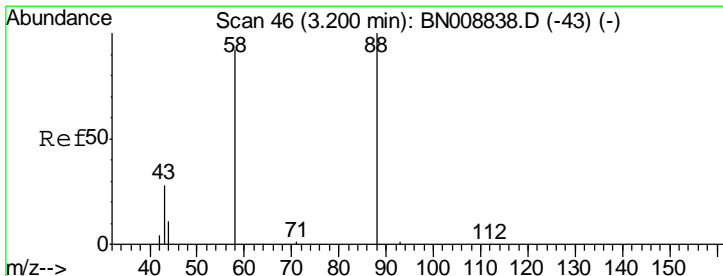
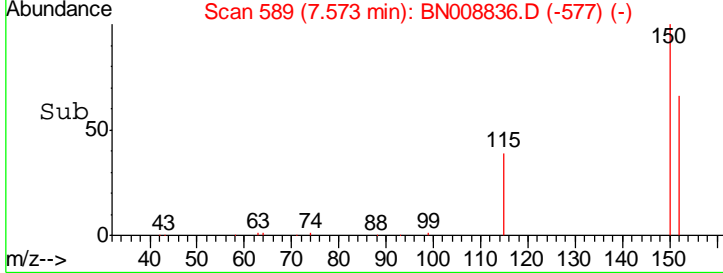
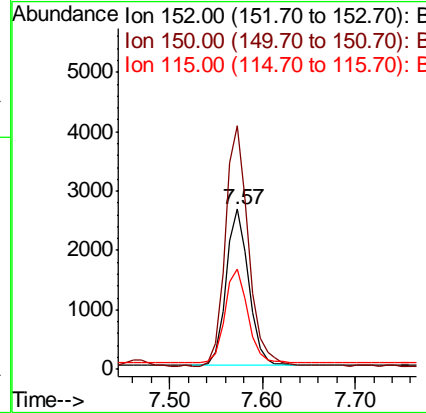
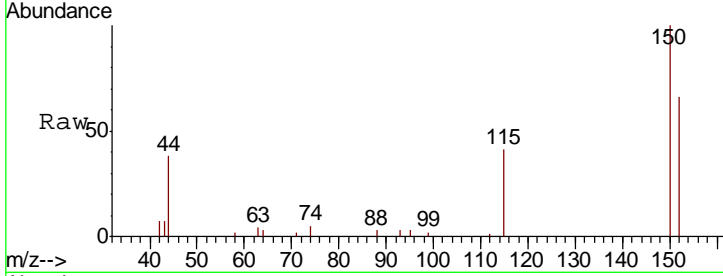




#1
 1,4-Dichlorobenzene-d4
 Concen: 0.400 ng
 RT: 7.57 min Scan# 589
 Delta R.T. -0.00 min
 Lab File: BN008836.D
 Acq: 04 Dec 2019 11:20

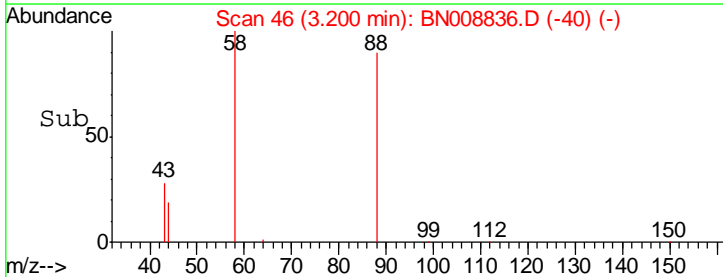
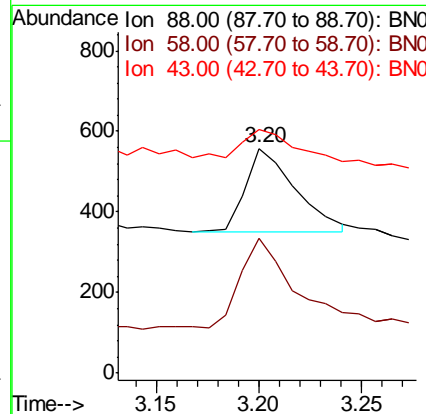
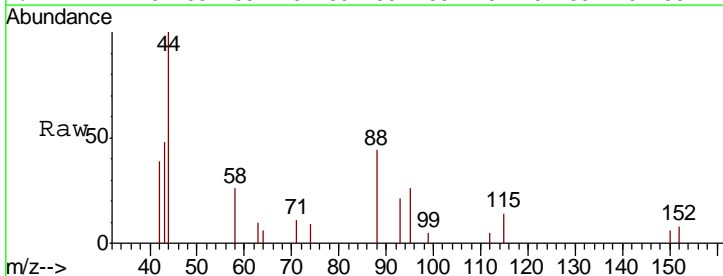
Instrument :
 BNA_N
 ClientSampled :
 SSTDICC0.1

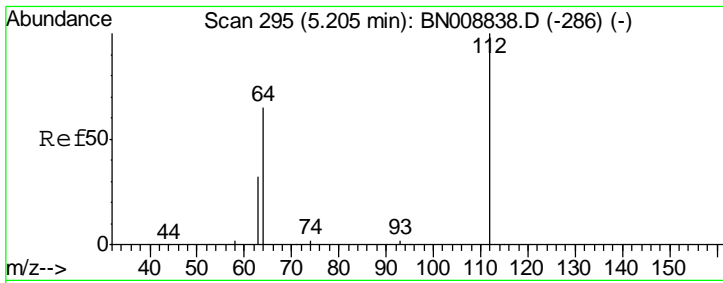
Tgt Ion	Resp	Lower	Upper
152	100		
150	152.2	123.9	185.9
115	62.3	49.9	74.9



#2
 1,4-Dioxane
 Concen: 0.072 ng
 RT: 3.20 min Scan# 46
 Delta R.T. -0.00 min
 Lab File: BN008836.D
 Acq: 04 Dec 2019 11:20

Tgt Ion	Resp	Lower	Upper
88	100		
58	113.0	0.0	0.0#
43	37.0	0.0	0.0#

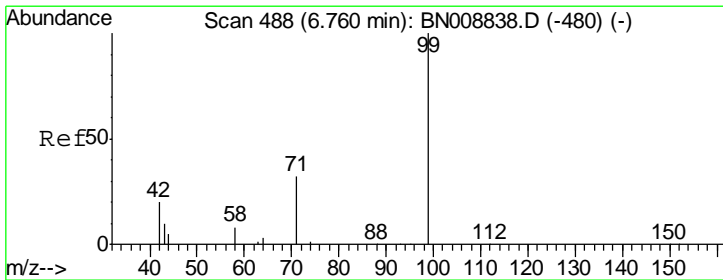
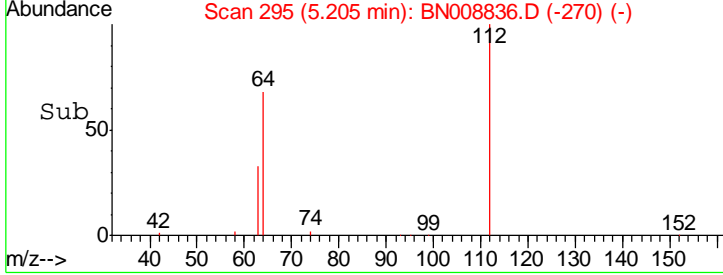
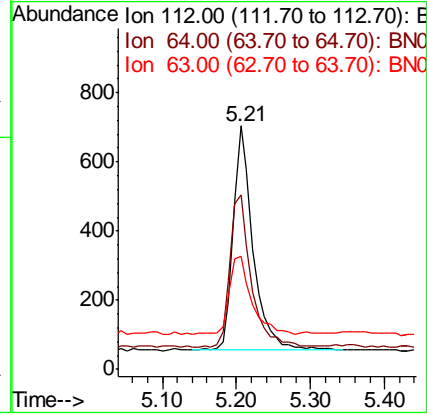
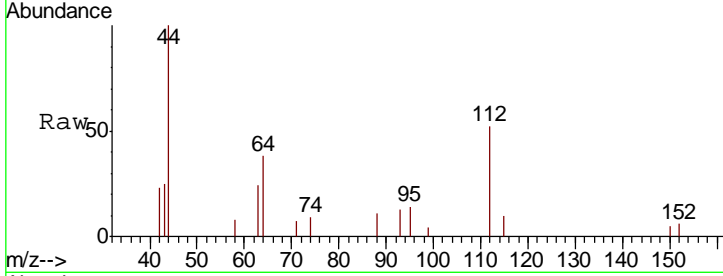




#4
 2-Fluorophenol
 Concen: 0.080 ng
 RT: 5.21 min Scan# 295
 Delta R.T. -0.00 min
 Lab File: BN008836.D
 Acq: 04 Dec 2019 11:20

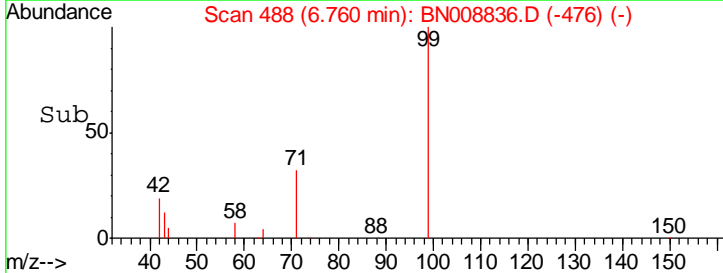
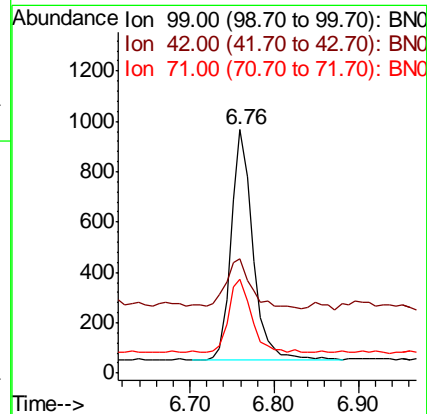
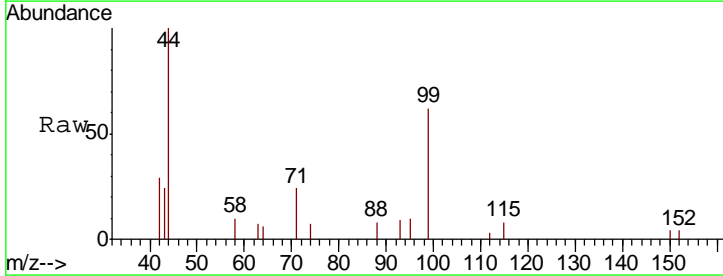
Instrument :
 BNA_N
 ClientSampleId :
 SSTDICC0.1

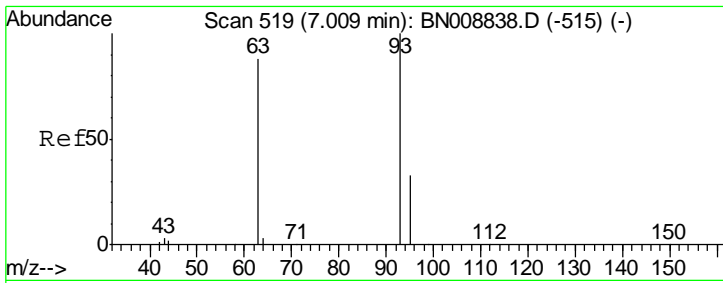
Tgt Ion	Resp	Lower	Upper
112	1206		
64	72.1	56.3	84.5
63	37.7	28.2	42.2



#5
 Phenol-d6
 Concen: 0.075 ng
 RT: 6.76 min Scan# 488
 Delta R.T. -0.00 min
 Lab File: BN008836.D
 Acq: 04 Dec 2019 11:20

Tgt Ion	Resp	Lower	Upper
99	1609		
42	24.2	18.1	27.1
71	34.0	26.6	40.0

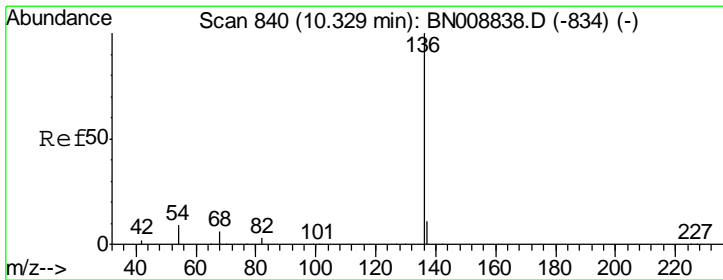
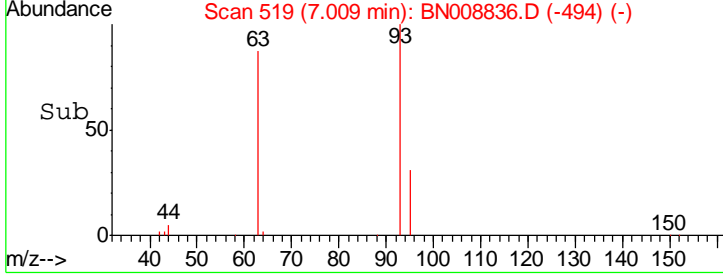
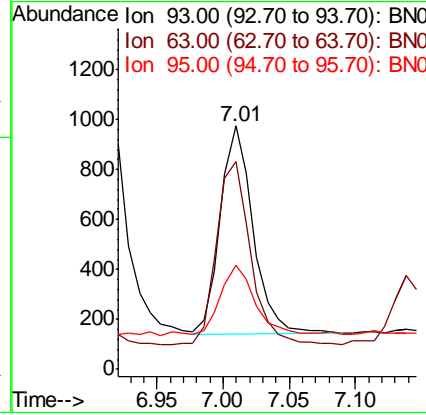
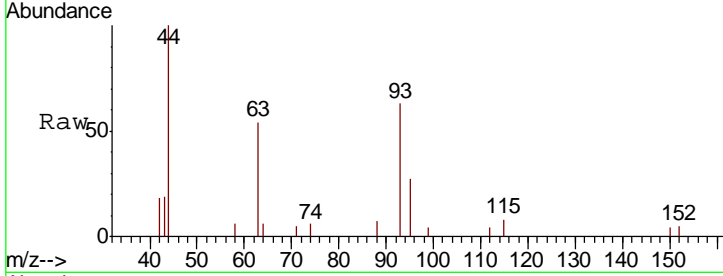




#6
 bis(2-Chloroethyl)ether
 Concen: 0.117 ng
 RT: 7.01 min Scan# 519
 Delta R.T. -0.00 min
 Lab File: BN008836.D
 Acq: 04 Dec 2019 11:20

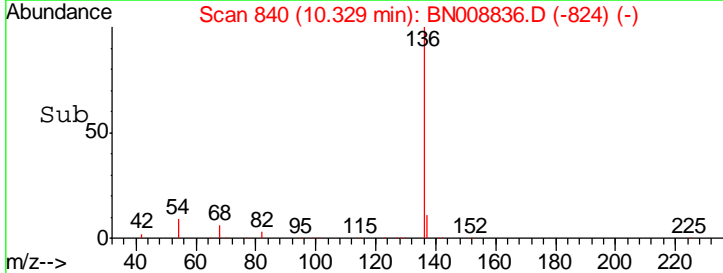
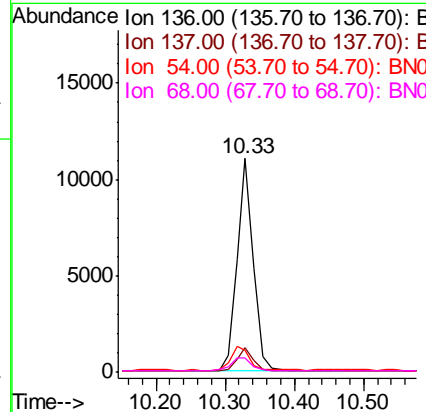
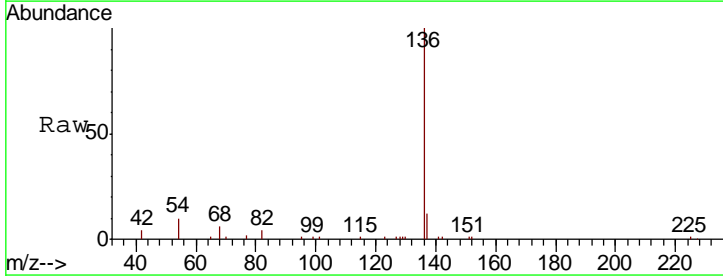
Instrument :
 BNA_N
ClientSampleId :
 SSTDICC0.1

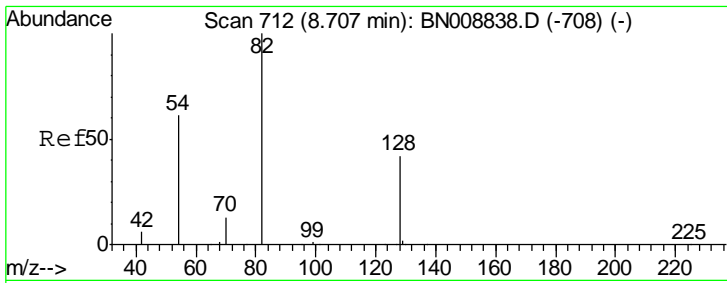
Tgt Ion	Resp	Lower	Upper
93	1454		
93	100		
63	90.6	72.1	108.1
95	37.3	25.7	38.5



#7
 Naphthalene-d8
 Concen: 0.400 ng
 RT: 10.33 min Scan# 840
 Delta R.T. -0.00 min
 Lab File: BN008836.D
 Acq: 04 Dec 2019 11:20

Tgt Ion	Resp	Lower	Upper
136	18356		
136	100		
137	11.5	9.1	13.7
54	10.2	8.2	12.2
68	6.5	5.4	8.2

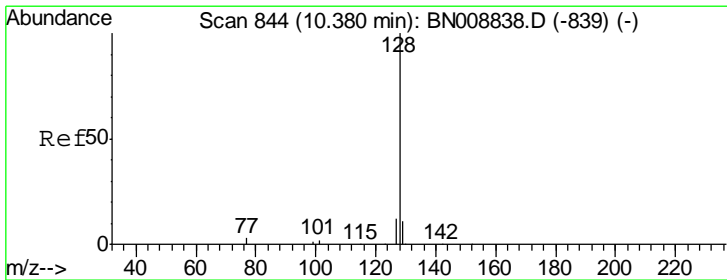
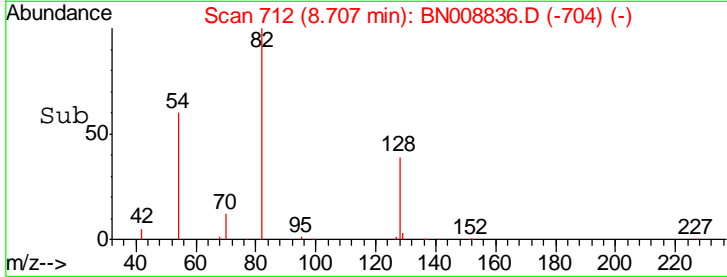
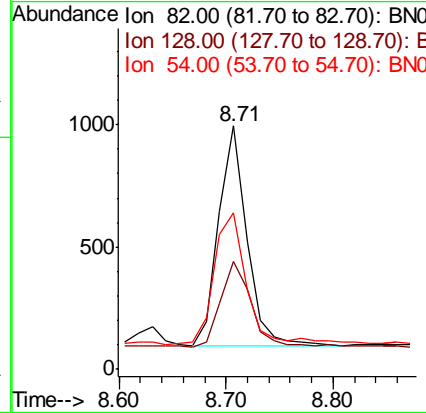
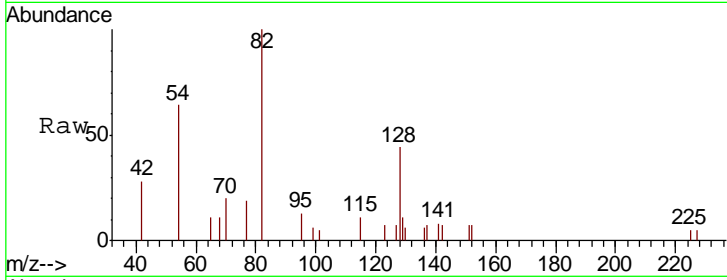




#8
 Nitrobenzene-d5
 Concen: 0.102 ng
 RT: 8.71 min Scan# 712
 Delta R.T. -0.00 min
 Lab File: BN008836.D
 Acq: 04 Dec 2019 11:20

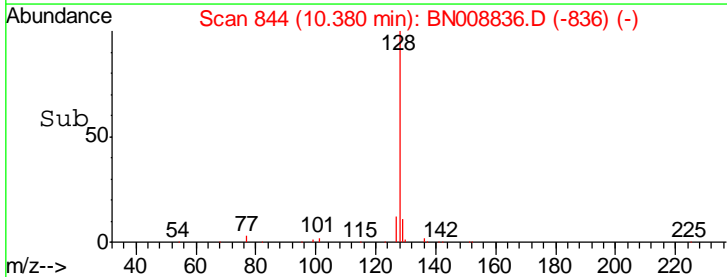
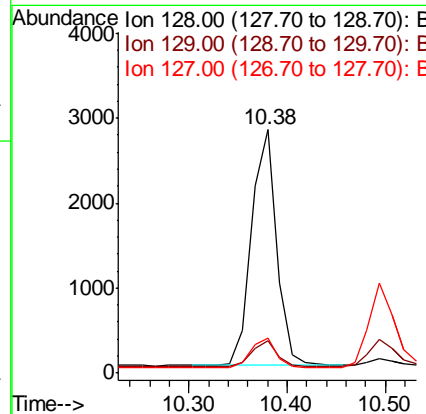
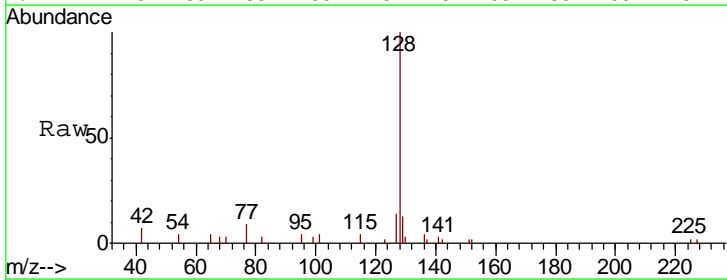
Instrument :
 BNA_N
ClientSampled :
 SSTDICC0.1

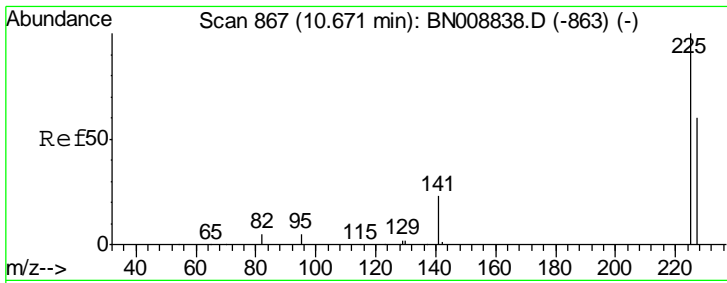
Tgt Ion	Resp	Lower	Upper
82	1633		
128	44.2	35.0	52.6
54	64.4	50.2	75.2



#9
 Naphthalene
 Concen: 0.096 ng
 RT: 10.38 min Scan# 844
 Delta R.T. -0.00 min
 Lab File: BN008836.D
 Acq: 04 Dec 2019 11:20

Tgt Ion	Resp	Lower	Upper
128	4940		
129	13.3	9.3	13.9
127	14.2	10.5	15.7

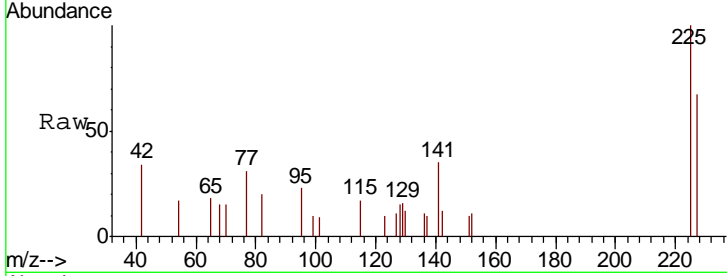




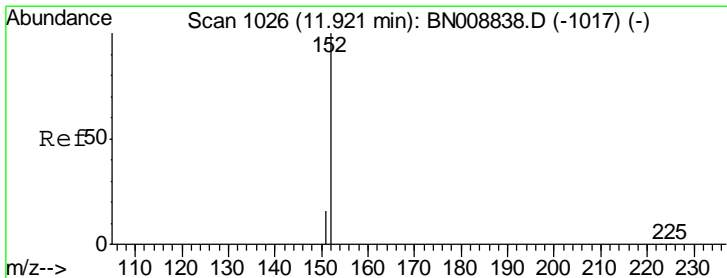
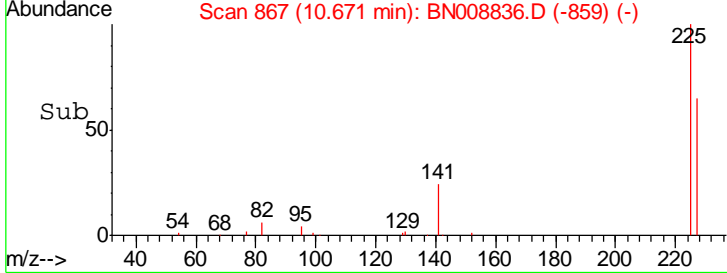
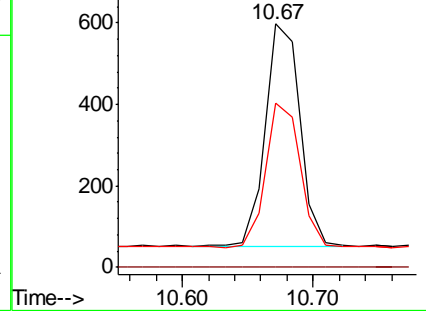
#10
 Hexachlorobutadiene
 Concen: 0.092 ng
 RT: 10.67 min Scan# 867
 Delta R.T. -0.00 min
 Lab File: BN008836.D
 Acq: 04 Dec 2019 11:20

Instrument :
 BNA_N
 ClientSampleId :
 SSTDICC0.1

Tgt Ion	Resp	Lower	Upper
225	998		
223	0.0	0.0	0.0
227	64.5	50.9	76.3

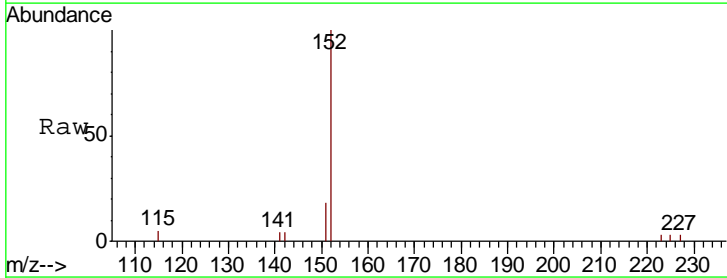


Abundance Ion 225.00 (224.70 to 225.70): E
 Ion 223.00 (222.70 to 223.70): E
 Ion 227.00 (226.70 to 227.70): E

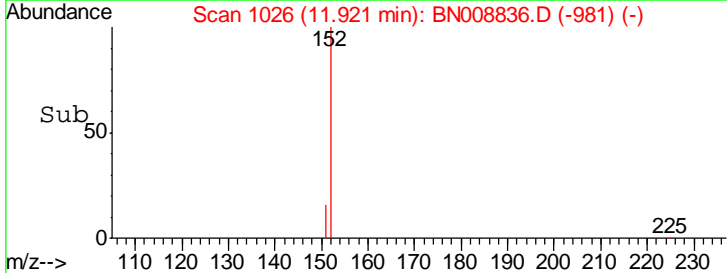
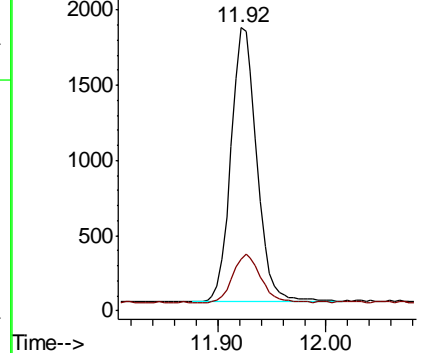


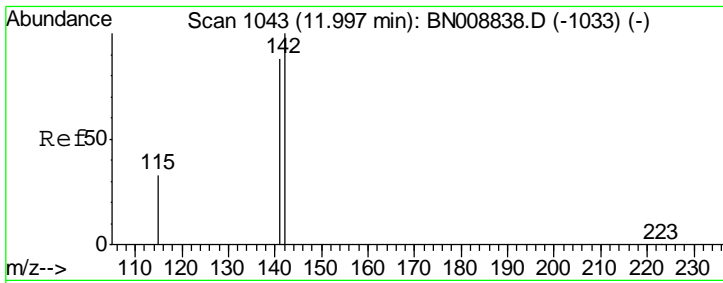
#11
 2-Methylnaphthalene-d10
 Concen: 0.098 ng
 RT: 11.92 min Scan# 1026
 Delta R.T. -0.00 min
 Lab File: BN008836.D
 Acq: 04 Dec 2019 11:20

Tgt Ion	Resp	Lower	Upper
152	3044		
151	18.8	15.2	22.8



Abundance Ion 152.00 (151.70 to 152.70): E
 Ion 151.00 (150.70 to 151.70): E

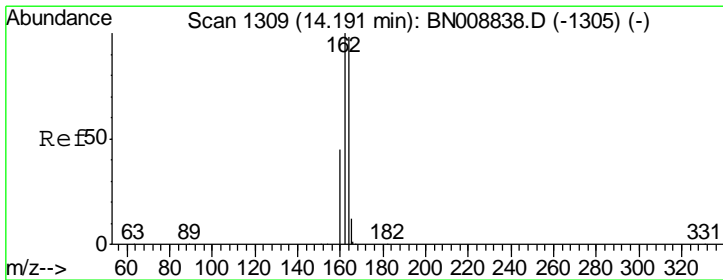
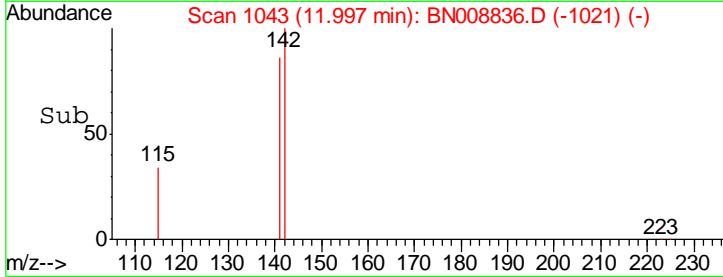
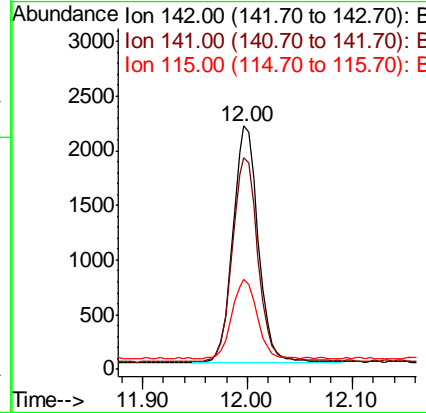
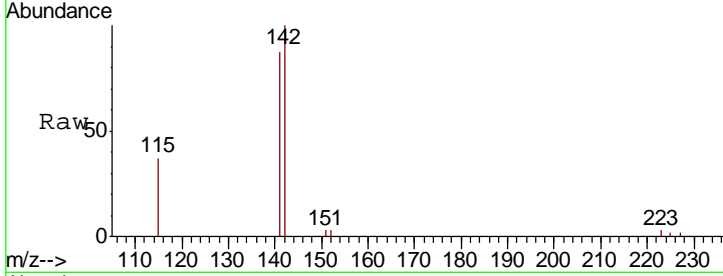




#12
 2-Methylnaphthalene
 Concen: 0.104 ng
 RT: 12.00 min Scan# 1043
 Delta R.T. -0.00 min
 Lab File: BN008836.D
 Acq: 04 Dec 2019 11:20

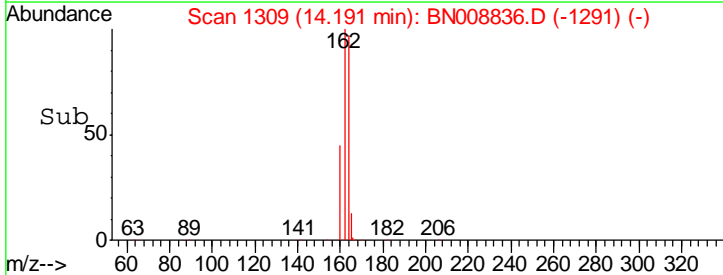
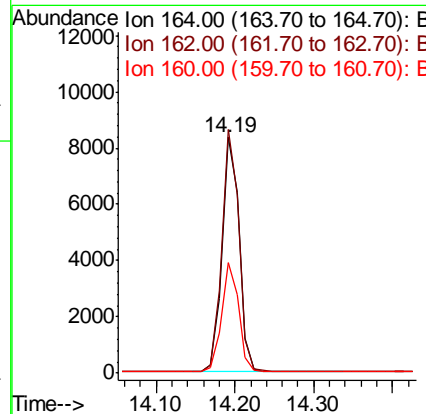
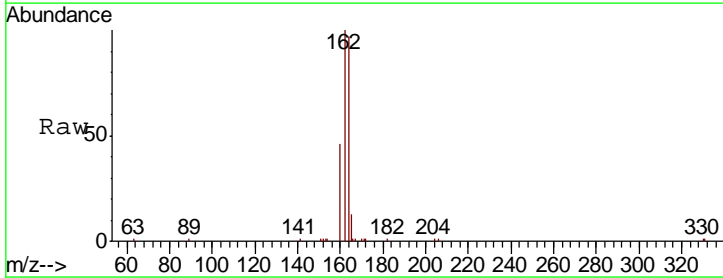
Instrument :
 BNA_N
 ClientSampleId :
 SSTDICC0.1

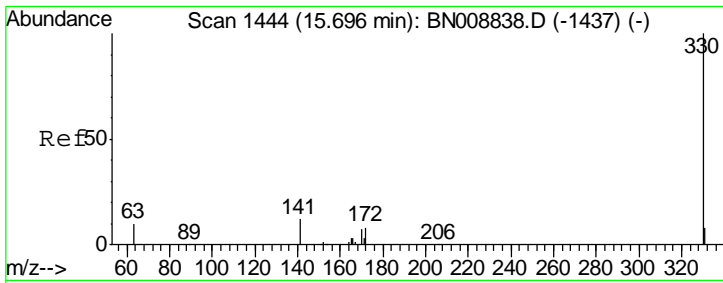
Tgt Ion	Resp	Lower	Upper
142	3610		
141	86.8	70.2	105.4
115	37.2	27.6	41.4



#13
 Acenaphthene-d10
 Concen: 0.400 ng
 RT: 14.19 min Scan# 1309
 Delta R.T. -0.00 min
 Lab File: BN008836.D
 Acq: 04 Dec 2019 11:20

Tgt Ion	Resp	Lower	Upper
164	12663		
162	103.4	81.9	122.9
160	47.2	37.4	56.2

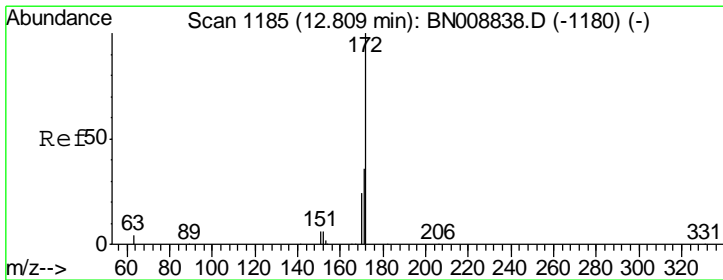
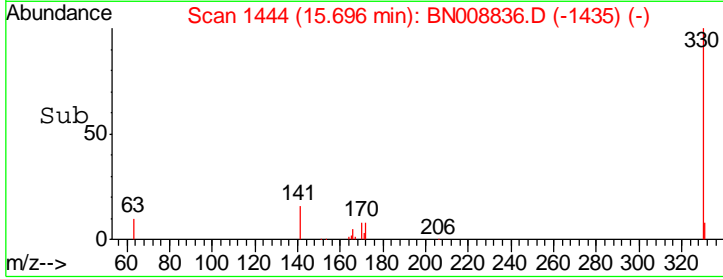
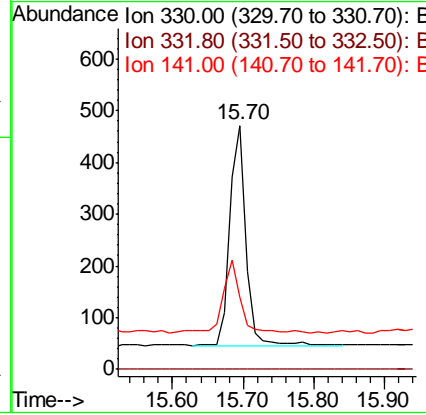
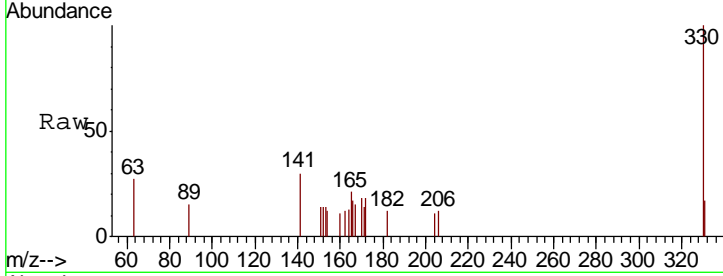




#14
 2,4,6-Tribromophenol
 Concen: 0.101 ng
 RT: 15.70 min Scan# 1444
 Delta R.T. -0.00 min
 Lab File: BN008836.D
 Acq: 04 Dec 2019 11:20

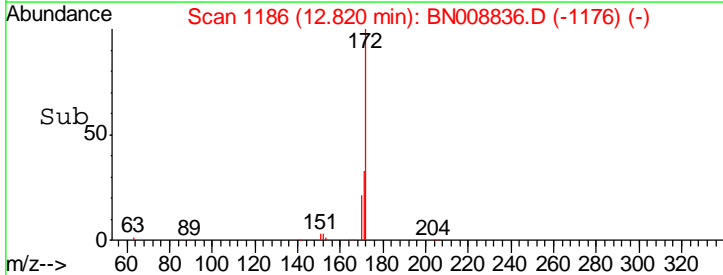
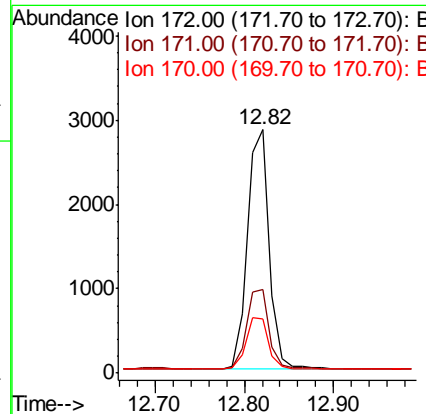
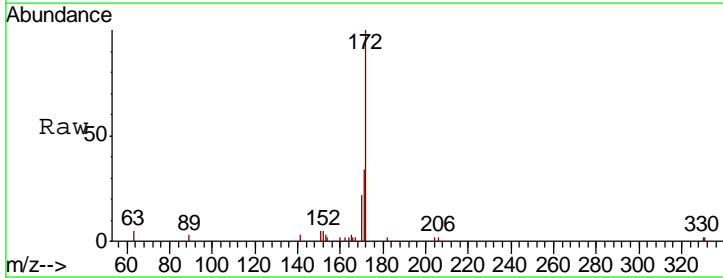
Instrument :
 BNA_N
 ClientSampled :
 SSTDICC0.1

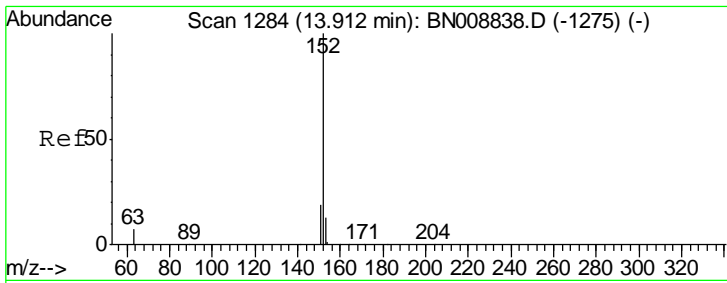
Tgt Ion	Resp	Lower	Upper
330	100		
332	0.0	0.0	0.0
141	35.3	26.2	39.4



#15
 2-Fluorobiphenyl
 Concen: 0.092 ng
 RT: 12.82 min Scan# 1186
 Delta R.T. 0.01 min
 Lab File: BN008836.D
 Acq: 04 Dec 2019 11:20

Tgt Ion	Resp	Lower	Upper
172	100		
171	34.1	28.9	43.3
170	22.2	19.7	29.5

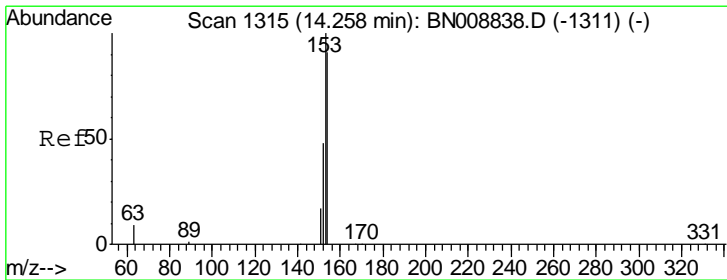
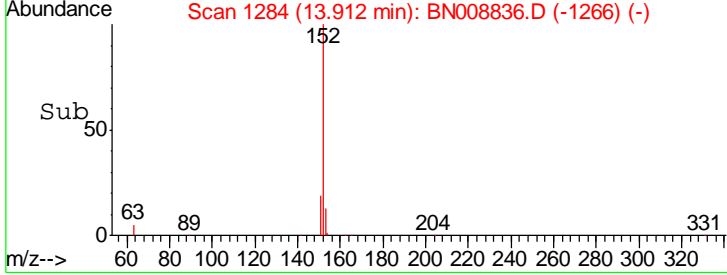
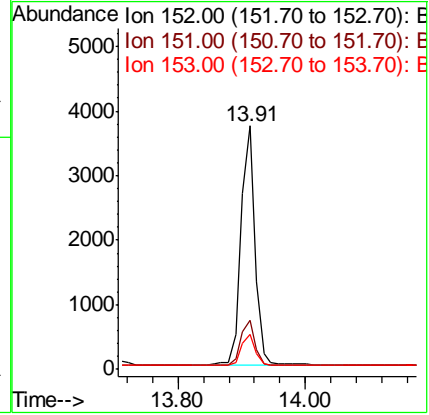
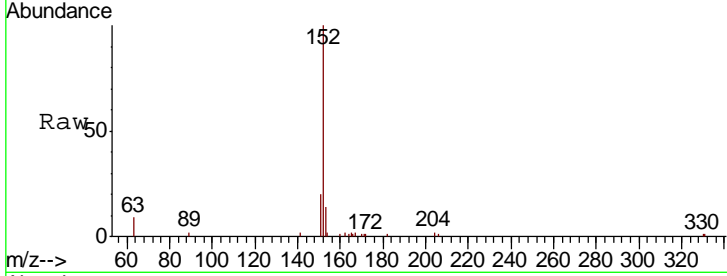




#16
 Acenaphthylene
 Concen: 0.086 ng
 RT: 13.91 min Scan# 1284
 Delta R.T. -0.00 min
 Lab File: BN008836.D
 Acq: 04 Dec 2019 11:20

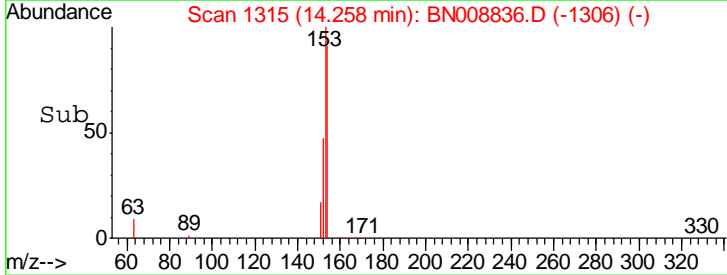
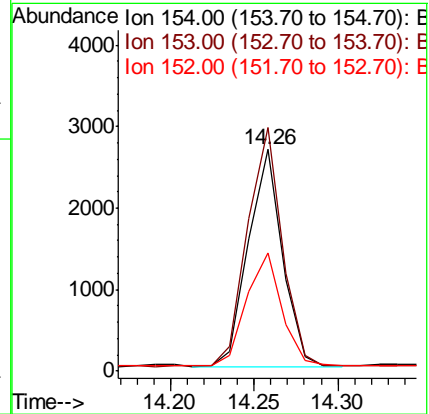
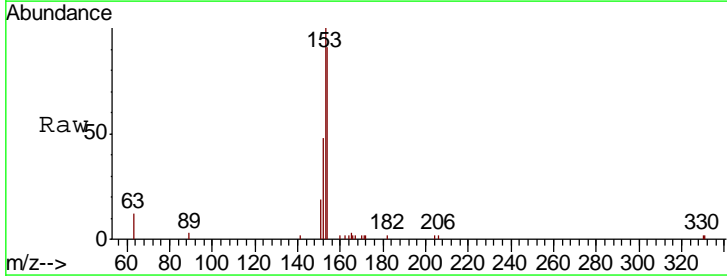
Instrument :
 BNA_N
 ClientSampleId :
 SSTDICC0.1

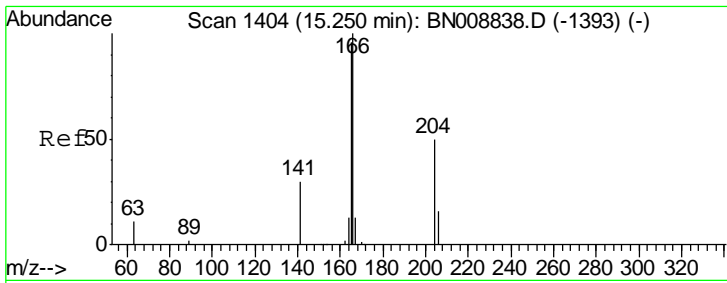
Tgt Ion	Resp	Lower	Upper
152	5782		
151	19.5	15.4	23.2
153	13.2	10.4	15.6



#17
 Acenaphthene
 Concen: 0.087 ng
 RT: 14.26 min Scan# 1315
 Delta R.T. -0.00 min
 Lab File: BN008836.D
 Acq: 04 Dec 2019 11:20

Tgt Ion	Resp	Lower	Upper
154	3748		
153	113.2	89.4	134.2
152	54.9	43.8	65.8

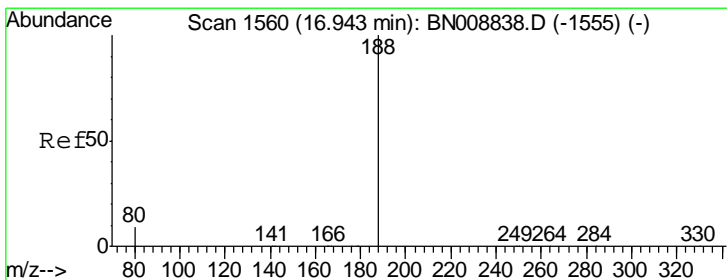
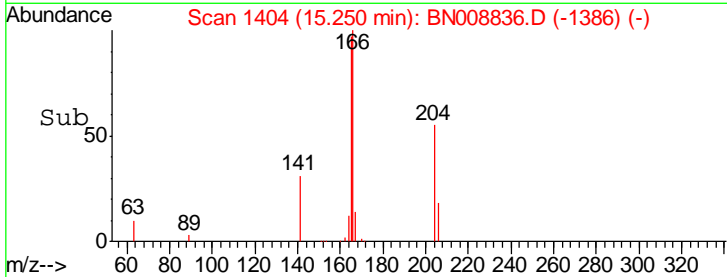
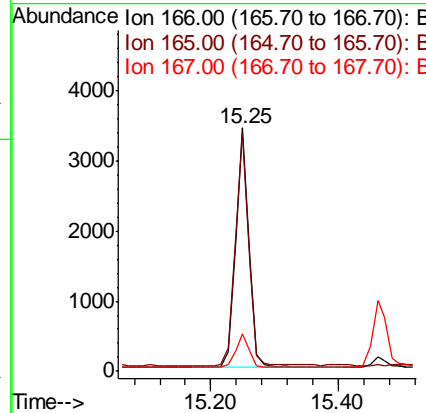
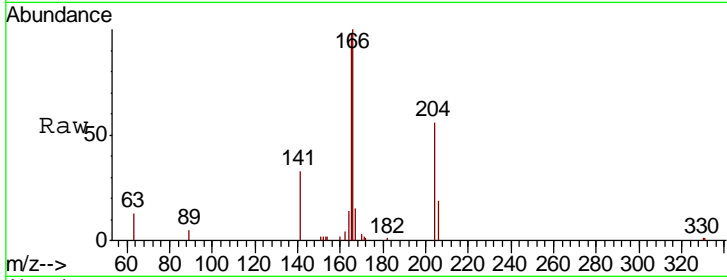




#18
 Fluorene
 Concen: 0.088 ng
 RT: 15.25 min Scan# 1404
 Delta R.T. -0.00 min
 Lab File: BN008836.D
 Acq: 04 Dec 2019 11:20

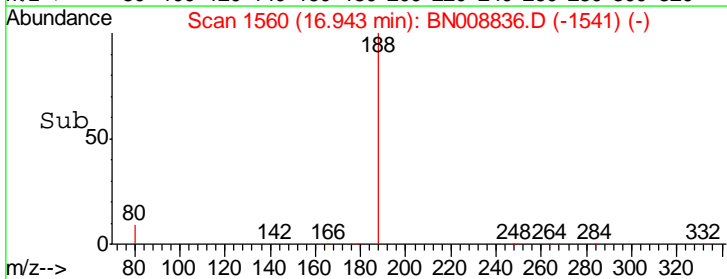
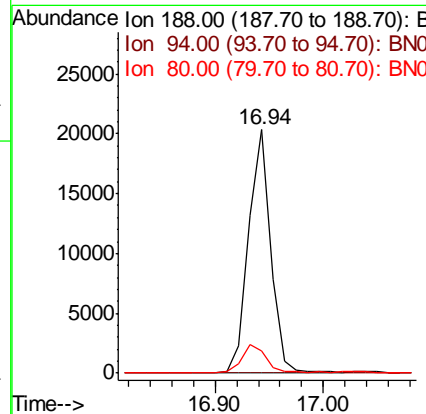
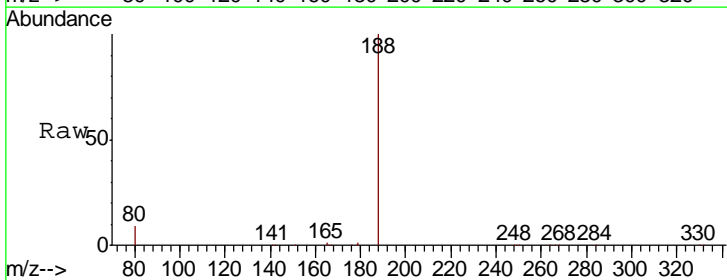
Instrument :
 BNA_N
 ClientSampled :
 SSTDICC0.1

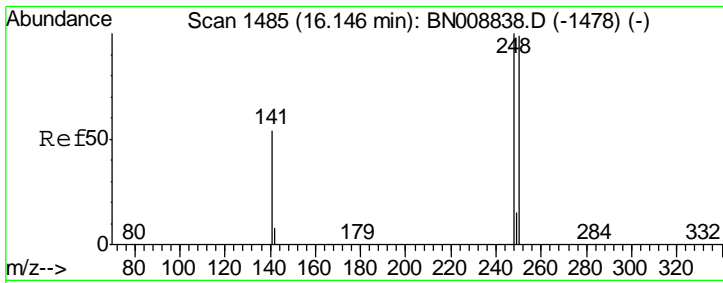
Tgt Ion	Resp	Lower	Upper
166	4895		
165	97.8	77.0	115.6
167	13.6	10.8	16.2



#19
 Phenanthrene-d10
 Concen: 0.400 ng
 RT: 16.94 min Scan# 1560
 Delta R.T. -0.00 min
 Lab File: BN008836.D
 Acq: 04 Dec 2019 11:20

Tgt Ion	Resp	Lower	Upper
188	28635		
94	0.0	0.0	0.0
80	9.0	7.4	11.2

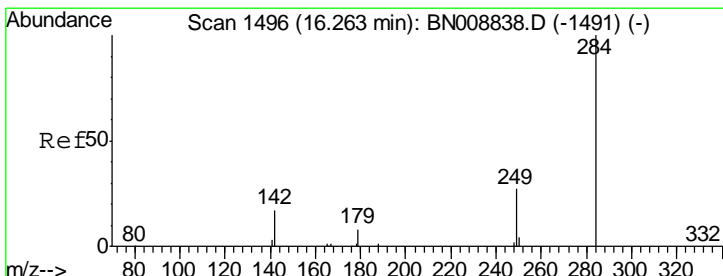
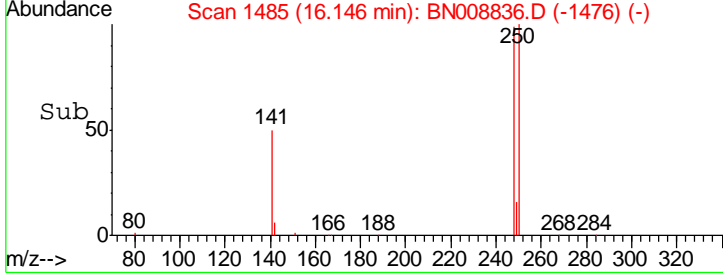
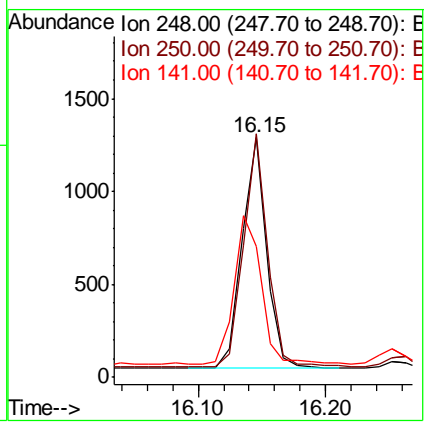
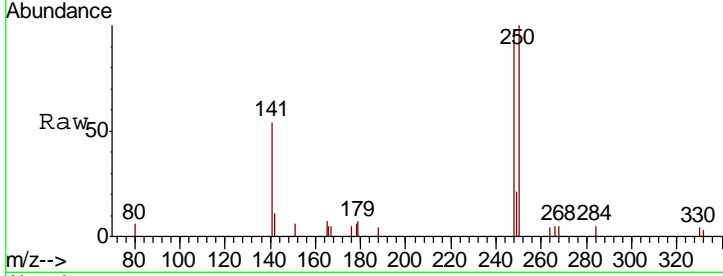




#20
 4-Bromophenyl-phenylether
 Concen: 0.096 ng
 RT: 16.15 min Scan# 1485
 Delta R.T. -0.00 min
 Lab File: BN008836.D
 Acq: 04 Dec 2019 11:20

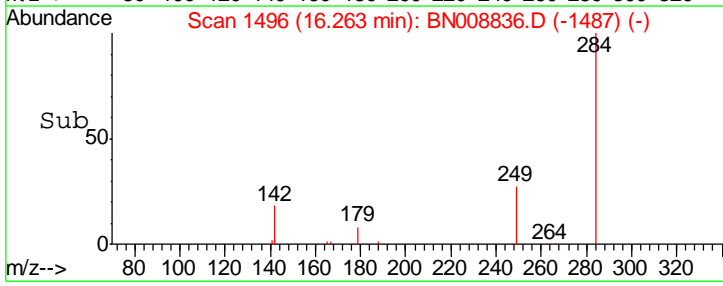
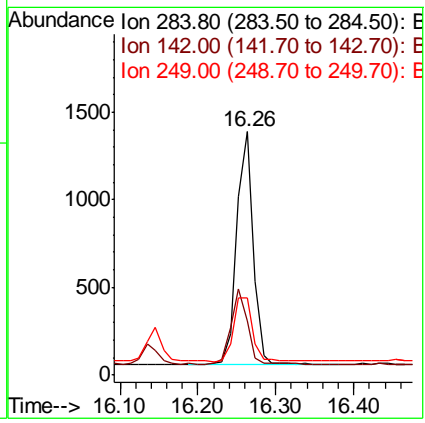
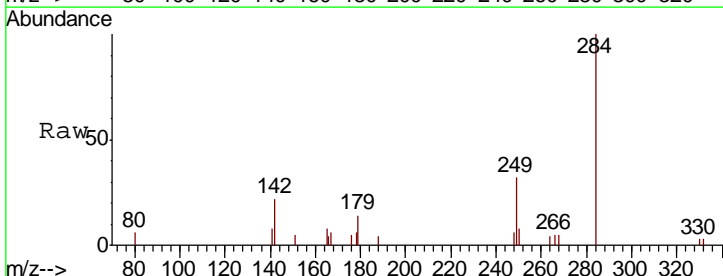
Instrument :
 BNA_N
 ClientSampled :
 SSTDICC0.1

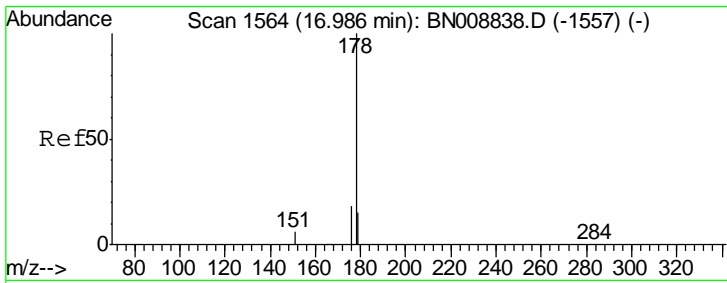
Tgt Ion	Resp	Lower	Upper
248	1667		
250	101.6	79.7	119.5
141	54.7	44.7	67.1



#21
 Hexachlorobenzene
 Concen: 0.102 ng
 RT: 16.26 min Scan# 1496
 Delta R.T. -0.00 min
 Lab File: BN008836.D
 Acq: 04 Dec 2019 11:20

Tgt Ion	Resp	Lower	Upper
284	1940		
284	100		
142	32.6	25.4	38.0
249	31.5	24.3	36.5

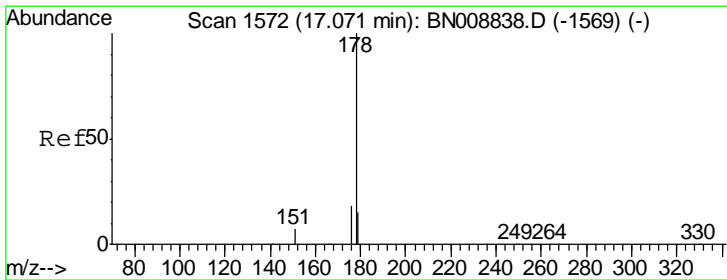
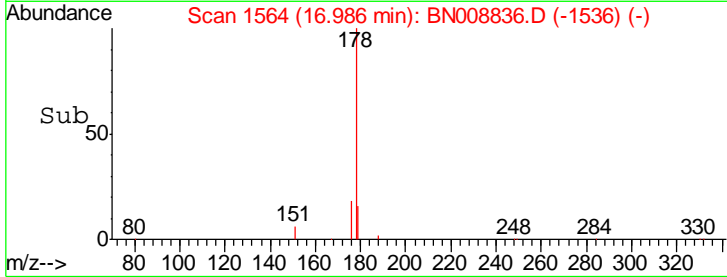
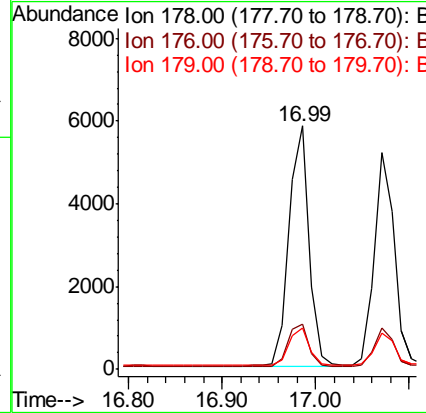
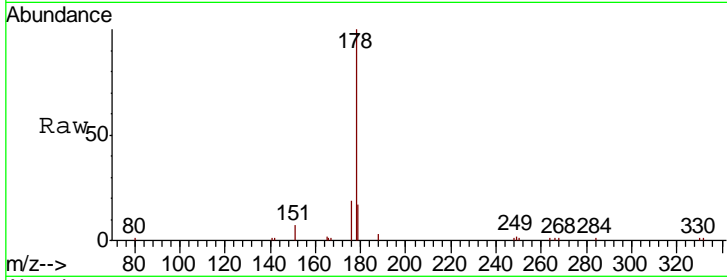




#23
 Phenanthrene
 Concen: 0.098 ng
 RT: 16.99 min Scan# 1564
 Delta R.T. -0.00 min
 Lab File: BN008836.D
 Acq: 04 Dec 2019 11:20

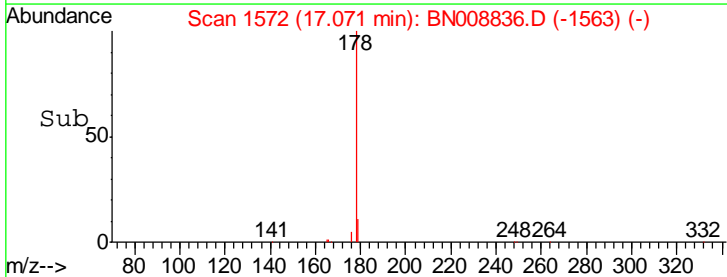
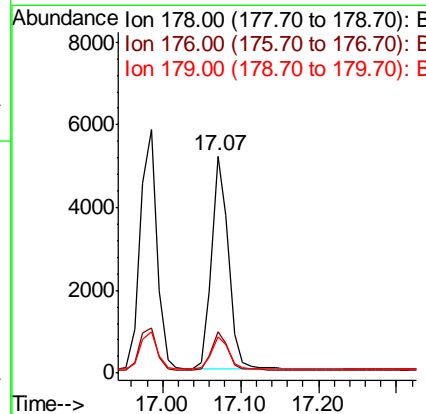
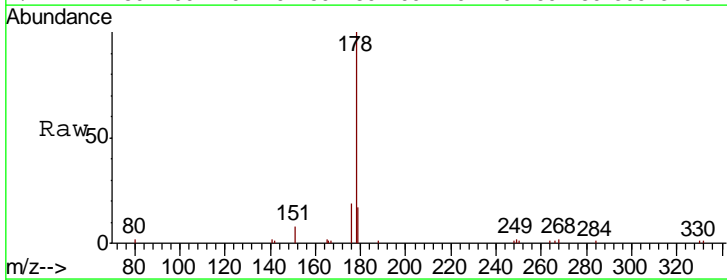
Instrument :
 BNA_N
 ClientSampleId :
 SSTDICC0.1

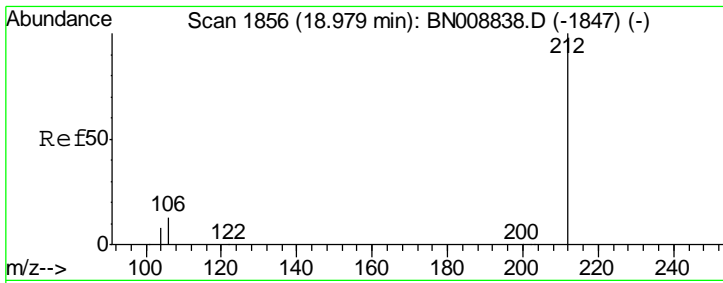
Tgt Ion	Resp	Lower	Upper
178	8704		
176	18.7	14.8	22.2
179	16.5	12.2	18.2



#24
 Anthracene
 Concen: 0.096 ng
 RT: 17.07 min Scan# 1572
 Delta R.T. -0.00 min
 Lab File: BN008836.D
 Acq: 04 Dec 2019 11:20

Tgt Ion	Resp	Lower	Upper
178	7766		
176	17.6	14.3	21.5
179	14.9	12.2	18.2

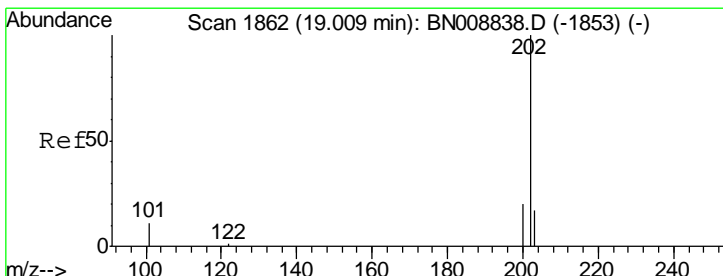
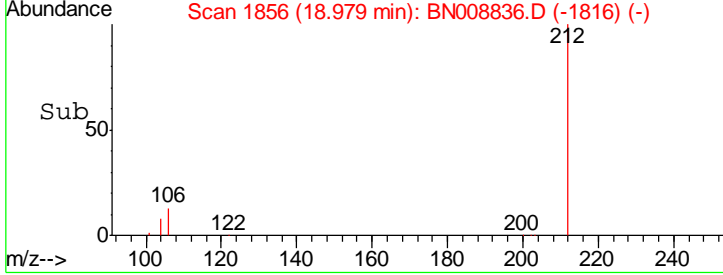
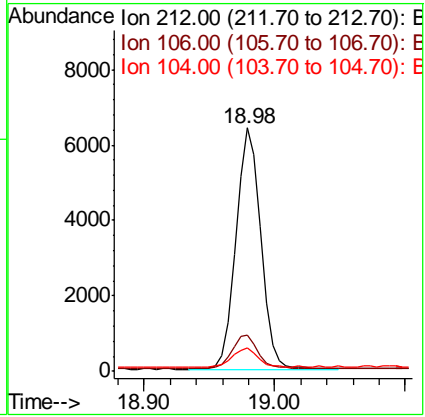
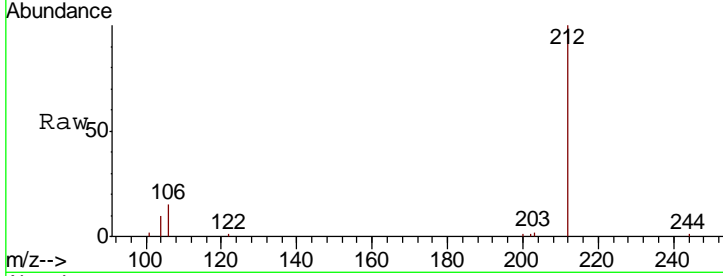




#25
 Fluoranthene-d10
 Concen: 0.088 ng
 RT: 18.98 min Scan# 1856
 Delta R.T. -0.00 min
 Lab File: BN008836.D
 Acq: 04 Dec 2019 11:20

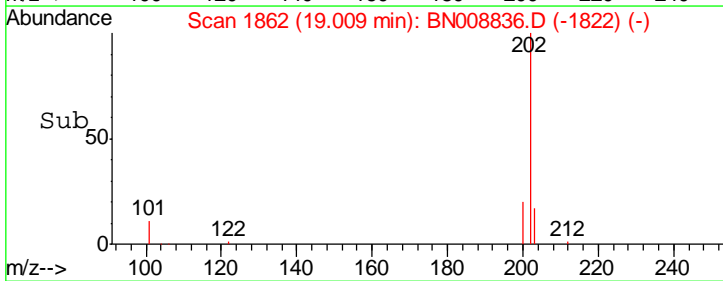
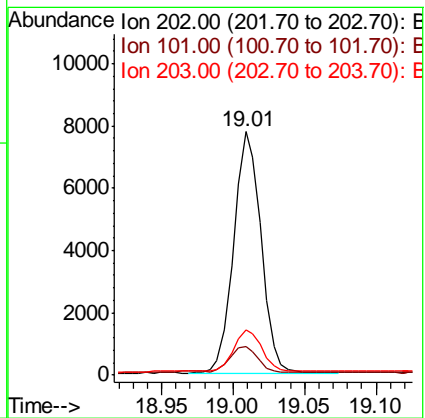
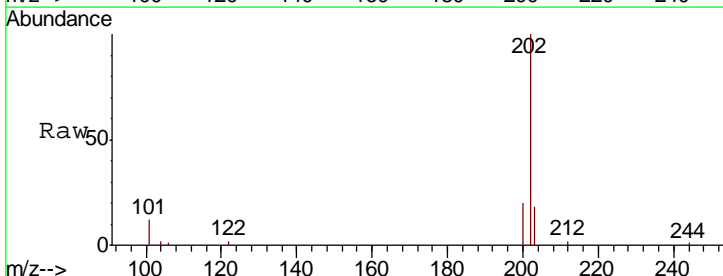
Instrument :
 BNA_N
 ClientSampled :
 SSTDICC0.1

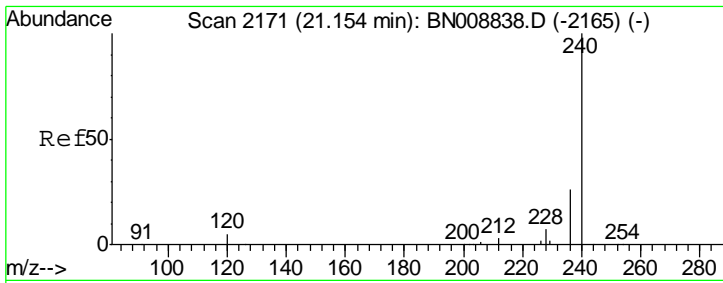
Tgt Ion	Resp	Lower	Upper
212	100		
106	13.5	10.7	16.1
104	7.9	6.1	9.1



#26
 Fluoranthene
 Concen: 0.093 ng
 RT: 19.01 min Scan# 1862
 Delta R.T. -0.00 min
 Lab File: BN008836.D
 Acq: 04 Dec 2019 11:20

Tgt Ion	Resp	Lower	Upper
202	100		
101	11.1	9.3	13.9
203	17.4	13.7	20.5

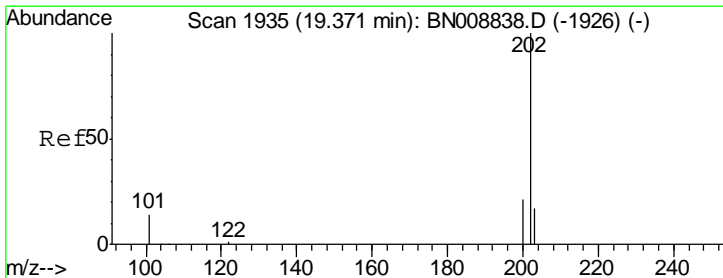

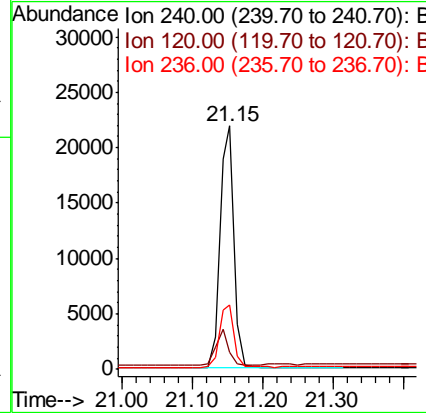
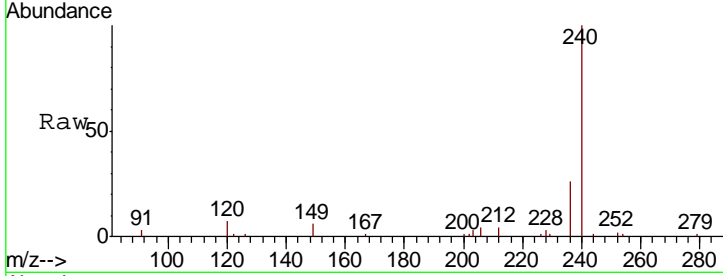




#27
 Chrysene-d12
 Concen: 0.400 ng
 RT: 21.15 min Scan# 2171
 Delta R.T. -0.00 min
 Lab File: BN008836.D
 Acq: 04 Dec 2019 11:20

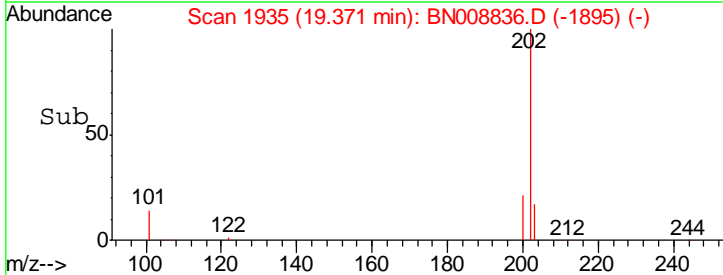
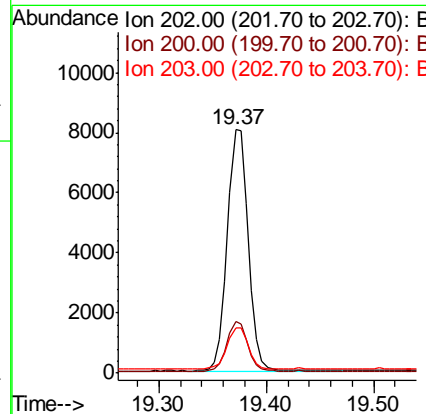
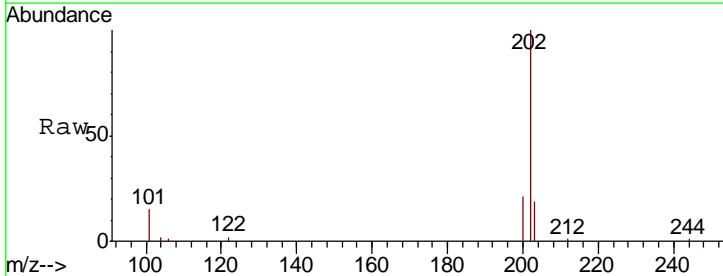
Instrument : BNA_N
 ClientSampled : SSTDICC0.1

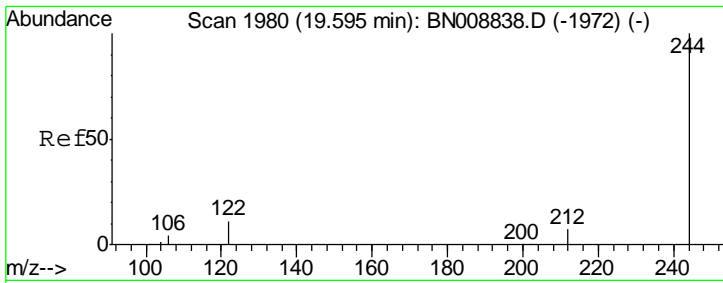
Tgt Ion	Resp	Lower	Upper
240	30921		
120	6.9	6.0	9.0
236	26.2	21.4	32.0



#28
 Pyrene
 Concen: 0.103 ng
 RT: 19.37 min Scan# 1935
 Delta R.T. -0.00 min
 Lab File: BN008836.D
 Acq: 04 Dec 2019 11:20

Tgt Ion	Resp	Lower	Upper
202	10838		
200	20.3	16.2	24.2
203	17.6	14.2	21.2

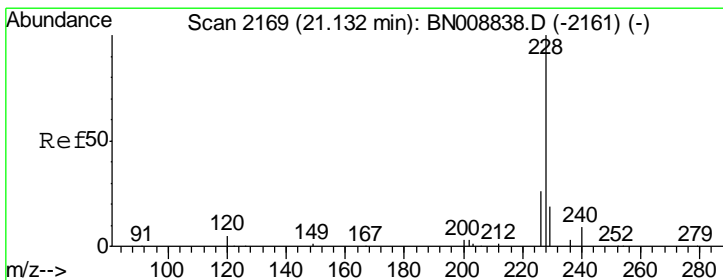
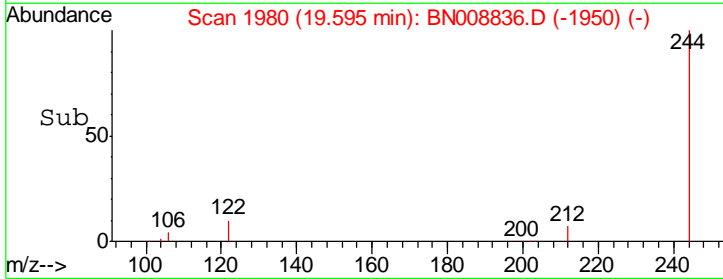
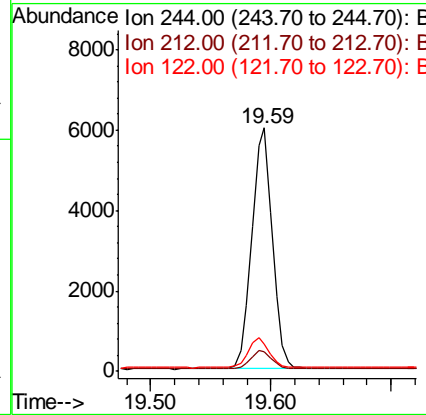
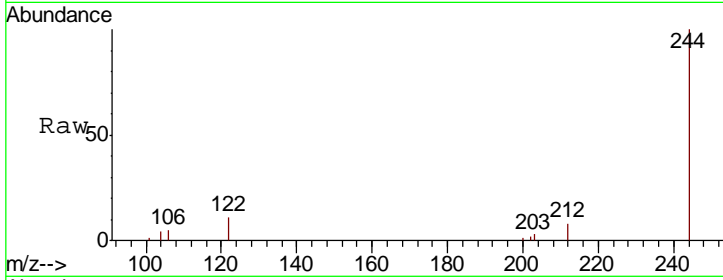




#29
 Terphenyl-d14
 Concen: 0.094 ng
 RT: 19.59 min Scan# 1980
 Delta R.T. -0.00 min
 Lab File: BN008836.D
 Acq: 04 Dec 2019 11:20

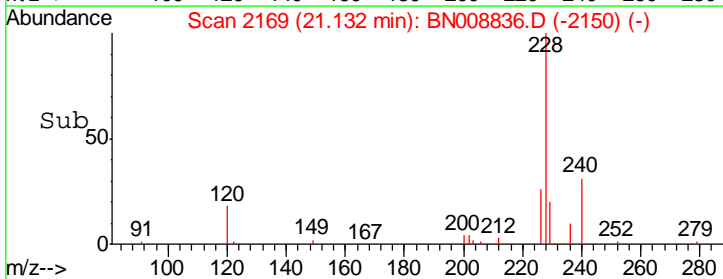
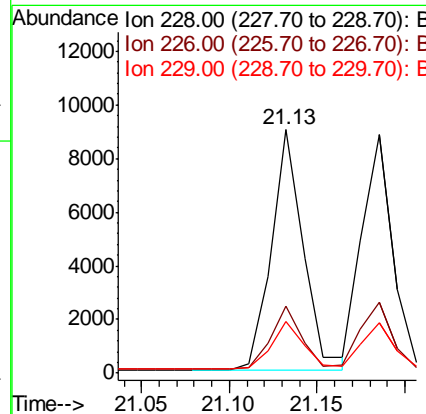
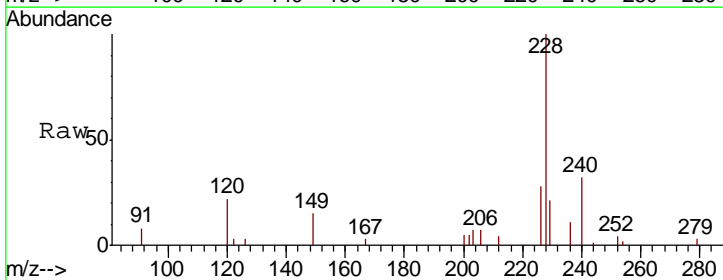
Instrument :
 BNA_N
 ClientSampleId :
 SSTDICC0.1

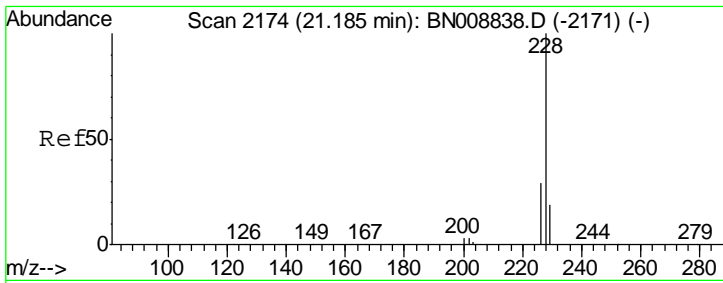
Tgt Ion	Resp	Lower	Upper
244	100		
212	8.2	6.1	9.1
122	11.4	8.9	13.3



#30
 Benzo(a)anthracene
 Concen: 0.100 ng
 RT: 21.13 min Scan# 2169
 Delta R.T. -0.00 min
 Lab File: BN008836.D
 Acq: 04 Dec 2019 11:20

Tgt Ion	Resp	Lower	Upper
228	100		
226	27.6	20.8	31.2
229	21.1	15.9	23.9

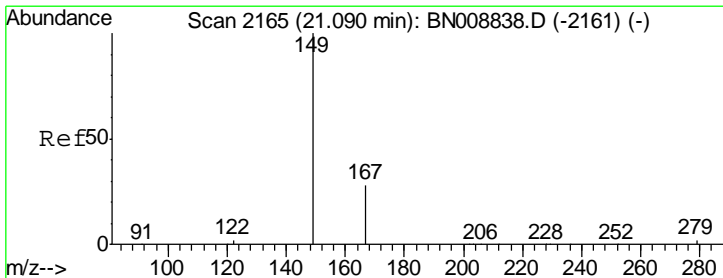
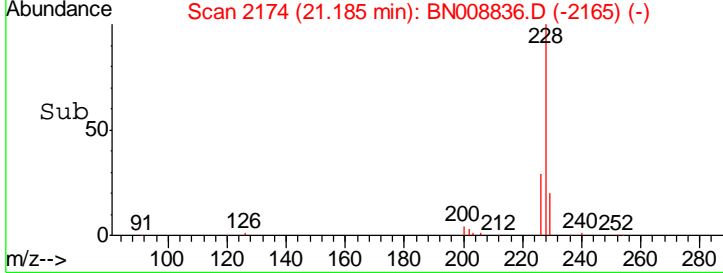
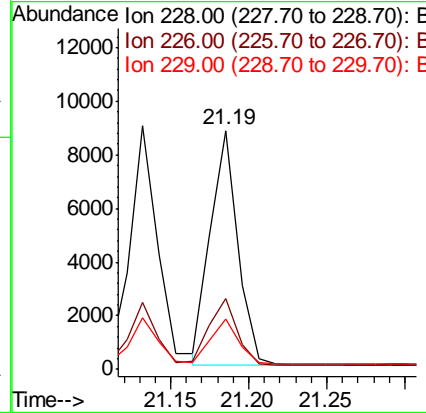
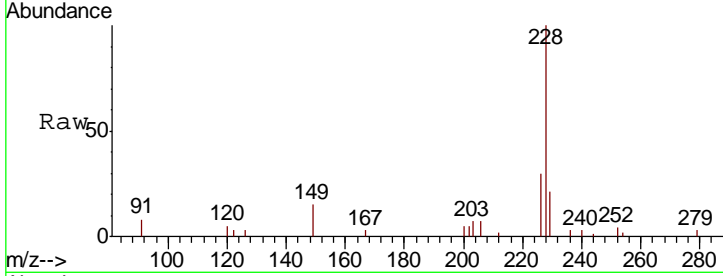




#31
 Chrysene
 Concen: 0.096 ng
 RT: 21.19 min Scan# 2174
 Delta R.T. -0.00 min
 Lab File: BN008836.D
 Acq: 04 Dec 2019 11:20

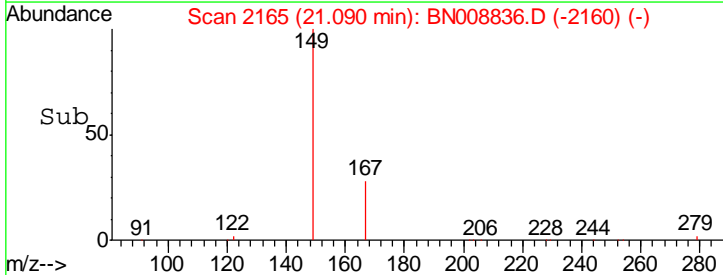
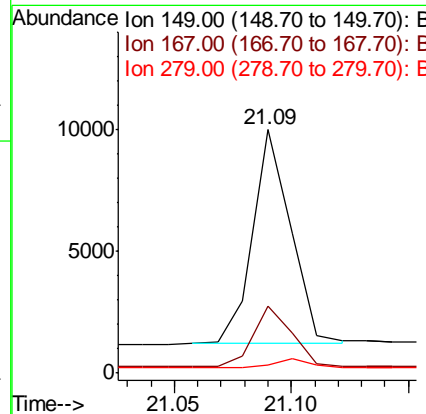
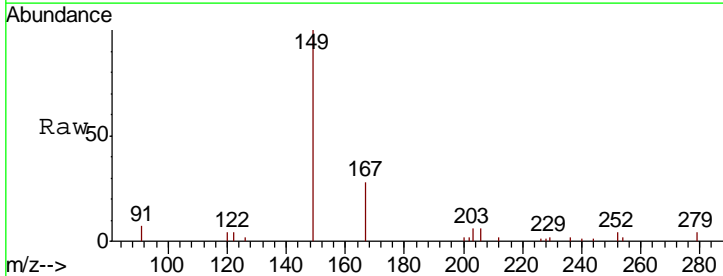
Instrument :
 BNA_N
 ClientSampled :
 SSTDICC0.1

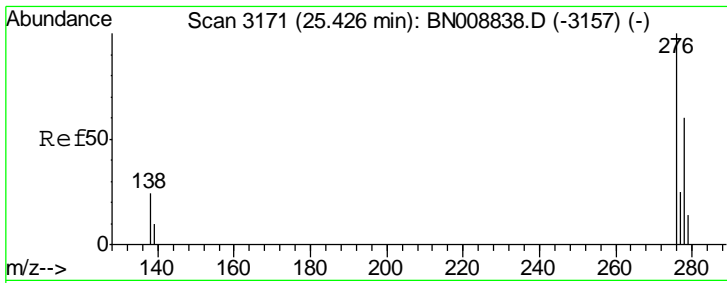
Tgt Ion	Resp	Lower	Upper
228	10692		
226	29.7	23.1	34.7
229	21.1	15.8	23.8



#32
 Bis(2-ethylhexyl)phthalate
 Concen: 0.169 ng
 RT: 21.09 min Scan# 2165
 Delta R.T. -0.00 min
 Lab File: BN008836.D
 Acq: 04 Dec 2019 11:20

Tgt Ion	Resp	Lower	Upper
149	9923		
167	28.5	23.1	34.7
279	4.3	3.4	5.2

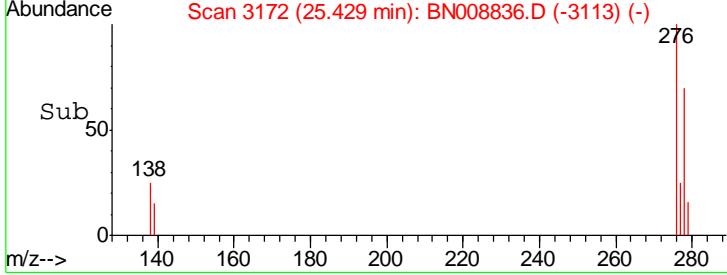
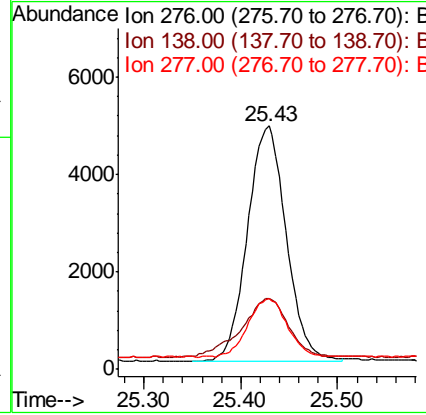
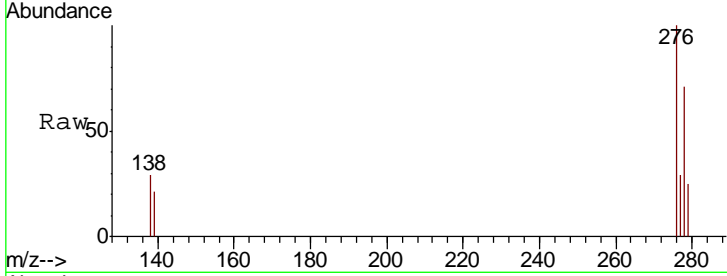




#33
 Indeno(1,2,3-cd)pyrene
 Concen: 0.096 ng
 RT: 25.43 min Scan# 3172
 Delta R.T. 0.00 min
 Lab File: BN008836.D
 Acq: 04 Dec 2019 11:20

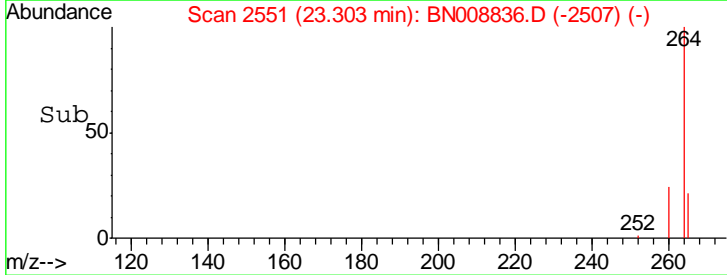
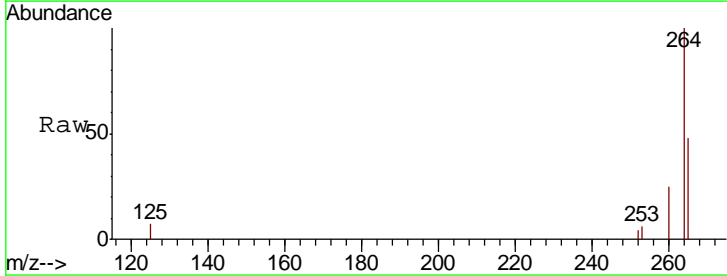
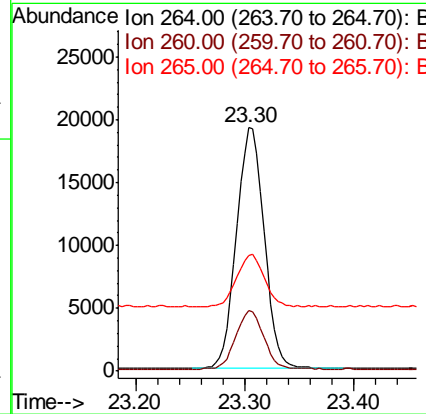
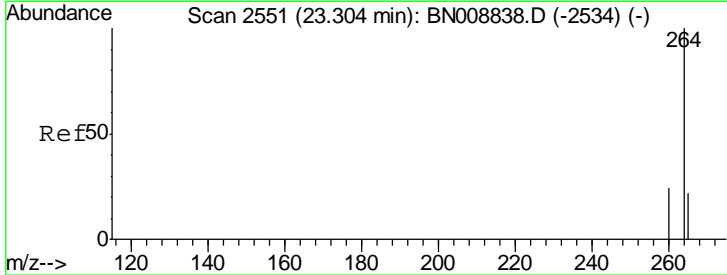
Instrument :
 BNA_N
 ClientSampled :
 SSTDICC0.1

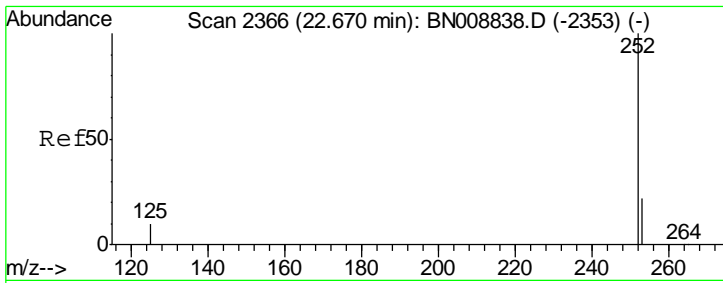
Tgt Ion	Resp	Lower	Upper
276	13353		
138	31.7	20.2	30.2#
277	25.2	19.8	29.6



#34
 Perylene-d12
 Concen: 0.400 ng
 RT: 23.30 min Scan# 2551
 Delta R.T. -0.00 min
 Lab File: BN008836.D
 Acq: 04 Dec 2019 11:20

Tgt Ion	Resp	Lower	Upper
264	33686		
260	24.8	19.9	29.9
265	47.6	46.8	70.2

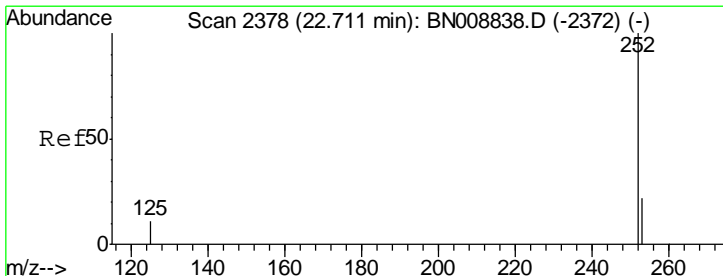
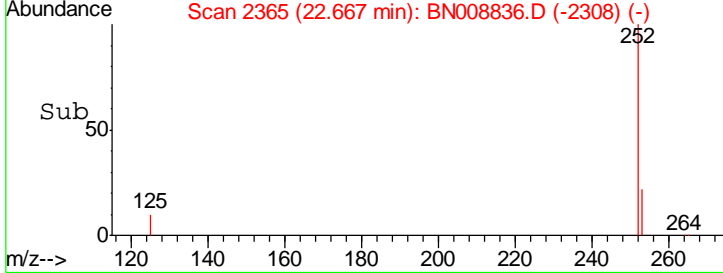
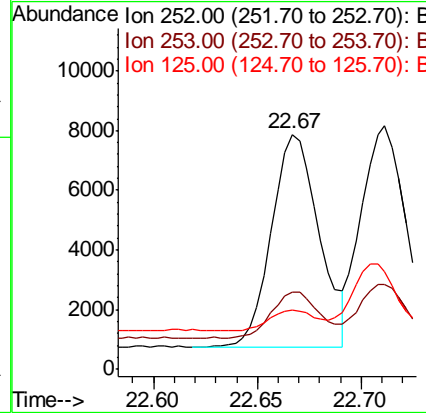
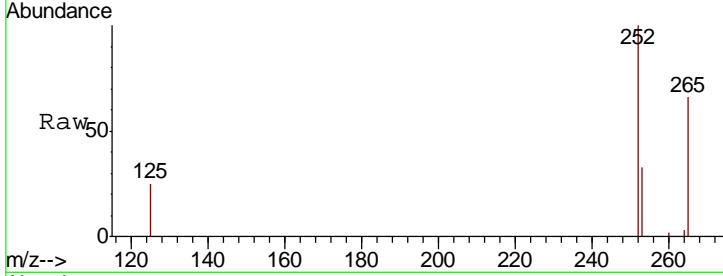




#35
 Benzo(b)fluoranthene
 Concen: 0.097 ng
 RT: 22.67 min Scan# 2365
 Delta R.T. -0.00 min
 Lab File: BN008836.D
 Acq: 04 Dec 2019 11:20

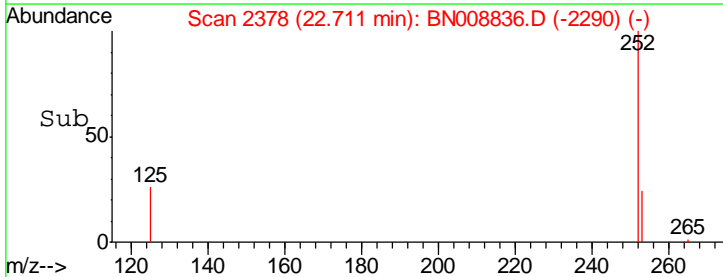
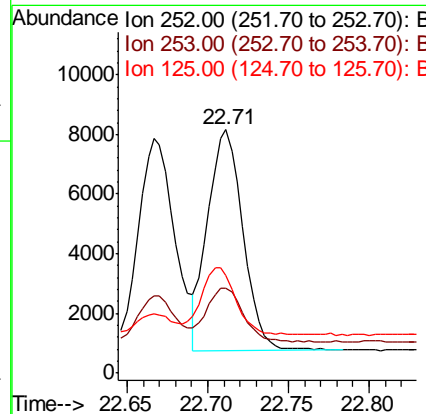
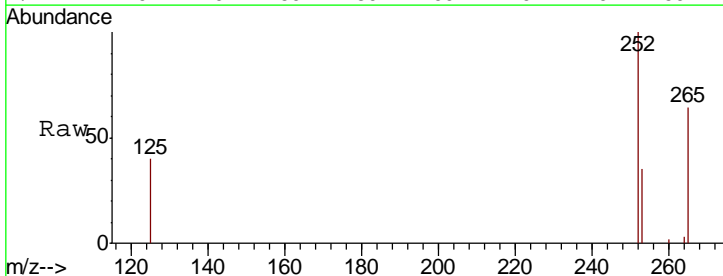
Instrument :
 BNA_N
 ClientSampled :
 SSTDICC0.1

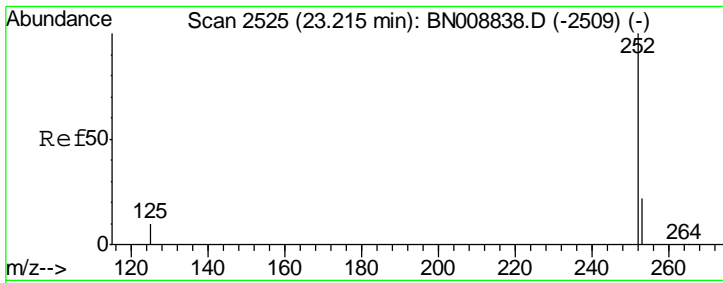
Tgt Ion	Resp	Lower	Upper
252	11377		
253	33.1	20.6	31.0#
125	25.0	12.3	18.5#



#36
 Benzo(k)fluoranthene
 Concen: 0.097 ng
 RT: 22.71 min Scan# 2378
 Delta R.T. -0.00 min
 Lab File: BN008836.D
 Acq: 04 Dec 2019 11:20

Tgt Ion	Resp	Lower	Upper
252	11254		
253	35.1	21.0	31.4#
125	40.0	13.5	20.3#

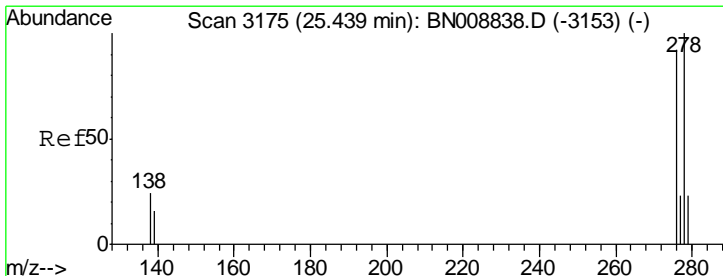
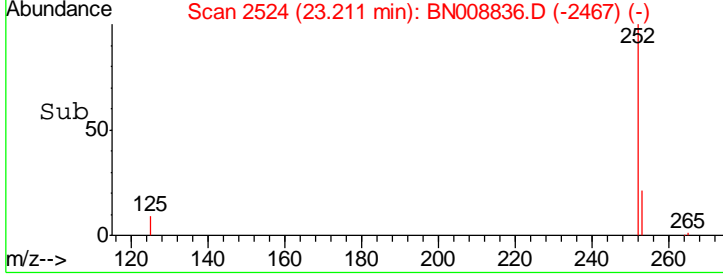
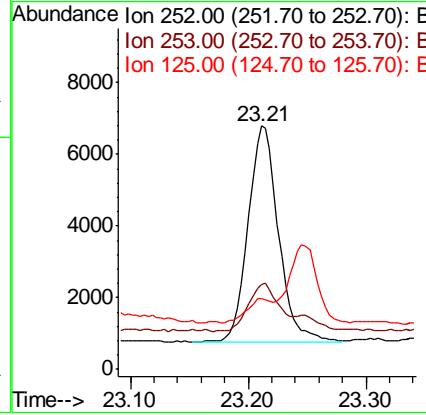
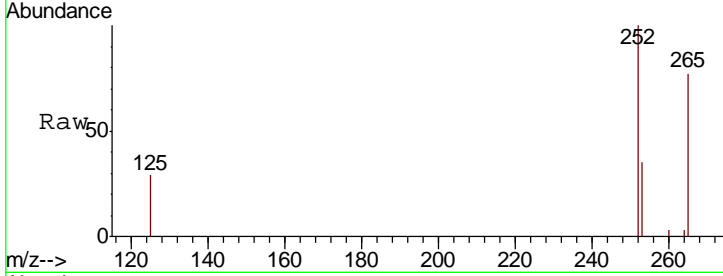




#37
 Benzo(a)pyrene
 Concen: 0.099 ng
 RT: 23.21 min Scan# 2524
 Delta R.T. -0.00 min
 Lab File: BN008836.D
 Acq: 04 Dec 2019 11:20

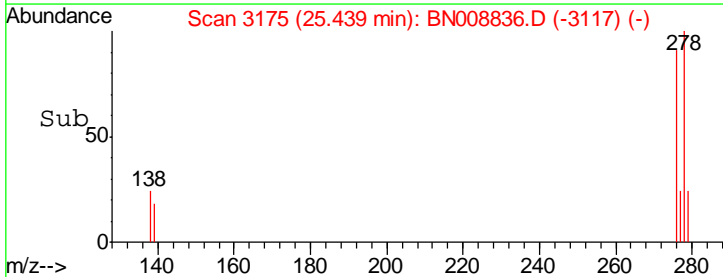
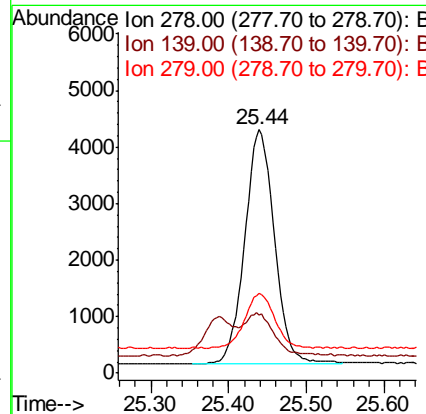
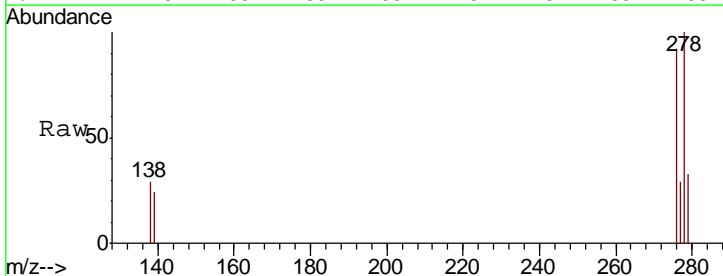
Instrument :
 BNA_N
 ClientSampleId :
 SSTDICC0.1

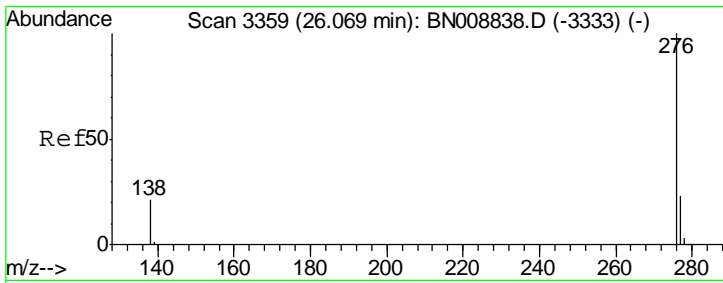
Tgt Ion	Resp	Lower	Upper
252	10933		
253	34.7	21.4	32.2#
125	29.2	13.7	20.5#



#38
 Dibenzo(a,h)anthracene
 Concen: 0.097 ng
 RT: 25.44 min Scan# 3175
 Delta R.T. -0.00 min
 Lab File: BN008836.D
 Acq: 04 Dec 2019 11:20

Tgt Ion	Resp	Lower	Upper
278	10957		
139	23.9	15.3	22.9#
279	33.0	21.2	31.8#





#39
 Benzo(a,h,i)perylene
 Concen: 0.099 ng
 RT: 26.07 min Scan# 3359
 Delta R.T. -0.00 min
 Lab File: BN008836.D
 Acq: 04 Dec 2019 11:20

Instrument :
 BNA_N
 ClientSampleId :
 SSTDICC0.1

Tot Ion	Ion	Ratio	Lower	Upper
10987	276	100		
	277	28.5	20.1	30.1
	138	26.0	18.6	27.8

