

Data Path : Z:\VOASRV\HPCHEM1\MSVOA Y\DATA\VY110220\
 Data File : VY003470.D
 Acq On : 02 Nov 2020 14:20
 Operator : SY/MD
 Sample : VY1102SBSD01
 Misc : 5.00G/5ML/MSVOA Y/SOIL
 ALS Vial : 13 Sample Multiplier: 1

Instrument :
 MSVOA_Y
 ClientSampleId :
 VY1102SBSD01

Quant Time: Nov 03 01:54:24 2020
 Quant Method : Z:\VOASRV\HPCHEM1\MSVOA_Y\METHODS\82Y110220S.M
 Quant Title : SW846 8260
 QLast Update : Mon Nov 02 12:40:51 2020
 Response via : Initial Calibration

Internal Standards	R.T.	QIon	Response	Conc	Units	Dev(Min)
1) Pentafluorobenzene	7.80	168	245038	50.00	ug/l	0.00
34) 1,4-Difluorobenzene	8.70	114	353225	50.00	ug/l	0.00
63) Chlorobenzene-d5	11.49	117	311420	50.00	ug/l	0.00
72) 1,4-Dichlorobenzene-d4	13.42	152	161965	50.00	ug/l	0.00

System Monitoring Compounds

33) 1,2-Dichloroethane-d4	8.15	65	128239	51.05	ug/l	0.00
Spiked Amount	50.000		Recovery	=	102.10%	
35) Dibromofluoromethane	7.73	113	109585	50.98	ug/l	0.00
Spiked Amount	50.000		Recovery	=	101.96%	
50) Toluene-d8	10.18	98	450992	50.44	ug/l	0.00
Spiked Amount	50.000		Recovery	=	100.88%	
62) 4-Bromofluorobenzene	12.48	95	148576	50.15	ug/l	0.00
Spiked Amount	50.000		Recovery	=	100.30%	

Target Compounds

						Qvalue
2) Dichlorodifluoromethane	1.91	85	42650	21.998	ug/l	100
3) Chloromethane	2.12	50	54751	21.451	ug/l	96
4) Vinyl Chloride	2.26	62	62619	21.856	ug/l	98
5) Bromomethane	2.65	94	47777	19.959	ug/l	95
6) Chloroethane	2.80	64	36233	21.218	ug/l	98
7) Trichlorofluoromethane	3.13	101	77687	21.362	ug/l	100
8) Diethyl Ether	3.54	74	23547	21.115	ug/l	96
9) 1,1,2-Trichlorotrifluoroet	3.91	101	42969	21.378	ug/l	100
10) Methyl Iodide	4.10	142	39146	21.832	ug/l	99
11) Tert butyl alcohol	4.97	59	30726	111.481	ug/l	96
12) 1,1-Dichloroethene	3.88	96	42278	21.141	ug/l	99
13) Acrolein	3.75	56	24113	115.663	ug/l	96
14) Allyl chloride	4.49	41	76305	20.914	ug/l	99
15) Acrylonitrile	5.18	53	63747	107.088	ug/l	99
16) Acetone	3.96	43	76867	92.756	ug/l	97
17) Carbon Disulfide	4.21	76	136501	21.070	ug/l	100
18) Methyl Acetate	4.49	43	32512	20.761	ug/l	100
19) Methyl tert-butyl Ether	5.24	73	103934	20.983	ug/l	99
20) Methylene Chloride	4.73	84	50474	21.627	ug/l	96
21) trans-1,2-Dichloroethene	5.24	96	48641	21.006	ug/l	95
22) Diisopropyl ether	6.13	45	135615	21.192	ug/l	99
23) Vinyl Acetate	6.08	43	510995	106.261	ug/l	99
24) 1,1-Dichloroethane	6.03	63	85843	21.110	ug/l	99
25) 2-Butanone	7.00	43	103090	99.464	ug/l	99
26) 2,2-Dichloropropane	7.00	77	79386	20.955	ug/l	99
27) cis-1,2-Dichloroethene	7.00	96	52505	20.925	ug/l	97
28) Bromochloromethane	7.35	49	39708	19.410	ug/l	99
29) Tetrahydrofuran	7.36	42	57381	105.950	ug/l	99
30) Chloroform	7.52	83	84788	21.228	ug/l	95
31) Cyclohexane	7.80	56	79807	21.196	ug/l	95
32) 1,1,1-Trichloroethane	7.71	97	77693	20.851	ug/l	100
36) 1,1-Dichloropropene	7.92	75	70244	21.092	ug/l	99
37) Ethyl Acetate	7.09	43	43896	21.226	ug/l	99
38) Carbon Tetrachloride	7.91	117	71547	20.709	ug/l	99

Data Path : Z:\VOASRV\HPCHEM1\MSVOA Y\DATA\VY110220\
 Data File : VY003470.D
 Acq On : 02 Nov 2020 14:20
 Operator : SY/MD
 Sample : VY1102SBSD01
 Misc : 5.00G/5ML/MSVOA Y/SOIL
 ALS Vial : 13 Sample Multiplier: 1

Instrument :
 MSVOA_Y
 ClientSampleId :
 VY1102SBSD01

Quant Time: Nov 03 01:54:24 2020
 Quant Method : Z:\VOASRV\HPCHEM1\MSVOA_Y\METHODS\82Y110220S.M
 Quant Title : SW846 8260
 QLast Update : Mon Nov 02 12:40:51 2020
 Response via : Initial Calibration

Internal Standards	R.T.	QIon	Response	Conc	Units	Dev(Min)
39) Methylcyclohexane	9.19	83	77820	20.985	ug/l	98
40) Benzene	8.17	78	193856	20.916	ug/l	99
41) Methacrylonitrile	7.36	41	55128	49.920	ug/l #	100
42) 1,2-Dichloroethane	8.25	62	59381	20.448	ug/l	100
43) Isopropyl Acetate	8.28	43	78488	21.118	ug/l	100
44) Trichloroethene	8.94	130	53848	20.696	ug/l	98
45) 1,2-Dichloropropane	9.22	63	48706	20.810	ug/l	98
46) Dibromomethane	9.31	93	26701	20.736	ug/l	99
47) Bromodichloromethane	9.50	83	64462	20.453	ug/l	100
48) Methyl methacrylate	9.30	41	36106	20.623	ug/l	98
49) 1,4-Dioxane	9.30	88	6681	415.826	ug/l #	87
51) 4-Methyl-2-Pentanone	10.08	43	207612	104.845	ug/l	99
52) Toluene	10.25	92	121055	20.883	ug/l	99
53) t-1,3-Dichloropropene	10.47	75	69196	20.631	ug/l	95
54) cis-1,3-Dichloropropene	9.93	75	78386	20.769	ug/l	97
55) 1,1,2-Trichloroethane	10.65	97	36983	20.233	ug/l	100
56) Ethyl methacrylate	10.51	69	50830	20.761	ug/l	99
57) 1,3-Dichloropropane	10.79	76	65898	20.733	ug/l	99
58) 2-Chloroethyl Vinyl ether	9.79	63	130899	105.465	ug/l	99
59) 2-Hexanone	10.83	43	149677	102.089	ug/l	99
60) Dibromochloromethane	10.99	129	46217	20.572	ug/l	98
61) 1,2-Dibromoethane	11.09	107	36504	20.686	ug/l	98
64) Tetrachloroethene	10.72	164	49422	21.250	ug/l	97
65) Chlorobenzene	11.52	112	128966	21.316	ug/l	100
66) 1,1,1,2-Tetrachloroethane	11.59	131	47196	20.685	ug/l	99
67) Ethyl Benzene	11.59	91	231876	21.136	ug/l	99
68) m/p-Xylenes	11.70	106	174330	41.933	ug/l	99
69) o-Xylene	12.03	106	80869	21.146	ug/l	99
70) Styrene	12.05	104	133905	20.622	ug/l	99
71) Bromoform	12.21	173	31747	20.875	ug/l #	100
73) Isopropylbenzene	12.33	105	226720	21.429	ug/l	100
74) N-amyl acetate	12.14	43	63607	21.224	ug/l	98
75) 1,1,2,2-Tetrachloroethane	12.58	83	47218	20.894	ug/l	99
76) 1,2,3-Trichloropropane	12.63	75	64044	37.372	ug/l #	100
77) Bromobenzene	12.61	156	55197	20.534	ug/l	97
78) n-propylbenzene	12.67	91	265763	21.326	ug/l	99
79) 2-Chlorotoluene	12.75	91	147249	21.149	ug/l	99
80) 1,3,5-Trimethylbenzene	12.81	105	187732	21.416	ug/l	99
81) trans-1,4-Dichloro-2-buten	12.38	75	16872	20.549	ug/l	98
82) 4-Chlorotoluene	12.86	91	153974	21.162	ug/l	99
83) tert-Butylbenzene	13.08	119	163059	20.973	ug/l	99
84) 1,2,4-Trimethylbenzene	13.12	105	184376	21.045	ug/l	100
85) sec-Butylbenzene	13.25	105	223748	21.255	ug/l	100
86) p-Isopropyltoluene	13.37	119	204383	20.935	ug/l	99
87) 1,3-Dichlorobenzene	13.36	146	103845	20.737	ug/l	100
88) 1,4-Dichlorobenzene	13.45	146	104624	21.011	ug/l	99
89) n-Butylbenzene	13.70	91	191743	21.503	ug/l	99
90) Hexachloroethane	13.96	117	34763	21.157	ug/l	98
91) 1,2-Dichlorobenzene	13.74	146	92466	20.786	ug/l	99
92) 1,2-Dibromo-3-Chloropropan	14.36	75	8943	21.861	ug/l	96

Data Path : Z:\VOASRV\HPCHEM1\MSVOA Y\DATA\VY110220\
 Data File : VY003470.D
 Acq On : 02 Nov 2020 14:20
 Operator : SY/MD
 Sample : VY1102SBSD01
 Misc : 5.00G/5ML/MSVOA Y/SOIL
 ALS Vial : 13 Sample Multiplier: 1

Instrument :
 MSVOA_Y
 ClientSampleId :
 VY1102SBSD01

Quant Time: Nov 03 01:54:24 2020
 Quant Method : Z:\VOASRV\HPCHEM1\MSVOA_Y\METHODS\82Y110220S.M
 Quant Title : SW846 8260
 QLast Update : Mon Nov 02 12:40:51 2020
 Response via : Initial Calibration

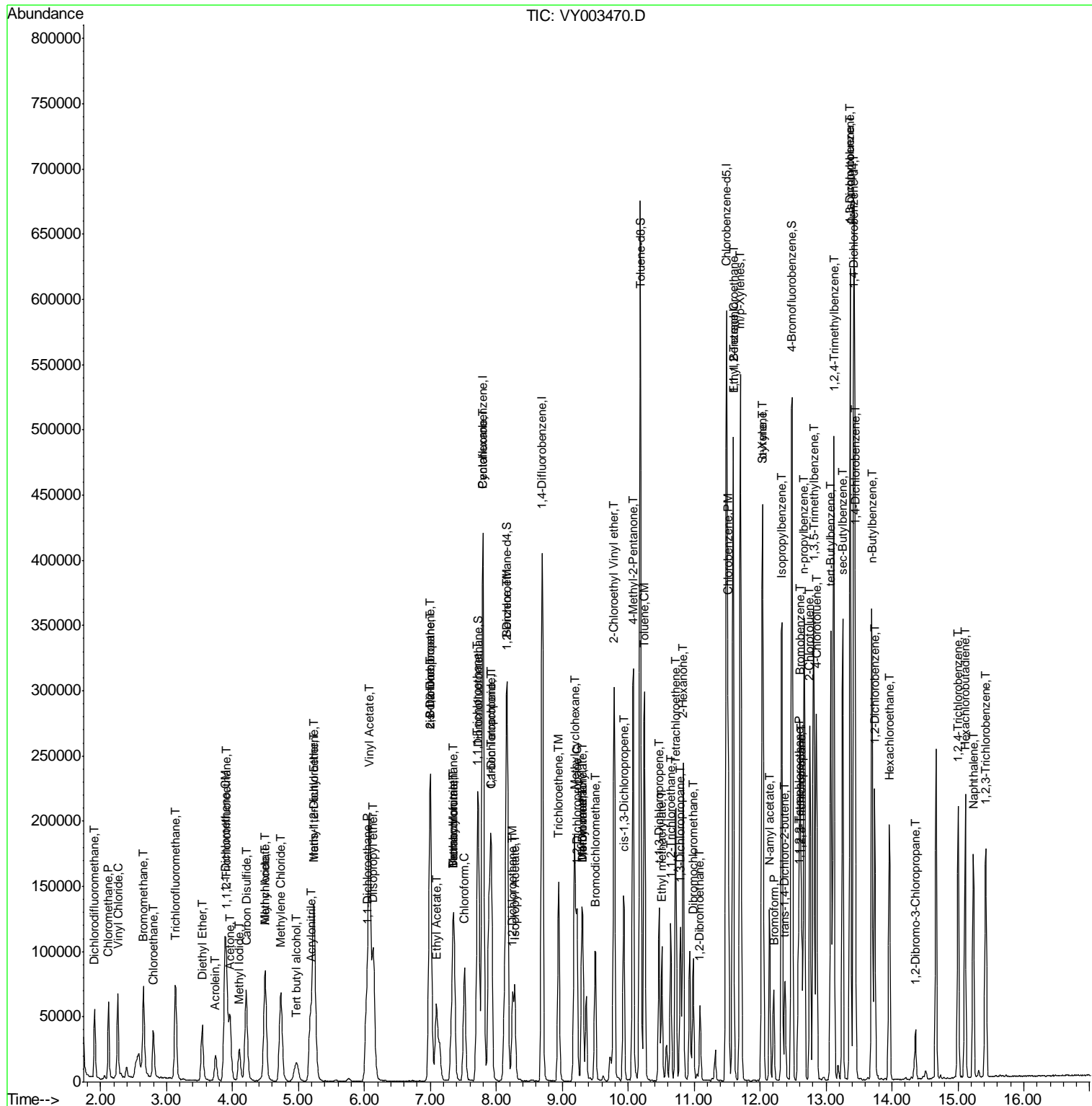
Internal Standards	R.T.	QIon	Response	Conc	Units	Dev(Min)
93) 1,2,4-Trichlorobenzene	15.00	180	68520	21.776	ug/l	98
94) Hexachlorobutadiene	15.11	225	44738	22.102	ug/l	98
95) Naphthalene	15.23	128	135168	21.452	ug/l	99
96) 1,2,3-Trichlorobenzene	15.42	180	59482	21.015	ug/l	99

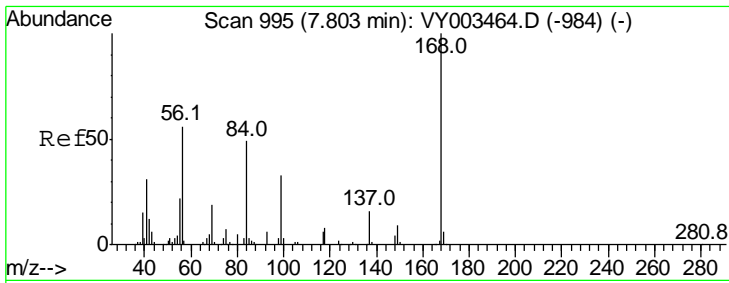
(#) = qualifier out of range (m) = manual integration (+) = signals summed

Data Path : Z:\VOASRV\HPCHEM1\MSVOA Y\DATA\VY110220\
 Data File : VY003470.D
 Acq On : 02 Nov 2020 14:20
 Operator : SY/MD
 Sample : VY1102SBSD01
 Misc : 5.00G/5ML/MSVOA Y/SOIL
 ALS Vial : 13 Sample Multiplier: 1

Instrument :
 MSVOA_Y
 Client Sampled :
 VY1102SBSD01

Quant Time: Nov 03 01:54:24 2020
 Quant Method : Z:\VOASRV\HPCHEM1\MSVOA_Y\METHODS\82Y110220S.M
 Quant Title : SW846 8260
 QLast Update : Mon Nov 02 12:40:51 2020
 Response via : Initial Calibration

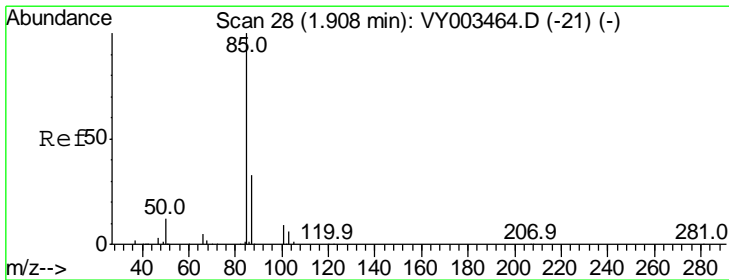
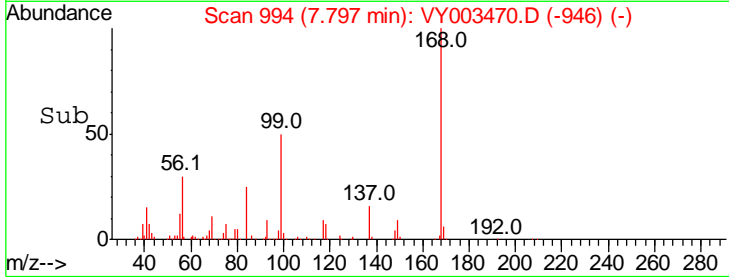
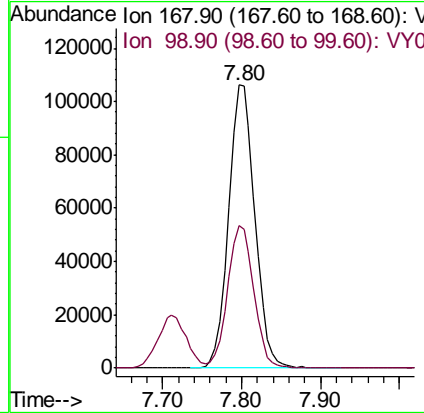
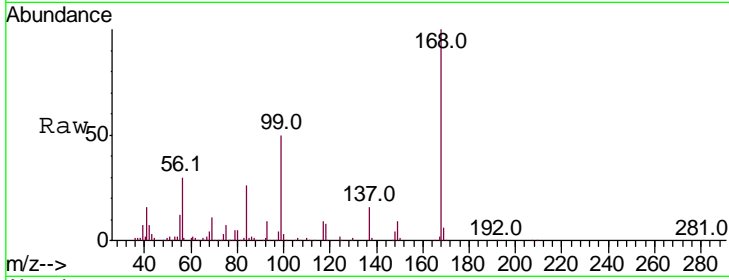




#1
 Pentafluorobenzene
 Concen: 50.000 ug/l
 RT: 7.80 min Scan# 994
 Delta R.T. -0.01 min
 Lab File: VY003470.D
 Acq: 02 Nov 2020 14:20

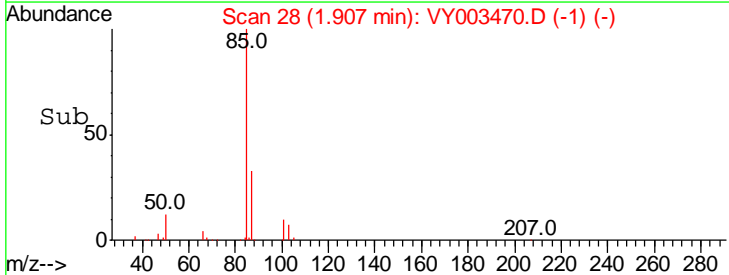
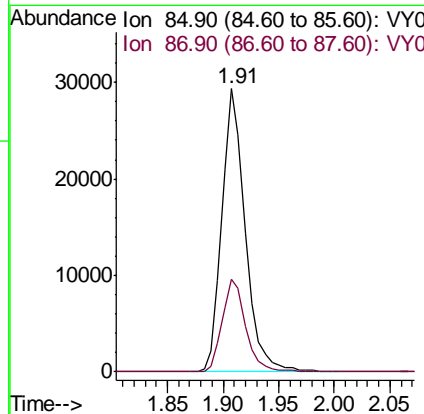
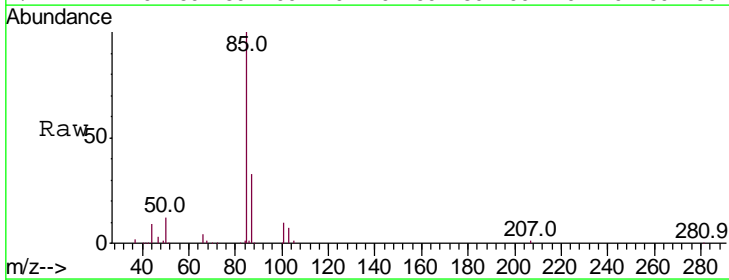
Instrument : MSVOA_Y
 ClientSampleId : VY1102SBSD01

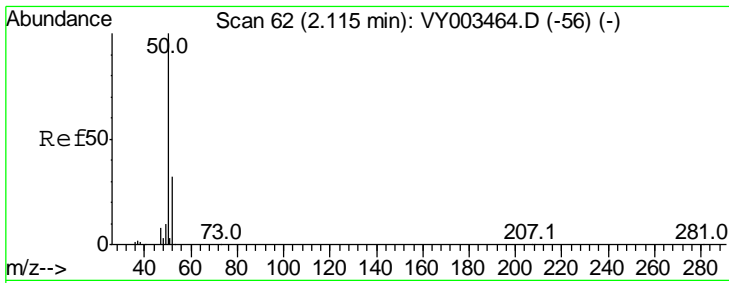
Tgt Ion	Resp	Lower	Upper
168	100		
99	50.4	39.7	59.5



#2
 Dichlorodifluoromethane
 Concen: 21.998 ug/l
 RT: 1.91 min Scan# 28
 Delta R.T. -0.00 min
 Lab File: VY003470.D
 Acq: 02 Nov 2020 14:20

Tgt Ion	Resp	Lower	Upper
85	100		
87	32.7	16.4	49.4

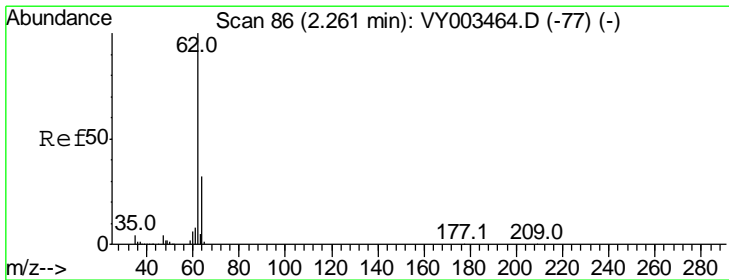
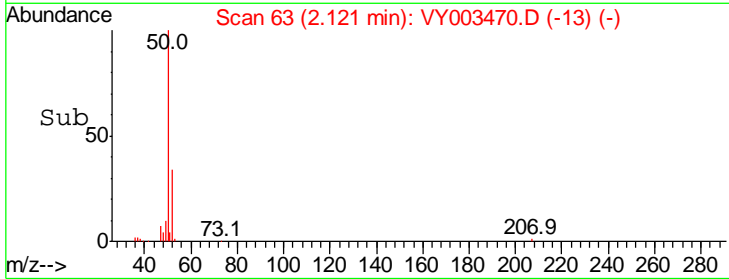
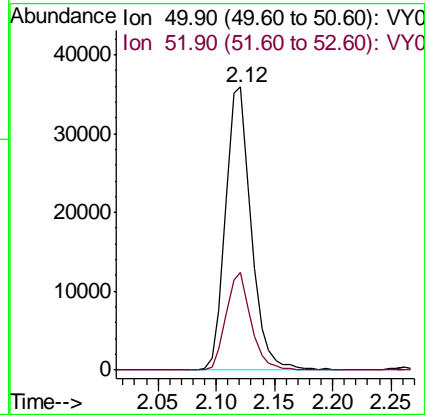
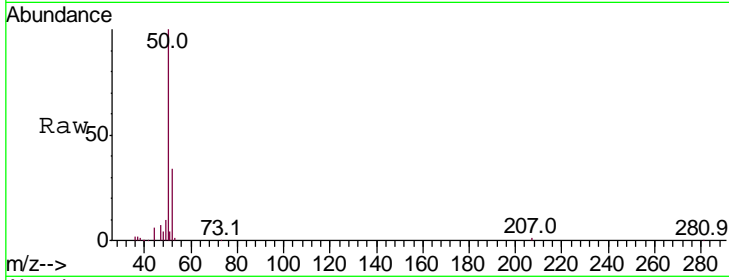




#3
 Chloromethane
 Concen: 21.451 ug/l
 RT: 2.12 min Scan# 63
 Delta R.T. 0.01 min
 Lab File: VY003470.D
 Acq: 02 Nov 2020 14:20

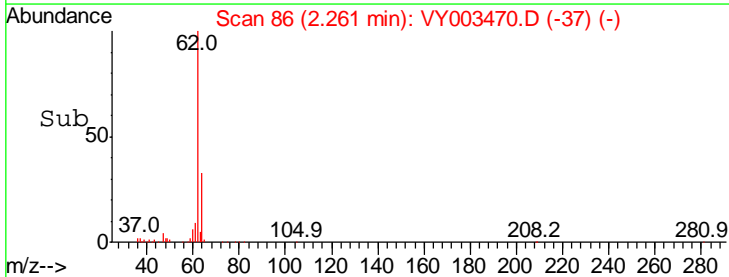
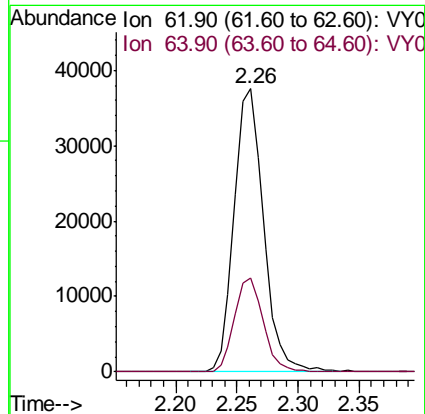
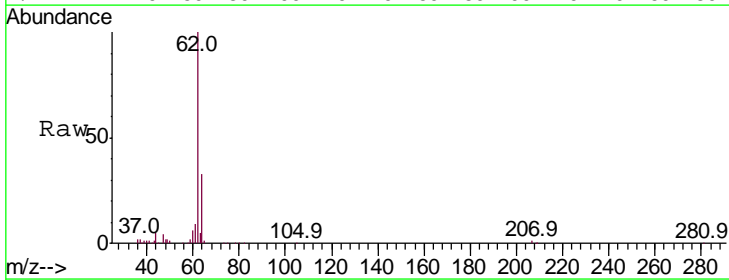
Instrument :
 MSVOA_Y
 ClientSampleId :
 VY1102SBSD01

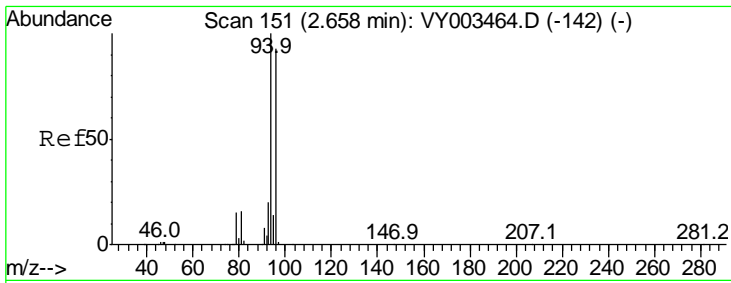
Tgt Ion	Resp	Lower	Upper
50	100		
52	34.5	25.6	38.4



#4
 Vinyl Chloride
 Concen: 21.856 ug/l
 RT: 2.26 min Scan# 86
 Delta R.T. -0.00 min
 Lab File: VY003470.D
 Acq: 02 Nov 2020 14:20

Tgt Ion	Resp	Lower	Upper
62	100		
64	33.1	25.5	38.3

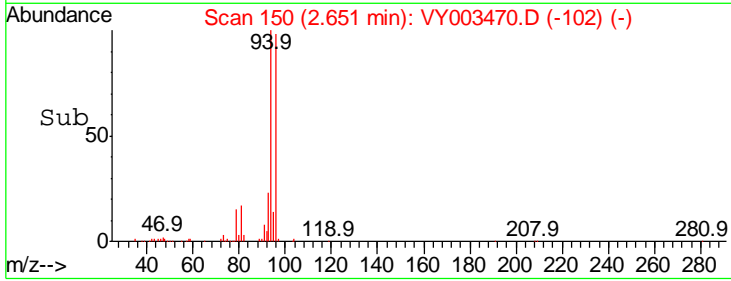
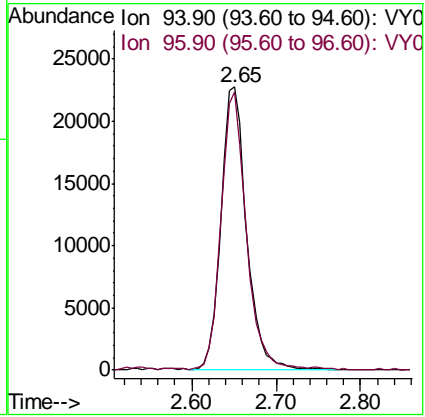
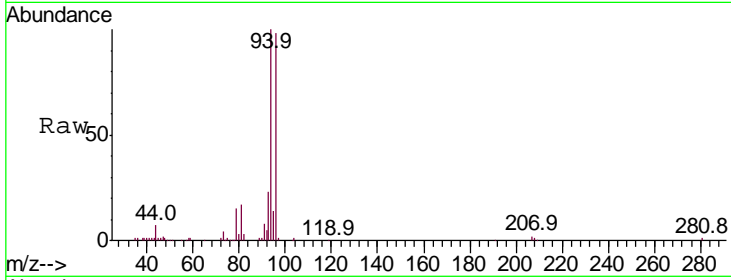




#5
 Bromomethane
 Concen: 19.959 ug/l
 RT: 2.65 min Scan# 150
 Delta R.T. -0.01 min
 Lab File: VY003470.D
 Acq: 02 Nov 2020 14:20

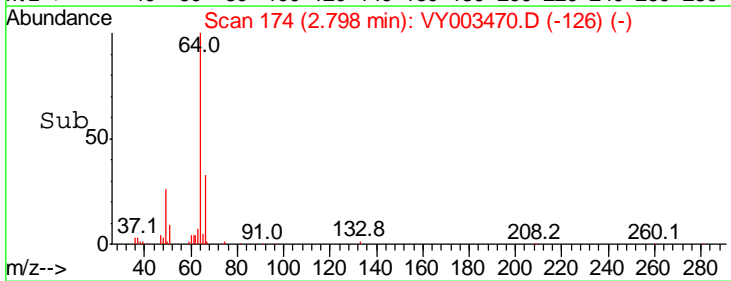
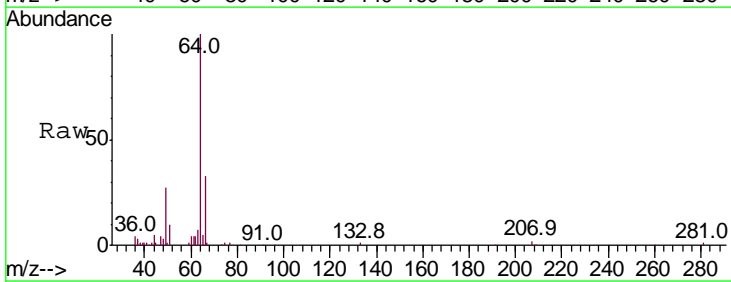
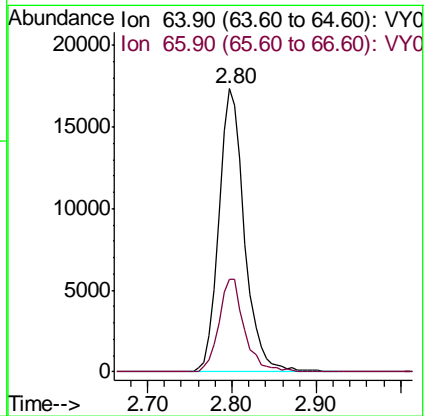
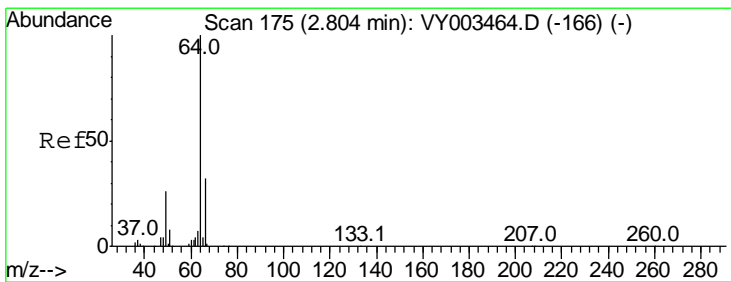
Instrument :
 MSVOA_Y
ClientSampled :
 VY1102SBSD01

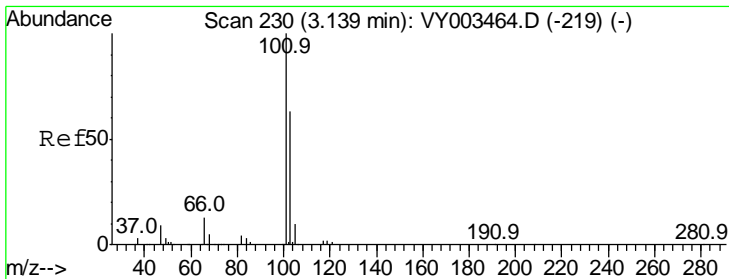
Tgt Ion	Resp	Lower	Upper
94	47777		
94	100		
96	98.1	74.6	112.0



#6
 Chloroethane
 Concen: 21.218 ug/l
 RT: 2.80 min Scan# 174
 Delta R.T. -0.01 min
 Lab File: VY003470.D
 Acq: 02 Nov 2020 14:20

Tgt Ion	Resp	Lower	Upper
64	36233		
64	100		
66	32.9	25.6	38.4

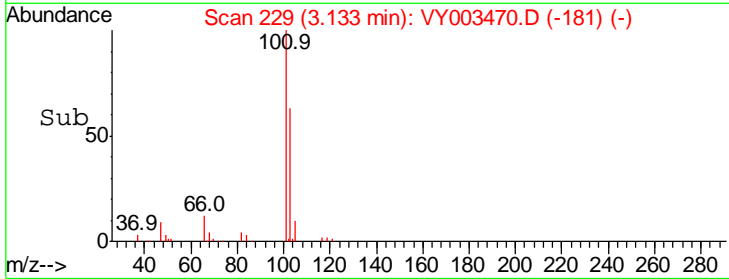
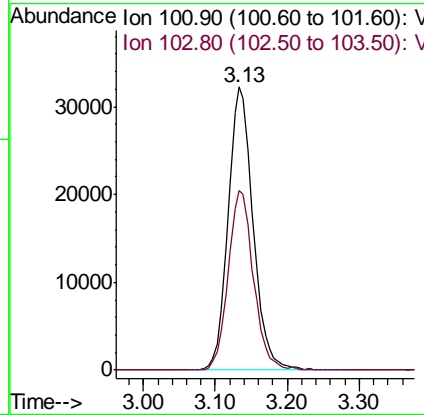
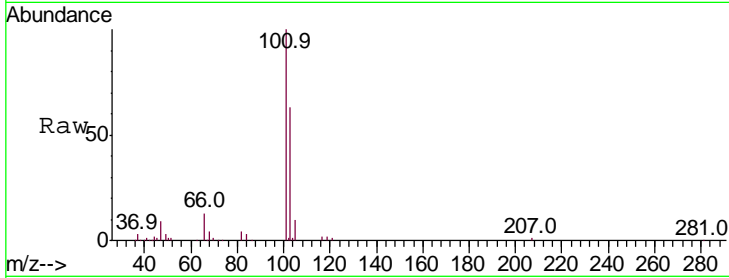




#7
 Trichlorofluoromethane
 Concen: 21.362 ug/l
 RT: 3.13 min Scan# 229
 Delta R.T. -0.01 min
 Lab File: VY003470.D
 Acq: 02 Nov 2020 14:20

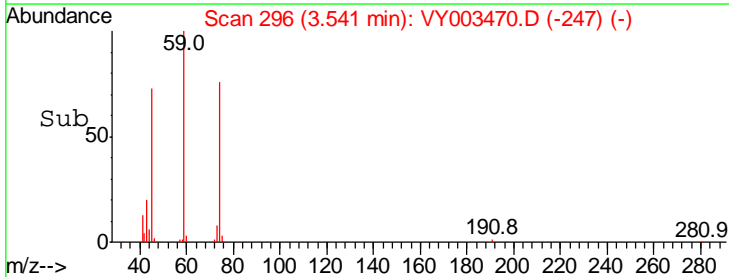
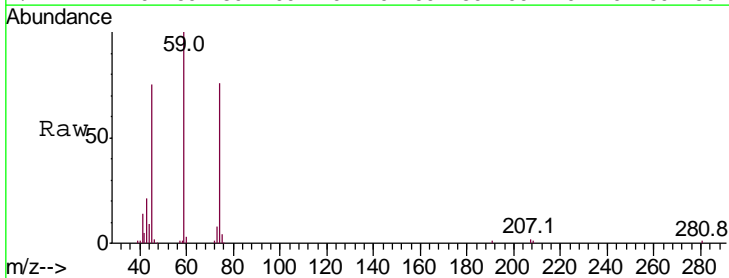
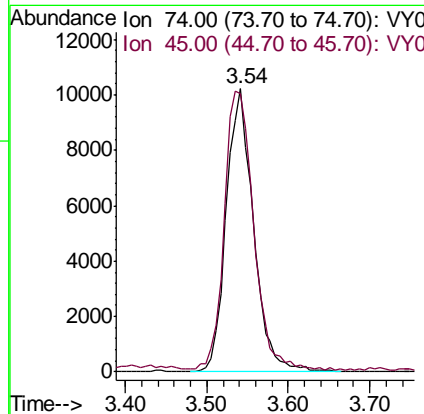
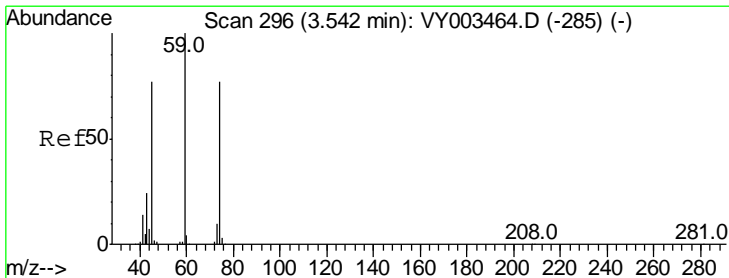
Instrument : MSVOA_Y
 ClientSampleId : VY1102SBSD01

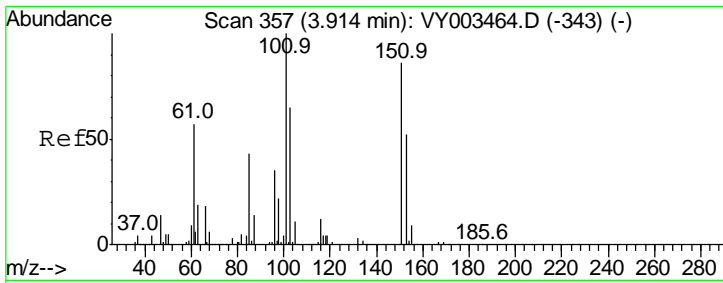
Tgt Ion	Resp	Lower	Upper
101	77687		
101	100		
103	63.4	50.7	76.1



#8
 Diethyl Ether
 Concen: 21.115 ug/l
 RT: 3.54 min Scan# 296
 Delta R.T. -0.00 min
 Lab File: VY003470.D
 Acq: 02 Nov 2020 14:20

Tgt Ion	Resp	Lower	Upper
74	23547		
74	100		
45	106.0	50.7	152.3

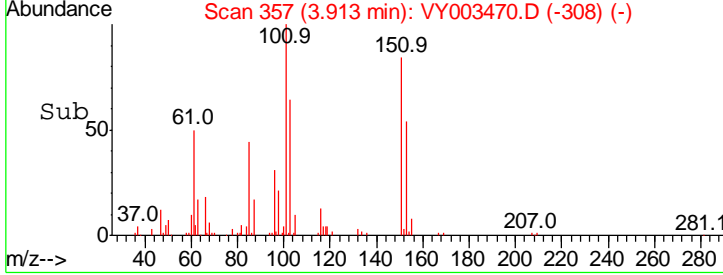
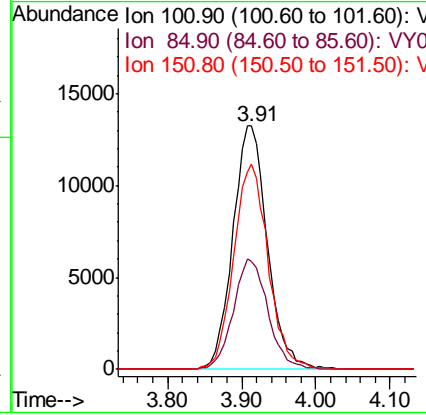
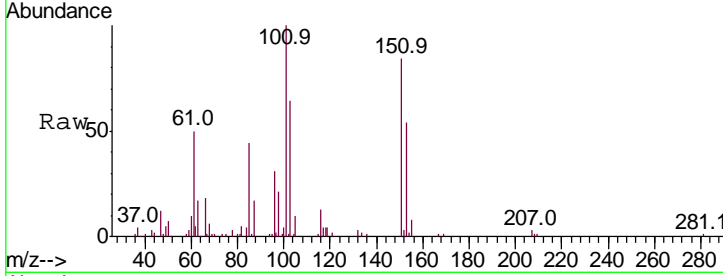




#9
 1,1,2-Trichlorotrifluoroethane
 Concen: 21.378 ug/l
 RT: 3.91 min Scan# 357
 Delta R.T. -0.00 min
 Lab File: VY003470.D
 Acq: 02 Nov 2020 14:20

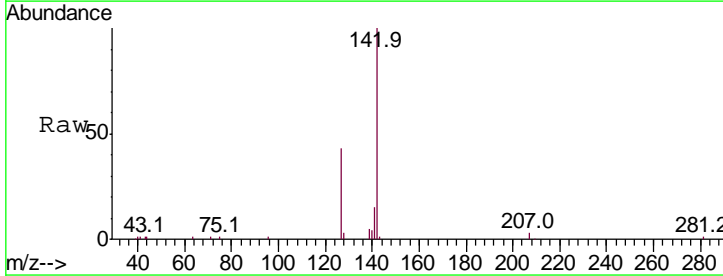
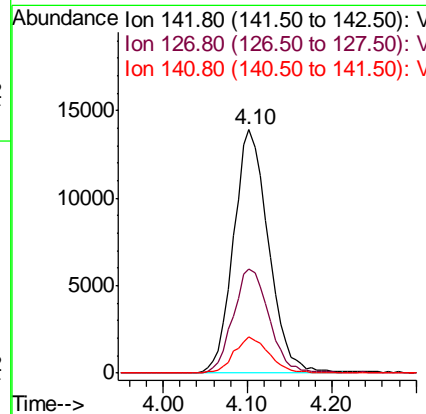
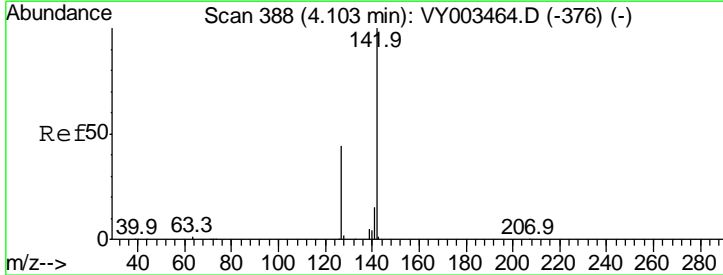
Instrument :
 MSVOA_Y
 ClientSampleId :
 VY1102SBSD01

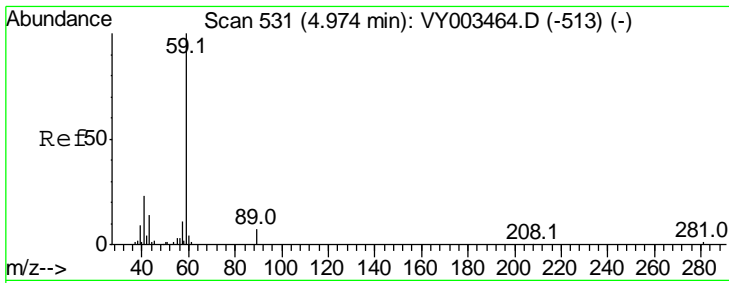
Tgt Ion	Resp	Lower	Upper
101	42969		
101	100		
85	45.3	35.8	53.8
151	84.2	67.6	101.4



#10
 Methyl Iodide
 Concen: 21.832 ug/l
 RT: 4.10 min Scan# 388
 Delta R.T. 0.00 min
 Lab File: VY003470.D
 Acq: 02 Nov 2020 14:20

Tgt Ion	Resp	Lower	Upper
142	39146		
142	100		
127	43.8	34.5	51.7
141	14.8	11.8	17.8

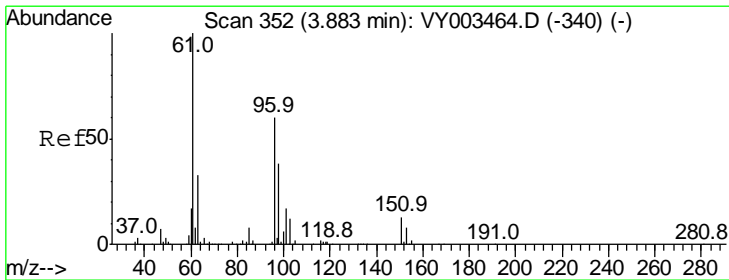
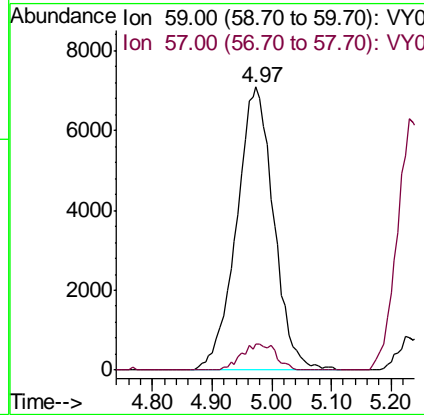
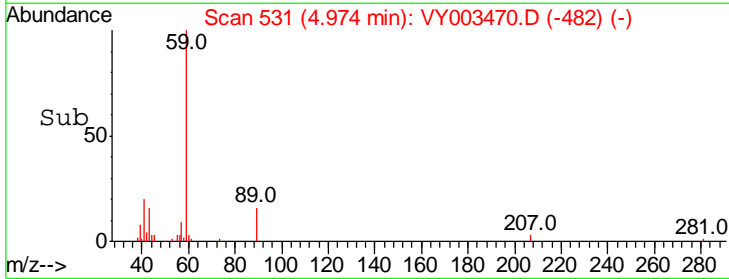
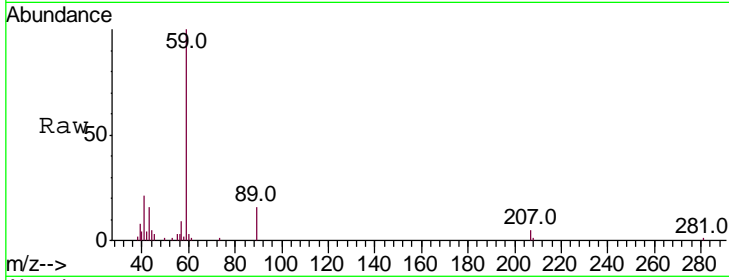




#11
 Tert butyl alcohol
 Concen: 111.481 ug/l
 RT: 4.97 min Scan# 531
 Delta R.T. 0.00 min
 Lab File: VY003470.D
 Acq: 02 Nov 2020 14:20

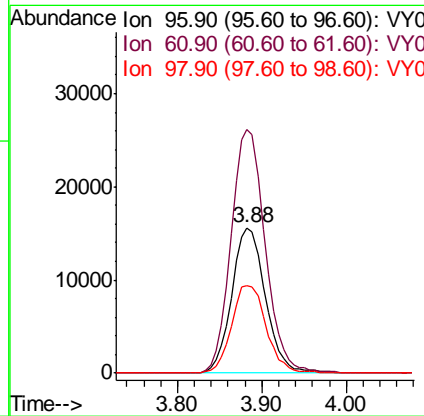
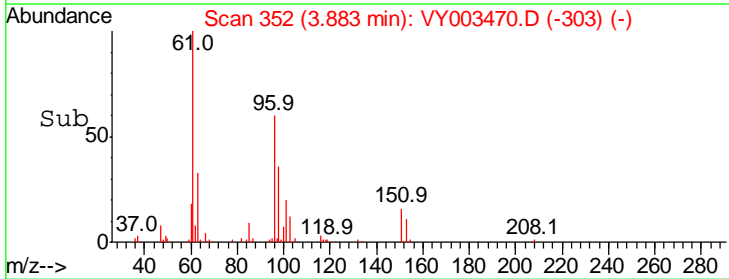
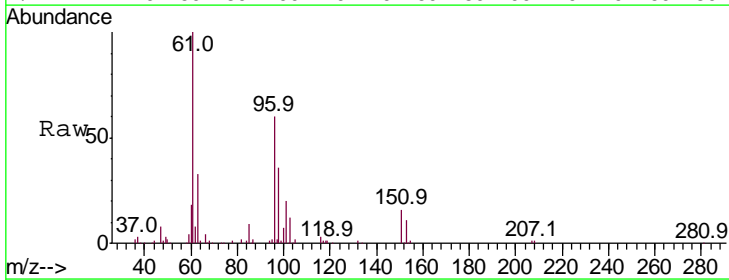
Instrument : MSVOA_Y
 ClientSampleId : VY1102SBSD01

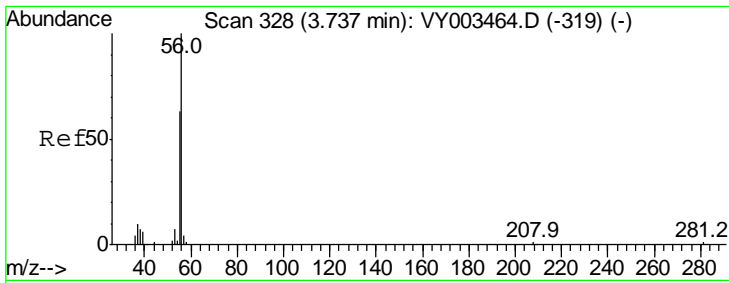
Tgt Ion	Resp	Lower	Upper
59	100		
57	8.6	7.9	11.9



#12
 1,1-Dichloroethene
 Concen: 21.141 ug/l
 RT: 3.88 min Scan# 352
 Delta R.T. -0.00 min
 Lab File: VY003470.D
 Acq: 02 Nov 2020 14:20

Tgt Ion	Resp	Lower	Upper
96	100		
61	167.5	133.6	200.4
98	60.1	50.2	75.2



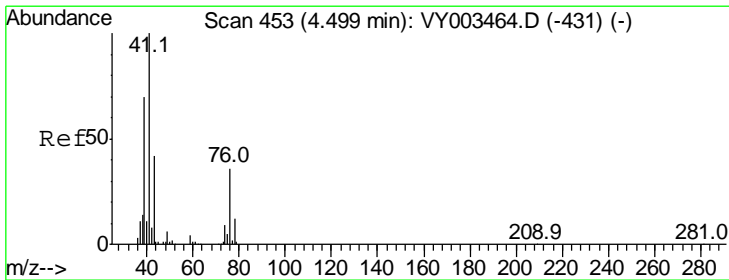
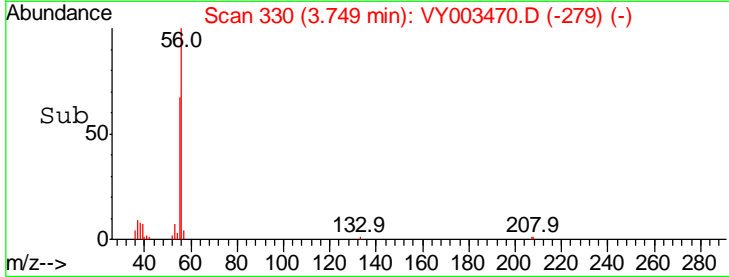
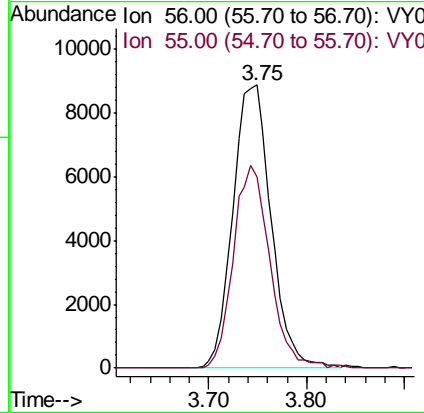
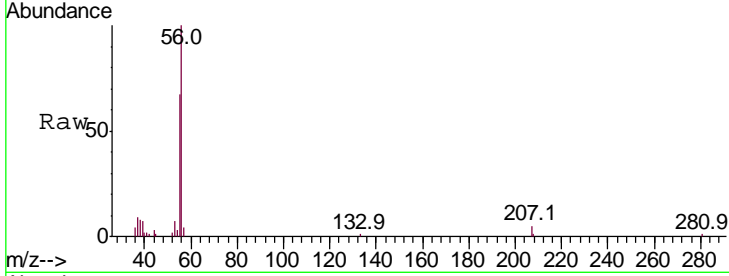


#13
 Acrolein
 Concen: 115.663 ug/l
 RT: 3.75 min Scan# 330
 Delta R.T. 0.01 min
 Lab File: VY003470.D
 Acq: 02 Nov 2020 14:20

Instrument :
 MSVOA_Y
ClientSampleId :
 VY1102SBSD01

Tgt Ion: 56 Resp: 24113

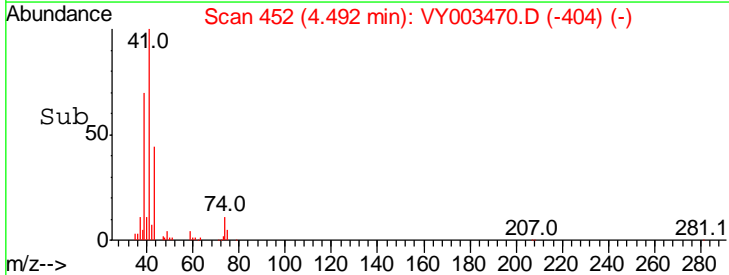
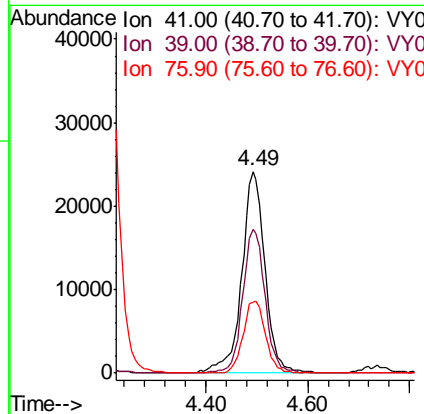
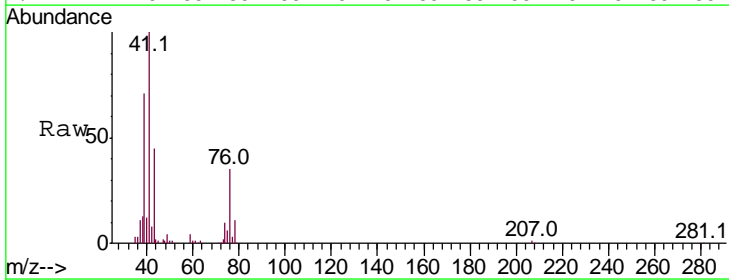
Ion	Ratio	Lower	Upper
56	100		
55	67.9	56.6	85.0

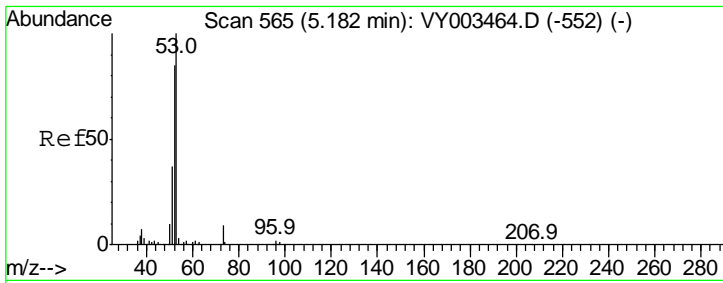


#14
 Allyl chloride
 Concen: 20.914 ug/l
 RT: 4.49 min Scan# 452
 Delta R.T. -0.01 min
 Lab File: VY003470.D
 Acq: 02 Nov 2020 14:20

Tgt Ion: 41 Resp: 76305

Ion	Ratio	Lower	Upper
41	100		
39	68.7	54.4	81.6
76	34.3	27.6	41.4

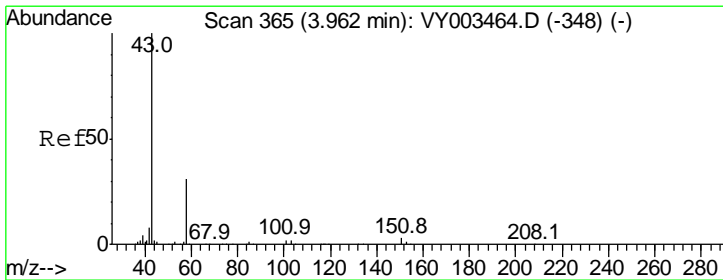
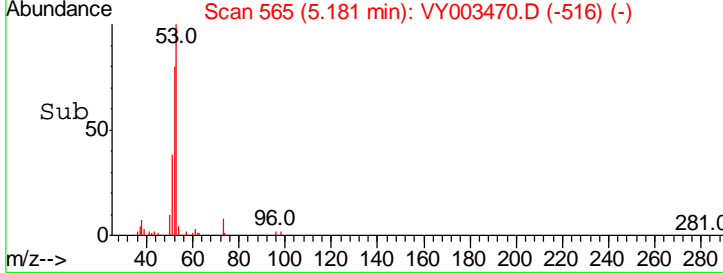
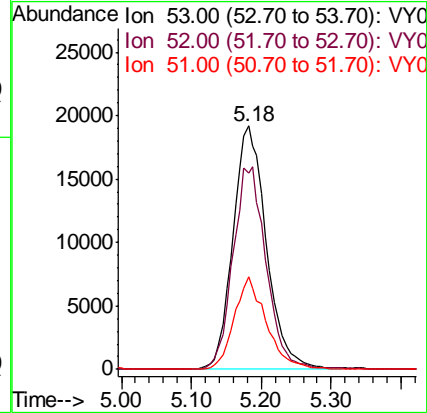
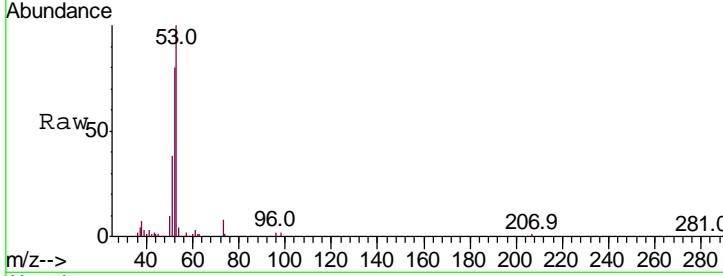




#15
 Acrylonitrile
 Concen: 107.088 ug/l
 RT: 5.18 min Scan# 565
 Delta R.T. -0.00 min
 Lab File: VY003470.D
 Acq: 02 Nov 2020 14:20

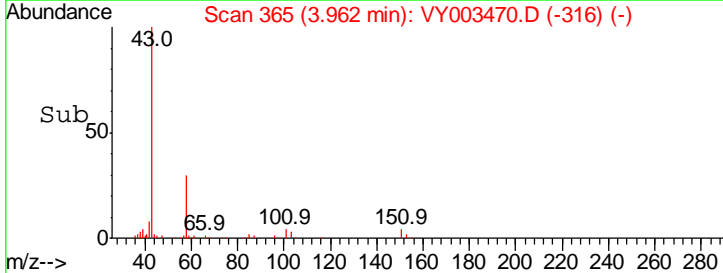
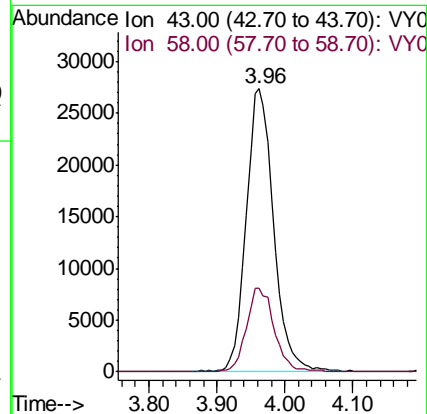
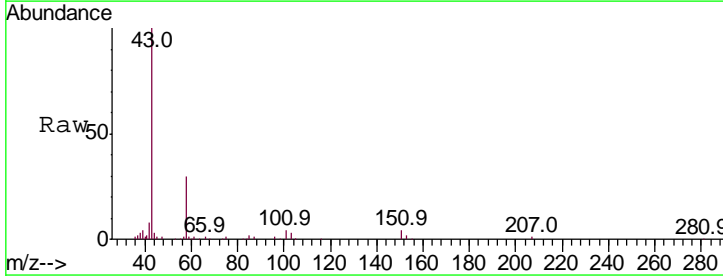
Instrument : MSVOA_Y
 ClientSampled : VY1102SBSD01

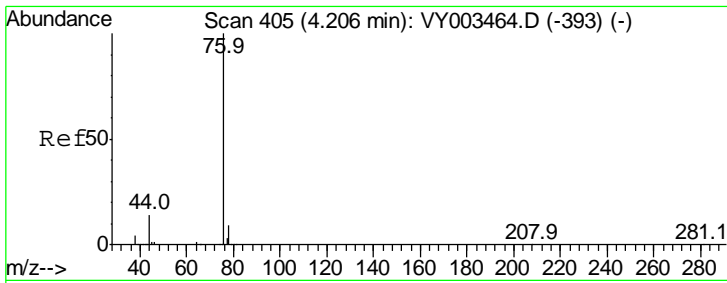
Tgt Ion	Resp	Lower	Upper
53	100		
52	81.9	66.9	100.3
51	36.6	29.3	43.9



#16
 Acetone
 Concen: 92.756 ug/l
 RT: 3.96 min Scan# 365
 Delta R.T. -0.00 min
 Lab File: VY003470.D
 Acq: 02 Nov 2020 14:20

Tgt Ion	Resp	Lower	Upper
43	100		
58	29.7	25.0	37.4

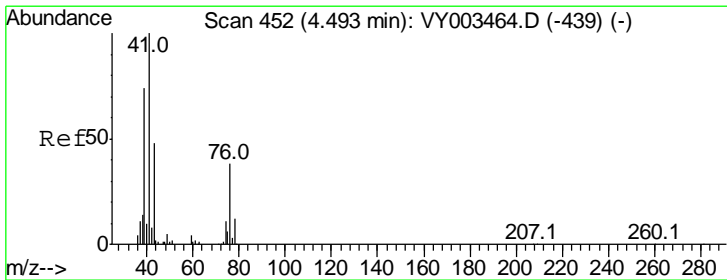
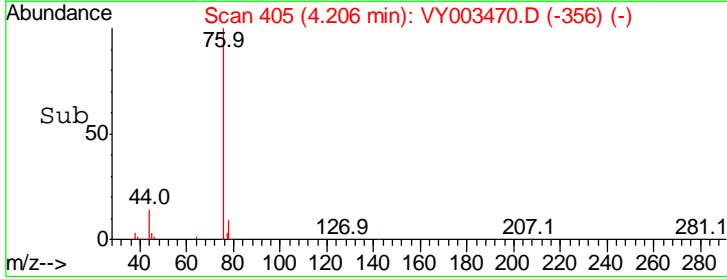
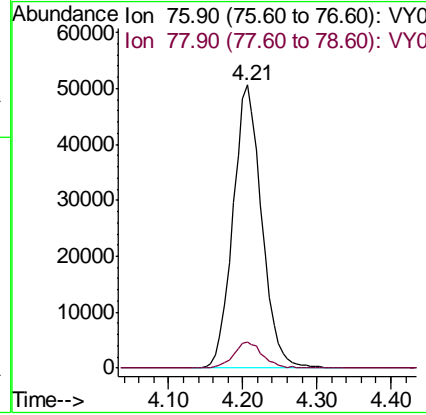
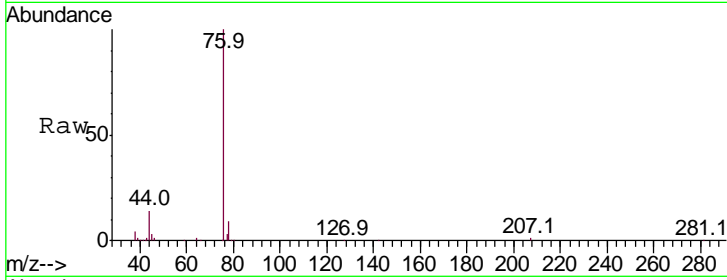




#17
 Carbon Disulfide
 Concen: 21.070 ug/l
 RT: 4.21 min Scan# 405
 Delta R.T. -0.00 min
 Lab File: VY003470.D
 Acq: 02 Nov 2020 14:20

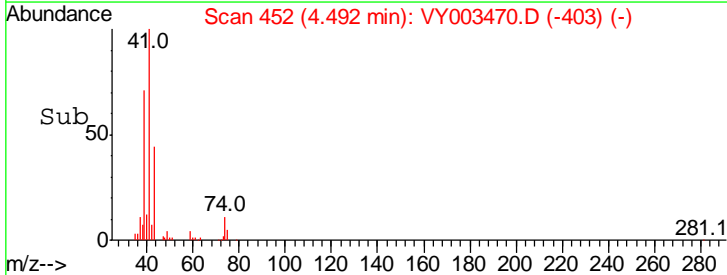
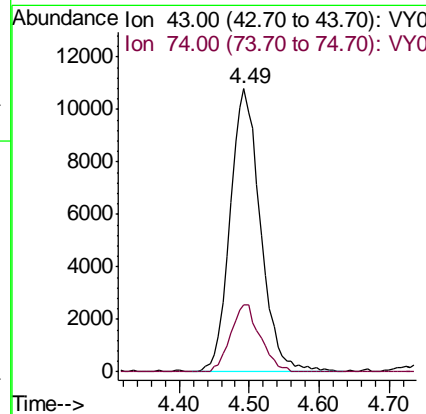
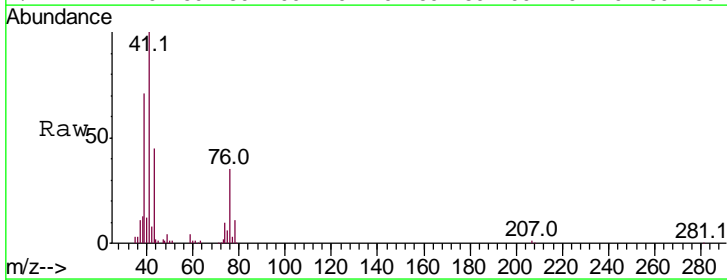
Instrument :
 MSVOA_Y
ClientSampleId :
 VY1102SBSD01

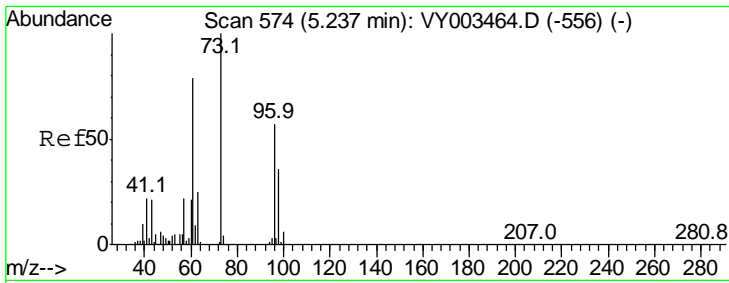
Tgt Ion	Resp	Lower	Upper
76	100		
78	9.4	7.4	11.2



#18
 Methyl Acetate
 Concen: 20.761 ug/l
 RT: 4.49 min Scan# 452
 Delta R.T. -0.00 min
 Lab File: VY003470.D
 Acq: 02 Nov 2020 14:20

Tgt Ion	Resp	Lower	Upper
43	100		
74	23.0	18.4	27.6

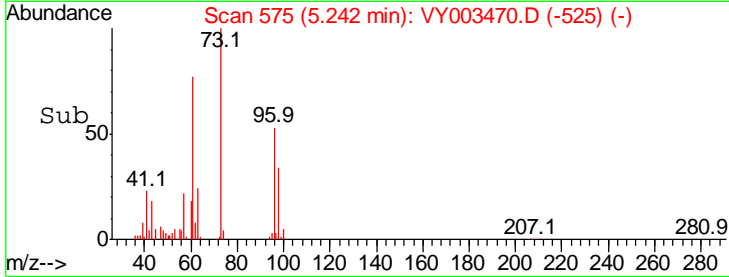
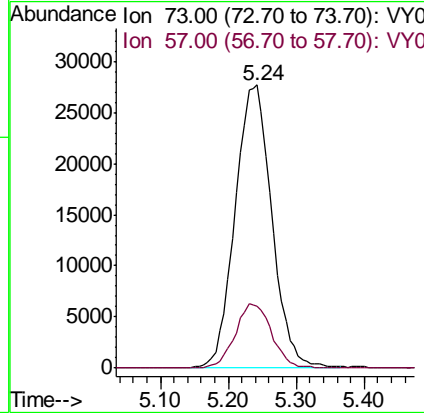
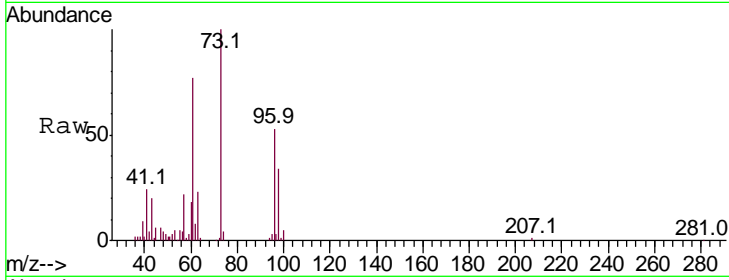




#19
 Methyl tert-butyl Ether
 Concen: 20.983 ug/l
 RT: 5.24 min Scan# 575
 Delta R.T. 0.01 min
 Lab File: VY003470.D
 Acq: 02 Nov 2020 14:20

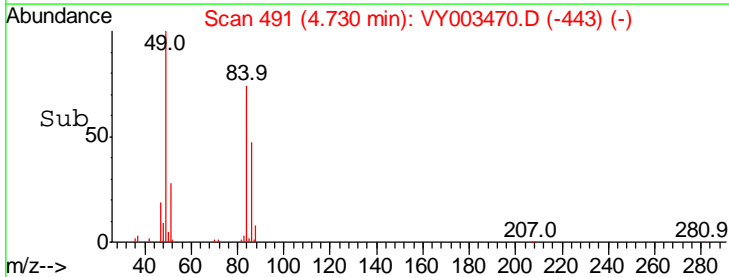
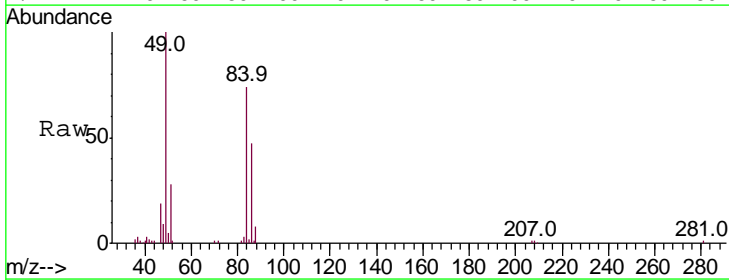
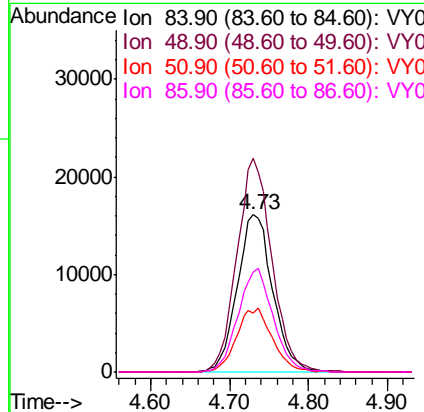
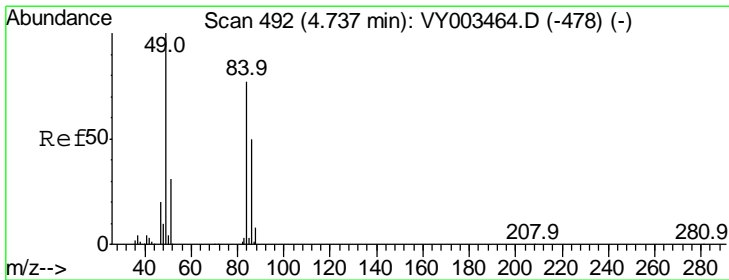
Instrument :
 MSVOA_Y
 ClientSampleId :
 VY1102SBSD01

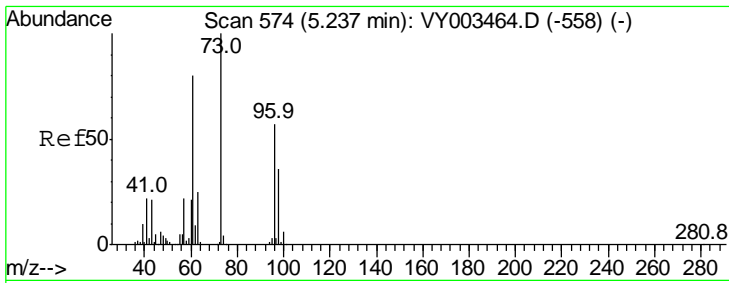
Tgt Ion:	73	Resp:	103934
Ion Ratio	Lower	Upper	
73	100		
57	22.1	17.2	25.8



#20
 Methylene Chloride
 Concen: 21.627 ug/l
 RT: 4.73 min Scan# 491
 Delta R.T. -0.01 min
 Lab File: VY003470.D
 Acq: 02 Nov 2020 14:20

Tgt Ion:	84	Resp:	50474
Ion Ratio	Lower	Upper	
84	100		
49	135.8	104.3	156.5
51	37.6	32.5	48.7
86	63.4	52.5	78.7

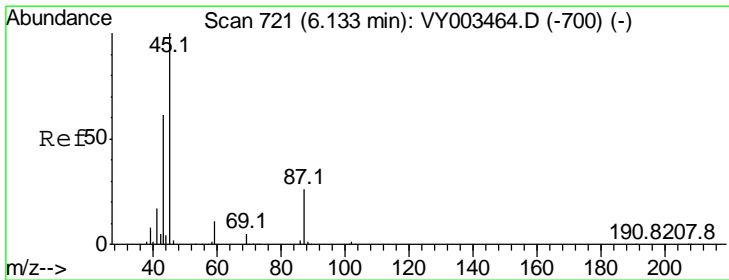
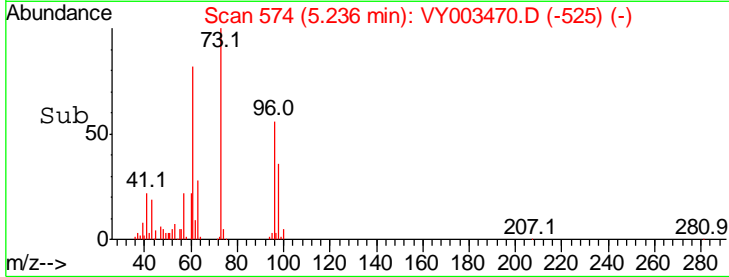
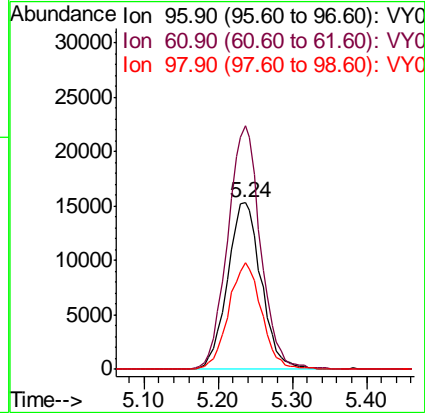
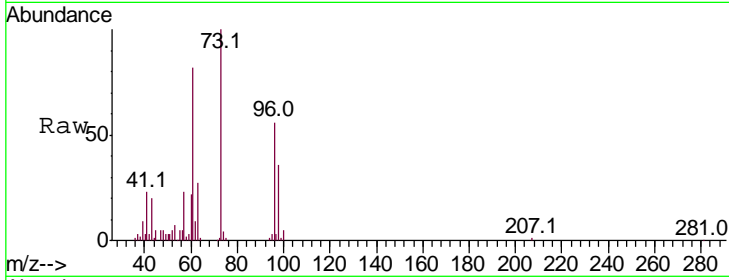




#21
 trans-1,2-Dichloroethene
 Concen: 21.006 ug/l
 RT: 5.24 min Scan# 574
 Delta R.T. -0.00 min
 Lab File: VY003470.D
 Acq: 02 Nov 2020 14:20

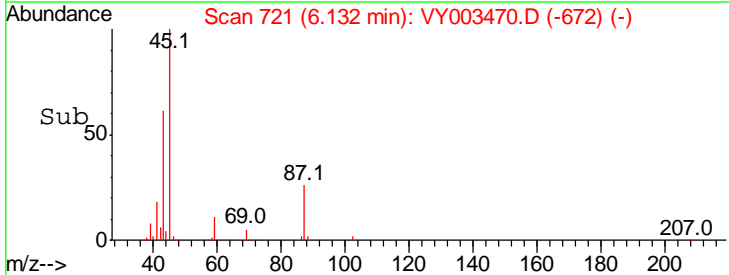
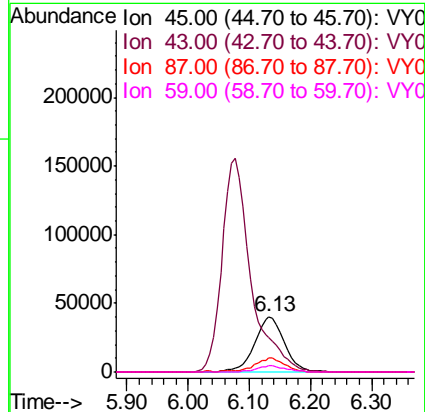
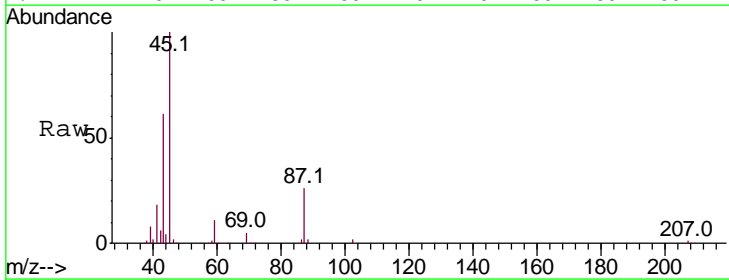
Instrument : MSVOA_Y
 ClientSampleID : VY1102SBSD01

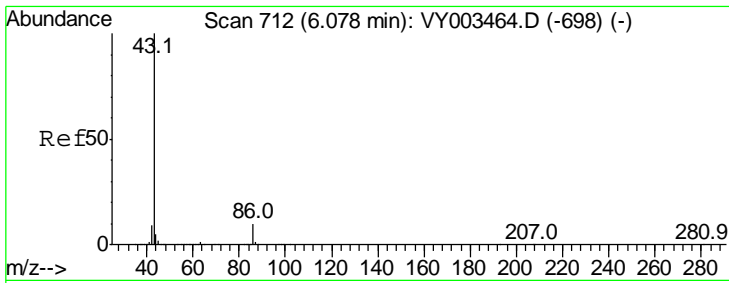
Tgt Ion	Resp	Lower	Upper
96	100		
61	146.5	111.3	166.9
98	64.4	50.3	75.5



#22
 Diisopropyl ether
 Concen: 21.192 ug/l
 RT: 6.13 min Scan# 721
 Delta R.T. -0.00 min
 Lab File: VY003470.D
 Acq: 02 Nov 2020 14:20

Tgt Ion	Resp	Lower	Upper
45	100		
43	60.9	48.8	73.2
87	26.4	20.6	31.0
59	10.6	9.0	13.4

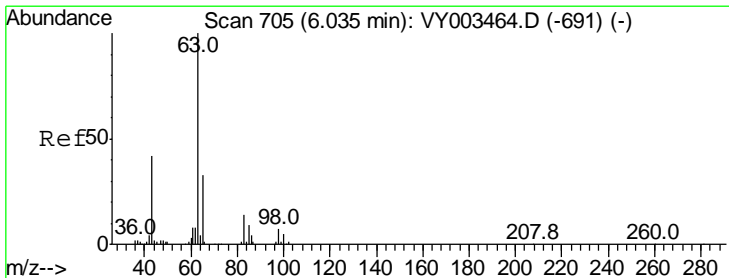
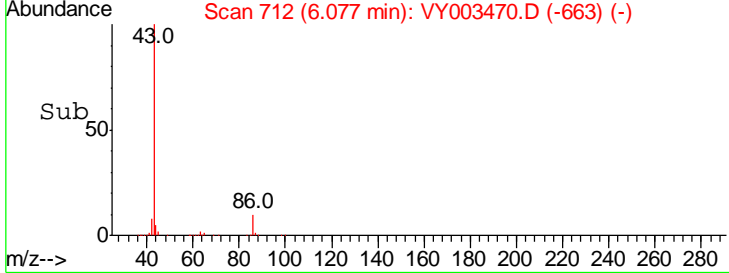
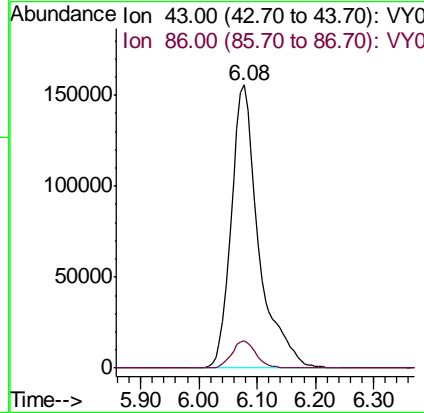
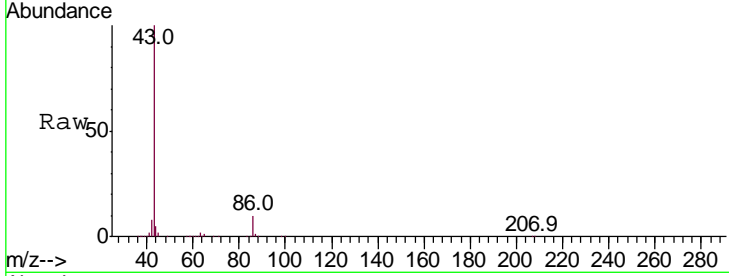




#23
 Vinyl Acetate
 Concen: 106.261 ug/l
 RT: 6.08 min Scan# 712
 Delta R.T. -0.00 min
 Lab File: VY003470.D
 Acq: 02 Nov 2020 14:20

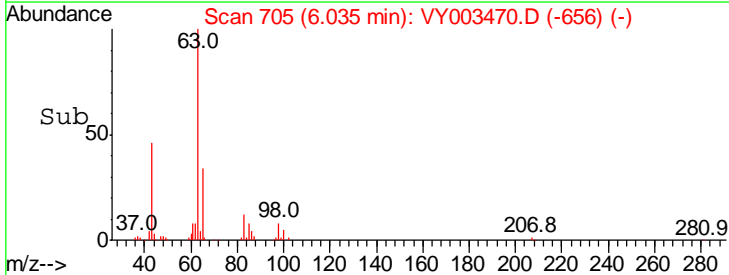
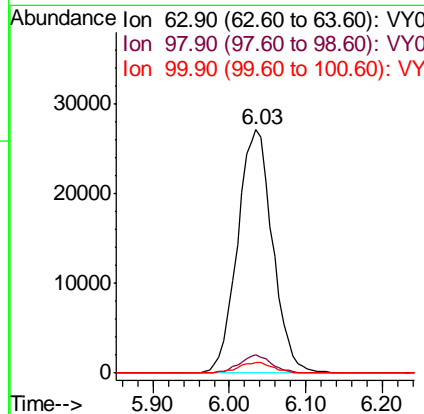
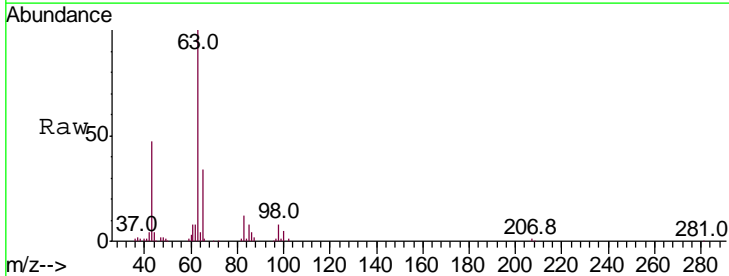
Instrument :
 MSVOA_Y
ClientSampled :
 VY1102SBSD01

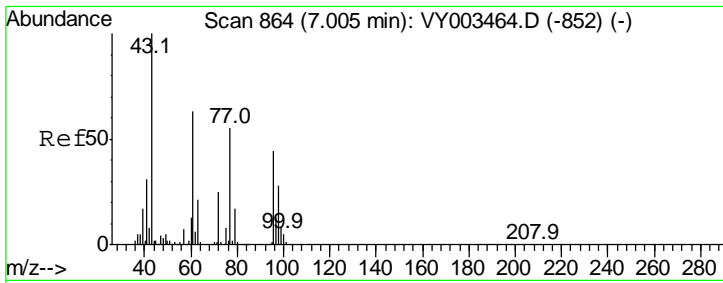
Tgt Ion	Ratio	Lower	Upper
43	100		
86	9.8	8.2	12.2



#24
 1,1-Dichloroethane
 Concen: 21.110 ug/l
 RT: 6.03 min Scan# 705
 Delta R.T. -0.00 min
 Lab File: VY003470.D
 Acq: 02 Nov 2020 14:20

Tgt Ion	Ratio	Lower	Upper
63	100		
98	7.8	3.6	10.8
100	4.5	2.3	6.9

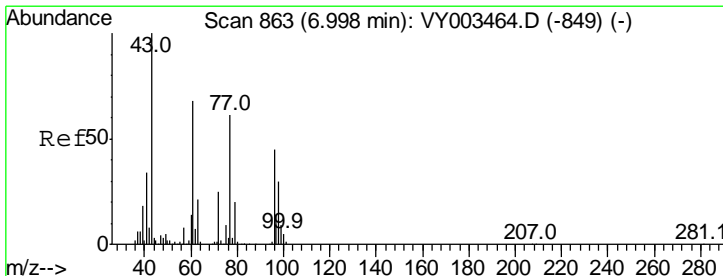
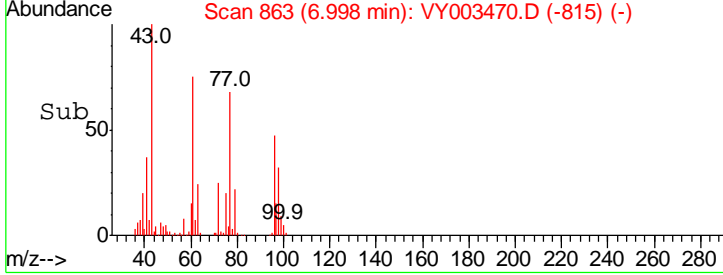
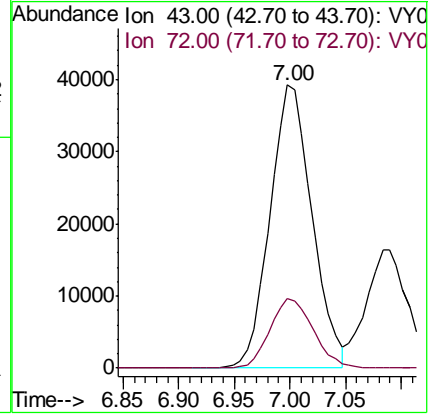
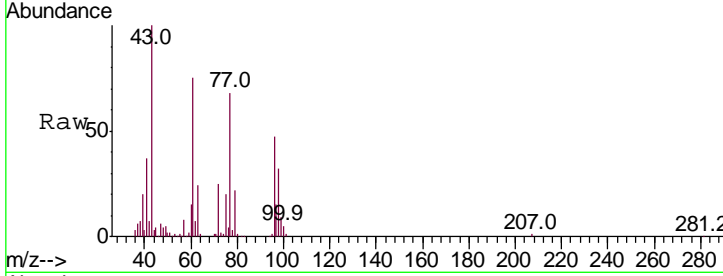




#25
 2-Butanone
 Concen: 99.464 ug/l
 RT: 7.00 min Scan# 863
 Delta R.T. -0.01 min
 Lab File: VY003470.D
 Acq: 02 Nov 2020 14:20

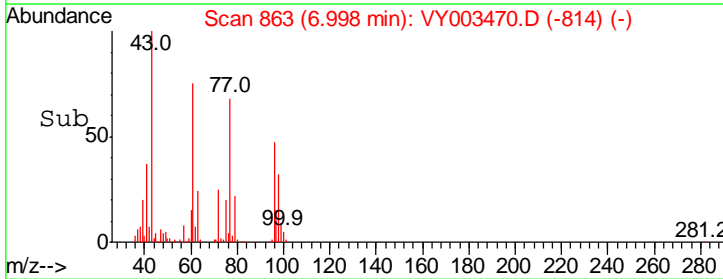
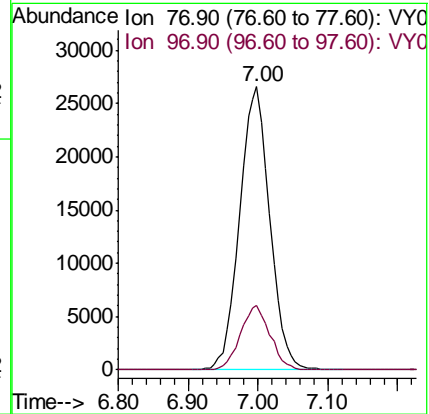
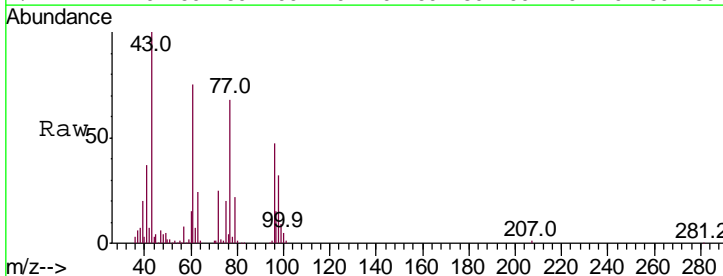
Instrument : MSVOA_Y
 ClientSampled : VY1102SBSD01

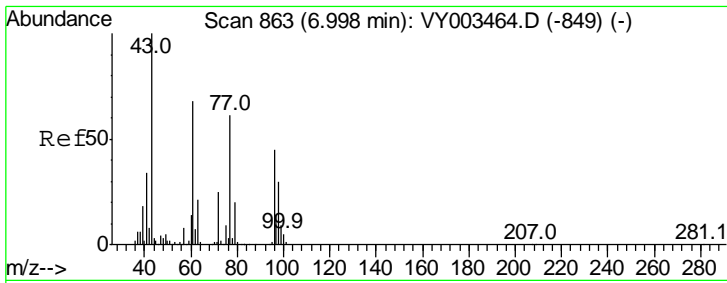
Tgt Ion	Resp	Lower	Upper
43	103090		
72	24.6	20.1	30.1



#26
 2,2-Dichloropropane
 Concen: 20.955 ug/l
 RT: 7.00 min Scan# 863
 Delta R.T. -0.00 min
 Lab File: VY003470.D
 Acq: 02 Nov 2020 14:20

Tgt Ion	Resp	Lower	Upper
77	79386		
97	22.1	11.2	33.6

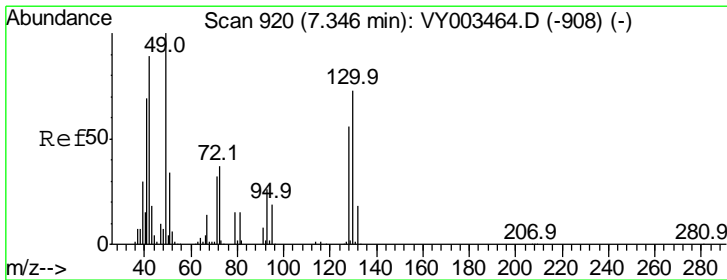
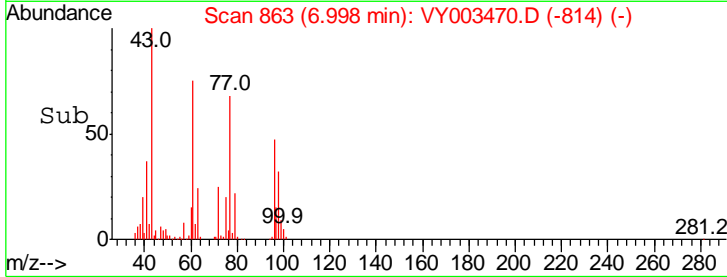
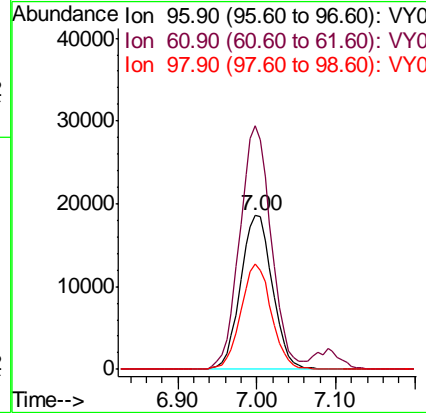
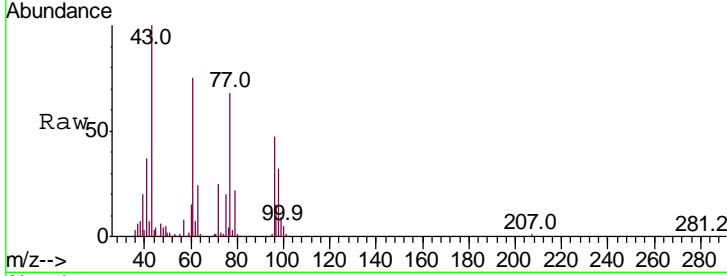




#27
 cis-1,2-Dichloroethene
 Concen: 20.925 ug/l
 RT: 7.00 min Scan# 863
 Delta R.T. -0.00 min
 Lab File: VY003470.D
 Acq: 02 Nov 2020 14:20

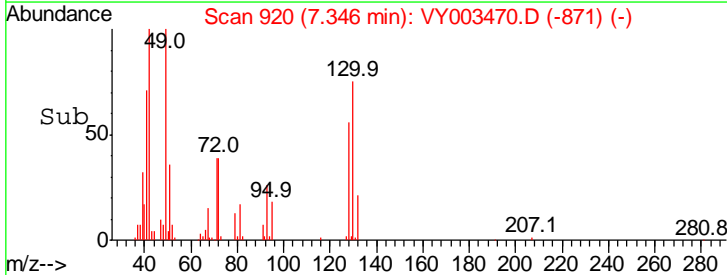
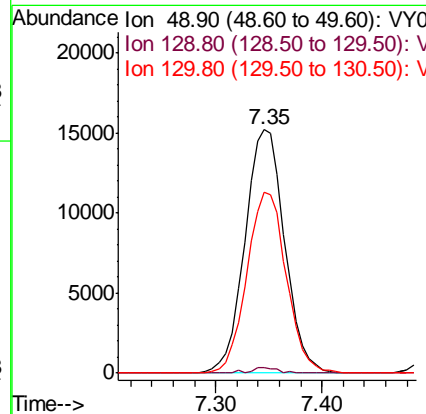
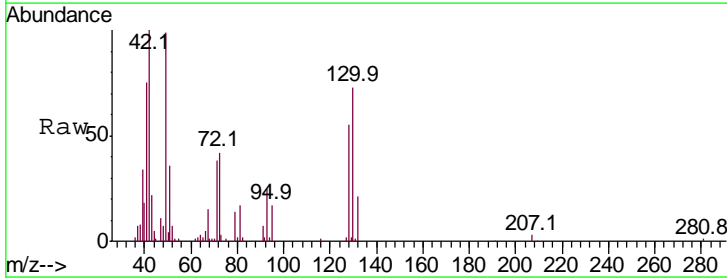
Instrument :
 MSVOA_Y
 ClientSampled :
 VY1102SBSD01

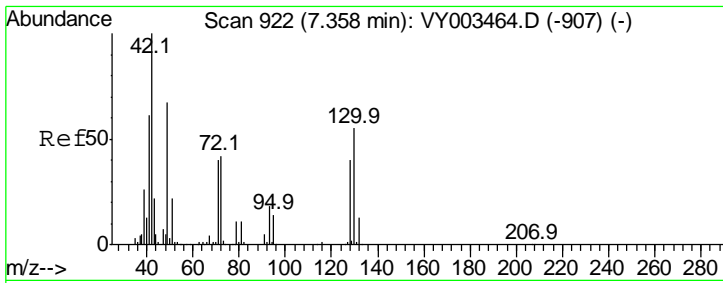
Tgt Ion	Resp	Lower	Upper
96	100		
61	154.3	0.0	299.2
98	65.1	0.0	128.6



#28
 Bromochloromethane
 Concen: 19.410 ug/l
 RT: 7.35 min Scan# 920
 Delta R.T. -0.00 min
 Lab File: VY003470.D
 Acq: 02 Nov 2020 14:20

Tgt Ion	Resp	Lower	Upper
49	100		
129	1.5	0.0	4.2
130	73.9	60.0	90.0

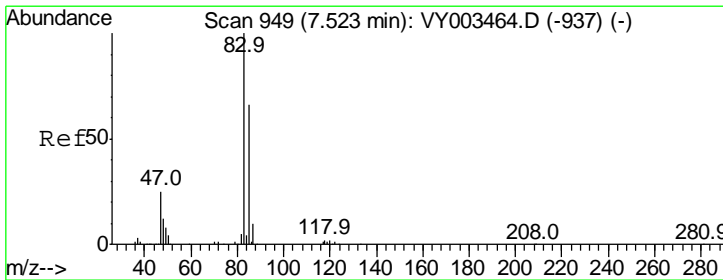
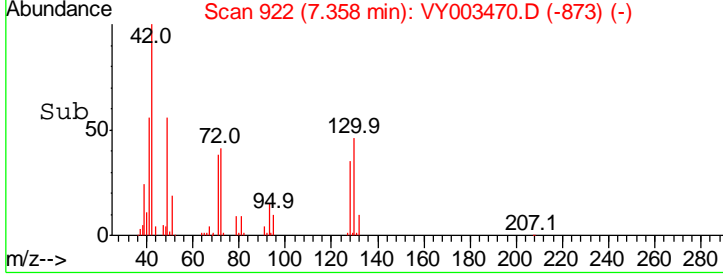
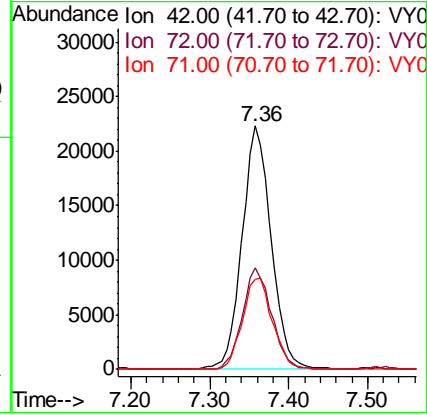
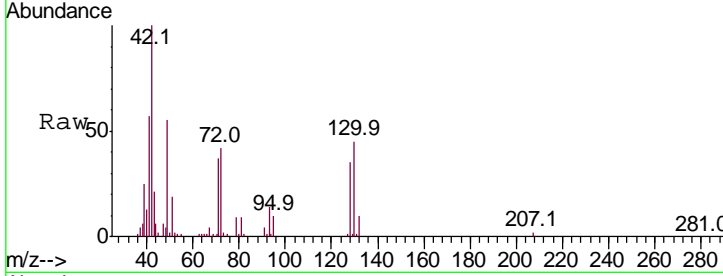




#29
 Tetrahydrofuran
 Concen: 105.950 ug/l
 RT: 7.36 min Scan# 922
 Delta R.T. -0.00 min
 Lab File: VY003470.D
 Acq: 02 Nov 2020 14:20

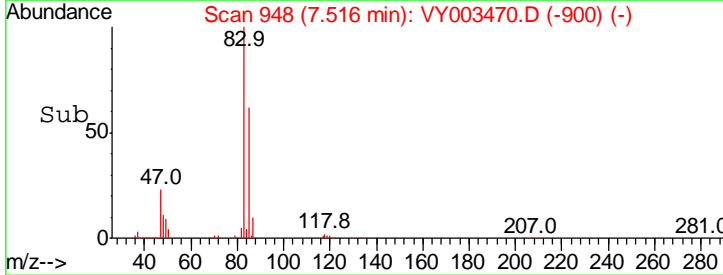
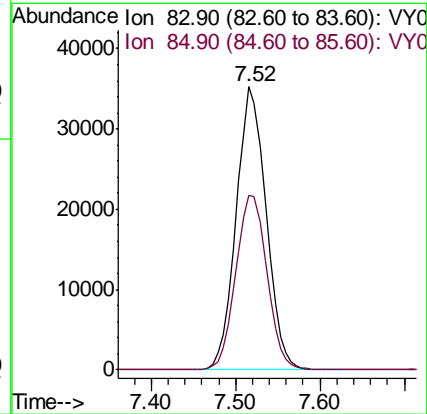
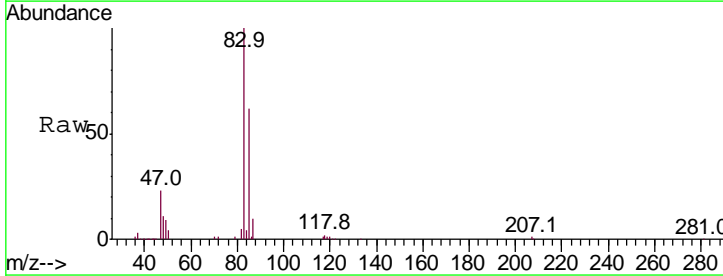
Instrument : MSVOA_Y
 ClientSampleId : VY1102SBSD01

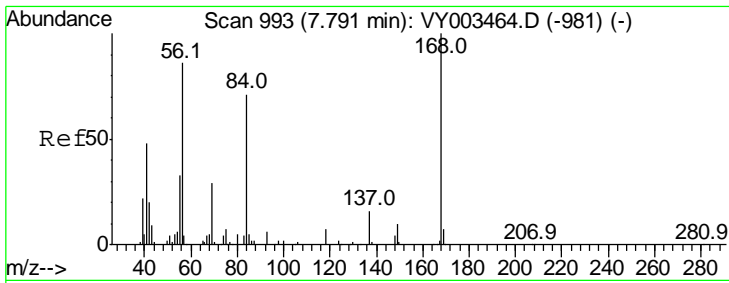
Tgt Ion	Resp	Lower	Upper
42	57381		
42	100		
72	41.6	32.8	49.2
71	38.4	30.7	46.1



#30
 Chloroform
 Concen: 21.228 ug/l
 RT: 7.52 min Scan# 948
 Delta R.T. -0.01 min
 Lab File: VY003470.D
 Acq: 02 Nov 2020 14:20

Tgt Ion	Resp	Lower	Upper
83	84788		
83	100		
85	61.7	52.6	79.0

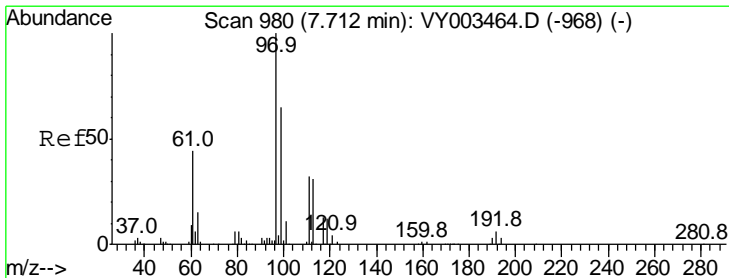
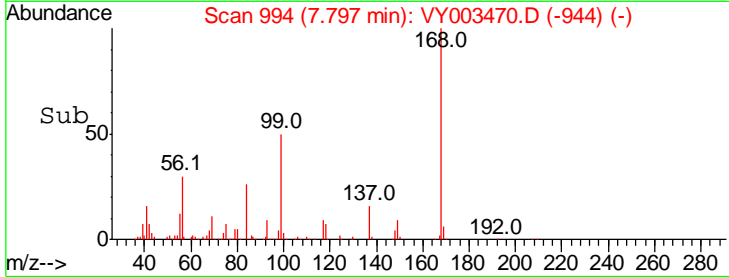
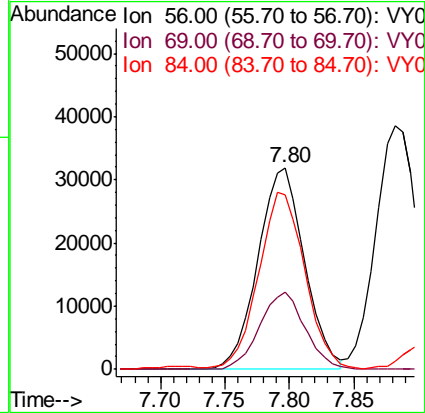
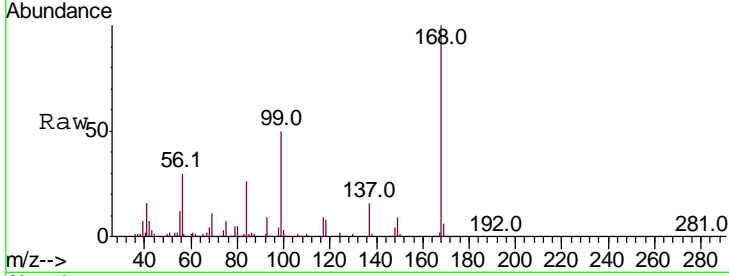




#31
 Cyclohexane
 Concen: 21.196 ug/l
 RT: 7.80 min Scan# 994
 Delta R.T. 0.01 min
 Lab File: VY003470.D
 Acq: 02 Nov 2020 14:20

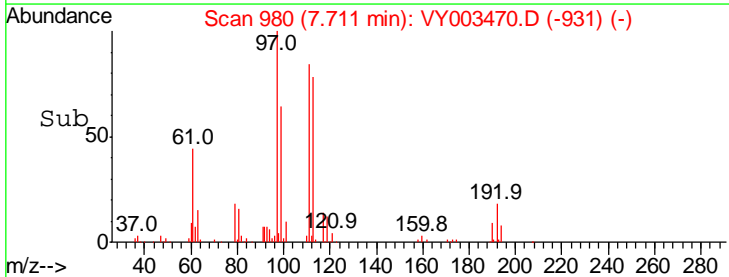
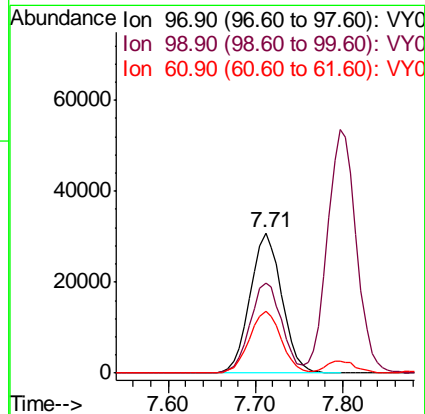
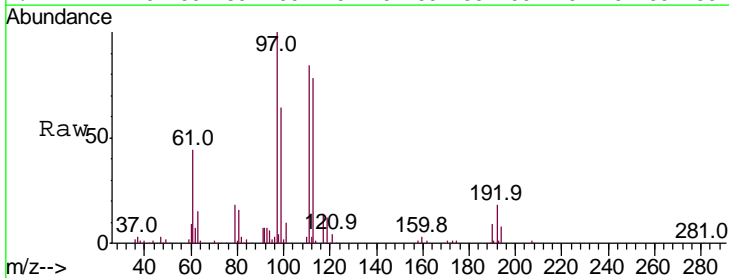
Instrument :
 MSVOA_Y
 ClientSampleID :
 VY1102SBSD01

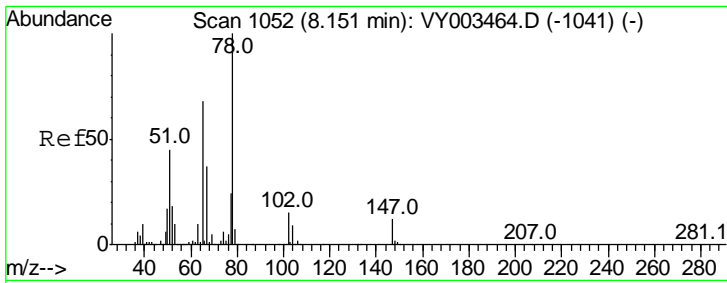
Tgt Ion	Resp	Lower	Upper
56	100		
69	38.2	26.6	39.8
84	85.0	65.9	98.9



#32
 1,1,1-Trichloroethane
 Concen: 20.851 ug/l
 RT: 7.71 min Scan# 980
 Delta R.T. -0.00 min
 Lab File: VY003470.D
 Acq: 02 Nov 2020 14:20

Tgt Ion	Resp	Lower	Upper
97	100		
99	64.4	51.6	77.4
61	44.2	35.1	52.7

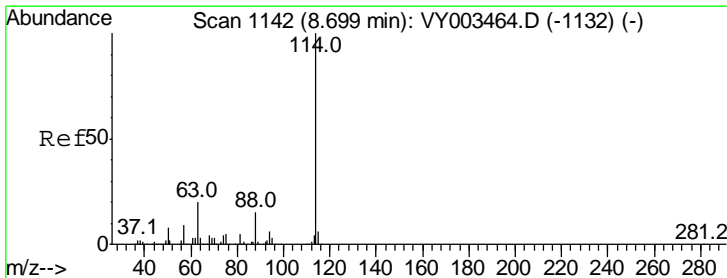
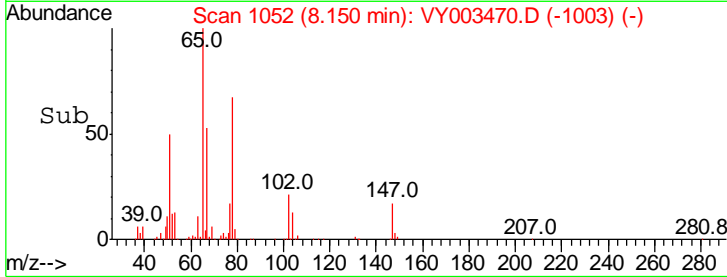
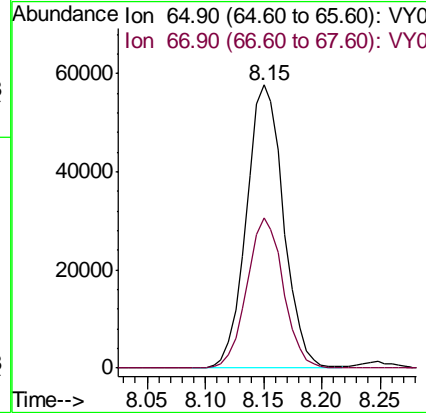
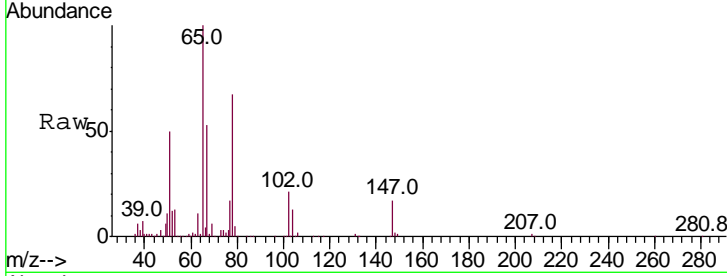




#33
 1,2-Dichloroethane-d4
 Concen: 51.049 ug/l
 RT: 8.15 min Scan# 1052
 Delta R.T. -0.00 min
 Lab File: VY003470.D
 Acq: 02 Nov 2020 14:20

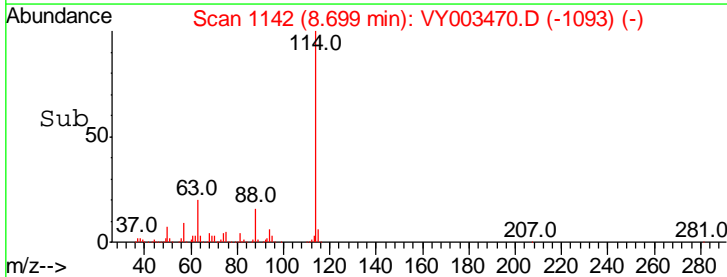
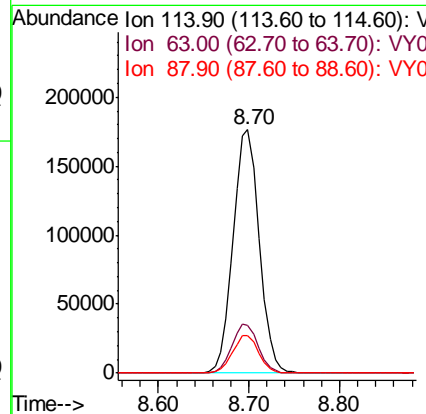
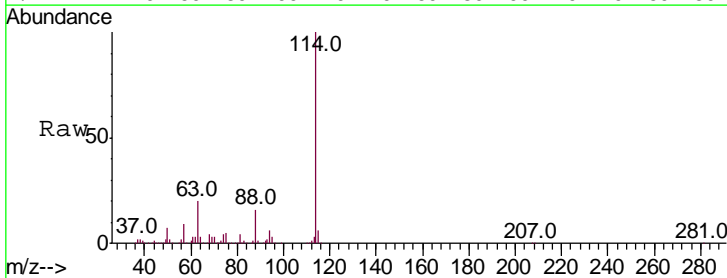
Instrument :
 MSVOA_Y
 ClientSampleId :
 VY1102SBSD01

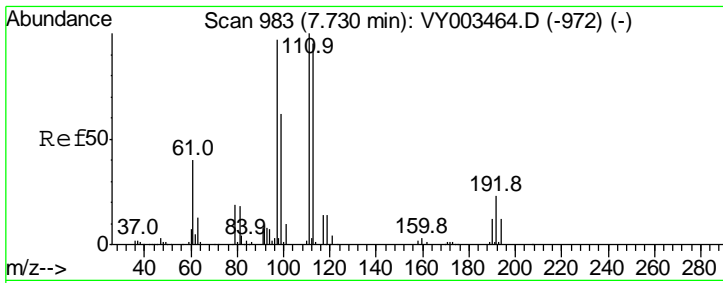
Tgt Ion	Resp	Lower	Upper
65	100		
67	52.1	0.0	106.0



#34
 1,4-Difluorobenzene
 Concen: 50.000 ug/l
 RT: 8.70 min Scan# 1142
 Delta R.T. -0.00 min
 Lab File: VY003470.D
 Acq: 02 Nov 2020 14:20

Tgt Ion	Resp	Lower	Upper
114	100		
63	19.9	0.0	40.6
88	15.6	0.0	29.4

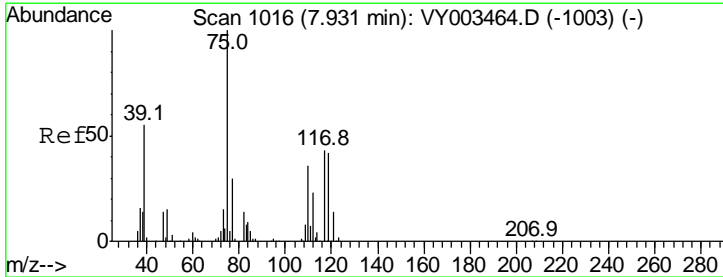
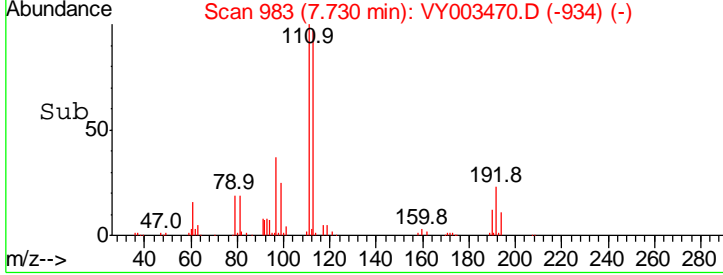
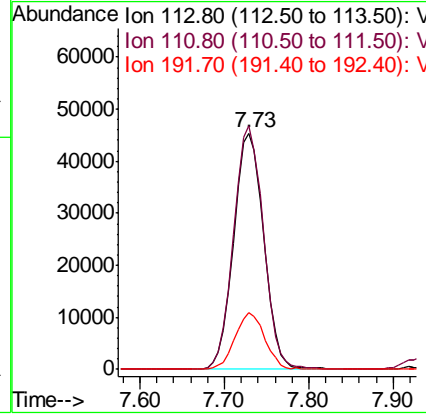
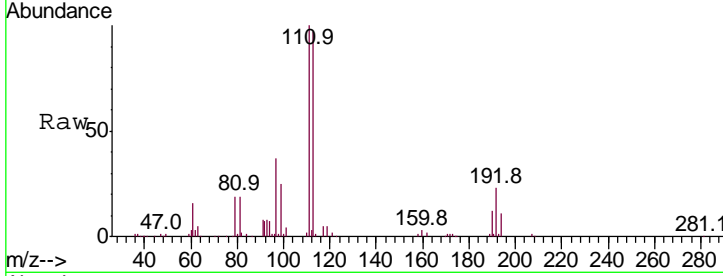




#35
 Dibromofluoromethane
 Concen: 50.983 ug/l
 RT: 7.73 min Scan# 983
 Delta R.T. -0.00 min
 Lab File: VY003470.D
 Acq: 02 Nov 2020 14:20

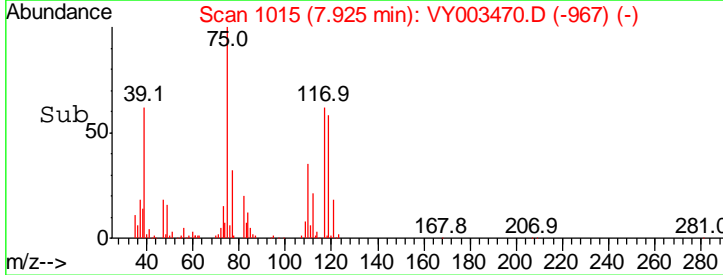
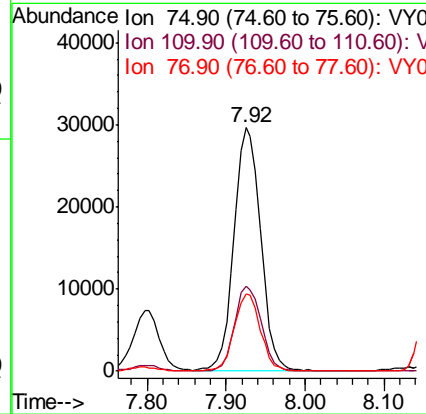
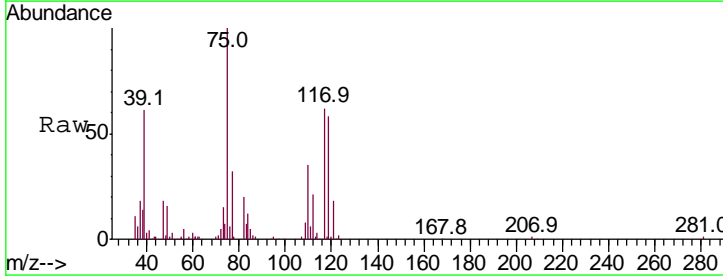
Instrument :
 MSVOA_Y
 ClientSampled :
 VY1102SBSD01

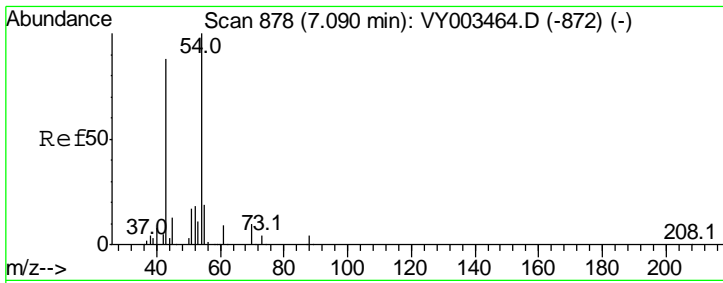
Tgt Ion	Resp	Lower	Upper
113	109585		
111	102.4	81.8	122.6
192	23.6	18.8	28.2



#36
 1,1-Dichloropropene
 Concen: 21.092 ug/l
 RT: 7.92 min Scan# 1015
 Delta R.T. -0.01 min
 Lab File: VY003470.D
 Acq: 02 Nov 2020 14:20

Tgt Ion	Resp	Lower	Upper
75	70244		
110	34.6	17.6	52.9
77	31.0	24.7	37.1

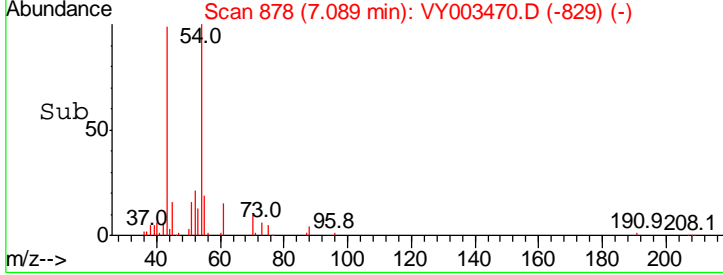
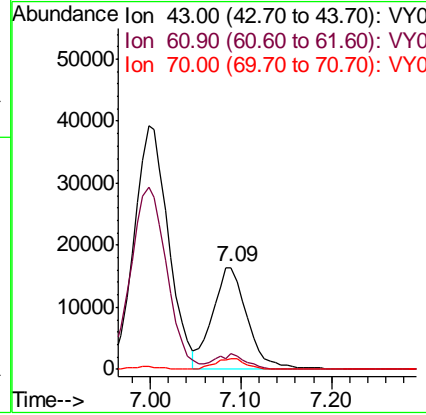
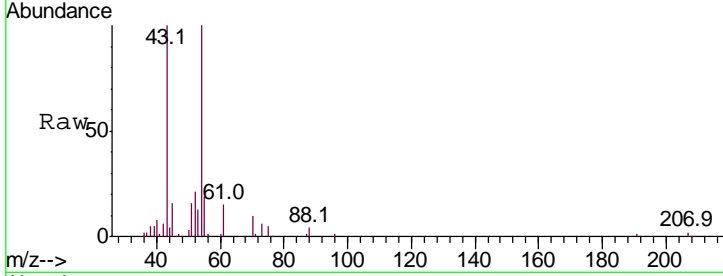




#37
 Ethyl Acetate
 Concen: 21.226 ug/l
 RT: 7.09 min Scan# 878
 Delta R.T. -0.00 min
 Lab File: VY003470.D
 Acq: 02 Nov 2020 14:20

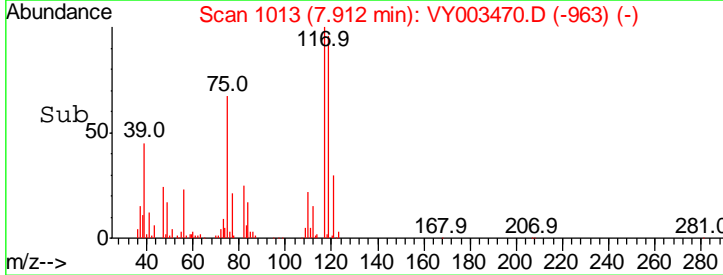
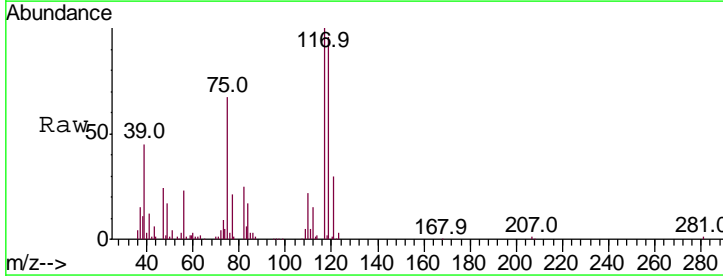
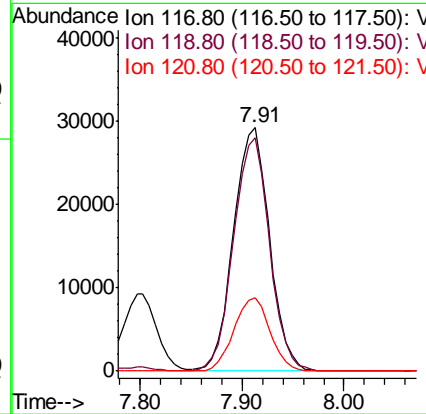
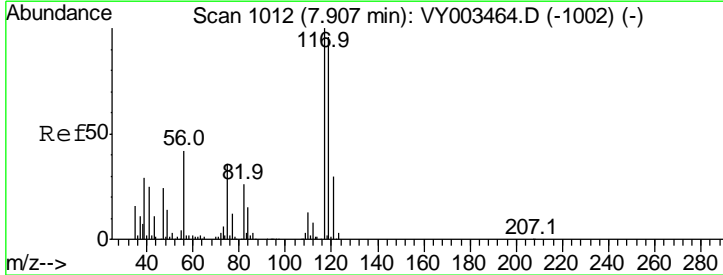
Instrument :
 MSVOA_Y
ClientSampled :
 VY1102SBSD01

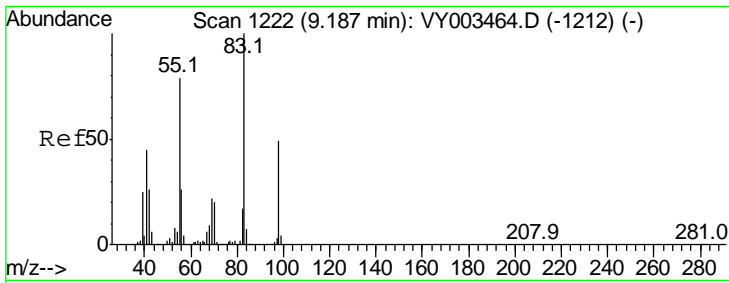
Tgt Ion	Resp	Lower	Upper
43	100		
61	13.0	11.0	16.6
70	9.6	7.9	11.9



#38
 Carbon Tetrachloride
 Concen: 20.709 ug/l
 RT: 7.91 min Scan# 1013
 Delta R.T. 0.01 min
 Lab File: VY003470.D
 Acq: 02 Nov 2020 14:20

Tgt Ion	Resp	Lower	Upper
117	100		
119	96.1	76.2	114.4
121	30.3	24.2	36.4

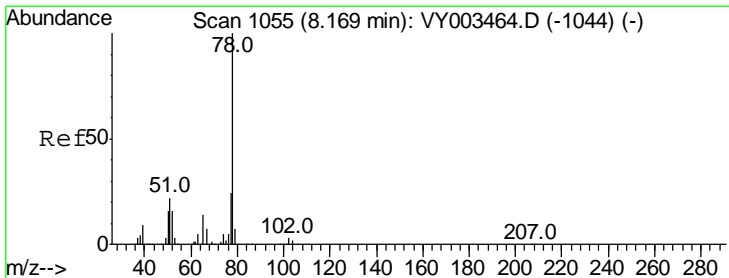
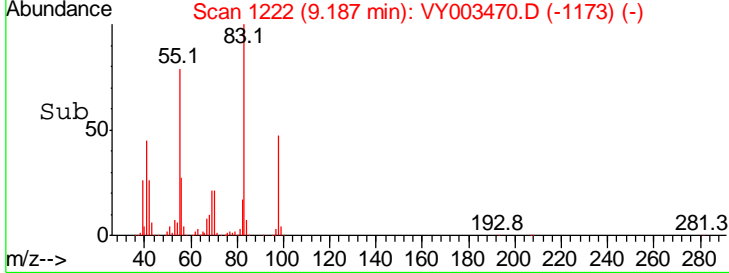
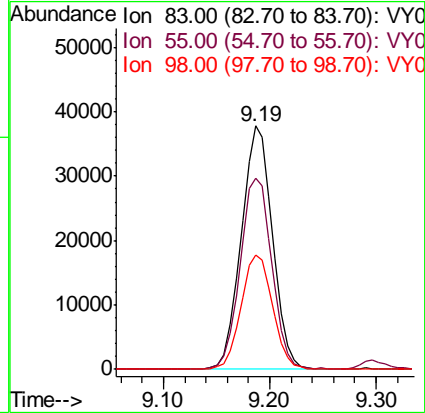
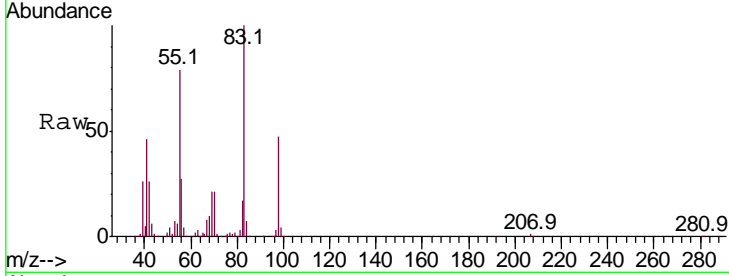




#39
 Methylcyclohexane
 Concen: 20.985 ug/l
 RT: 9.19 min Scan# 1222
 Delta R.T. -0.00 min
 Lab File: VY003470.D
 Acq: 02 Nov 2020 14:20

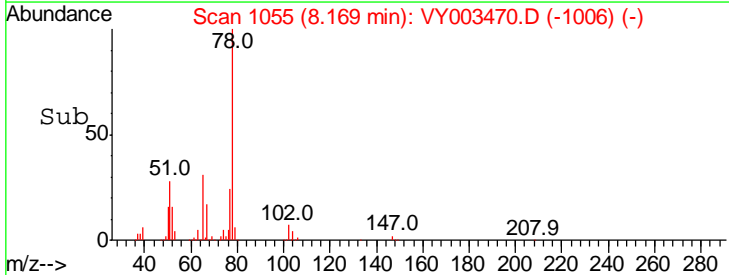
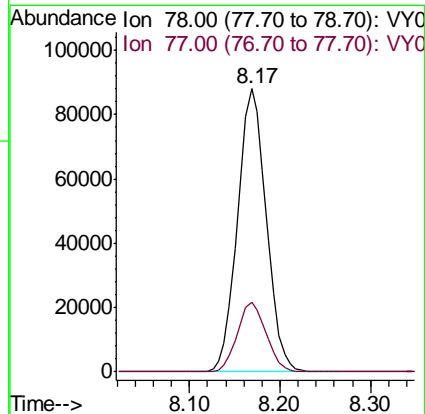
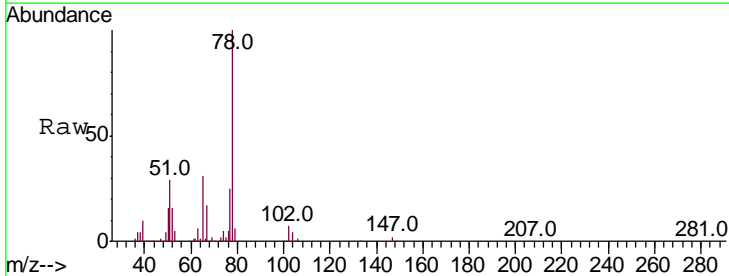
Instrument :
 MSVOA_Y
ClientSampleId :
 VY1102SBSD01

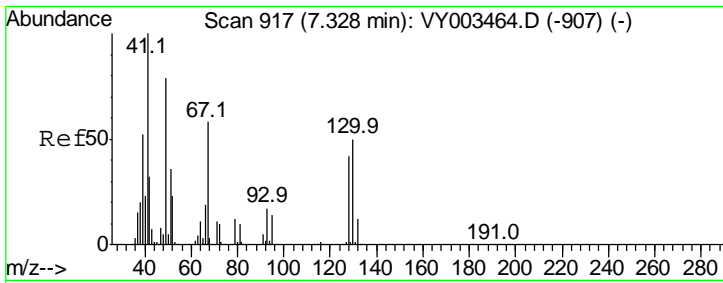
Tgt Ion	Resp	Lower	Upper
83	100		
55	78.6	63.5	95.3
98	47.1	39.4	59.2



#40
 Benzene
 Concen: 20.916 ug/l
 RT: 8.17 min Scan# 1055
 Delta R.T. -0.00 min
 Lab File: VY003470.D
 Acq: 02 Nov 2020 14:20

Tgt Ion	Resp	Lower	Upper
78	100		
77	24.6	19.4	29.0



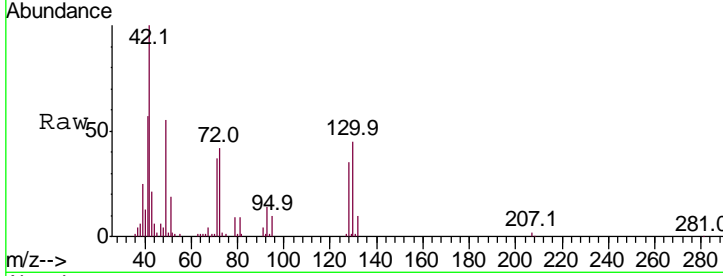


#41
 Methacrylonitrile
 Concen: 49.920 ug/l
 RT: 7.36 min Scan# 922
 Delta R.T. 0.03 min
 Lab File: VY003470.D
 Acq: 02 Nov 2020 14:20

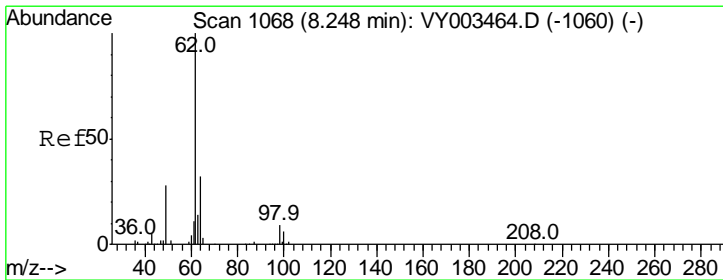
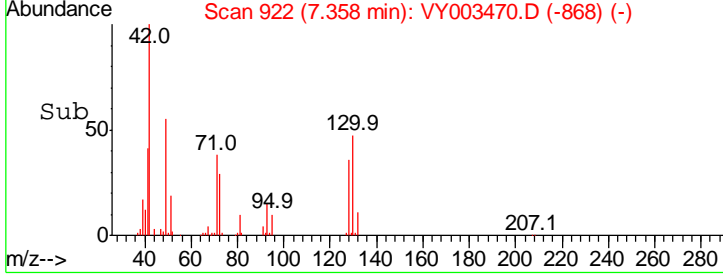
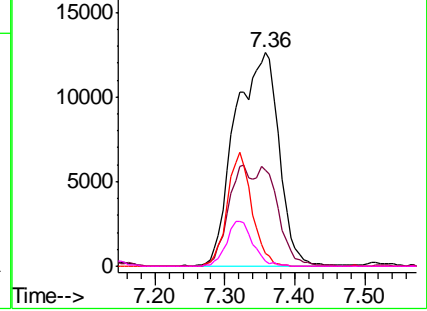
Instrument :
 MSVOA_Y
 ClientSampleId :
 VY1102SBSD01

Tgt Ion: 41 Resp: 55128

Ion	Ratio	Lower	Upper
41	100		
39	0.0	0.0	0.0
67	0.0	0.0	0.0
52	0.0	0.0	0.0



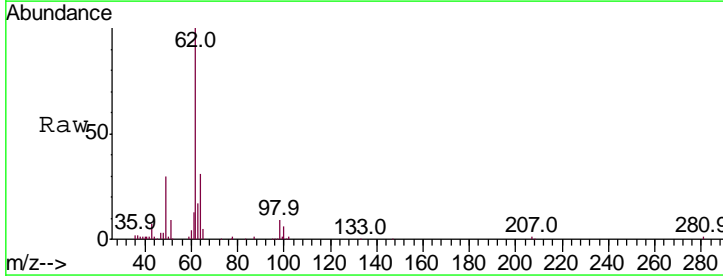
Abundance Ion 41.00 (40.70 to 41.70): VY0
 Ion 39.00 (38.70 to 39.70): VY0
 Ion 67.00 (66.70 to 67.70): VY0
 Ion 52.00 (51.70 to 52.70): VY0



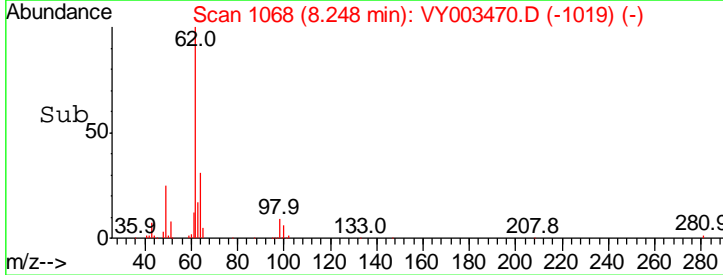
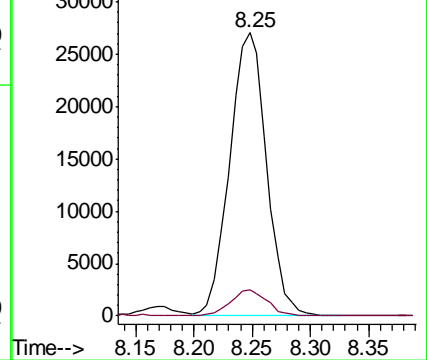
#42
 1,2-Dichloroethane
 Concen: 20.448 ug/l
 RT: 8.25 min Scan# 1068
 Delta R.T. -0.00 min
 Lab File: VY003470.D
 Acq: 02 Nov 2020 14:20

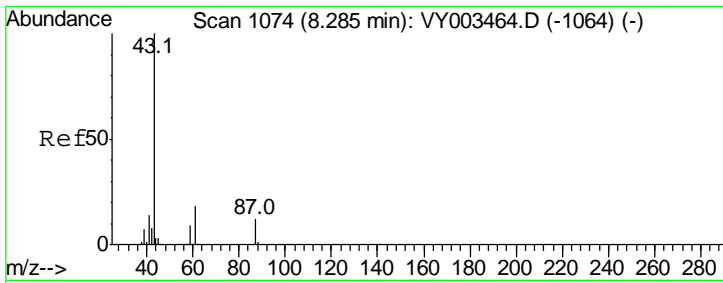
Tgt Ion: 62 Resp: 59381

Ion	Ratio	Lower	Upper
62	100		
98	9.1	0.0	18.2



Abundance Ion 61.90 (61.60 to 62.60): VY0
 Ion 97.90 (97.60 to 98.60): VY0

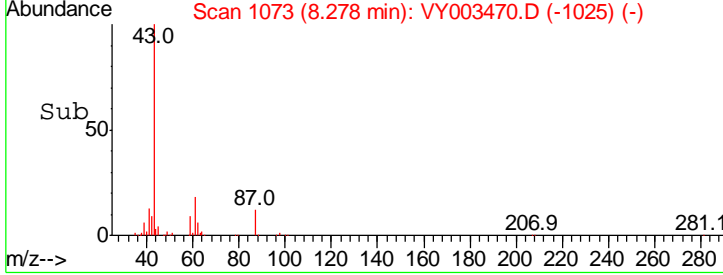
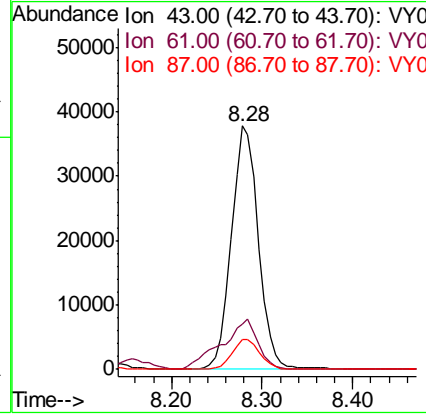
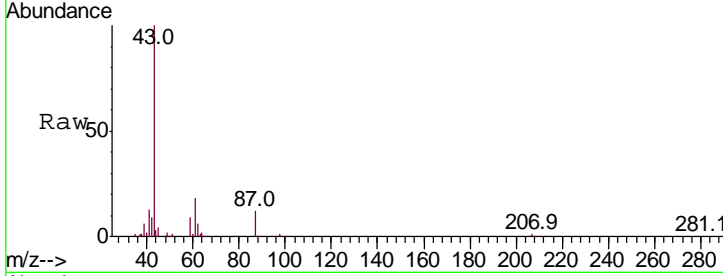




#43
 Isopropyl Acetate
 Concen: 21.118 ug/l
 RT: 8.28 min Scan# 1073
 Delta R.T. -0.01 min
 Lab File: VY003470.D
 Acq: 02 Nov 2020 14:20

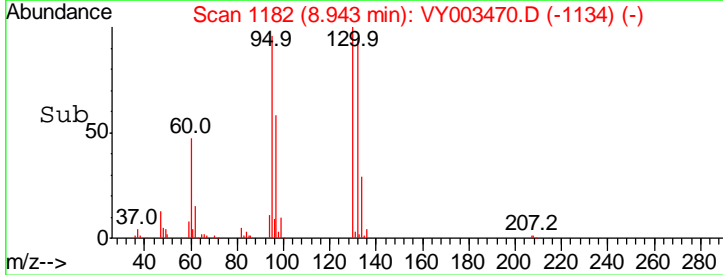
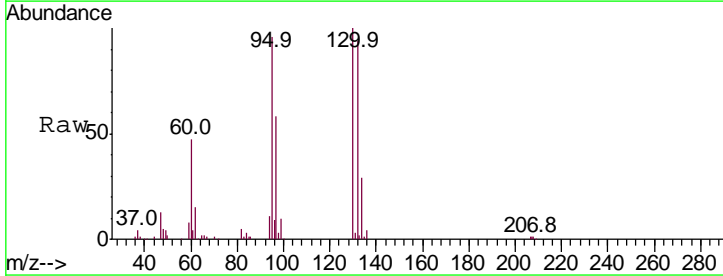
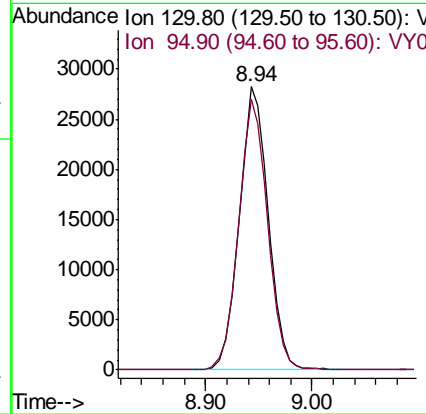
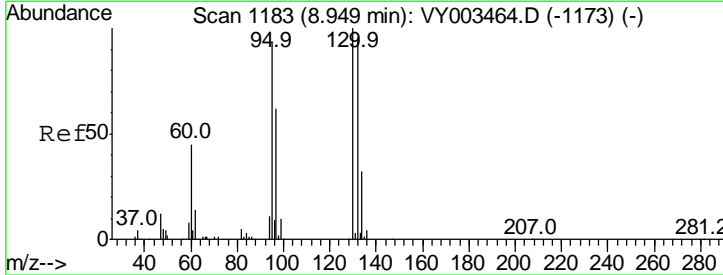
Instrument :
 MSVOA_Y
 ClientSampleId :
 VY1102SBSD01

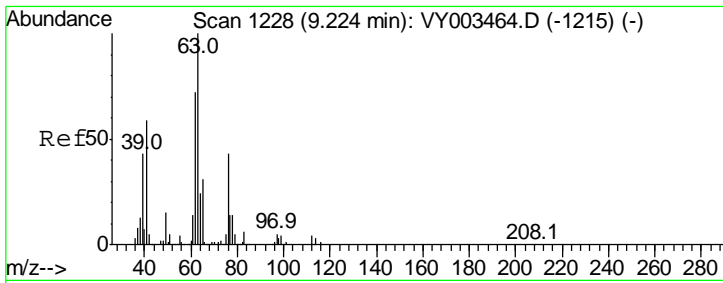
Tgt Ion	Resp	Lower	Upper
43	100		
61	27.5	21.9	32.9
87	12.5	10.0	15.0



#44
 Trichloroethene
 Concen: 20.696 ug/l
 RT: 8.94 min Scan# 1182
 Delta R.T. -0.01 min
 Lab File: VY003470.D
 Acq: 02 Nov 2020 14:20

Tgt Ion	Resp	Lower	Upper
130	100		
95	95.6	0.0	186.6

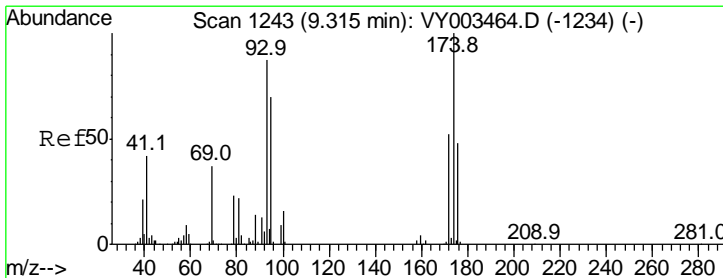
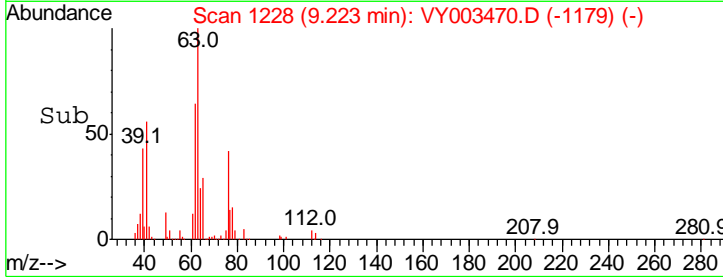
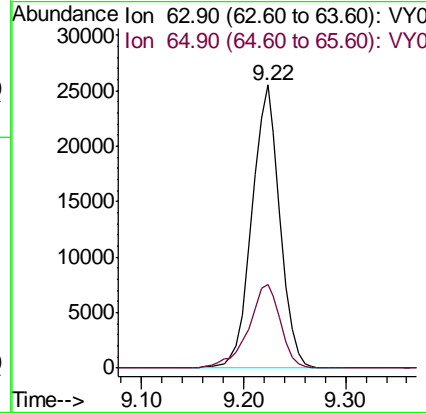
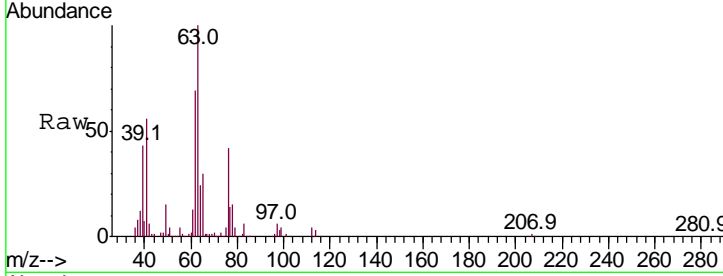




#45
 1,2-Dichloropropane
 Concen: 20.810 ug/l
 RT: 9.22 min Scan# 1228
 Delta R.T. -0.00 min
 Lab File: VY003470.D
 Acq: 02 Nov 2020 14:20

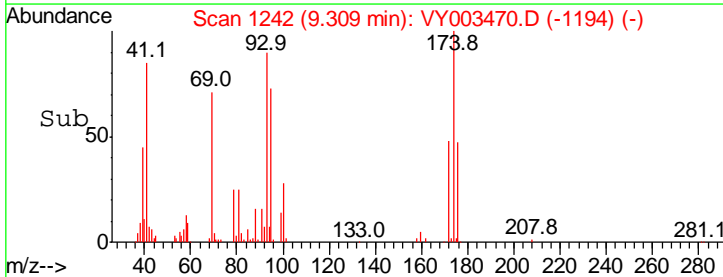
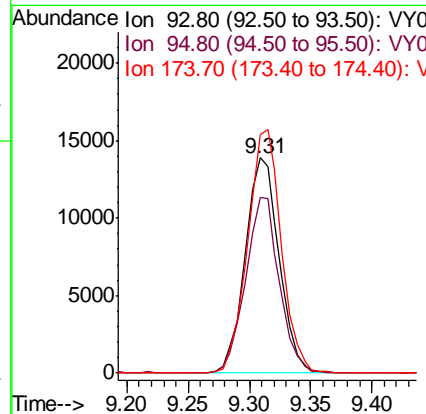
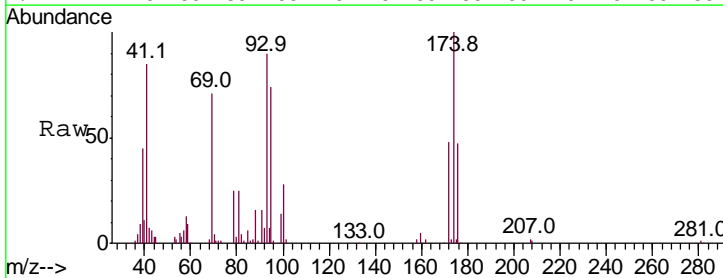
Instrument : MSVOA_Y
 ClientSampleId : VY1102SBSD01

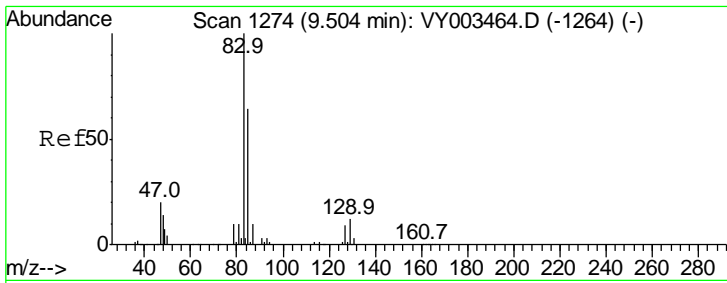
Tgt Ion	Resp	Lower	Upper
63	100		
65	29.7	24.6	36.8



#46
 Dibromomethane
 Concen: 20.736 ug/l
 RT: 9.31 min Scan# 1242
 Delta R.T. -0.01 min
 Lab File: VY003470.D
 Acq: 02 Nov 2020 14:20

Tgt Ion	Resp	Lower	Upper
93	100		
95	81.2	65.0	97.6
174	112.5	91.8	137.6

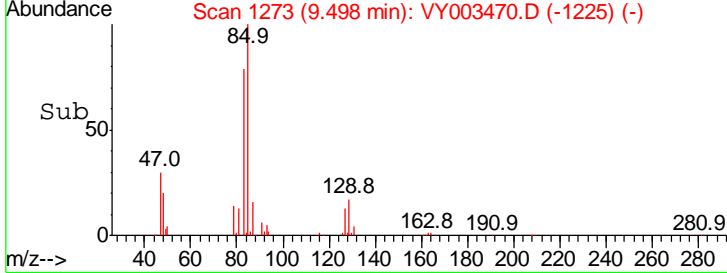
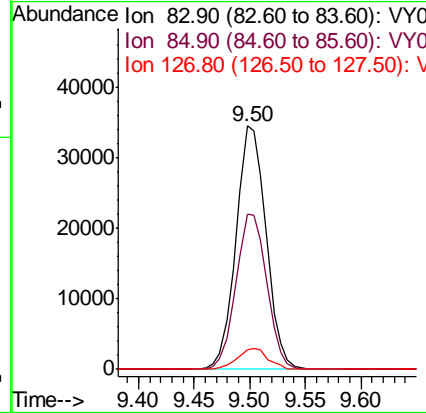
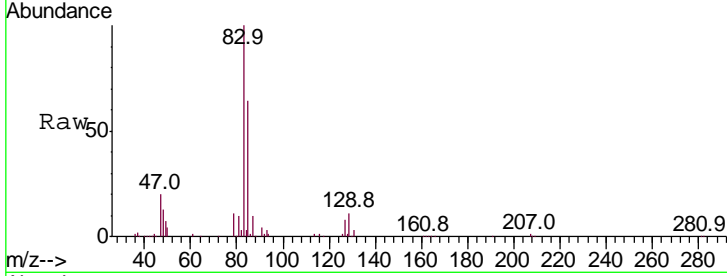




#47
 Bromodichloromethane
 Concen: 20.453 ug/l
 RT: 9.50 min Scan# 1273
 Delta R.T. -0.01 min
 Lab File: VY003470.D
 Acq: 02 Nov 2020 14:20

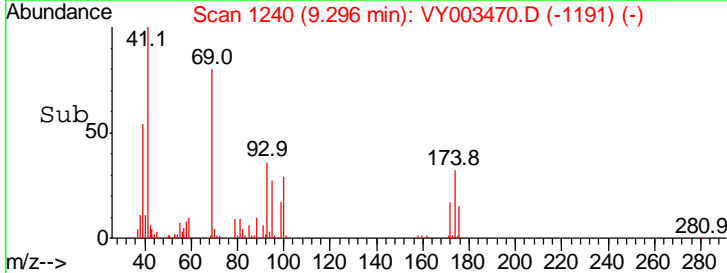
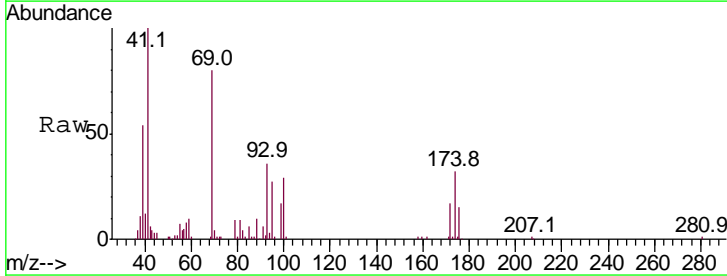
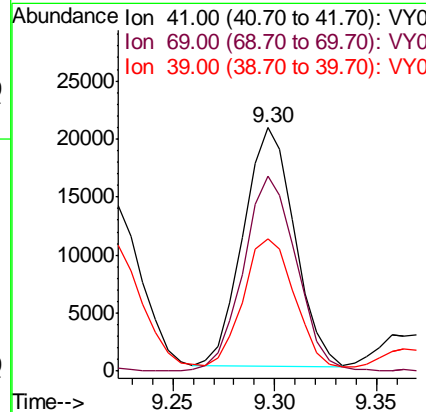
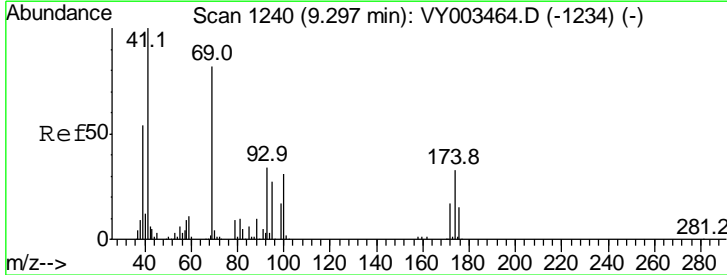
Instrument : MSVOA_Y
 ClientSampleId : VY1102SBSD01

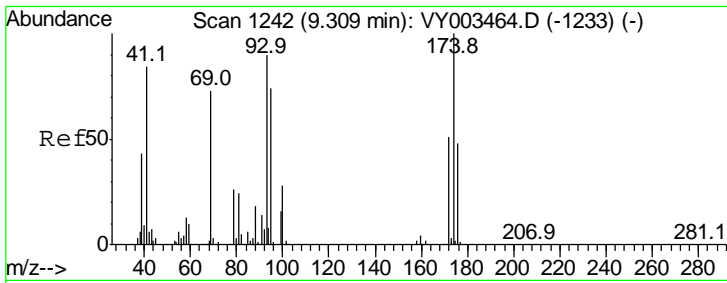
Tgt Ion	Resp	Lower	Upper
83	100		
85	63.5	51.0	76.6
127	8.3	7.1	10.7



#48
 Methyl methacrylate
 Concen: 20.623 ug/l
 RT: 9.30 min Scan# 1240
 Delta R.T. -0.00 min
 Lab File: VY003470.D
 Acq: 02 Nov 2020 14:20

Tgt Ion	Resp	Lower	Upper
41	100		
69	83.8	65.9	98.9
39	56.7	43.2	64.8

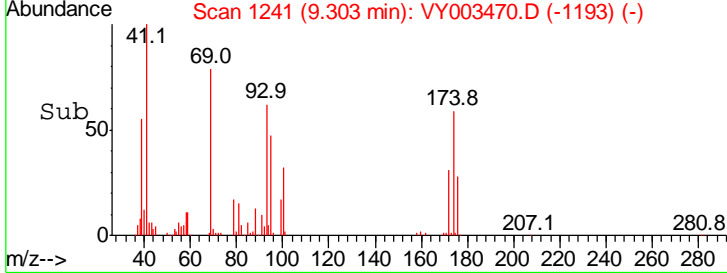
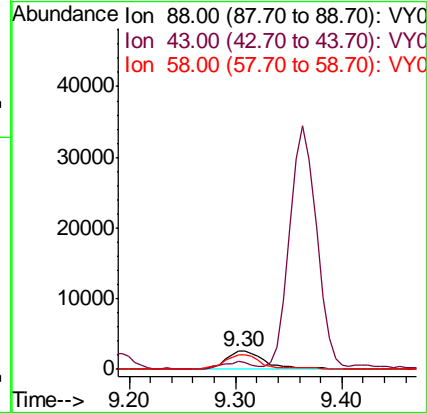
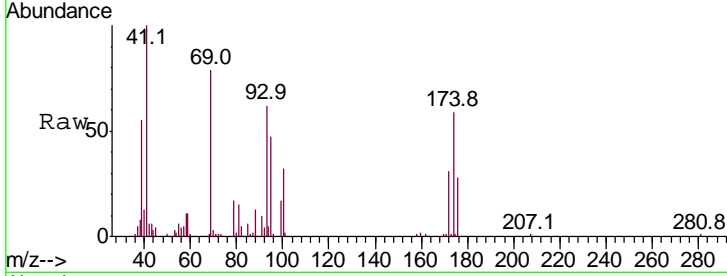




#49
 1,4-Dioxane
 Concen: 415.826 ug/l
 RT: 9.30 min Scan# 1241
 Delta R.T. -0.01 min
 Lab File: VY003470.D
 Acq: 02 Nov 2020 14:20

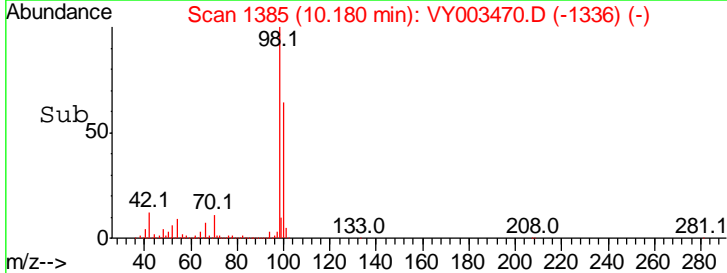
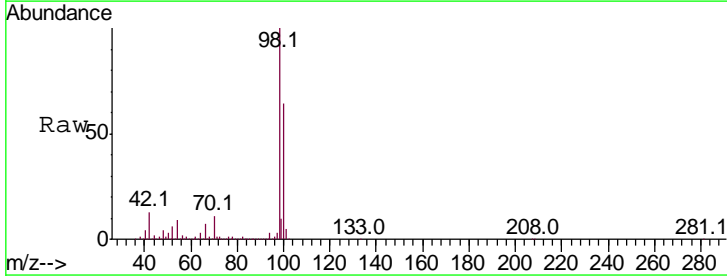
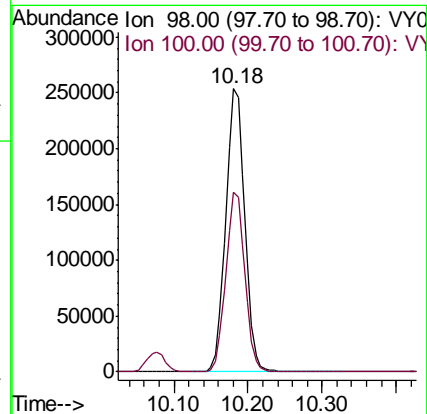
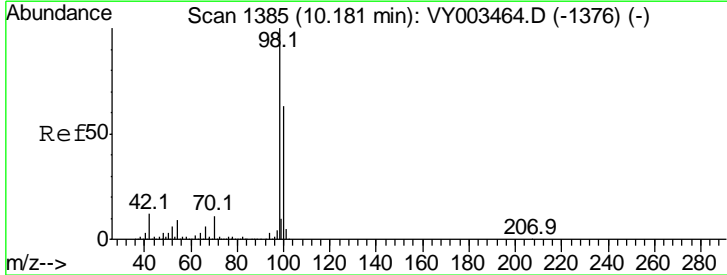
Instrument :
 MSVOA_Y
 ClientSampleID :
 VY1102SBSD01

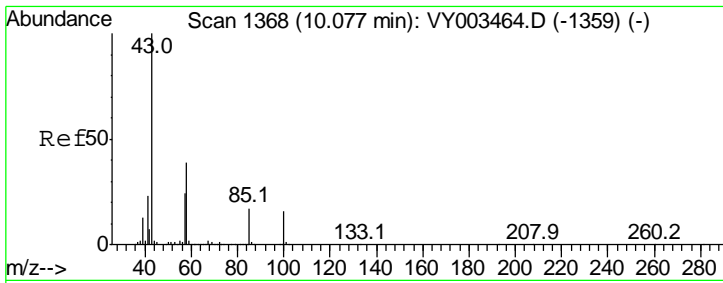
Tgt Ion	Resp	Lower	Upper
88	6681		
88	100		
43	30.5	27.6	41.4
58	81.2	54.2	81.2#



#50
 Toluene-d8
 Concen: 50.436 ug/l
 RT: 10.18 min Scan# 1385
 Delta R.T. -0.00 min
 Lab File: VY003470.D
 Acq: 02 Nov 2020 14:20

Tgt Ion	Resp	Lower	Upper
98	450992		
98	100		
100	63.7	50.9	76.3

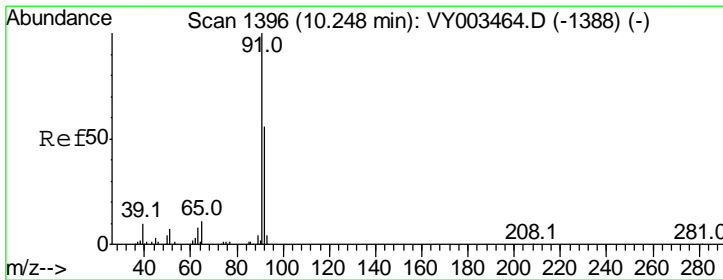
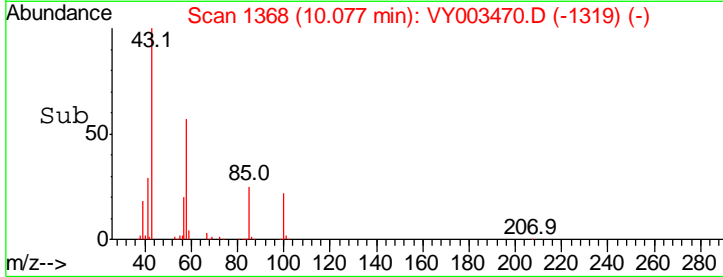
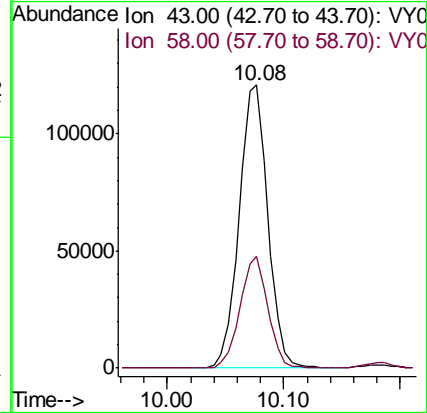
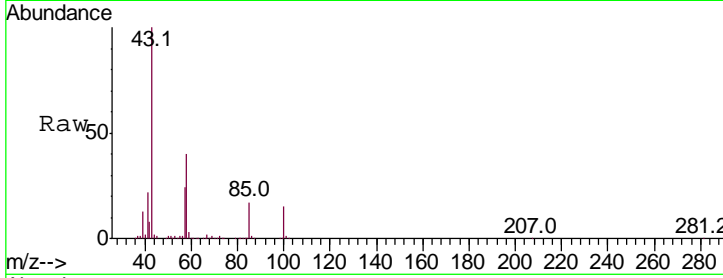




#51
 4-Methyl-2-Pentanone
 Concen: 104.845 ug/l
 RT: 10.08 min Scan# 1368
 Delta R.T. -0.00 min
 Lab File: VY003470.D
 Acq: 02 Nov 2020 14:20

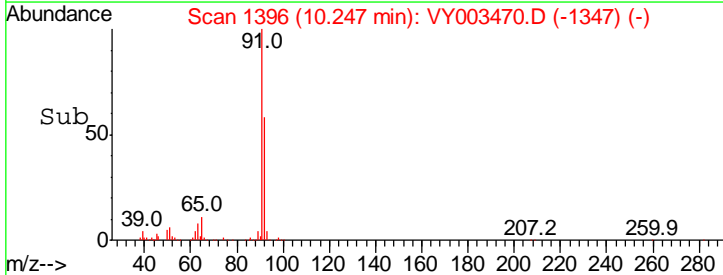
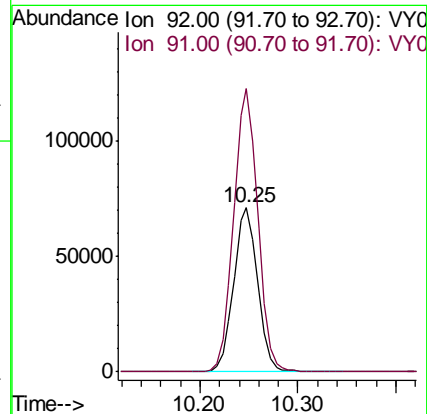
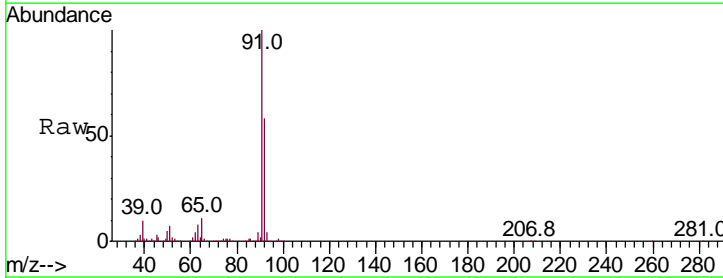
Instrument :
 MSVOA_Y
 ClientSampled :
 VY1102SBSD01

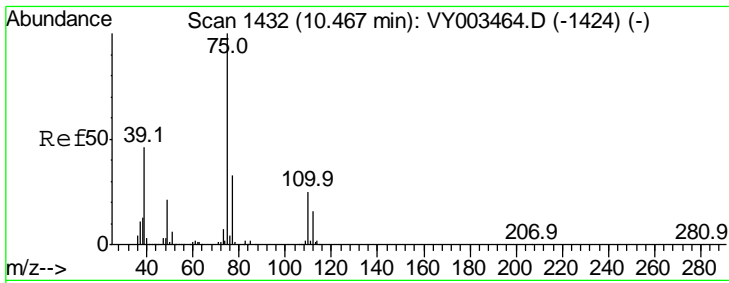
Tgt Ion: 43 Resp: 207612
 Ion Ratio Lower Upper
 43 100
 58 38.3 31.0 46.4



#52
 Toluene
 Concen: 20.883 ug/l
 RT: 10.25 min Scan# 1396
 Delta R.T. -0.00 min
 Lab File: VY003470.D
 Acq: 02 Nov 2020 14:20

Tgt Ion: 92 Resp: 121055
 Ion Ratio Lower Upper
 92 100
 91 173.4 140.2 210.4

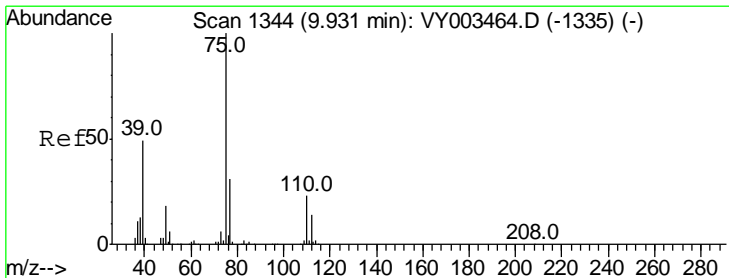
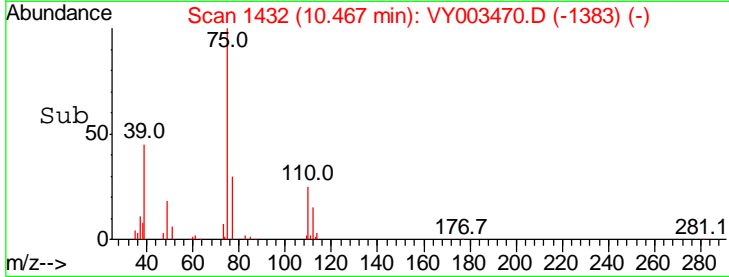
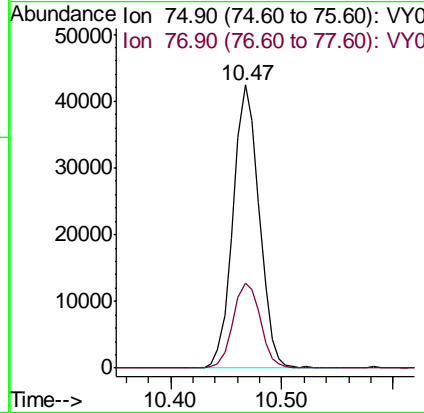
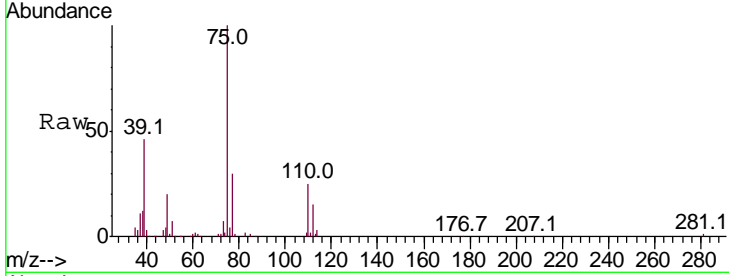




#53
 t-1,3-Dichloropropene
 Concen: 20.631 ug/l
 RT: 10.47 min Scan# 1432
 Delta R.T. -0.00 min
 Lab File: VY003470.D
 Acq: 02 Nov 2020 14:20

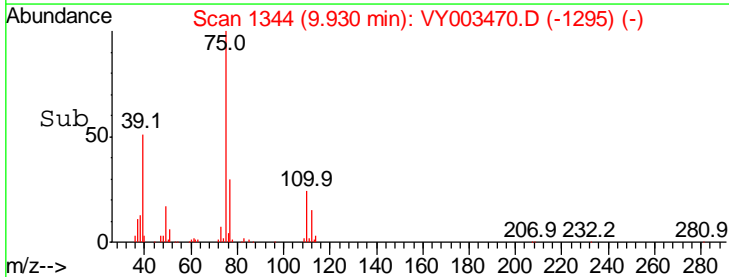
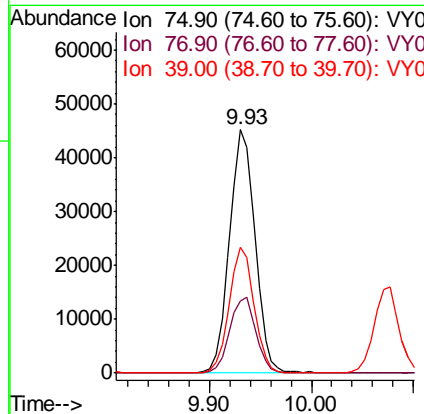
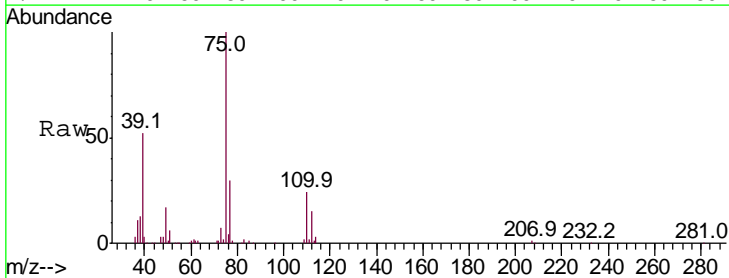
Instrument : MSVOA_Y
 ClientSampleId : VY1102SBSD01

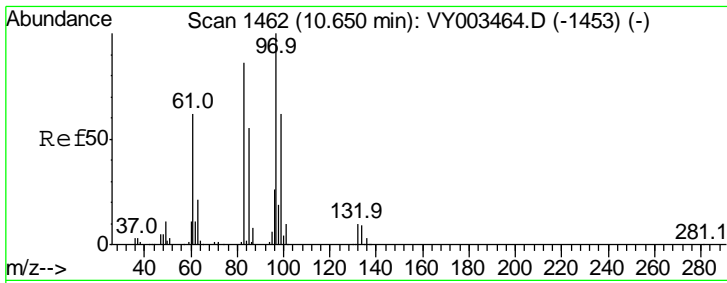
Tgt Ion	Resp	Lower	Upper
75	100		
77	30.0	26.2	39.4



#54
 cis-1,3-Dichloropropene
 Concen: 20.769 ug/l
 RT: 9.93 min Scan# 1344
 Delta R.T. -0.00 min
 Lab File: VY003470.D
 Acq: 02 Nov 2020 14:20

Tgt Ion	Resp	Lower	Upper
75	100		
77	29.8	24.5	36.7
39	51.6	39.0	58.4

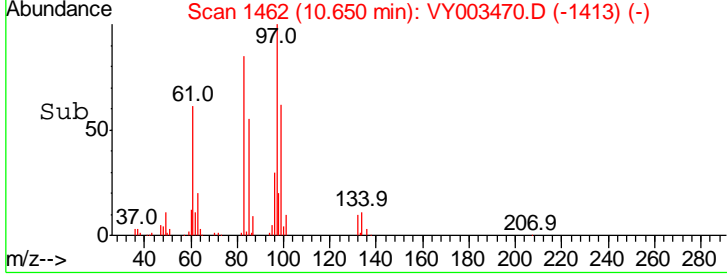
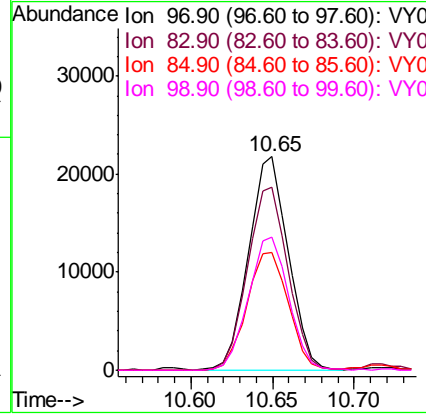
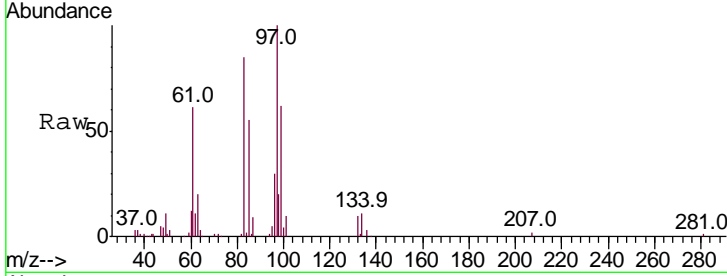




#55
 1,1,2-Trichloroethane
 Concen: 20.233 ug/l
 RT: 10.65 min Scan# 1462
 Delta R.T. -0.00 min
 Lab File: VY003470.D
 Acq: 02 Nov 2020 14:20

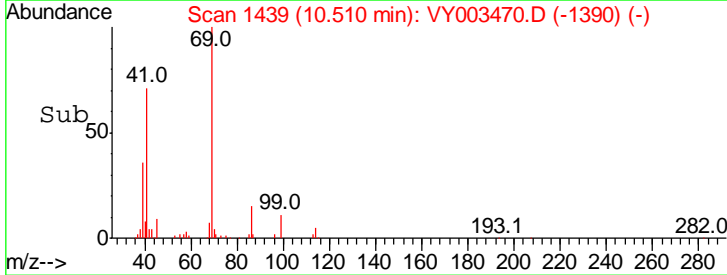
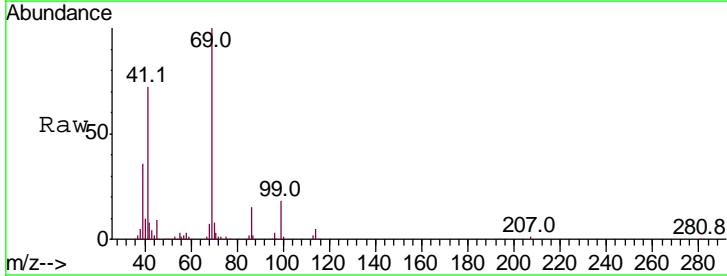
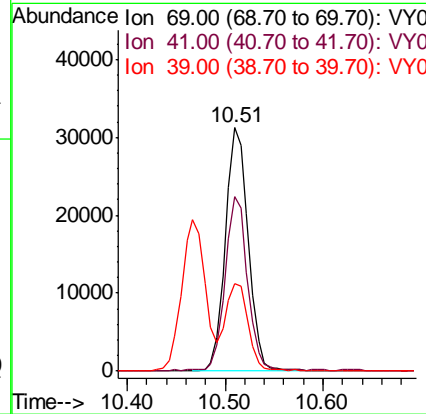
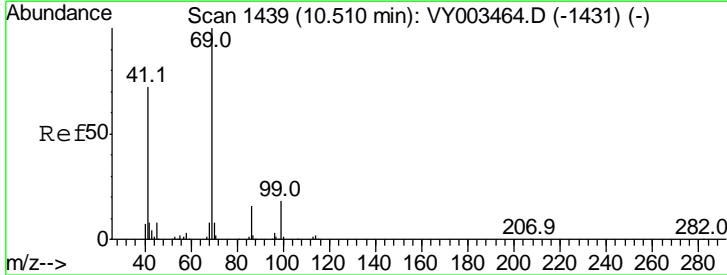
Instrument : MSVOA_Y
 ClientSampleId : VY1102SBSD01

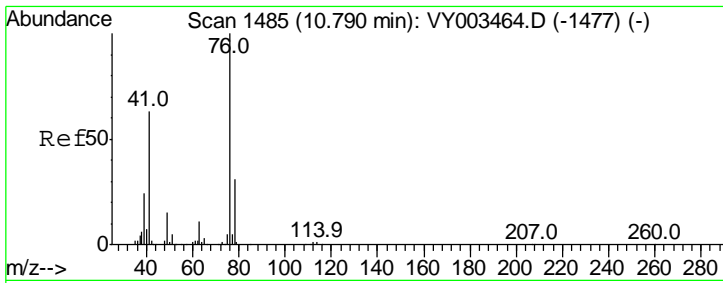
Tgt Ion	Resp	Lower	Upper
97	100		
83	85.4	68.6	102.8
85	55.2	43.8	65.6
99	62.2	49.9	74.9



#56
 Ethyl methacrylate
 Concen: 20.761 ug/l
 RT: 10.51 min Scan# 1439
 Delta R.T. -0.00 min
 Lab File: VY003470.D
 Acq: 02 Nov 2020 14:20

Tgt Ion	Resp	Lower	Upper
69	100		
41	70.6	55.4	83.2
39	35.3	28.7	43.1

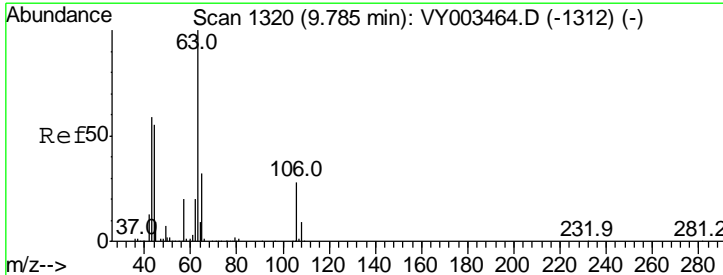
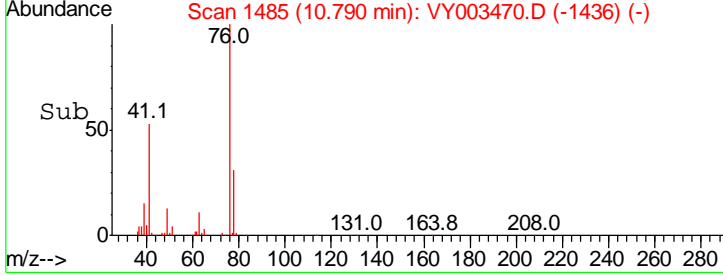
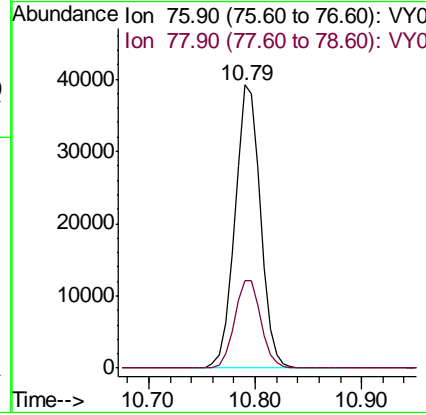
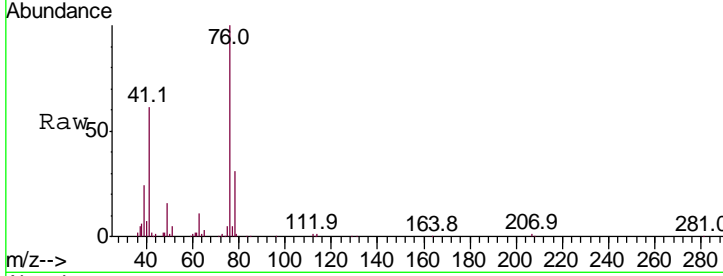




#57
 1,3-Dichloropropane
 Concen: 20.733 ug/l
 RT: 10.79 min Scan# 1485
 Delta R.T. -0.00 min
 Lab File: VY003470.D
 Acq: 02 Nov 2020 14:20

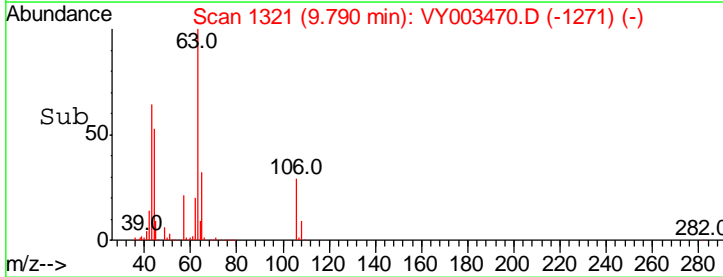
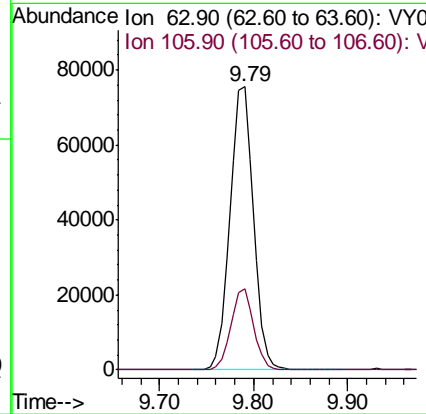
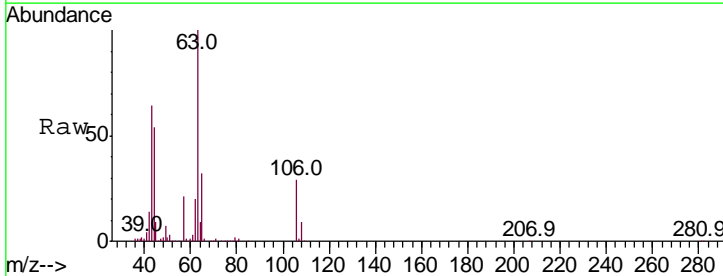
Instrument : MSVOA_Y
 ClientSampled : VY1102SBSD01

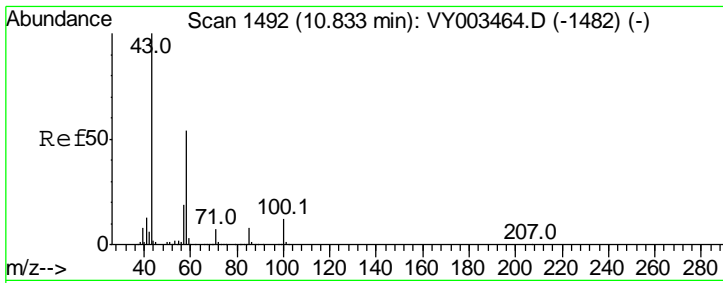
Tgt Ion	Resp	Lower	Upper
76	100		
78	31.8	25.8	38.8



#58
 2-Chloroethyl Vinyl ether
 Concen: 105.465 ug/l
 RT: 9.79 min Scan# 1321
 Delta R.T. 0.01 min
 Lab File: VY003470.D
 Acq: 02 Nov 2020 14:20

Tgt Ion	Resp	Lower	Upper
63	100		
106	27.6	22.3	33.5

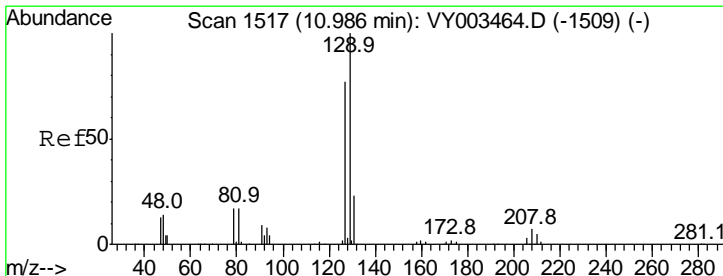
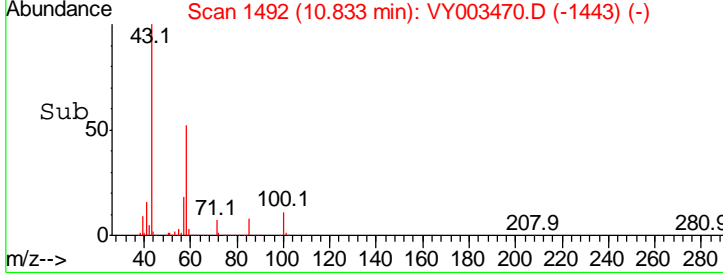
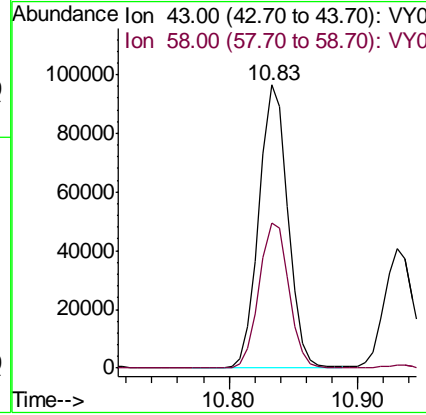
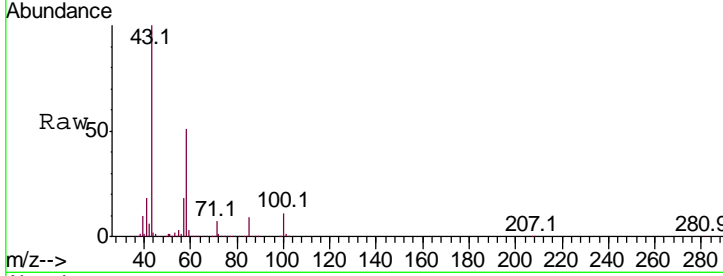




#59
 2-Hexanone
 Concen: 102.089 ug/l
 RT: 10.83 min Scan# 1492
 Delta R.T. -0.00 min
 Lab File: VY003470.D
 Acq: 02 Nov 2020 14:20

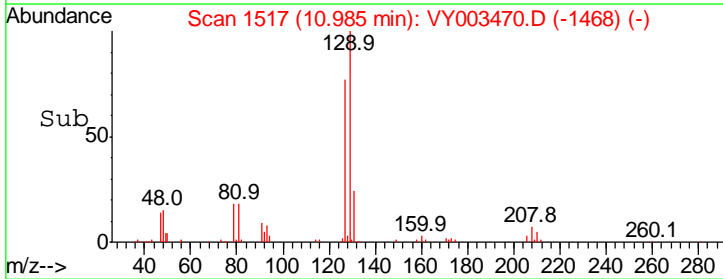
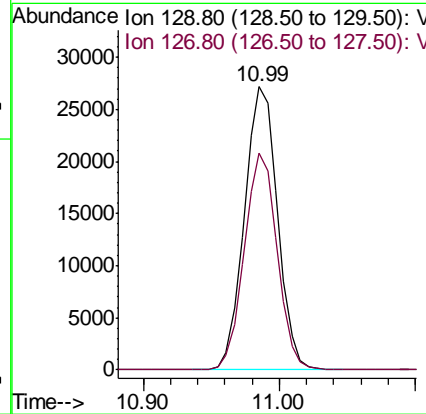
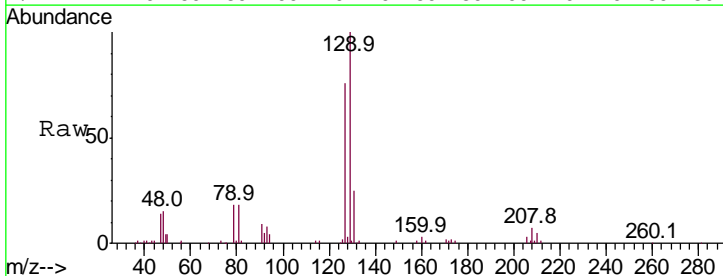
Instrument : MSVOA_Y
 ClientSampled : VY1102SBSD01

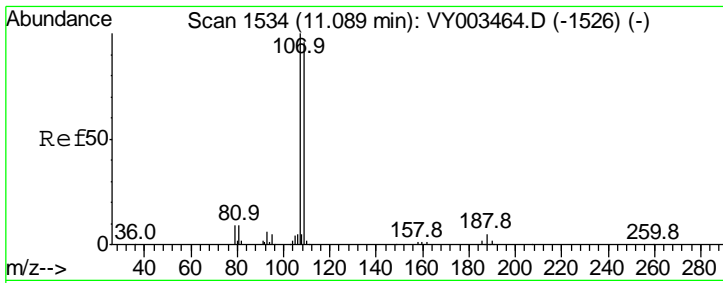
Tgt Ion	Resp	Lower	Upper
43	100		
58	52.7	26.8	80.3



#60
 Dibromochloromethane
 Concen: 20.572 ug/l
 RT: 10.99 min Scan# 1517
 Delta R.T. -0.00 min
 Lab File: VY003470.D
 Acq: 02 Nov 2020 14:20

Tgt Ion	Resp	Lower	Upper
129	100		
127	75.8	38.8	116.3

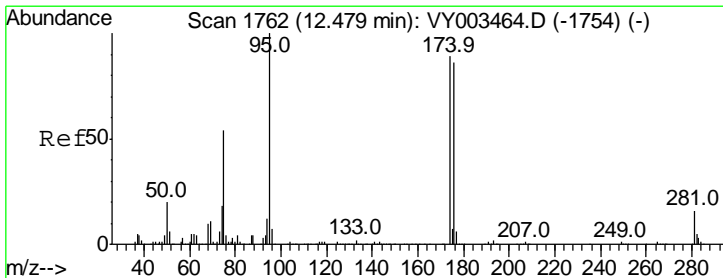
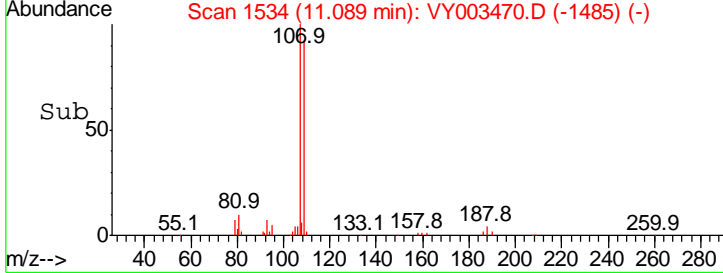
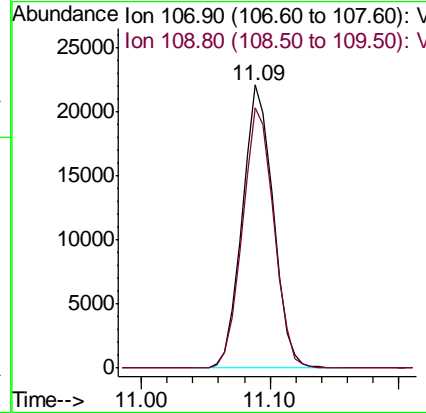
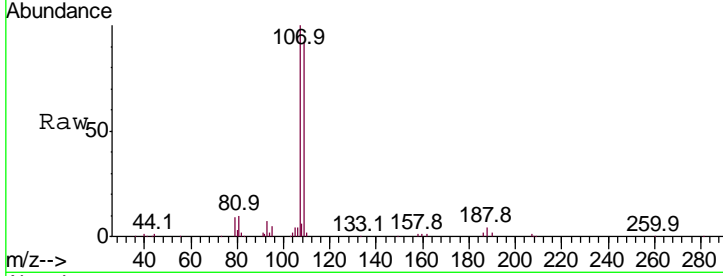




#61
 1,2-Dibromoethane
 Concen: 20.686 ug/l
 RT: 11.09 min Scan# 1534
 Delta R.T. -0.00 min
 Lab File: VY003470.D
 Acq: 02 Nov 2020 14:20

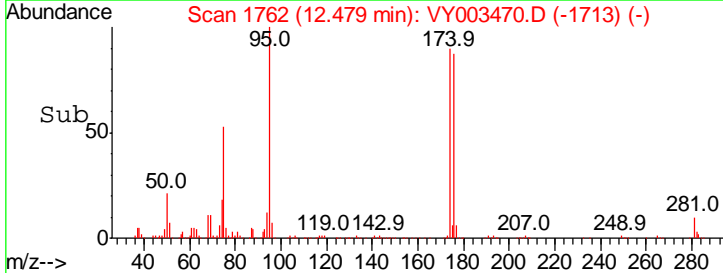
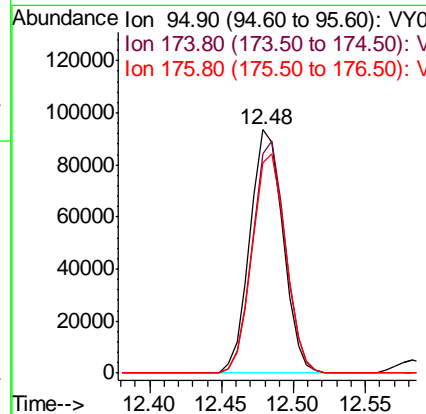
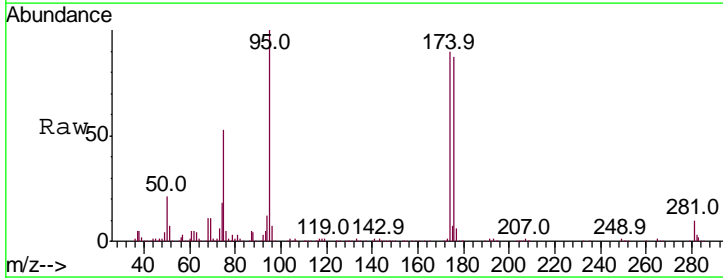
Instrument :
 MSVOA_Y
 ClientSampleId :
 VY1102SBSD01

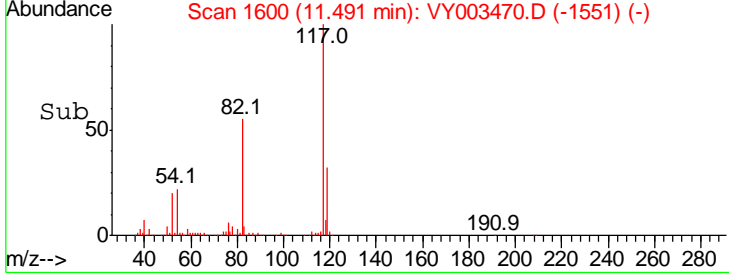
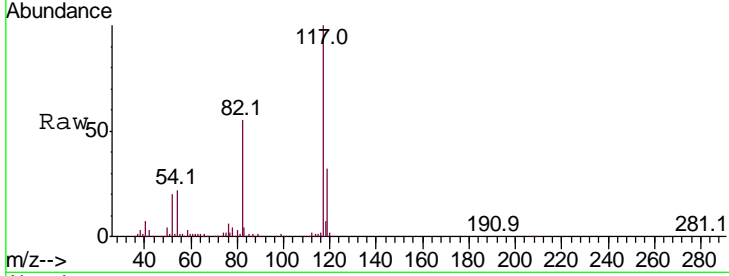
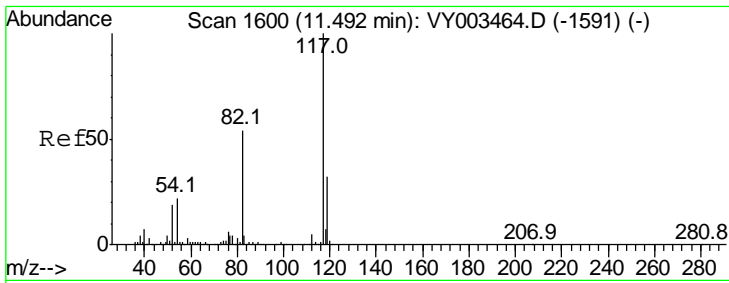
Tgt Ion	Ratio	Lower	Upper
107	100		
109	93.3	76.5	114.7



#62
 4-Bromofluorobenzene
 Concen: 50.148 ug/l
 RT: 12.48 min Scan# 1762
 Delta R.T. -0.00 min
 Lab File: VY003470.D
 Acq: 02 Nov 2020 14:20

Tgt Ion	Ratio	Lower	Upper
95	100		
174	94.4	0.0	193.0
176	91.3	0.0	187.4

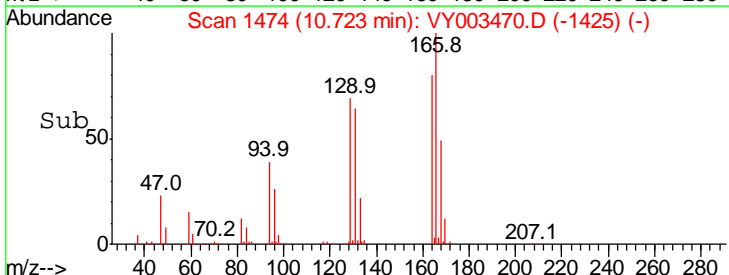
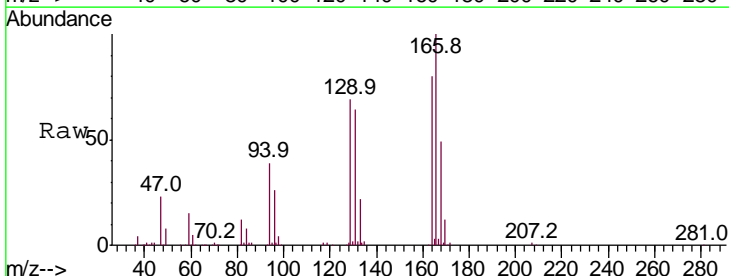
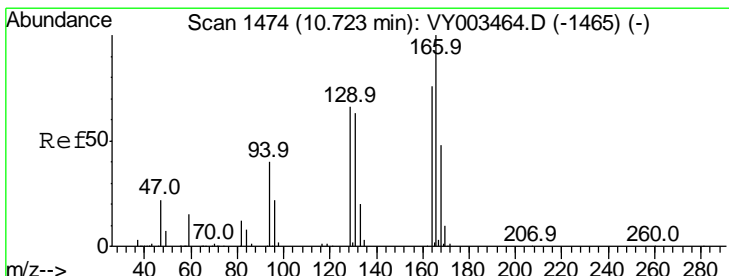
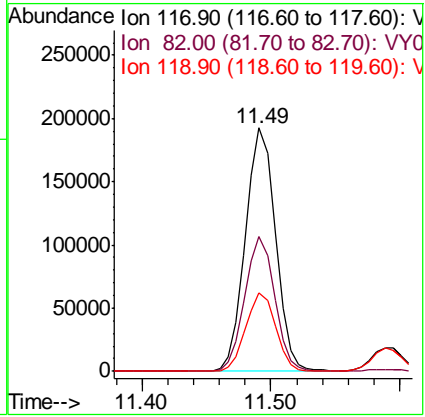




#63
 Chlorobenzene-d5
 Concen: 50.000 ug/l
 RT: 11.49 min Scan# 1600
 Delta R.T. -0.00 min
 Lab File: VY003470.D
 Acq: 02 Nov 2020 14:20

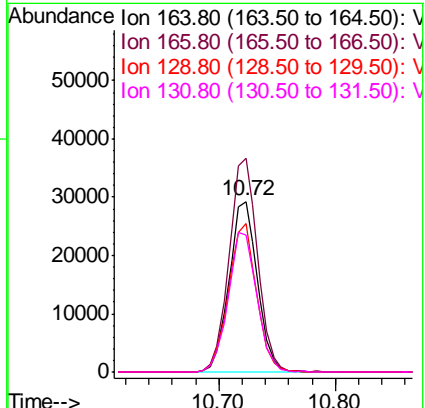
Instrument : MSVOA_Y
 ClientSampleId : VY1102SBSD01

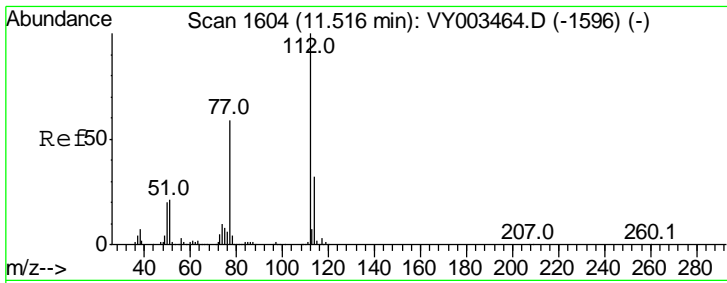
Tgt Ion	Resp	Lower	Upper
117	100		
82	55.4	43.4	65.2
119	32.2	25.8	38.6



#64
 Tetrachloroethene
 Concen: 21.250 ug/l
 RT: 10.72 min Scan# 1474
 Delta R.T. -0.00 min
 Lab File: VY003470.D
 Acq: 02 Nov 2020 14:20

Tgt Ion	Resp	Lower	Upper
164	100		
166	125.3	104.9	157.3
129	86.7	68.9	103.3
131	80.7	66.2	99.2

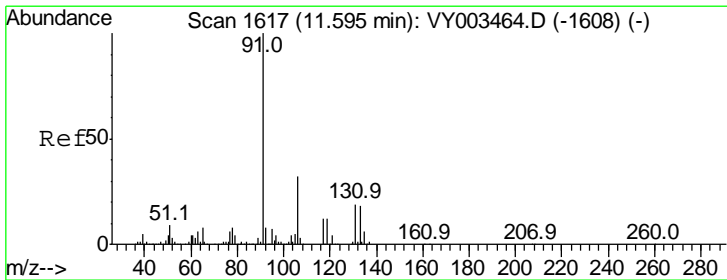
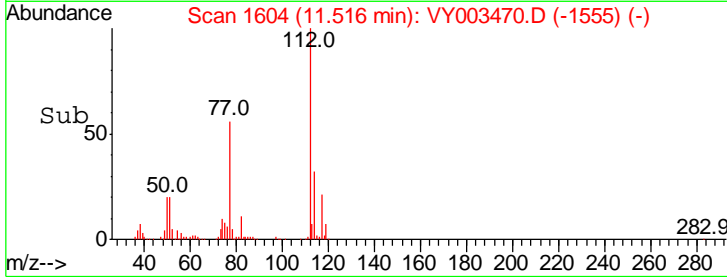
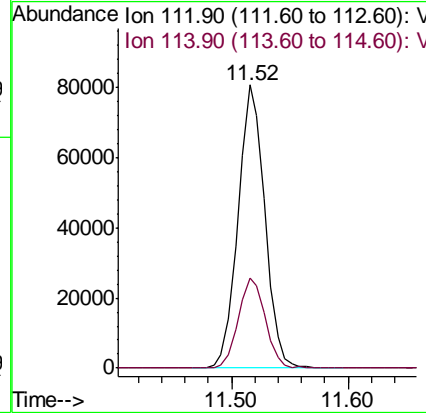
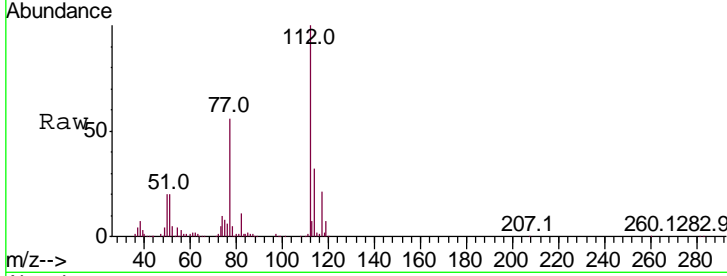




#65
 Chlorobenzene
 Concen: 21.316 ug/l
 RT: 11.52 min Scan# 1604
 Delta R.T. -0.00 min
 Lab File: VY003470.D
 Acq: 02 Nov 2020 14:20

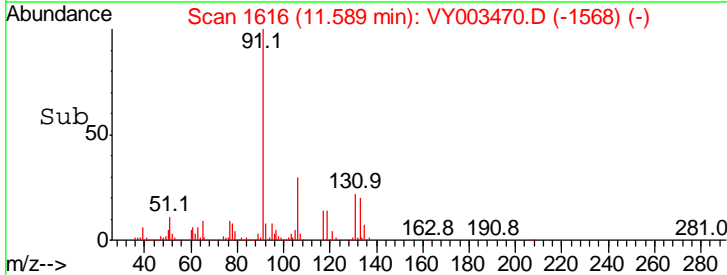
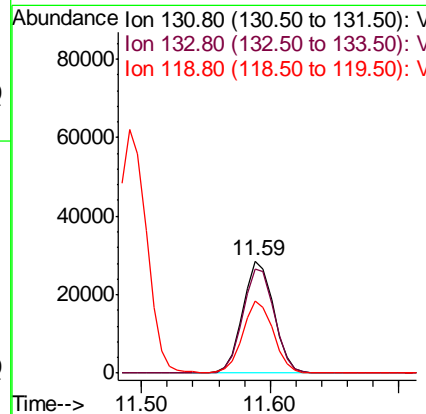
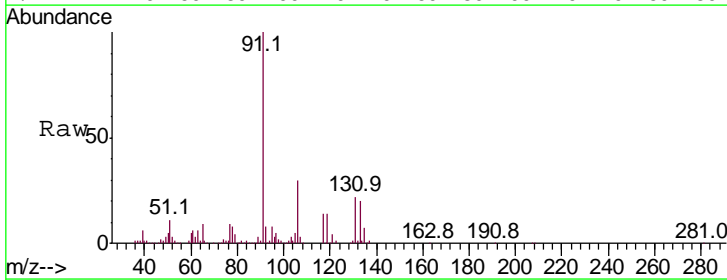
Instrument : MSVOA_Y
 ClientSampleID : VY1102SBSD01

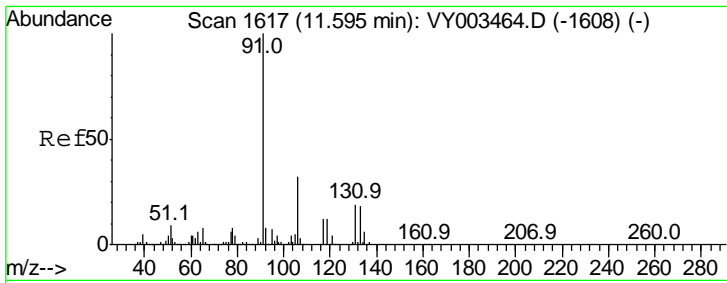
Tgt Ion	Resp	Lower	Upper
112	100		
114	31.7	25.5	38.3



#66
 1,1,1,2-Tetrachloroethane
 Concen: 20.685 ug/l
 RT: 11.59 min Scan# 1616
 Delta R.T. -0.01 min
 Lab File: VY003470.D
 Acq: 02 Nov 2020 14:20

Tgt Ion	Resp	Lower	Upper
131	100		
133	95.2	47.4	142.2
119	64.0	31.6	95.0

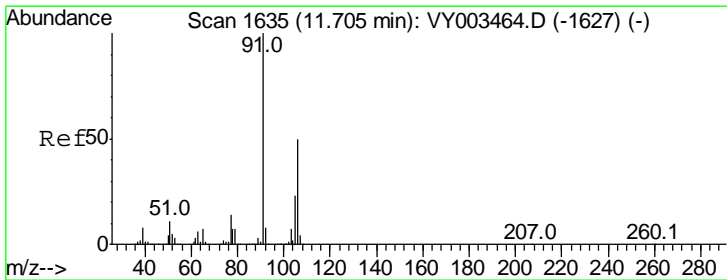
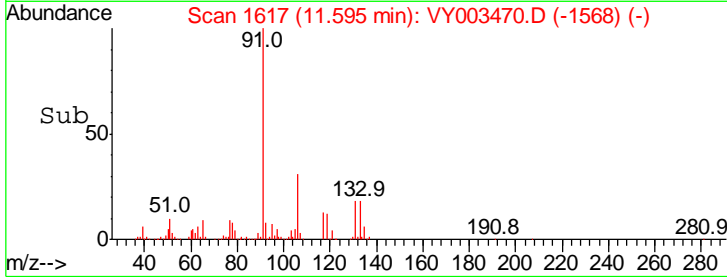
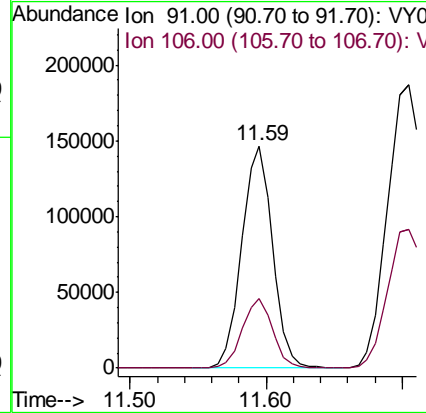
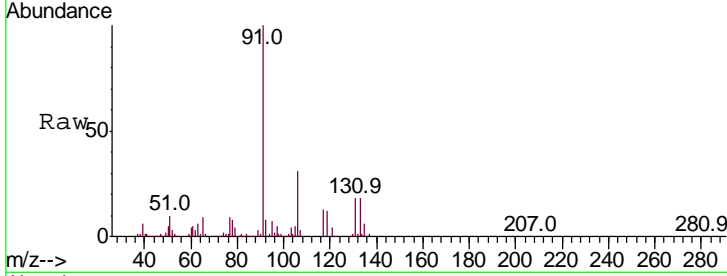




#67
 Ethyl Benzene
 Concen: 21.136 ug/l
 RT: 11.59 min Scan# 1617
 Delta R.T. -0.00 min
 Lab File: VY003470.D
 Acq: 02 Nov 2020 14:20

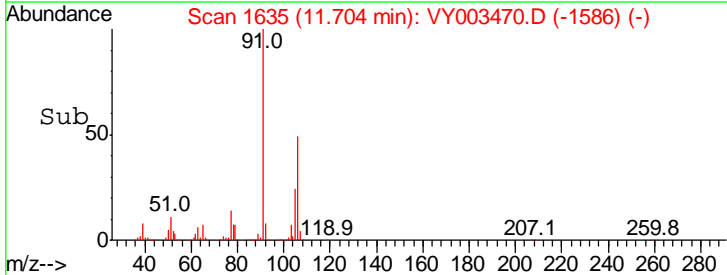
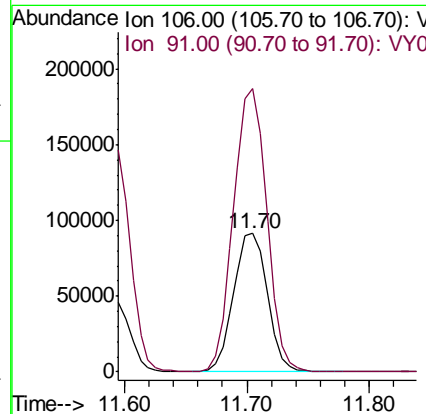
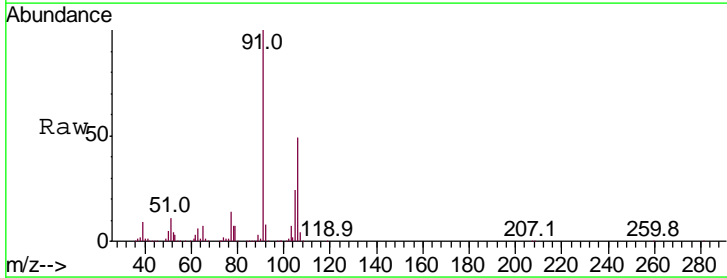
Instrument :
 MSVOA_Y
 ClientSampled :
 VY1102SBSD01

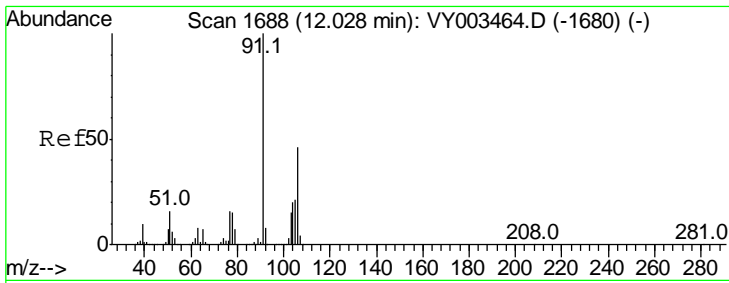
Tgt Ion: 91 Resp: 231876
 Ion Ratio Lower Upper
 91 100
 106 31.1 25.4 38.0



#68
 m/p-Xylenes
 Concen: 41.933 ug/l
 RT: 11.70 min Scan# 1635
 Delta R.T. -0.00 min
 Lab File: VY003470.D
 Acq: 02 Nov 2020 14:20

Tgt Ion: 106 Resp: 174330
 Ion Ratio Lower Upper
 106 100
 91 202.6 161.0 241.6

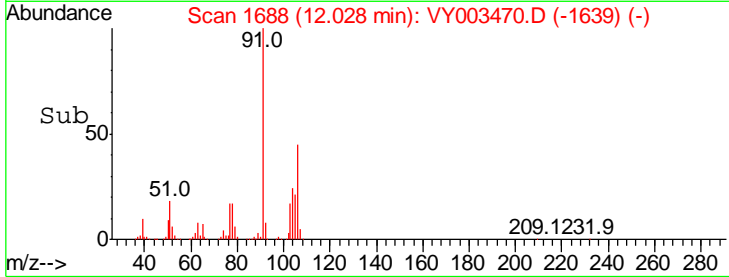
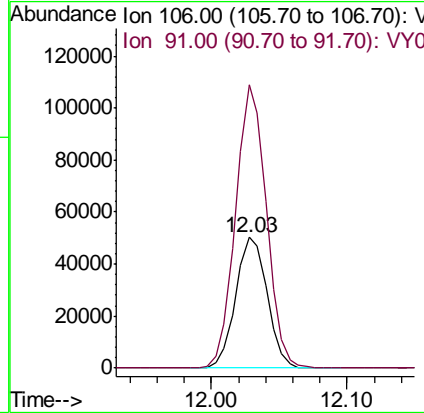
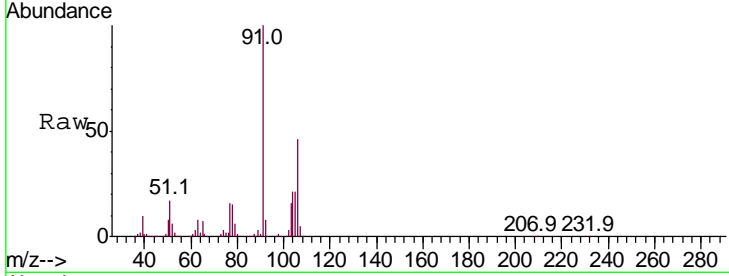




#69
 o-Xylene
 Concen: 21.146 ug/l
 RT: 12.03 min Scan# 1688
 Delta R.T. -0.00 min
 Lab File: VY003470.D
 Acq: 02 Nov 2020 14:20

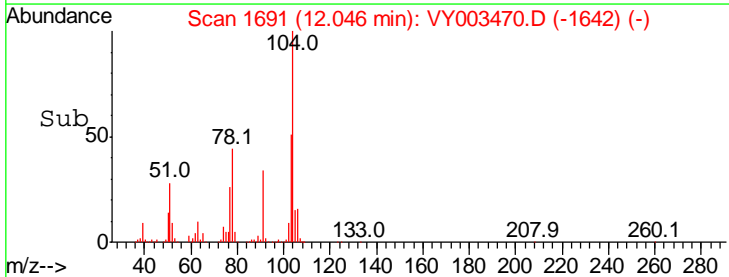
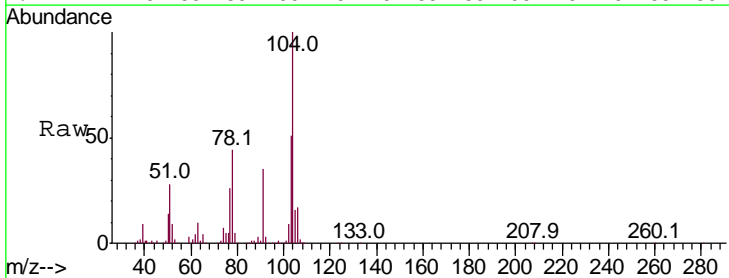
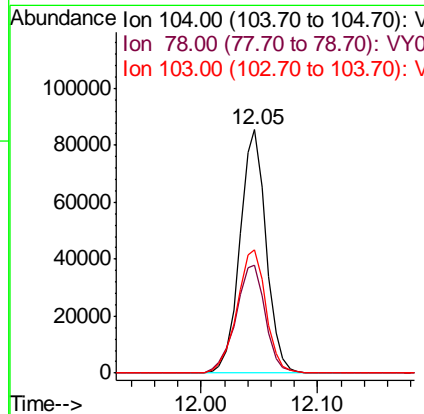
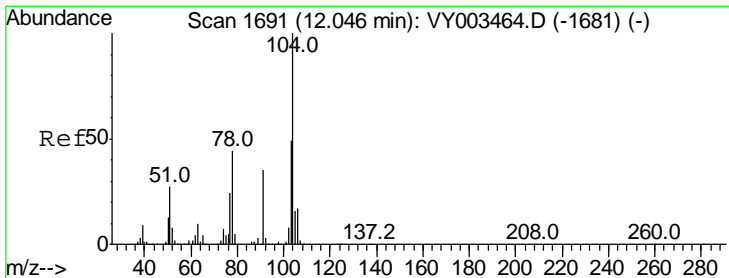
Instrument :
 MSVOA_Y
 ClientSampled :
 VY1102SBSD01

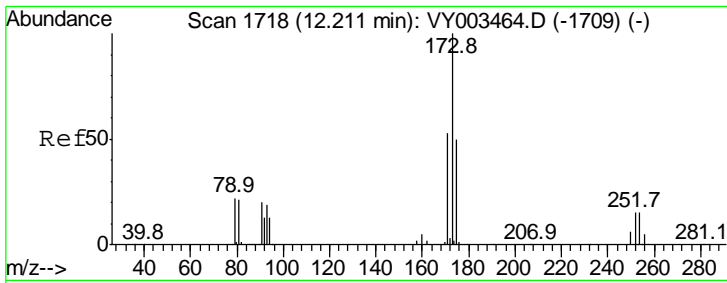
Tgt Ion:	106	Resp:	80869
Ion Ratio	Lower	Upper	
106	100		
91	212.5	105.5	316.5



#70
 Styrene
 Concen: 20.622 ug/l
 RT: 12.05 min Scan# 1691
 Delta R.T. -0.00 min
 Lab File: VY003470.D
 Acq: 02 Nov 2020 14:20

Tgt Ion:	104	Resp:	133905
Ion Ratio	Lower	Upper	
104	100		
78	50.0	39.5	59.3
103	56.1	44.2	66.2

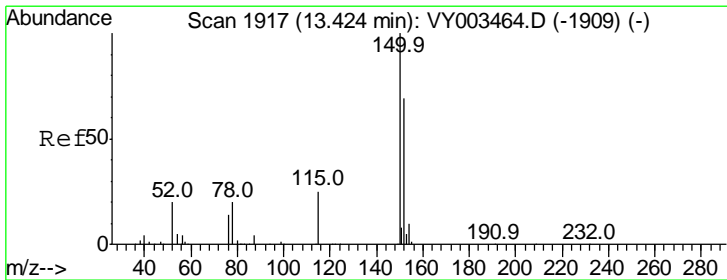
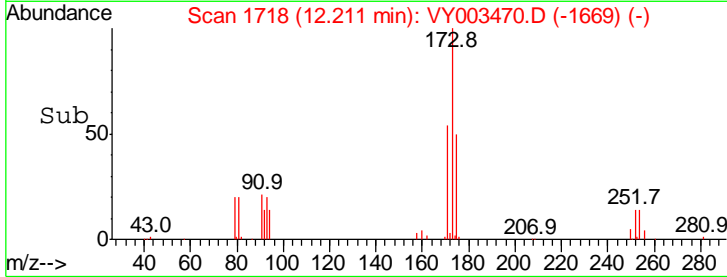
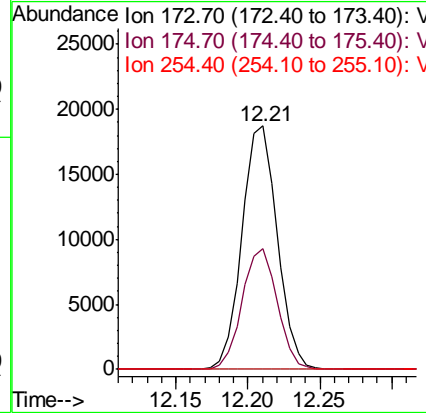
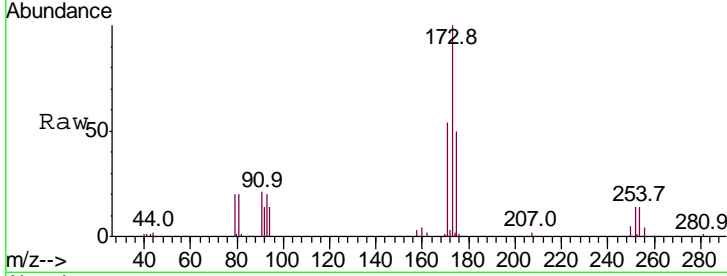




#71
 Bromoform
 Concen: 20.875 ug/l
 RT: 12.21 min Scan# 1718
 Delta R.T. -0.00 min
 Lab File: VY003470.D
 Acq: 02 Nov 2020 14:20

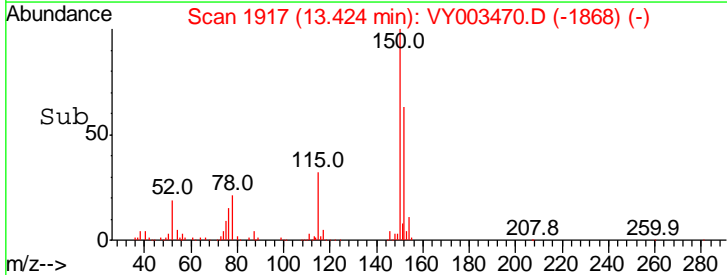
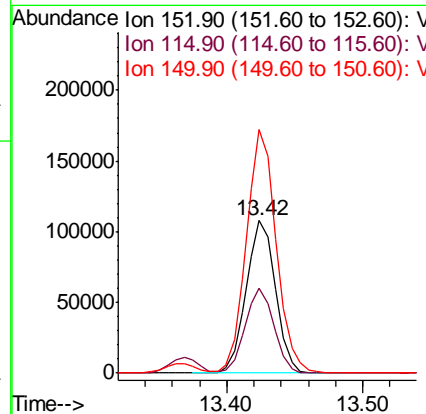
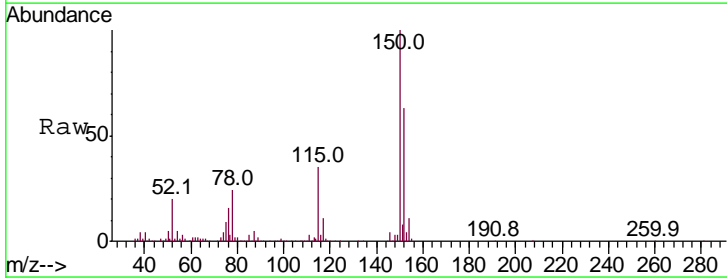
Instrument :
 MSVOA_Y
 ClientSampleId :
 VY1102SBSD01

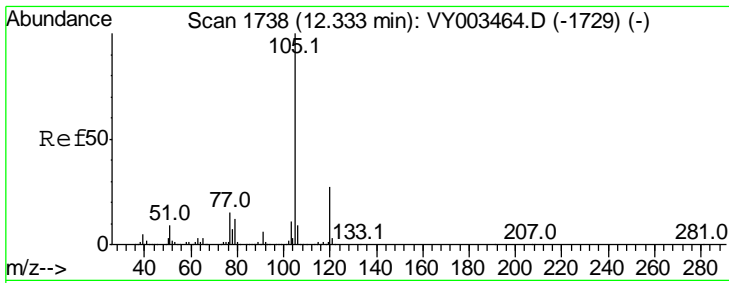
Tgt Ion	Resp	Lower	Upper
173	100		
175	49.4	24.7	74.1
254	0.1	0.2	0.2#



#72
 1,4-Dichlorobenzene-d4
 Concen: 50.000 ug/l
 RT: 13.42 min Scan# 1917
 Delta R.T. -0.00 min
 Lab File: VY003470.D
 Acq: 02 Nov 2020 14:20

Tgt Ion	Resp	Lower	Upper
152	100		
115	54.7	27.5	82.4
150	163.3	0.0	345.8

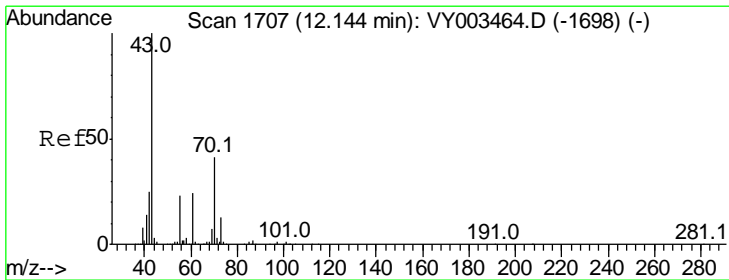
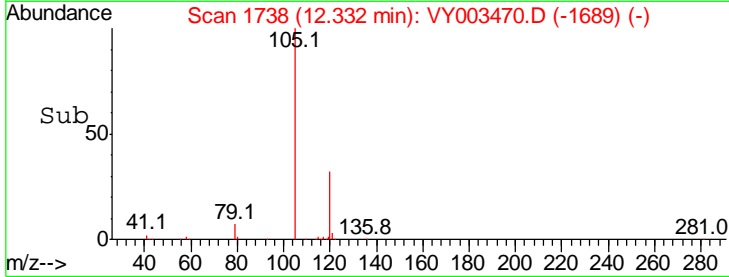
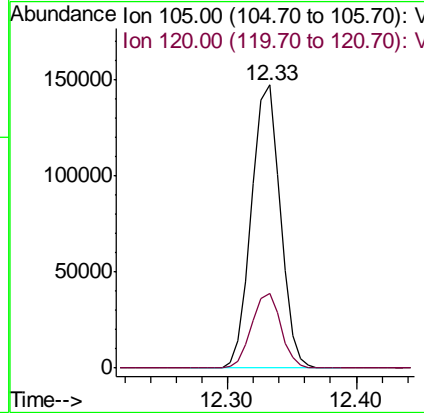
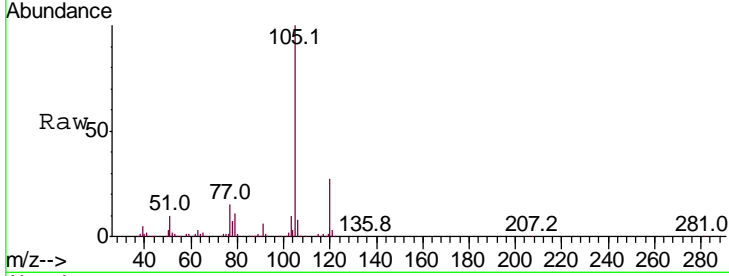




#73
 Isopropylbenzene
 Concen: 21.429 ug/l
 RT: 12.33 min Scan# 1738
 Delta R.T. -0.00 min
 Lab File: VY003470.D
 Acq: 02 Nov 2020 14:20

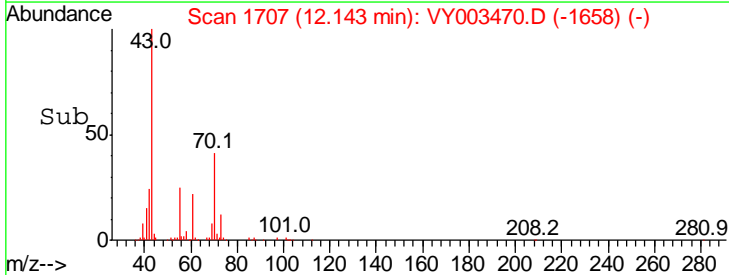
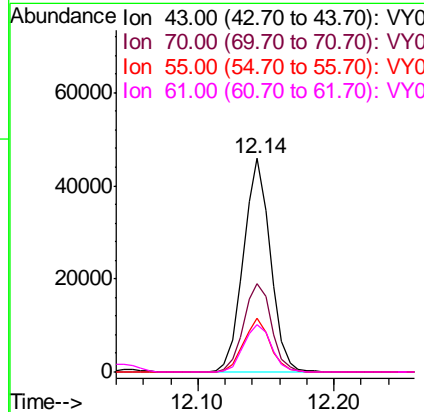
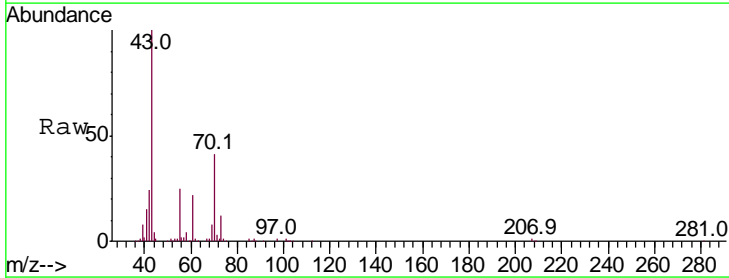
Instrument :
 MSVOA_Y
 ClientSampleId :
 VY1102SBSD01

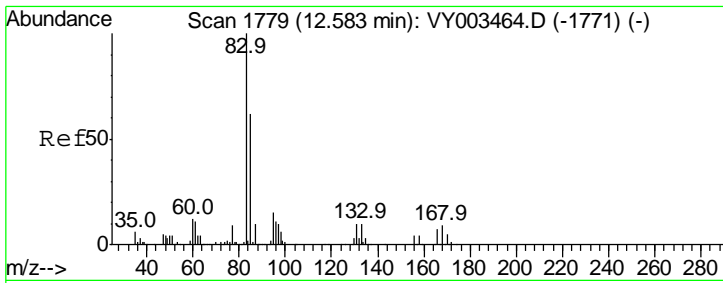
Tgt Ion	Resp	Lower	Upper
105	100		
120	26.9	13.5	40.5



#74
 N-aryl acetate
 Concen: 21.224 ug/l
 RT: 12.14 min Scan# 1707
 Delta R.T. -0.00 min
 Lab File: VY003470.D
 Acq: 02 Nov 2020 14:20

Tgt Ion	Resp	Lower	Upper
43	100		
70	42.4	33.1	49.7
55	24.8	19.2	28.8
61	22.8	19.0	28.6

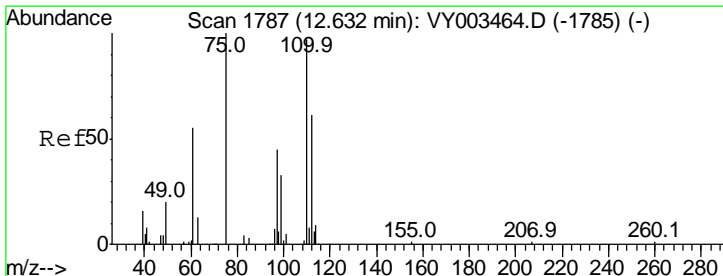
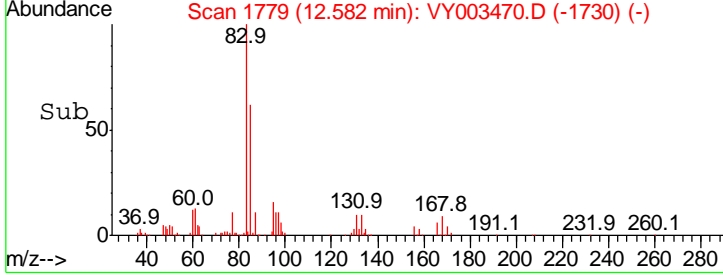
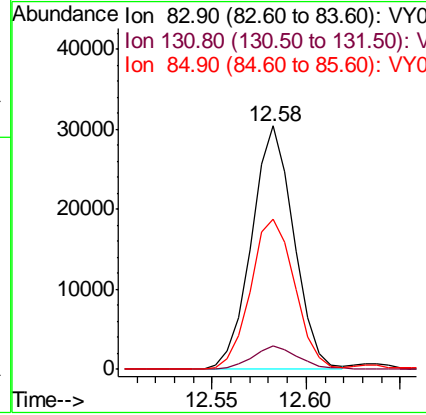
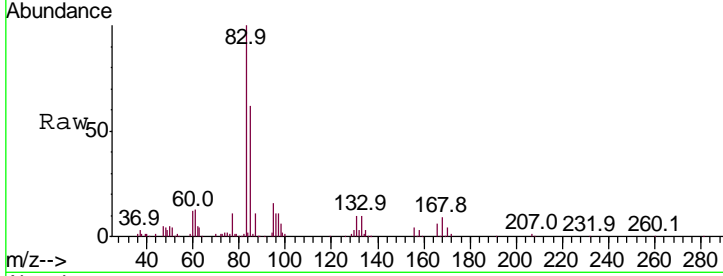




#75
 1,1,2,2-Tetrachloroethane
 Concen: 20.894 ug/l
 RT: 12.58 min Scan# 1779
 Delta R.T. -0.00 min
 Lab File: VY003470.D
 Acq: 02 Nov 2020 14:20

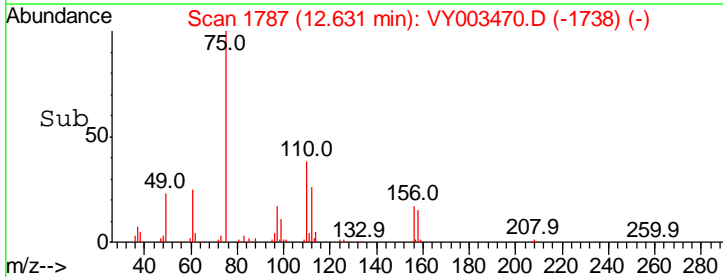
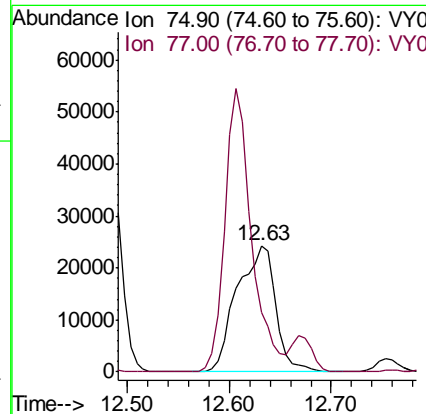
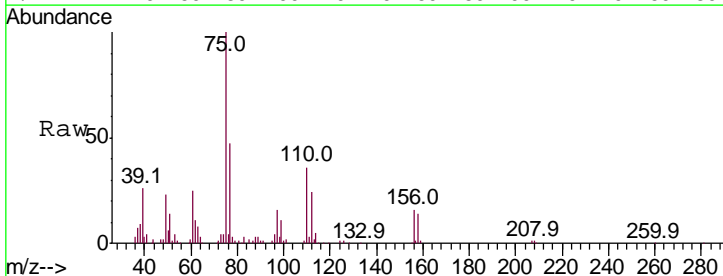
Instrument : MSVOA_Y
 ClientSampled : VY1102SBSD01

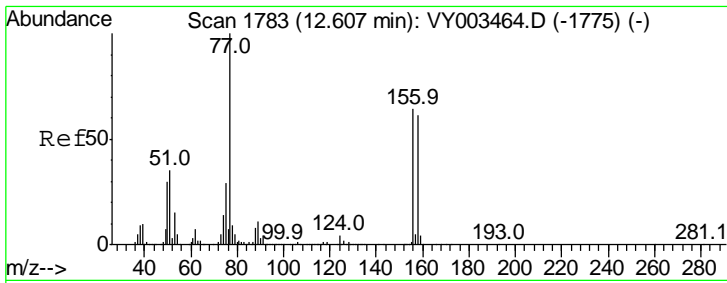
Tgt Ion	Resp	Lower	Upper
83	47218		
83	100		
131	10.3	5.4	16.2
85	64.6	32.0	96.2



#76
 1,2,3-Trichloropropane
 Concen: 37.372 ug/l
 RT: 12.63 min Scan# 1787
 Delta R.T. -0.00 min
 Lab File: VY003470.D
 Acq: 02 Nov 2020 14:20

Tgt Ion	Resp	Lower	Upper
75	64044		
75	100		
77	0.0	0.0	0.0

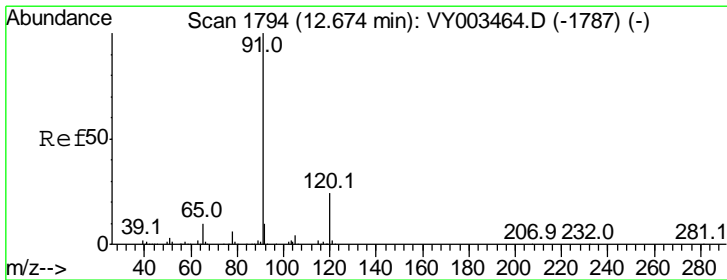
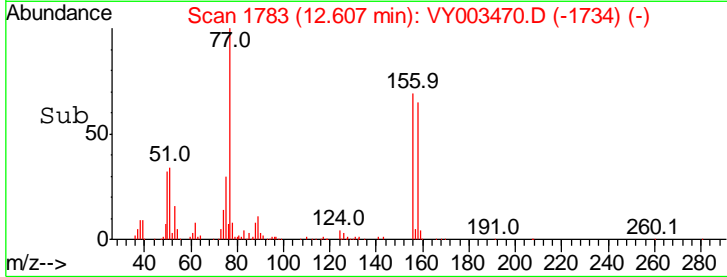
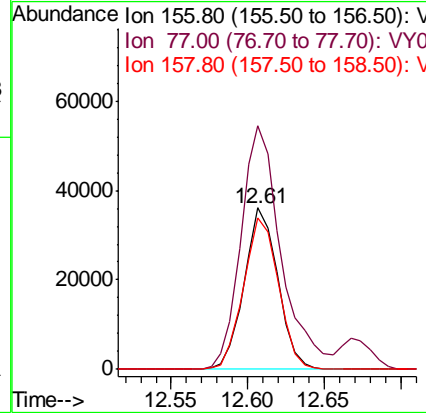
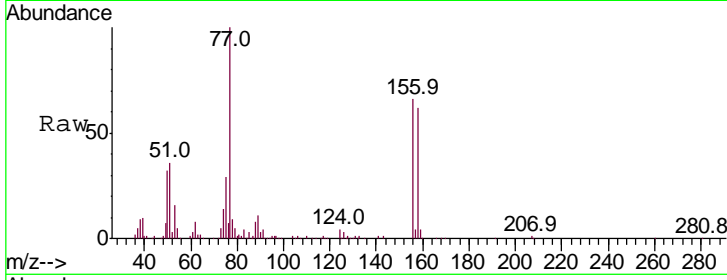




#77
 Bromobenzene
 Concen: 20.534 ug/l
 RT: 12.61 min Scan# 1783
 Delta R.T. -0.00 min
 Lab File: VY003470.D
 Acq: 02 Nov 2020 14:20

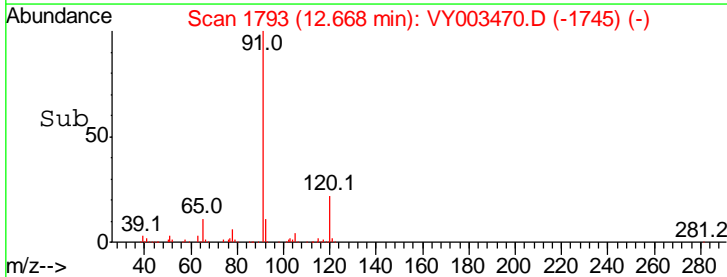
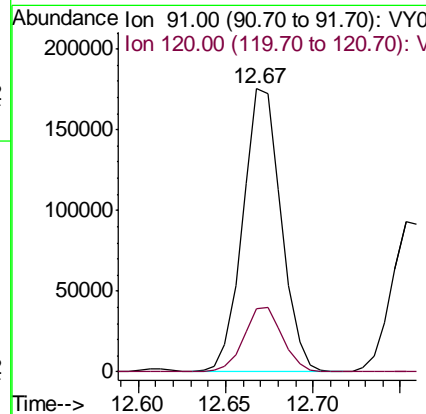
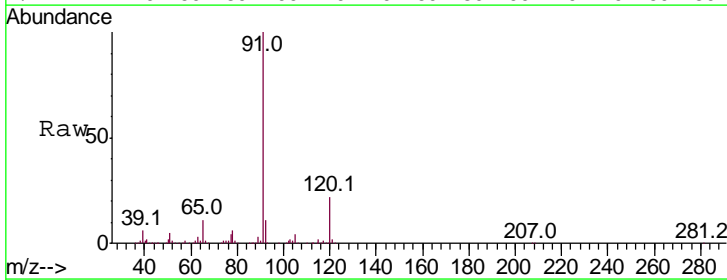
Instrument :
 MSVOA_Y
 ClientSampled :
 VY1102SBS01

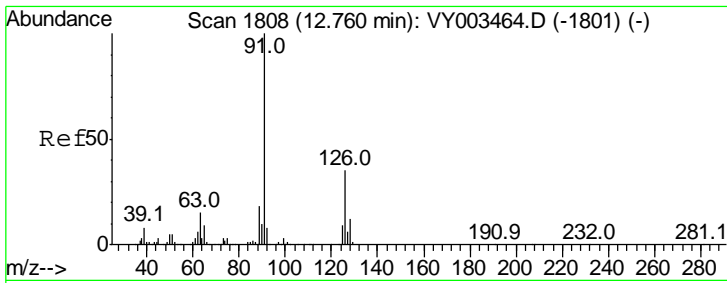
Tgt Ion	Resp	Lower	Upper
156	100		
77	180.4	87.0	260.9
158	97.2	48.7	146.1



#78
 n-propylbenzene
 Concen: 21.326 ug/l
 RT: 12.67 min Scan# 1793
 Delta R.T. -0.01 min
 Lab File: VY003470.D
 Acq: 02 Nov 2020 14:20

Tgt Ion	Resp	Lower	Upper
91	100		
120	23.0	11.7	35.1

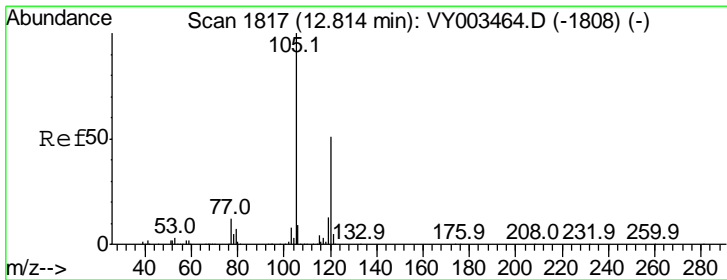
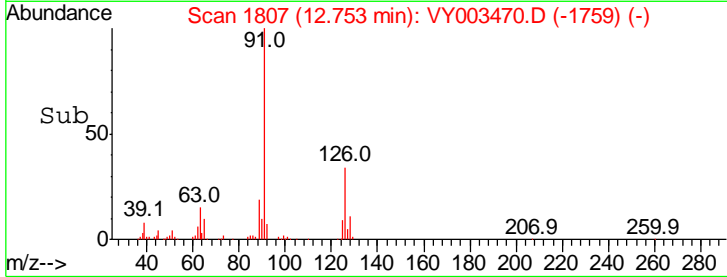
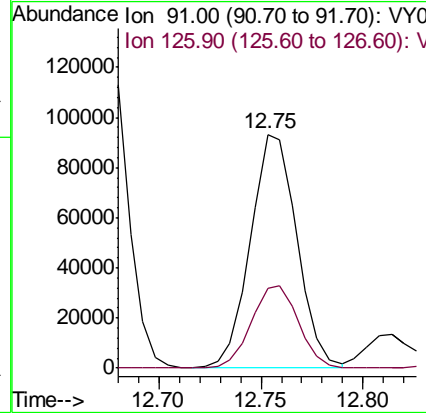
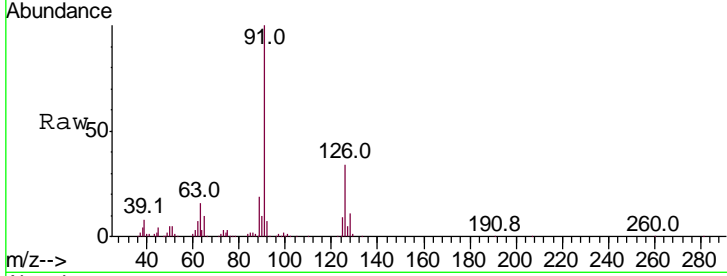




#79
 2-Chlorotoluene
 Concen: 21.149 ug/l
 RT: 12.75 min Scan# 1807
 Delta R.T. -0.01 min
 Lab File: VY003470.D
 Acq: 02 Nov 2020 14:20

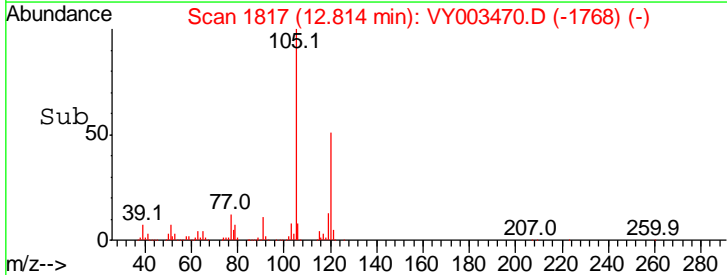
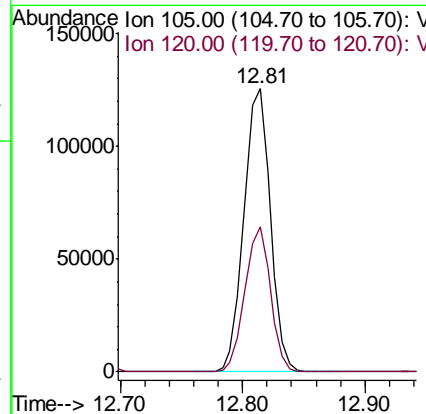
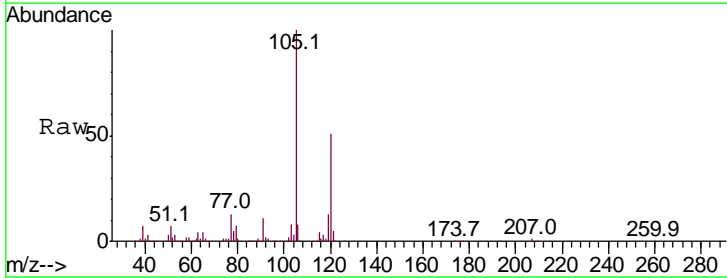
Instrument :
 MSVOA_Y
 ClientSampled :
 VY1102SBSD01

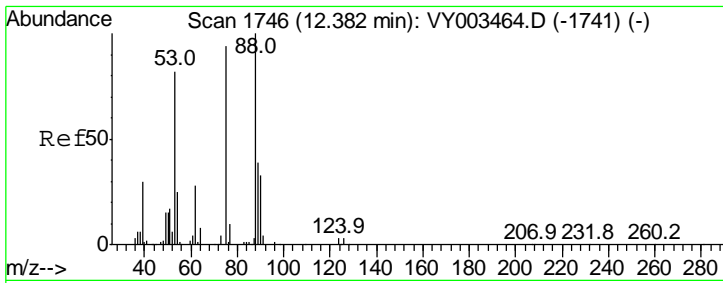
Tgt Ion: 91 Resp: 147249
 Ion Ratio Lower Upper
 91 100
 126 35.9 17.8 53.3



#80
 1,3,5-Trimethylbenzene
 Concen: 21.416 ug/l
 RT: 12.81 min Scan# 1817
 Delta R.T. -0.00 min
 Lab File: VY003470.D
 Acq: 02 Nov 2020 14:20

Tgt Ion: 105 Resp: 187732
 Ion Ratio Lower Upper
 105 100
 120 49.7 25.3 75.9

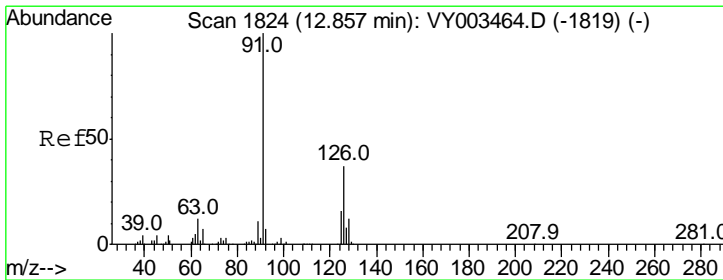
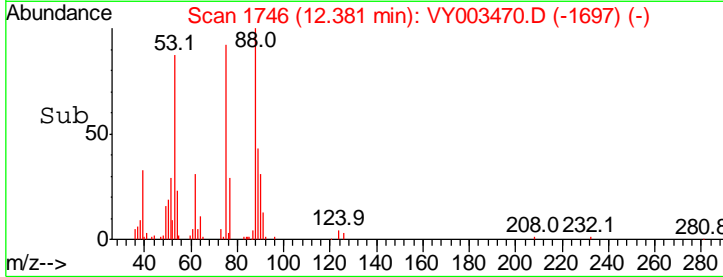
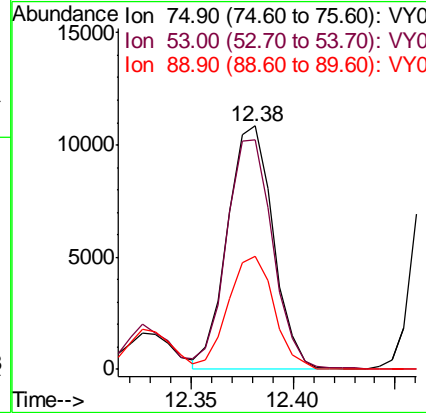
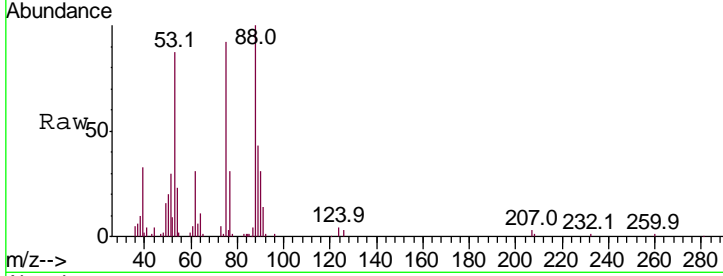




#81
 trans-1,4-Dichloro-2-butene
 Concen: 20.549 ug/l
 RT: 12.38 min Scan# 1746
 Delta R.T. -0.00 min
 Lab File: VY003470.D
 Acq: 02 Nov 2020 14:20

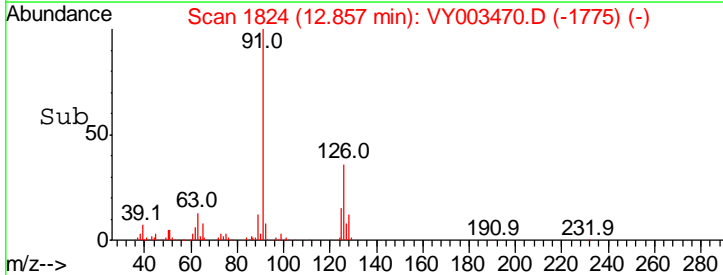
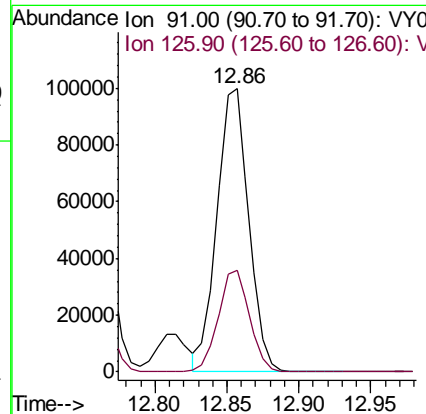
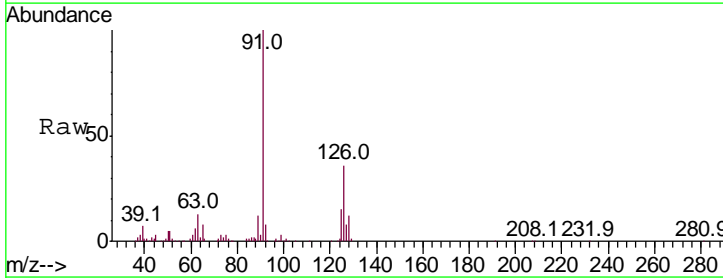
Instrument : MSVOA_Y
 ClientSampleID : VY1102SBSD01

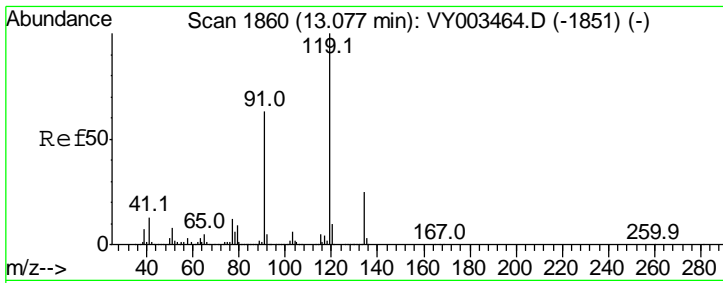
Tgt Ion	Resp	Lower	Upper
75	16872		
75	100		
53	95.4	74.7	112.1
89	46.6	35.8	53.8



#82
 4-Chlorotoluene
 Concen: 21.162 ug/l
 RT: 12.86 min Scan# 1824
 Delta R.T. -0.00 min
 Lab File: VY003470.D
 Acq: 02 Nov 2020 14:20

Tgt Ion	Resp	Lower	Upper
91	153974		
91	100		
126	35.5	17.6	52.8

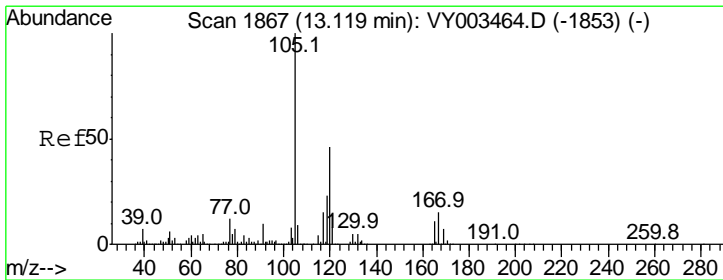
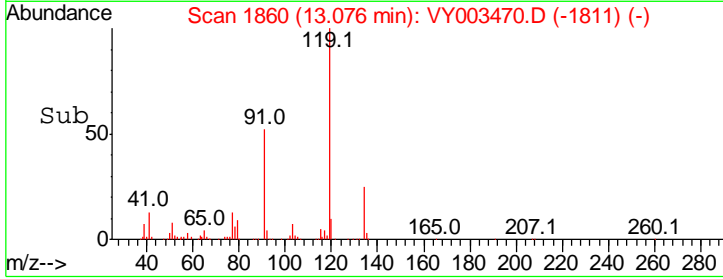
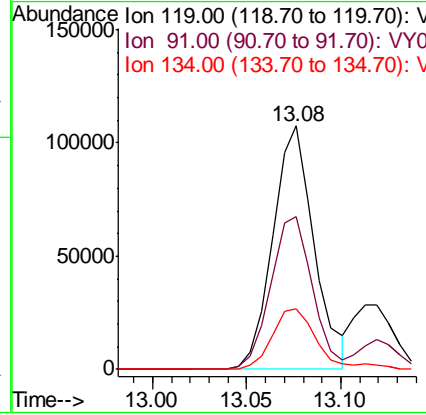
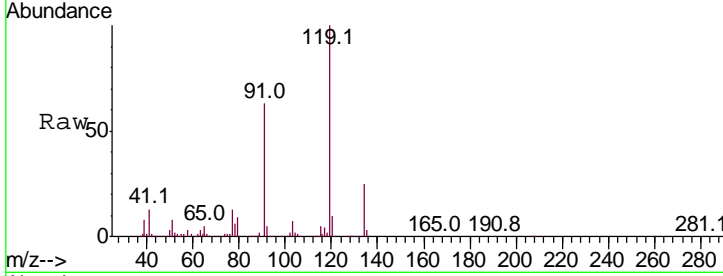




#83
 tert-Butylbenzene
 Concen: 20.973 ug/l
 RT: 13.08 min Scan# 1860
 Delta R.T. -0.00 min
 Lab File: VY003470.D
 Acq: 02 Nov 2020 14:20

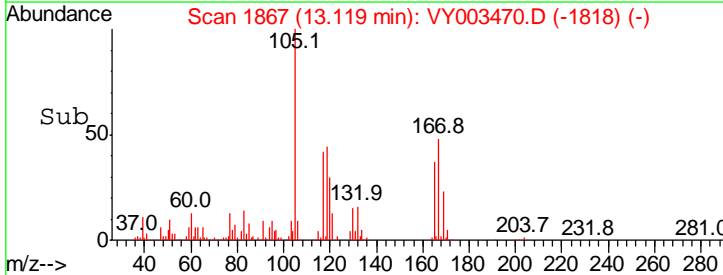
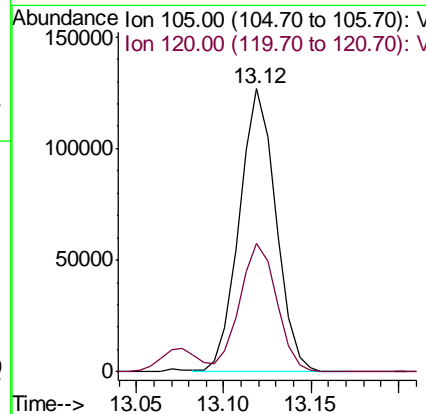
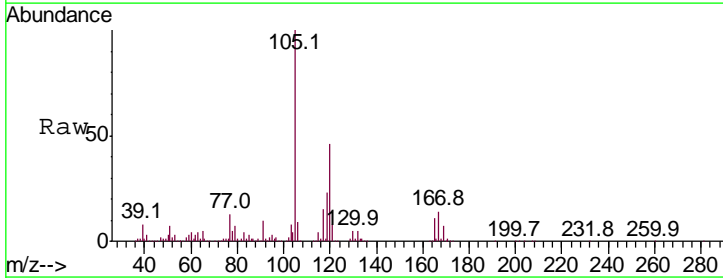
Instrument :
 MSVOA_Y
 ClientSampleID :
 VY1102SBSD01

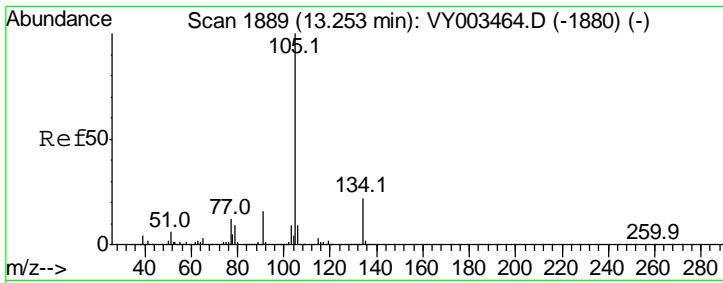
Tgt Ion	Resp	Lower	Upper
119	100		
91	63.2	31.1	93.2
134	27.5	13.4	40.1



#84
 1,2,4-Trimethylbenzene
 Concen: 21.045 ug/l
 RT: 13.12 min Scan# 1867
 Delta R.T. -0.00 min
 Lab File: VY003470.D
 Acq: 02 Nov 2020 14:20

Tgt Ion	Resp	Lower	Upper
105	100		
120	45.8	22.9	68.8

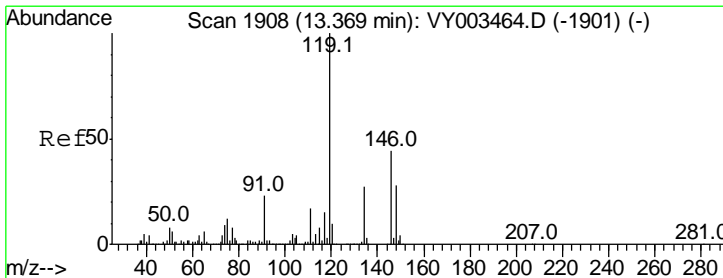
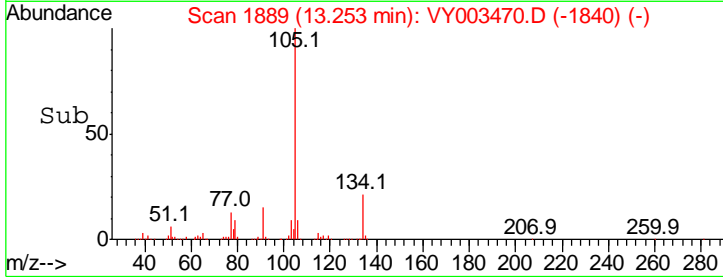
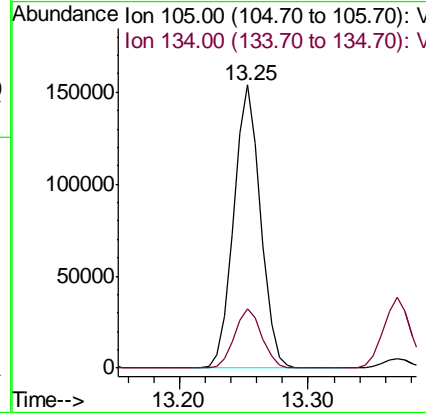
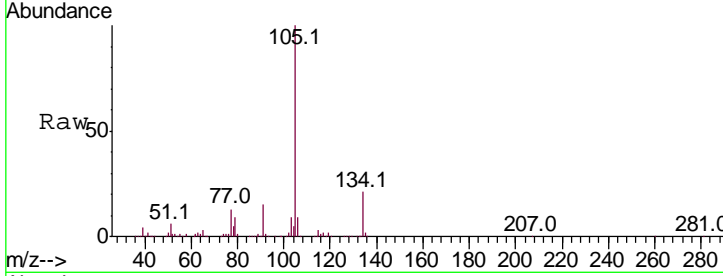




#85
 sec-Butylbenzene
 Concen: 21.255 ug/l
 RT: 13.25 min Scan# 1889
 Delta R.T. -0.00 min
 Lab File: VY003470.D
 Acq: 02 Nov 2020 14:20

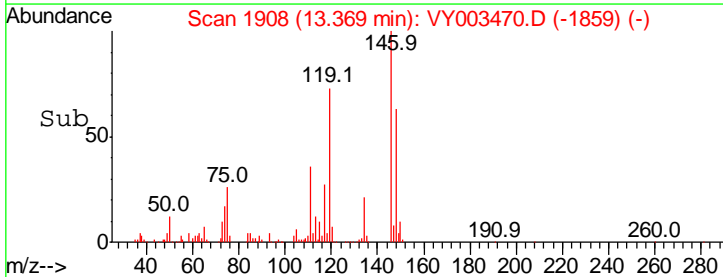
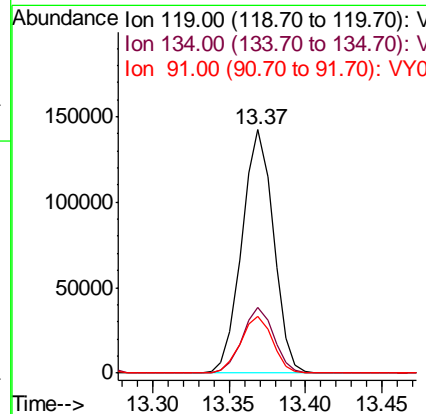
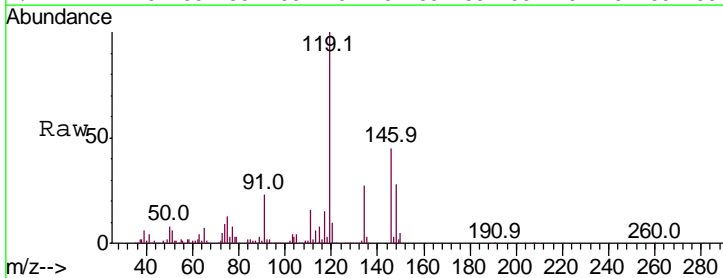
Instrument :
 MSVOA_Y
 ClientSampled :
 VY1102SBSD01

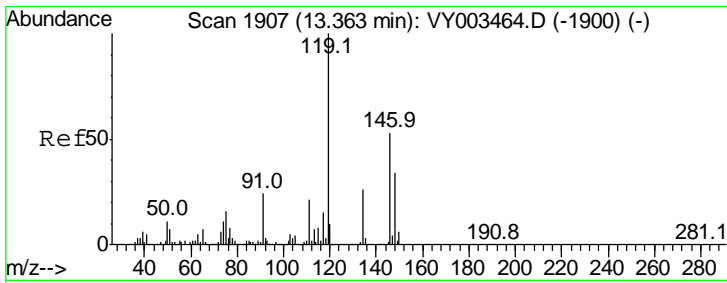
Tgt Ion	Resp	Lower	Upper
105	100		
134	21.2	10.6	31.8



#86
 p-Isopropyltoluene
 Concen: 20.935 ug/l
 RT: 13.37 min Scan# 1908
 Delta R.T. -0.00 min
 Lab File: VY003470.D
 Acq: 02 Nov 2020 14:20

Tgt Ion	Resp	Lower	Upper
119	100		
134	26.9	13.6	40.7
91	23.3	11.4	34.2

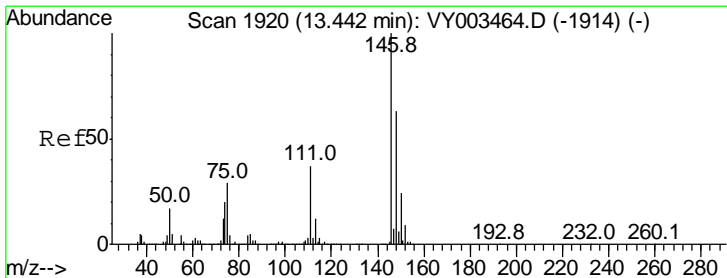
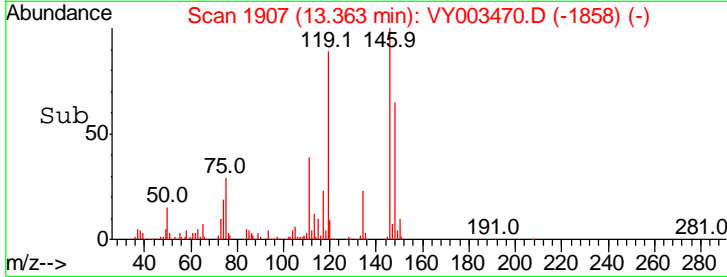
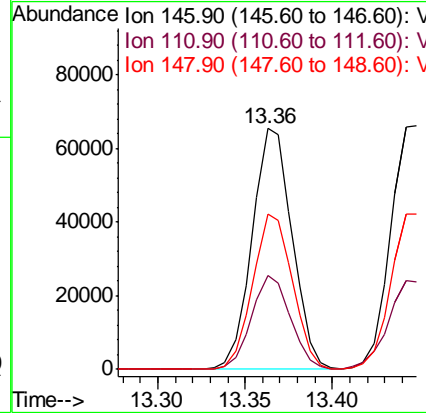
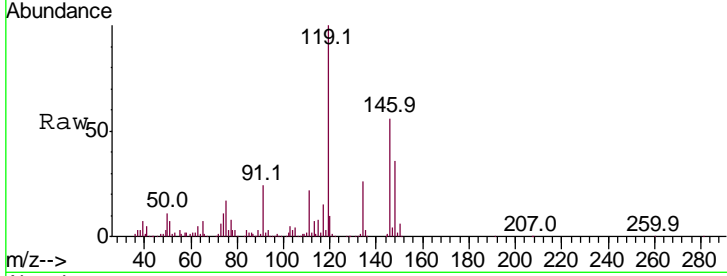




#87
 1,3-Dichlorobenzene
 Concen: 20.737 ug/l
 RT: 13.36 min Scan# 1907
 Delta R.T. -0.00 min
 Lab File: VY003470.D
 Acq: 02 Nov 2020 14:20

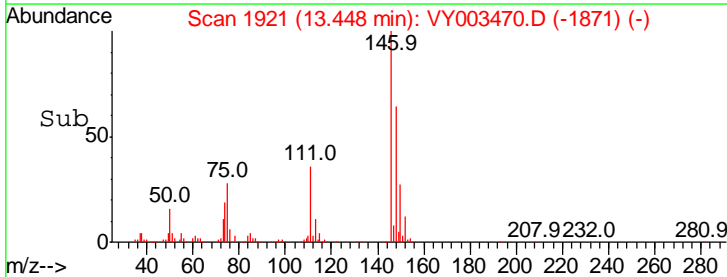
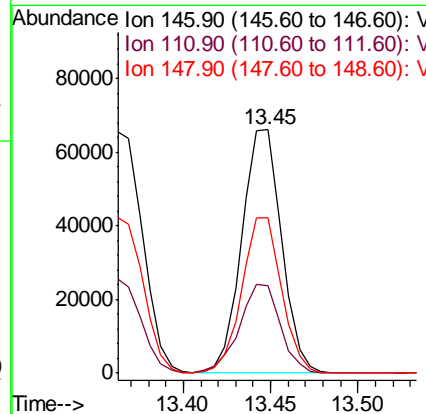
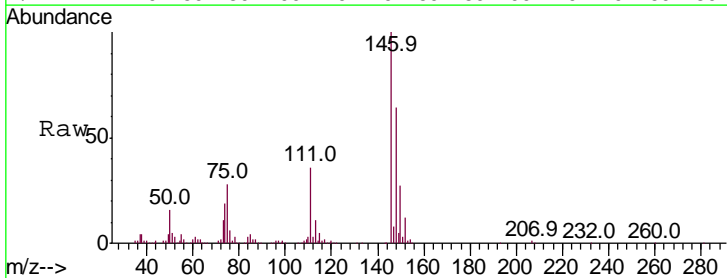
Instrument :
 MSVOA_Y
 ClientSampled :
 VY1102SBSD01

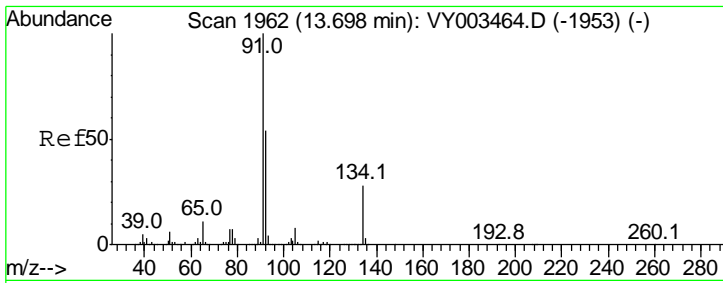
Tgt Ion	Resp	Lower	Upper
146	103845		
111	38.0	19.1	57.1
148	64.1	32.4	97.0



#88
 1,4-Dichlorobenzene
 Concen: 21.011 ug/l
 RT: 13.45 min Scan# 1921
 Delta R.T. 0.01 min
 Lab File: VY003470.D
 Acq: 02 Nov 2020 14:20

Tgt Ion	Resp	Lower	Upper
146	104624		
111	37.7	18.3	54.8
148	63.6	32.0	96.0

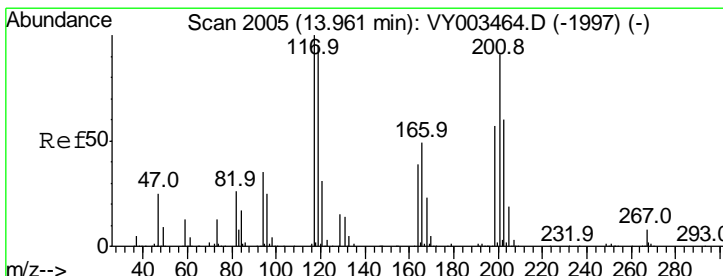
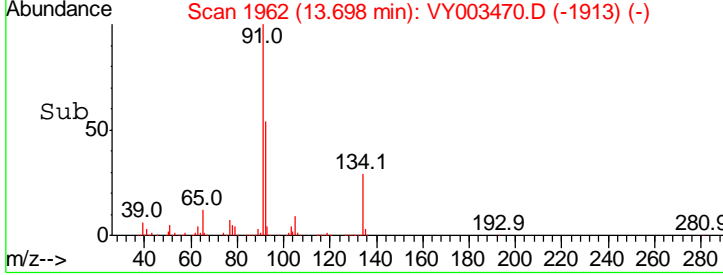
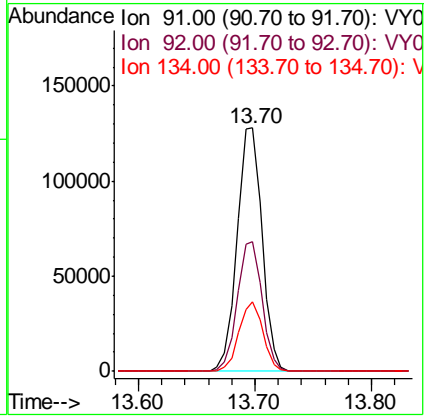
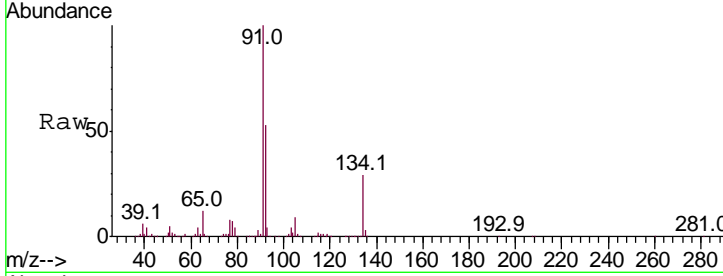




#89
 n-Butylbenzene
 Concen: 21.503 ug/l
 RT: 13.70 min Scan# 1962
 Delta R.T. -0.00 min
 Lab File: VY003470.D
 Acq: 02 Nov 2020 14:20

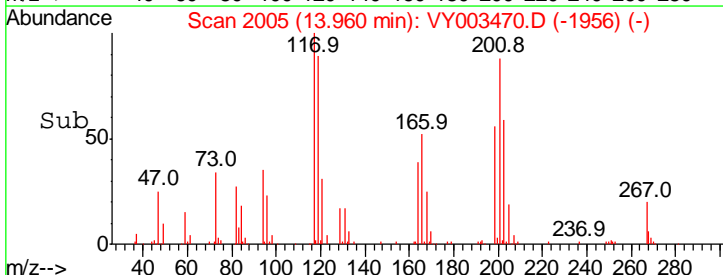
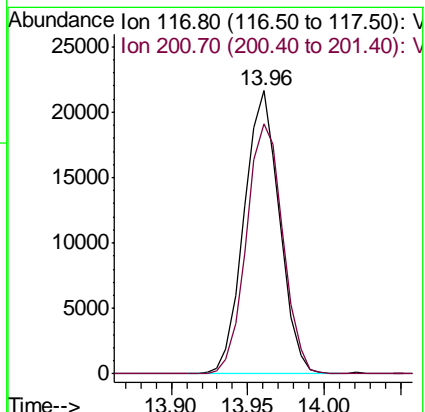
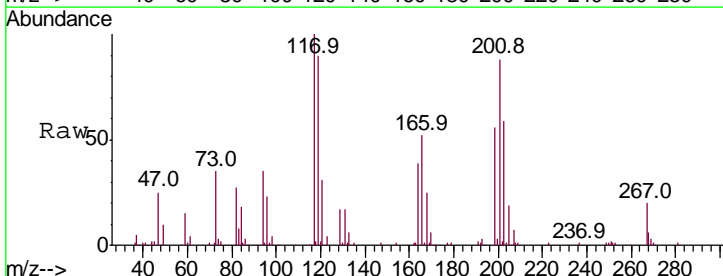
Instrument : MSVOA_Y
 ClientSampled : VY1102SBSD01

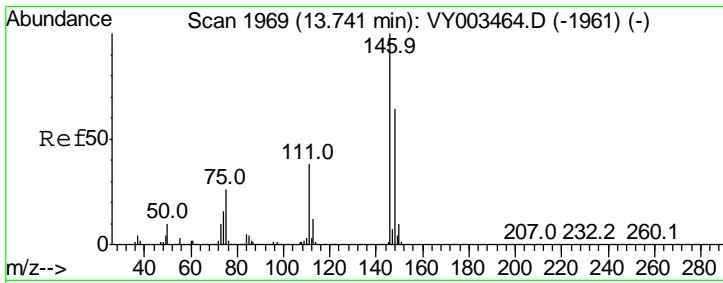
Tgt Ion	Resp	Lower	Upper
91	100		
92	52.7	26.7	80.1
134	27.6	13.8	41.3



#90
 Hexachloroethane
 Concen: 21.157 ug/l
 RT: 13.96 min Scan# 2005
 Delta R.T. -0.00 min
 Lab File: VY003470.D
 Acq: 02 Nov 2020 14:20

Tgt Ion	Resp	Lower	Upper
117	100		
201	90.8	46.6	139.8

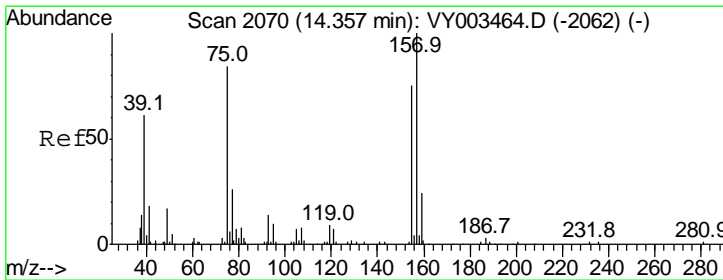
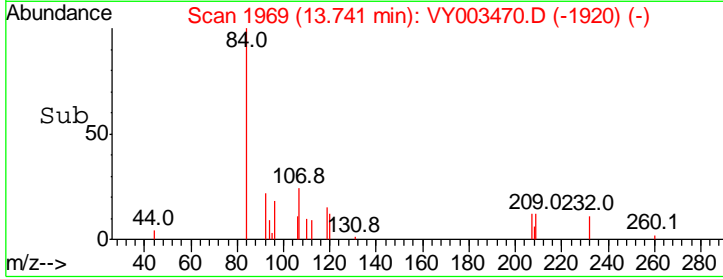
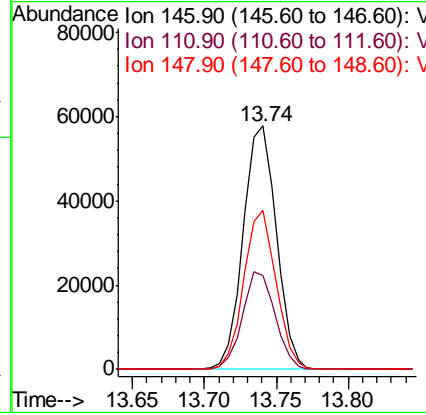
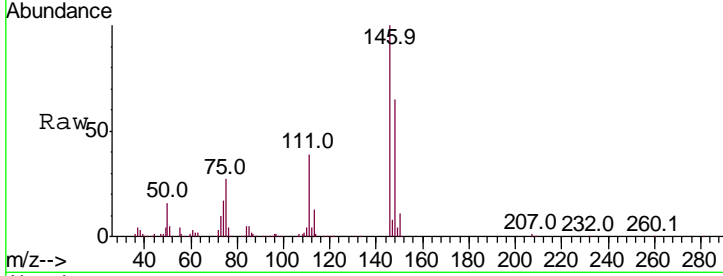




#91
 1,2-Dichlorobenzene
 Concen: 20.786 ug/l
 RT: 13.74 min Scan# 1969
 Delta R.T. -0.00 min
 Lab File: VY003470.D
 Acq: 02 Nov 2020 14:20

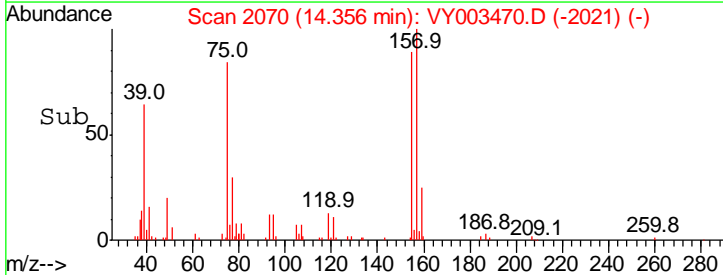
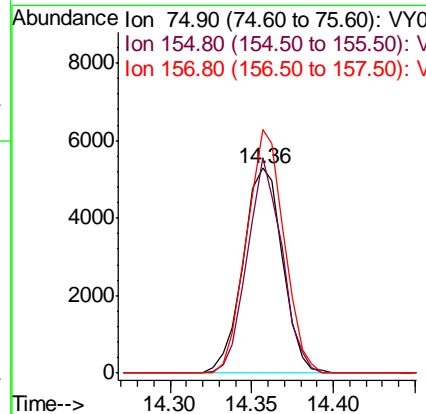
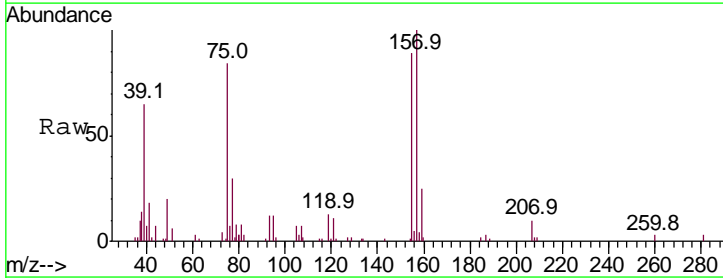
Instrument :
 MSVOA_Y
 ClientSampled :
 VY1102SBSD01

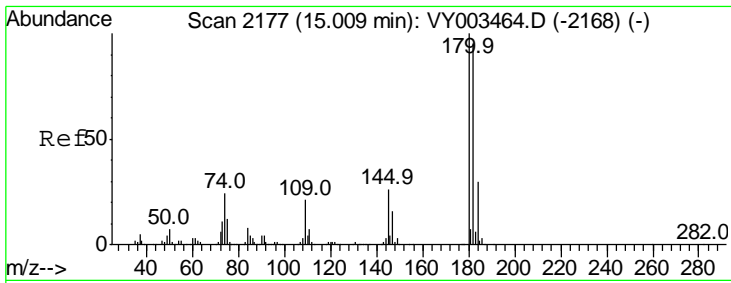
Tgt Ion	Resp	Lower	Upper
146	100		
111	39.5	19.3	57.8
148	63.6	32.3	96.8



#92
 1,2-Dibromo-3-Chloropropane
 Concen: 21.861 ug/l
 RT: 14.36 min Scan# 2070
 Delta R.T. -0.00 min
 Lab File: VY003470.D
 Acq: 02 Nov 2020 14:20

Tgt Ion	Resp	Lower	Upper
75	100		
155	92.1	45.6	136.7
157	112.9	60.3	180.8

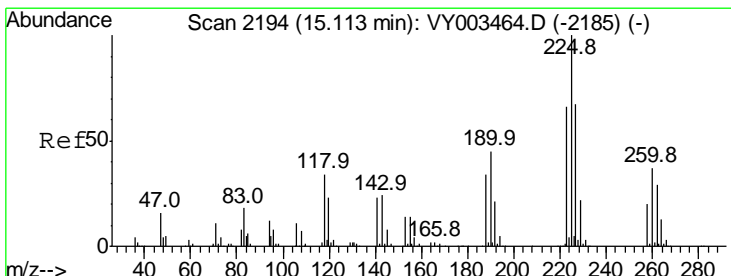
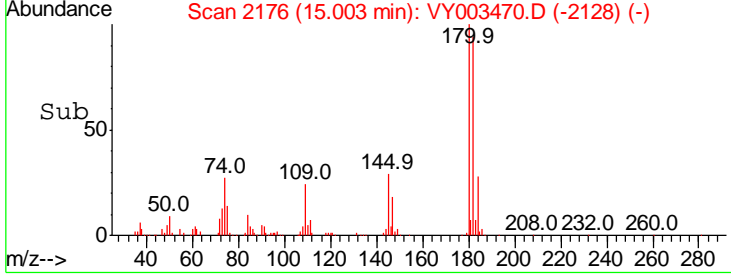
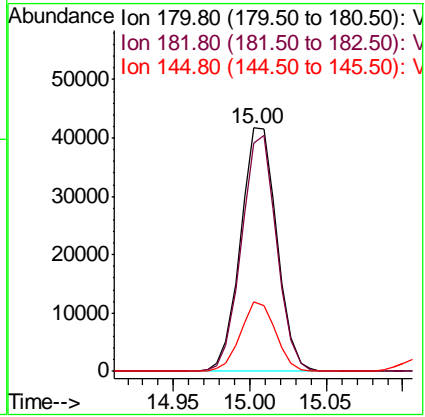
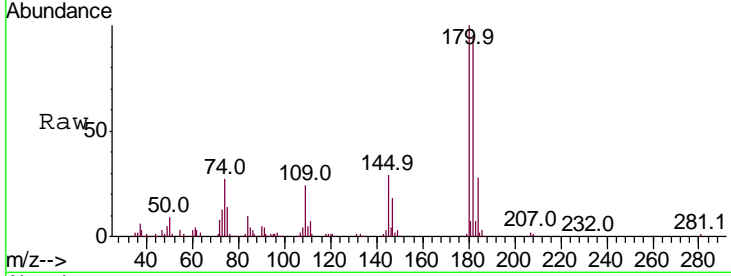




#93
 1,2,4-Trichlorobenzene
 Concen: 21.776 ug/l
 RT: 15.00 min Scan# 2176
 Delta R.T. -0.01 min
 Lab File: VY003470.D
 Acq: 02 Nov 2020 14:20

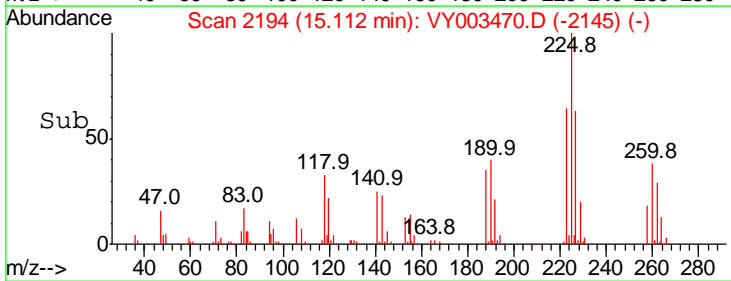
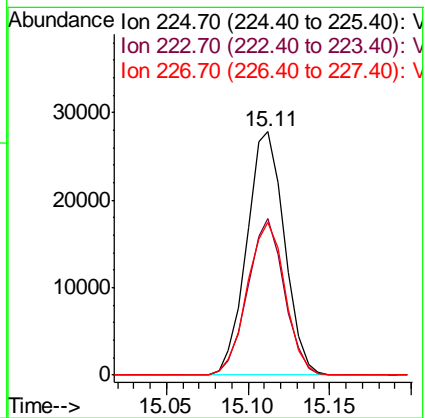
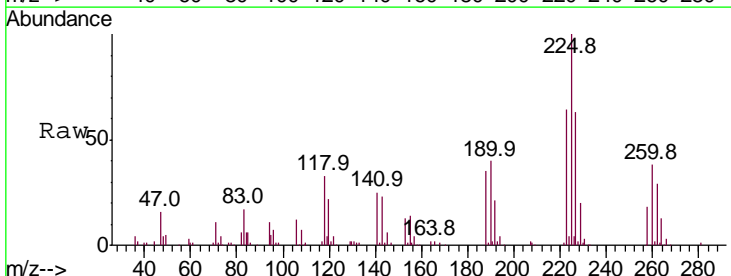
Instrument : MSVOA_Y
 ClientSampleId : VY1102SBSD01

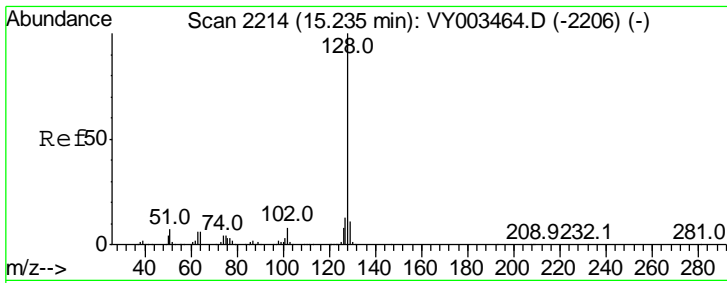
Tgt Ion	Resp	Lower	Upper
180	100		
182	93.8	48.1	144.3
145	27.7	13.8	41.3



#94
 Hexachlorobutadiene
 Concen: 22.102 ug/l
 RT: 15.11 min Scan# 2194
 Delta R.T. -0.00 min
 Lab File: VY003470.D
 Acq: 02 Nov 2020 14:20

Tgt Ion	Resp	Lower	Upper
225	100		
223	62.3	32.1	96.3
227	62.8	32.4	97.2

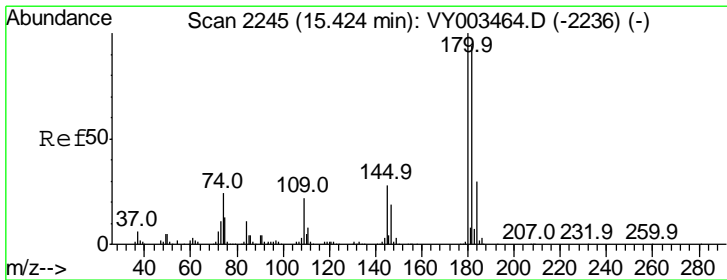
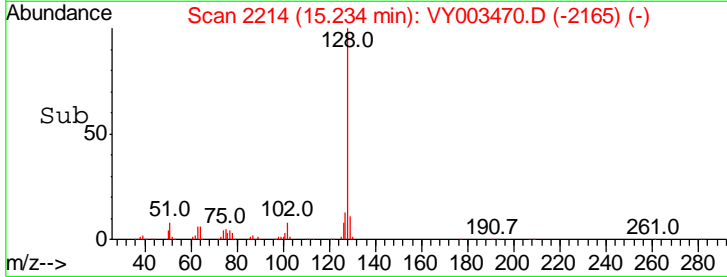
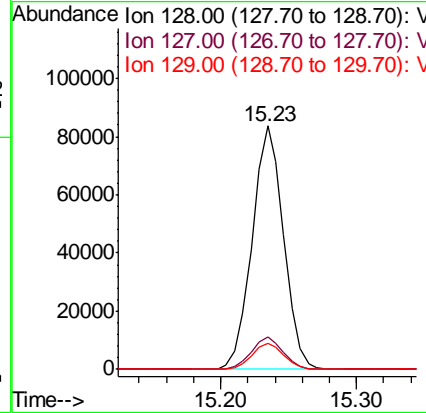
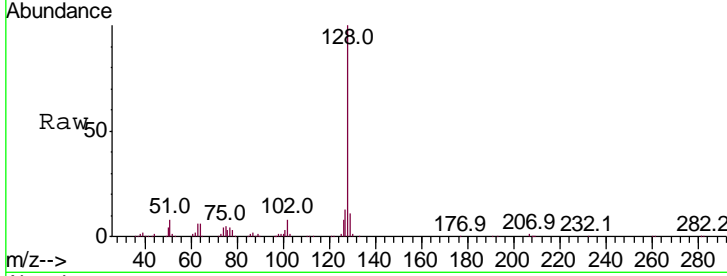




#95
 Naphthalene
 Concen: 21.452 ug/l
 RT: 15.23 min Scan# 2214
 Delta R.T. -0.00 min
 Lab File: VY003470.D
 Acq: 02 Nov 2020 14:20

Instrument :
 MSVOA_Y
 ClientSampled :
 VY1102SBSD01

Tgt Ion	Resp	Lower	Upper
128	135168		
127	13.4	10.5	15.7
129	10.7	8.6	13.0



#96
 1,2,3-Trichlorobenzene
 Concen: 21.015 ug/l
 RT: 15.42 min Scan# 2245
 Delta R.T. -0.00 min
 Lab File: VY003470.D
 Acq: 02 Nov 2020 14:20

Tgt Ion	Resp	Lower	Upper
180	59482		
182	95.4	46.9	140.7
145	29.0	14.4	43.2

