

Data Path : Z:\VOASRV\HPCHEM1\MSVOA N\DATA\VN113018\
 Data File : VN052615.D
 Acq On : 30 Nov 2018 18:54
 Operator : MD\SY
 Sample : J5761-02
 Misc : 5.00mL/MSVOA N/WATER
 ALS Vial : 24 Sample Multiplier: 28

Instrument :
 MSVOA_N
 ClientSampleId :
 AU-06-112918

Quant Time: Dec 01 01:04:25 2018
 Quant Method : Z:\VOASRV\HPCHEM1\MSVOA_N\METHODS\82N112718W.M
 Quant Title : SW846 8260
 QLast Update : Wed Nov 28 01:11:38 2018
 Response via : Initial Calibration

Internal Standards	R.T.	QIon	Response	Conc	Units	Dev(Min)
1) Pentafluorobenzene	7.67	168	1185791	50.00	ug/l	0.00
34) 1,4-Difluorobenzene	8.59	114	1832172	50.00	ug/l	0.00
63) Chlorobenzene-d5	11.41	117	1619779	50.00	ug/l	0.00
72) 1,4-Dichlorobenzene-d4	13.35	152	618012	50.00	ug/l	0.00

System Monitoring Compounds

33) 1,2-Dichloroethane-d4	8.03	65	623296	48.28	ug/l	0.00
Spiked Amount	50.000		Recovery	=	96.56%	
35) Dibromofluoromethane	7.59	113	562847	49.83	ug/l	0.00
Spiked Amount	50.000		Recovery	=	99.66%	
50) Toluene-d8	10.09	98	2239610	50.94	ug/l	0.00
Spiked Amount	50.000		Recovery	=	101.88%	
62) 4-Bromofluorobenzene	12.40	95	706724	47.83	ug/l	0.00
Spiked Amount	50.000		Recovery	=	95.66%	

Target Compounds

						Qvalue
13) Acrolein	3.61	56	759	34.055	ug/l #	38
14) Allyl chloride	4.55	41	69478	3.629	ug/l #	27
16) Acetone	3.82	43	24801	7.283	ug/l	96
18) Methyl Acetate	4.34	43	5499	0.563	ug/l #	73
20) Methylene Chloride	4.55	84	1914292	143.647	ug/l	99
25) 2-Butanone	6.85	43	4381	0.908	ug/l #	88
29) Tetrahydrofuran	7.22	42	1945	0.625	ug/l #	48
31) Cyclohexane	7.67	56	21721	0.617	ug/l #	1
36) 1,1-Dichloropropene	7.66	75	82580	4.773	ug/l #	50
38) Carbon Tetrachloride	7.67	117	105860	6.759	ug/l #	16
43) Isopropyl Acetate	8.17	43	68189	3.816	ug/l #	75
45) 1,2-Dichloropropane	9.27	63	3275	0.239	ug/l #	43
48) Methyl methacrylate	9.18	41	18433	1.978	ug/l #	25
49) 1,4-Dioxane	9.27	88	325	3.361	ug/l #	1
51) 4-Methyl-2-Pentanone	9.99	43	8818	0.880	ug/l	100
52) Toluene	10.16	92	56690	1.850	ug/l	99
54) cis-1,3-Dichloropropene	9.90	75	128545	6.758	ug/l #	61
56) Ethyl methacrylate	10.38	69	118	2.701	ug/l #	25
57) 1,3-Dichloropropane	10.76	76	24486	1.287	ug/l #	43
59) 2-Hexanone	10.77	43	331697	49.294	ug/l #	52
67) Ethyl Benzene	11.51	91	29136	0.498	ug/l	93
68) m/p-Xylenes	11.62	106	35377	1.625	ug/l	99
69) o-Xylene	11.95	106	16927	0.801	ug/l	99
71) Bromoform	12.40	173	4068	0.529	ug/l #	1
74) N-amyl acetate	11.88	43	36773	3.002	ug/l #	52
76) 1,2,3-Trichloropropane	12.40	75	335063	35.158	ug/l #	100
80) 1,3,5-Trimethylbenzene	12.73	105	19682	0.509	ug/l	99
81) trans-1,4-Dichloro-2-buten	12.40	75	335063	117.413	ug/l #	11
84) 1,2,4-Trimethylbenzene	13.04	105	40564	1.047	ug/l	97
85) sec-Butylbenzene	13.04	105	40564	0.864	ug/l #	57
93) 1,2,4-Trichlorobenzene	14.91	180	208	2.847	ug/l #	16
95) Naphthalene	15.14	128	9458	3.807	ug/l	96

Data Path : Z:\VOASRV\HPCHEM1\MSVOA N\DATA\VN113018\
Data File : VN052615.D
Acq On : 30 Nov 2018 18:54
Operator : MD\SY
Sample : J5761-02
Misc : 5.00mL/MSVOA N/WATER
ALS Vial : 24 Sample Multiplier: 28

Instrument :
MSVOA_N
ClientSampleId :
AU-06-112918

Quant Time: Dec 01 01:04:25 2018
Quant Method : Z:\VOASRV\HPCHEM1\MSVOA_N\METHODS\82N112718W.M
Quant Title : SW846 8260
QLast Update : Wed Nov 28 01:11:38 2018
Response via : Initial Calibration

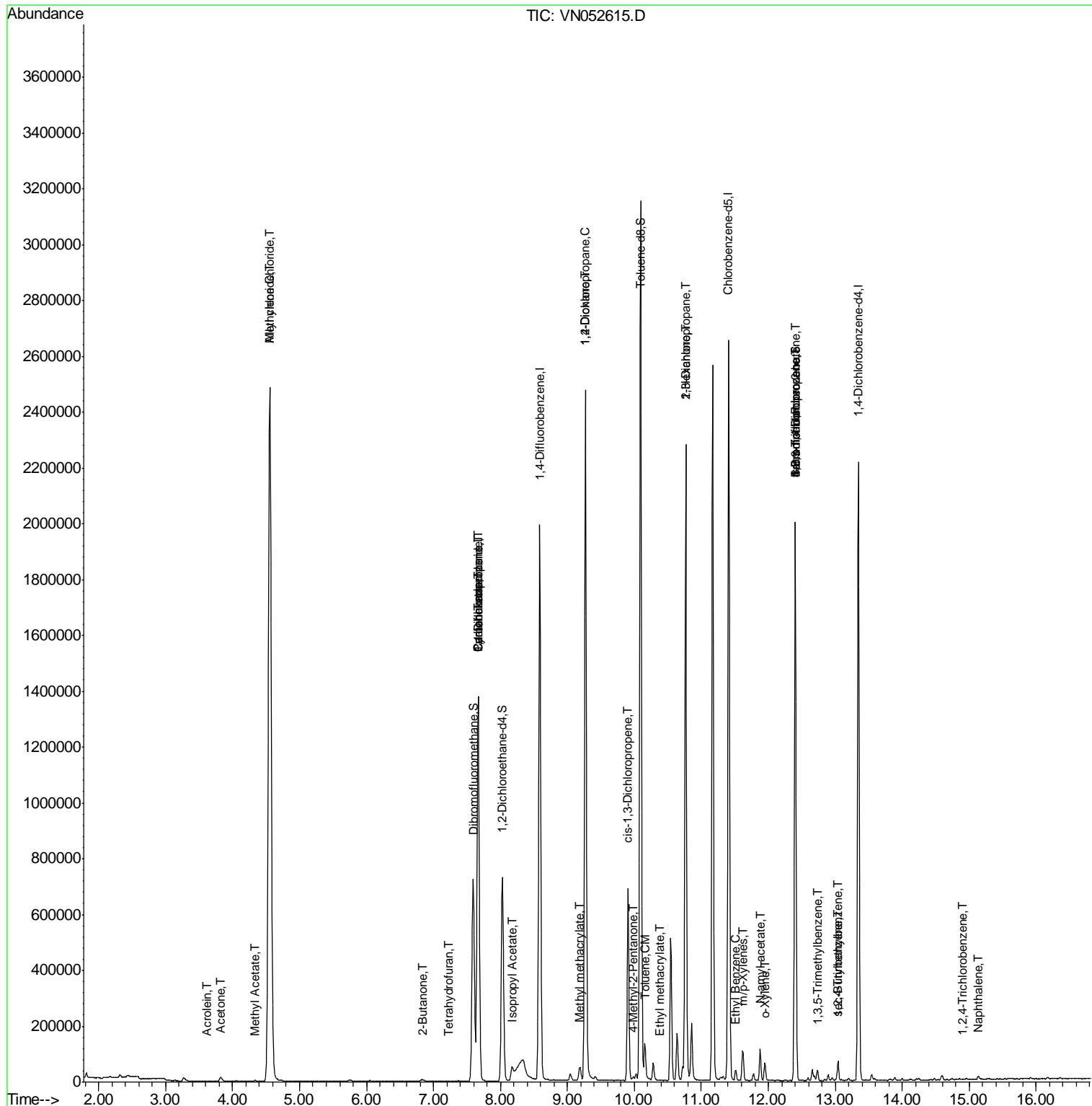
Internal Standards	R.T.	QIon	Response	Conc	Units	Dev(Min)
--------------------	------	------	----------	------	-------	----------

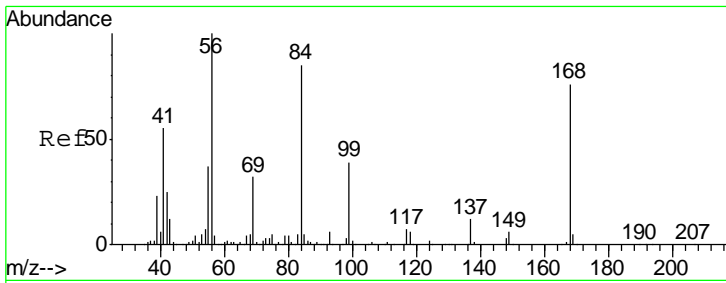
(#) = qualifier out of range (m) = manual integration (+) = signals summed

Data Path : Z:\VOASRV\HPCHEM1\MSVOA N\DATA\VN113018\
 Data File : VN052615.D
 Acq On : 30 Nov 2018 18:54
 Operator : MD\SY
 Sample : J5761-02
 Misc : 5.00mL/MSVOA N/WATER
 ALS Vial : 24 Sample Multiplier: 28

Instrument :
 MSVOA_N
 Client Sampled :
 AU-06-112918

Quant Time: Dec 01 01:04:25 2018
 Quant Method : Z:\VOASRV\HPCHEM1\MSVOA_N\METHODS\82N112718W.M
 Quant Title : SW846 8260
 QLast Update : Wed Nov 28 01:11:38 2018
 Response via : Initial Calibration

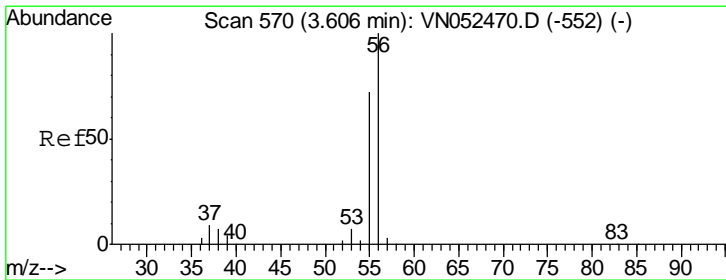
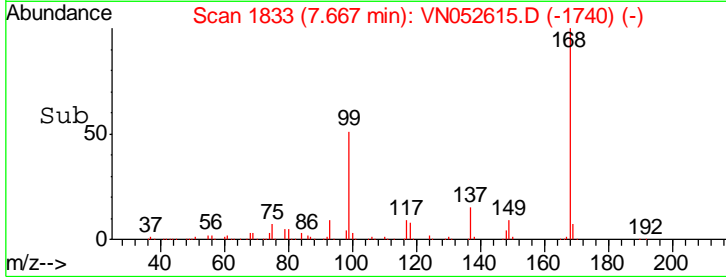
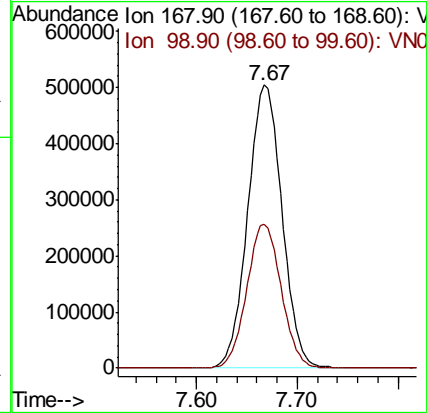
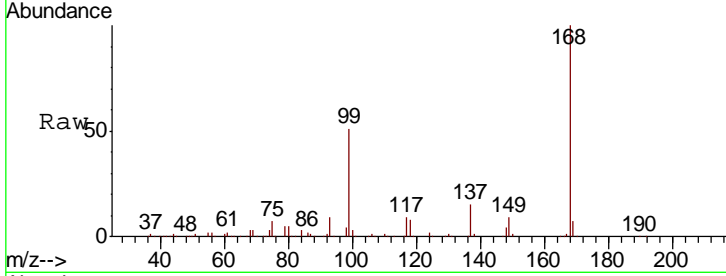




#1
 Pentafluorobenzene
 Concen: 50.000 ug/l
 RT: 7.67 min Scan# 1833
 Delta R.T. -0.00 min
 Lab File: VN052615.D
 Acq: 30 Nov 2018 18:54

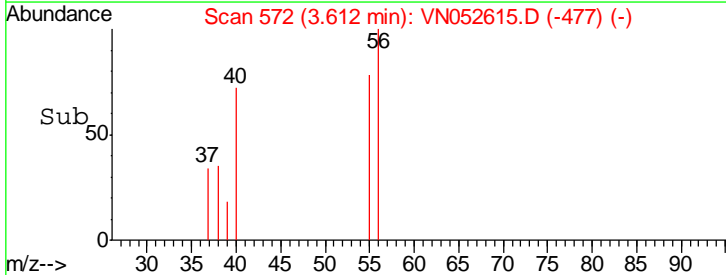
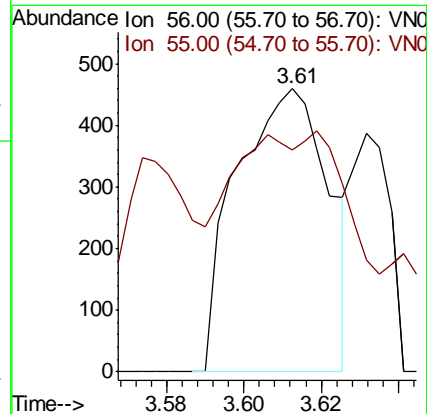
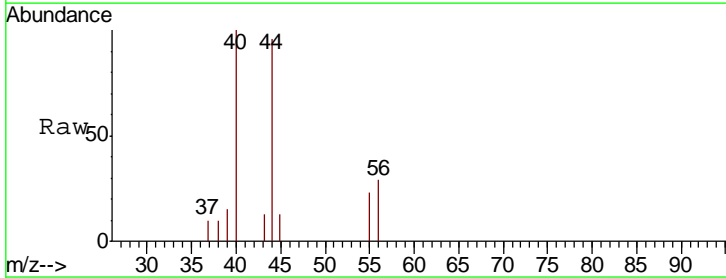
Instrument :
 MSVOA_N
 ClientSampleId :
 AU-06-112918

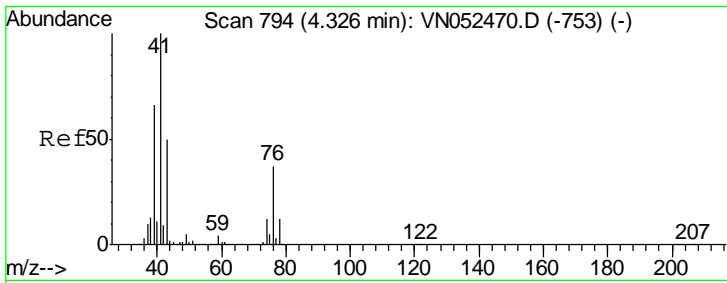
Tgt Ion: 168 Resp: 1185791
 Ion Ratio Lower Upper
 168 100
 99 51.0 41.7 62.5



#13
 Acrolein
 Concen: 34.055 ug/l
 RT: 3.61 min Scan# 572
 Delta R.T. 0.01 min
 Lab File: VN052615.D
 Acq: 30 Nov 2018 18:54

Tgt Ion: 56 Resp: 759
 Ion Ratio Lower Upper
 56 100
 55 19.5 56.8 85.2#

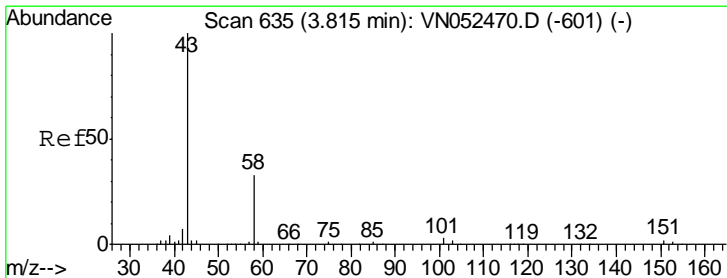
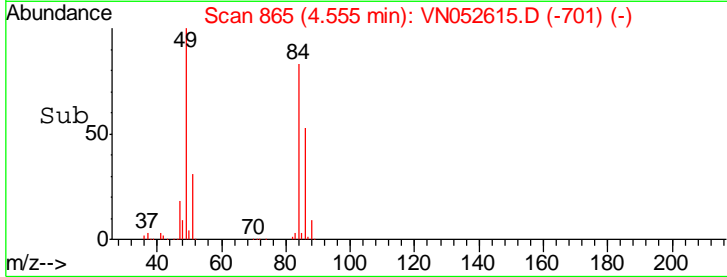
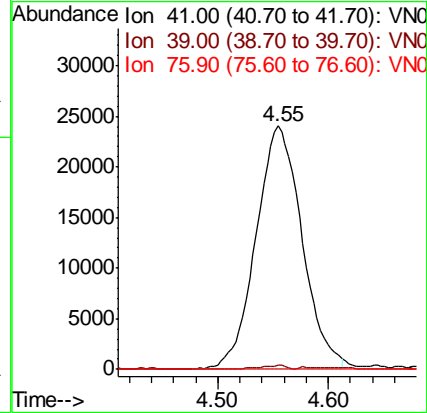
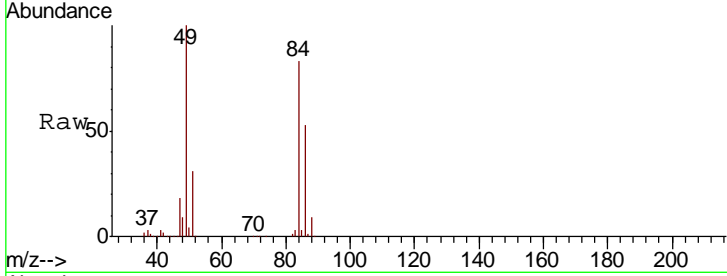




#14
 Allyl chloride
 Concen: 3.629 ug/l
 RT: 4.55 min Scan# 865
 Delta R.T. 0.23 min
 Lab File: VN052615.D
 Acq: 30 Nov 2018 18:54

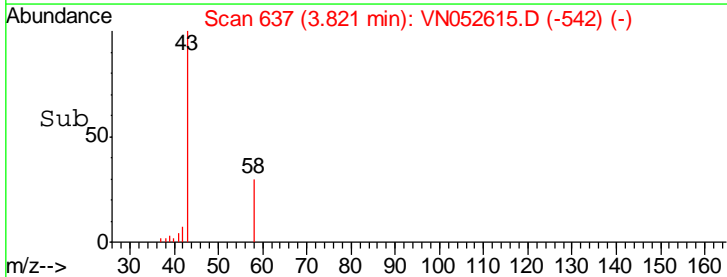
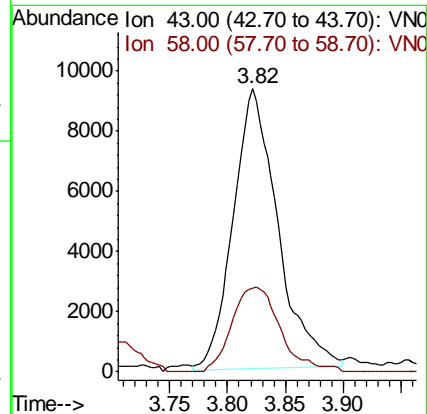
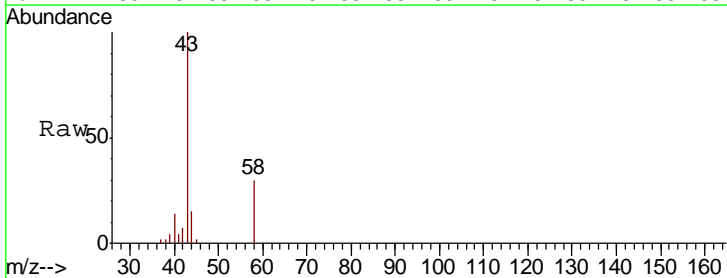
Instrument :
 MSVOA_N
 ClientSampled :
 AU-06-112918

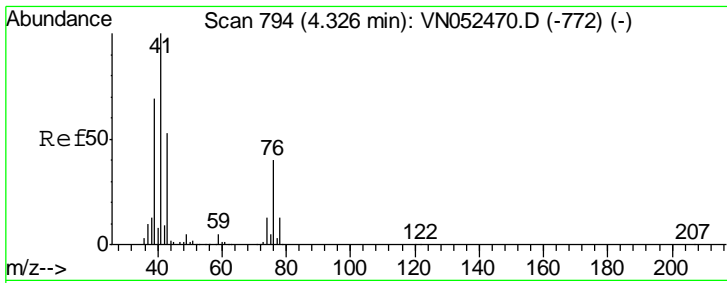
Tgt Ion	Resp	Lower	Upper
41	100		
39	0.7	50.6	76.0#
76	0.0	27.4	41.2#



#16
 Acetone
 Concen: 7.283 ug/l
 RT: 3.82 min Scan# 637
 Delta R.T. 0.01 min
 Lab File: VN052615.D
 Acq: 30 Nov 2018 18:54

Tgt Ion	Resp	Lower	Upper
43	100		
58	30.2	26.0	39.0

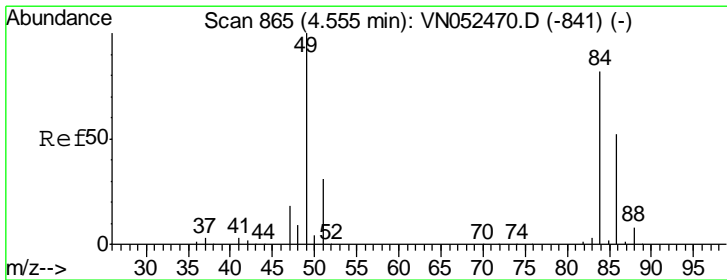
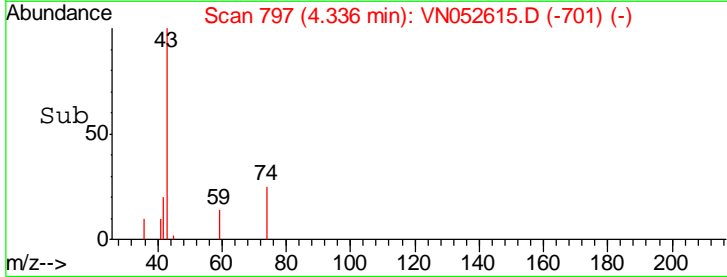
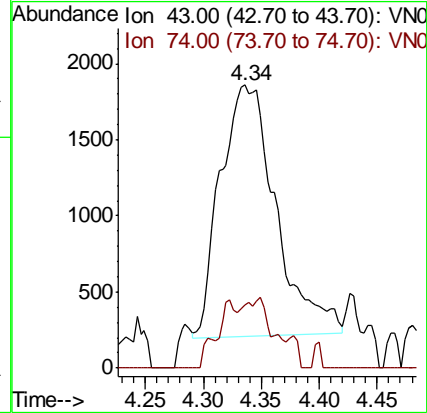
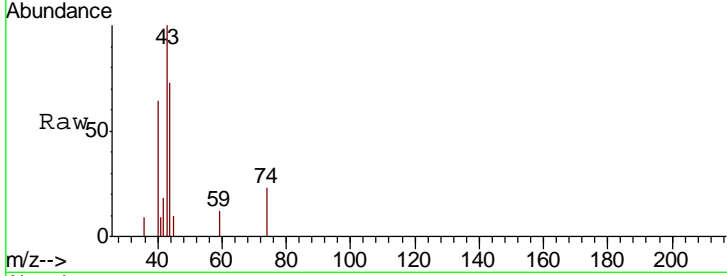




#18
 Methyl Acetate
 Concen: 0.563 ug/l
 RT: 4.34 min Scan# 797
 Delta R.T. 0.01 min
 Lab File: VN052615.D
 Acq: 30 Nov 2018 18:54

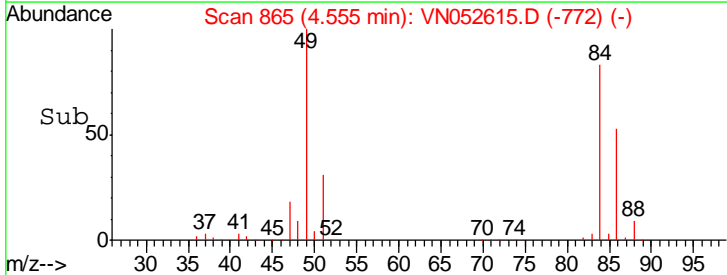
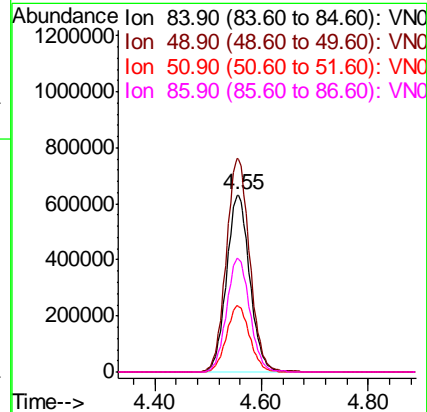
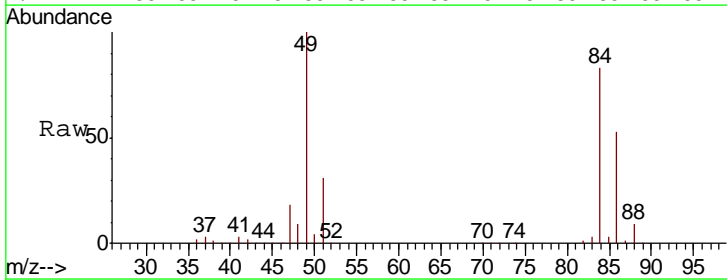
Instrument :
 MSVOA_N
 ClientSampleId :
 AU-06-112918

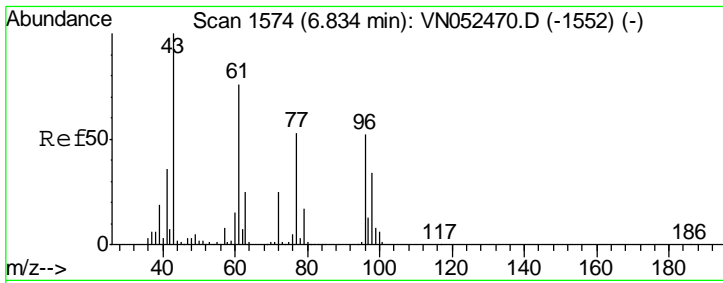
Tgt Ion	Resp	Lower	Upper
43	100		
74	10.0	18.6	27.8#



#20
 Methylene Chloride
 Concen: 143.647 ug/l
 RT: 4.55 min Scan# 865
 Delta R.T. -0.00 min
 Lab File: VN052615.D
 Acq: 30 Nov 2018 18:54

Tgt Ion	Resp	Lower	Upper
84	100		
49	120.8	98.0	147.0
51	37.5	30.1	45.1
86	64.3	50.7	76.1

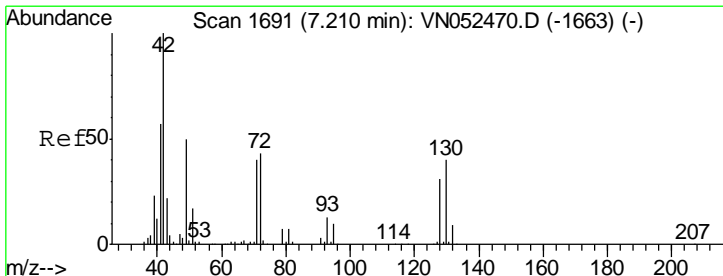
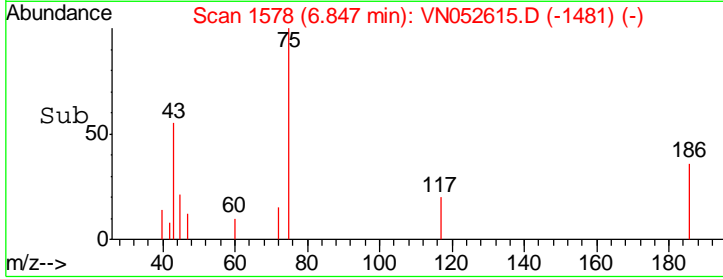
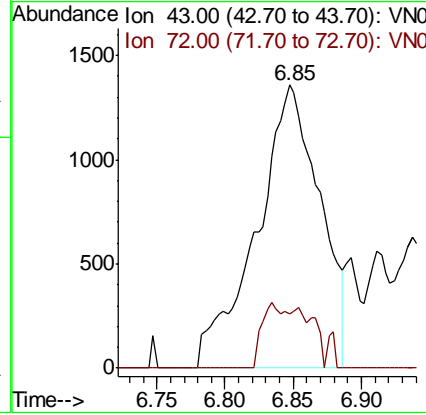
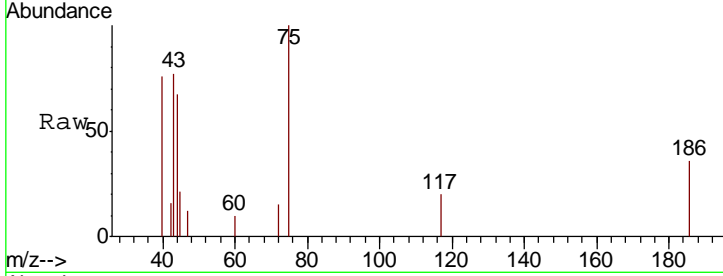




#25
 2-Butanone
 Concen: 0.908 ug/l
 RT: 6.85 min Scan# 1578
 Delta R.T. 0.01 min
 Lab File: VN052615.D
 Acq: 30 Nov 2018 18:54

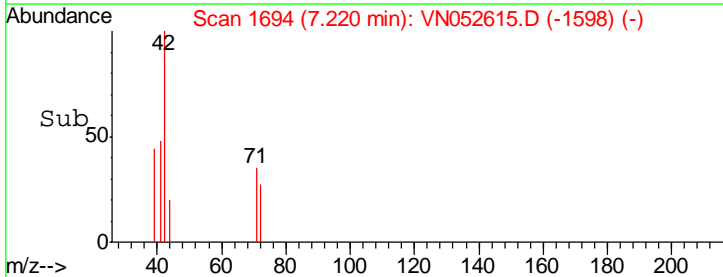
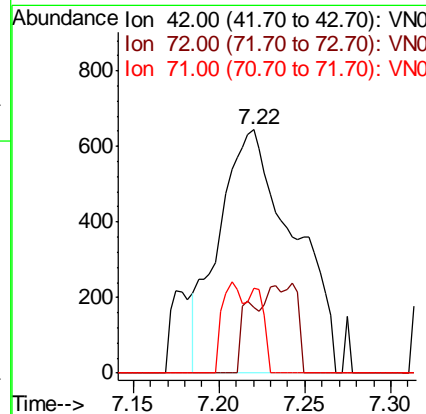
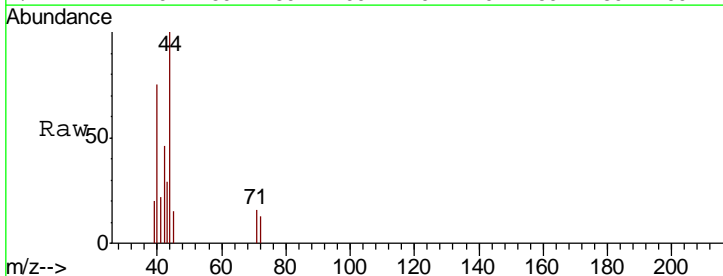
Instrument : MSVOA_N
 ClientSampled : AU-06-112918

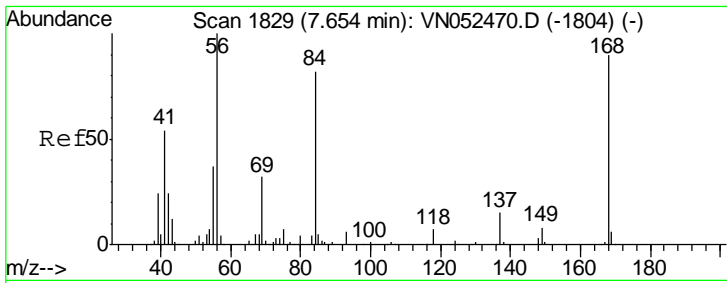
Tgt Ion: 43 Resp: 4381
 Ion Ratio Lower Upper
 43 100
 72 19.3 20.1 30.1#



#29
 Tetrahydrofuran
 Concen: 0.625 ug/l
 RT: 7.22 min Scan# 1694
 Delta R.T. 0.01 min
 Lab File: VN052615.D
 Acq: 30 Nov 2018 18:54

Tgt Ion: 42 Resp: 1945
 Ion Ratio Lower Upper
 42 100
 72 7.0 33.3 49.9#
 71 10.2 32.0 48.0#

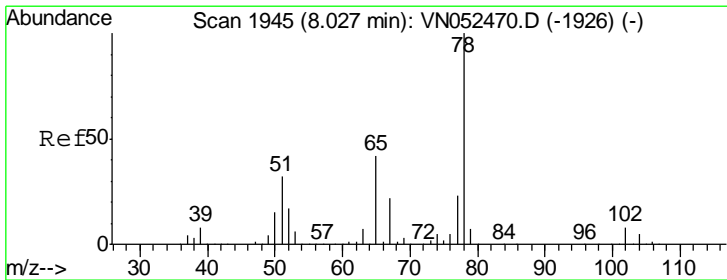
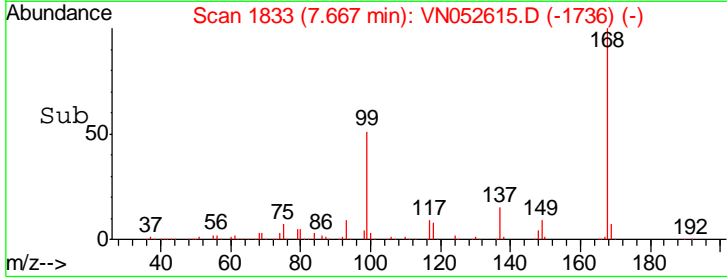
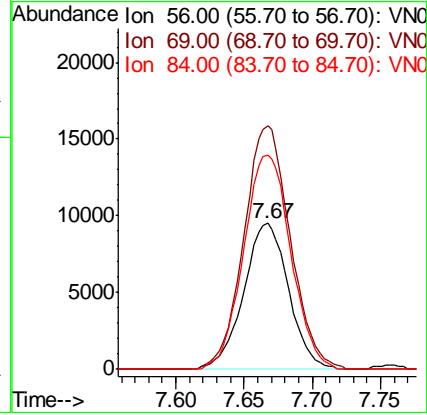
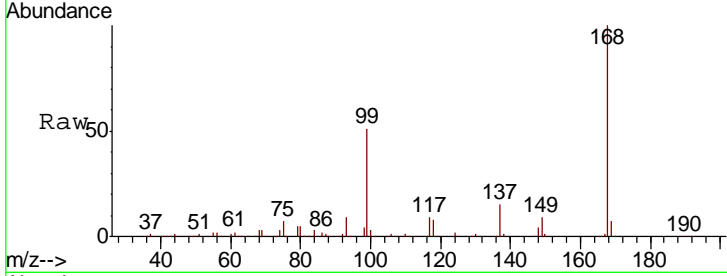




#31
 Cyclohexane
 Concen: 0.617 ug/l
 RT: 7.67 min Scan# 1833
 Delta R.T. 0.01 min
 Lab File: VN052615.D
 Acq: 30 Nov 2018 18:54

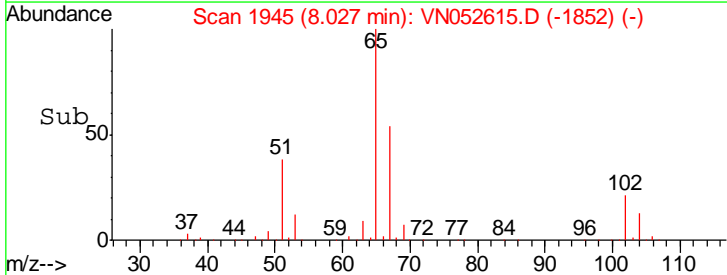
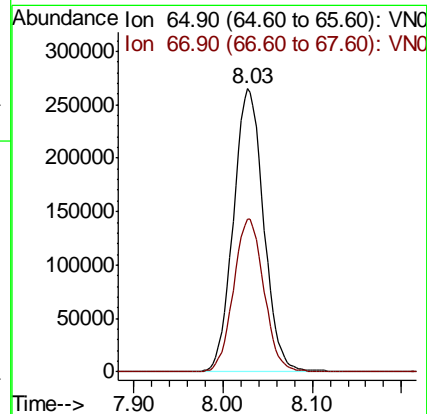
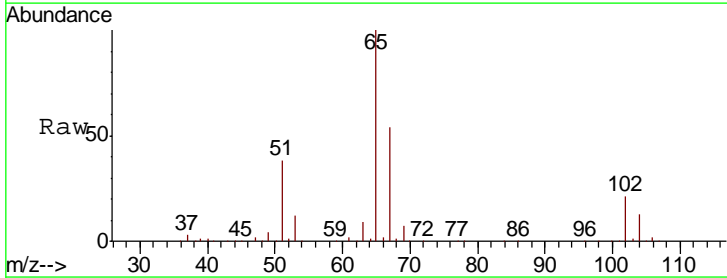
Instrument :
 MSVOA_N
 ClientSampled :
 AU-06-112918

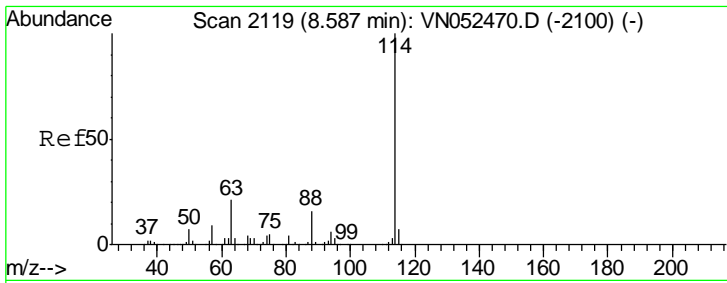
Tgt Ion	Resp	Lower	Upper
56	100		
69	167.0	25.8	38.6#
84	146.7	65.3	97.9#



#33
 1,2-Dichloroethane-d4
 Concen: N.D. ug/l
 RT: 8.03 min Scan# 1945
 Delta R.T. -0.00 min
 Lab File: VN052615.D
 Acq: 30 Nov 2018 18:54

Tgt Ion	Resp	Lower	Upper
65	100		
67	54.1	0.0	109.8

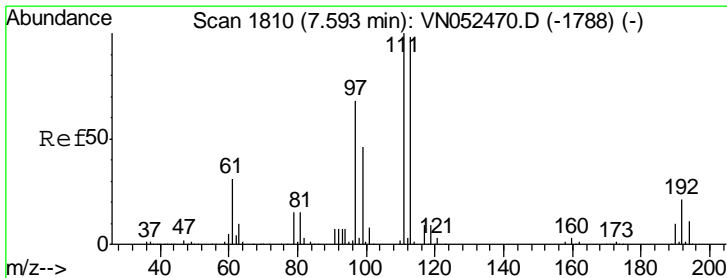
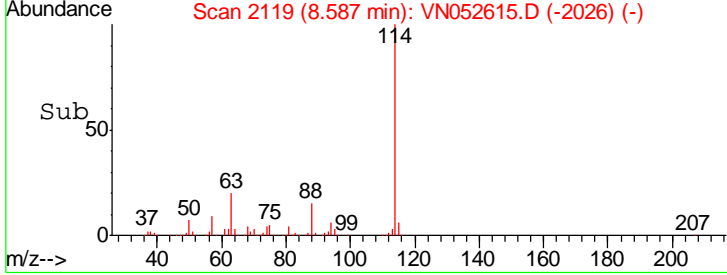
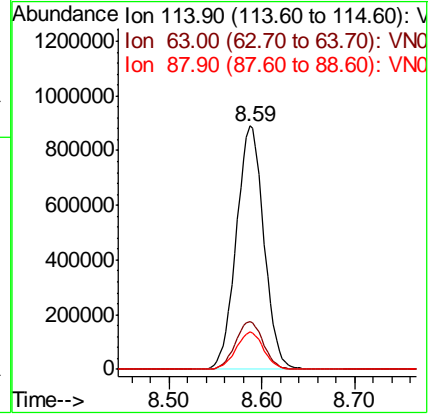
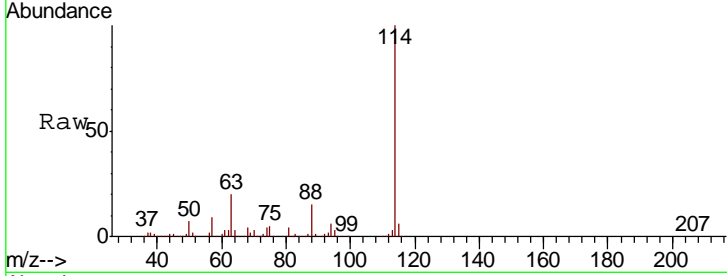




#34
 1,4-Difluorobenzene
 Concen: 50.000 ug/l
 RT: 8.59 min Scan# 2119
 Delta R.T. -0.00 min
 Lab File: VN052615.D
 Acq: 30 Nov 2018 18:54

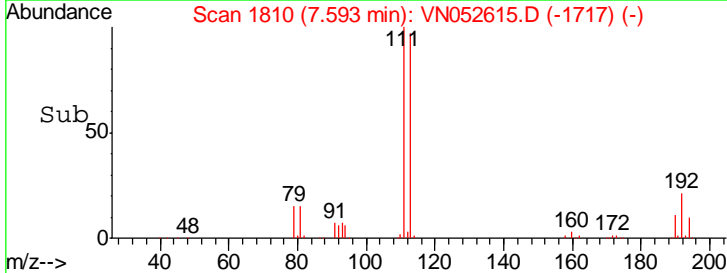
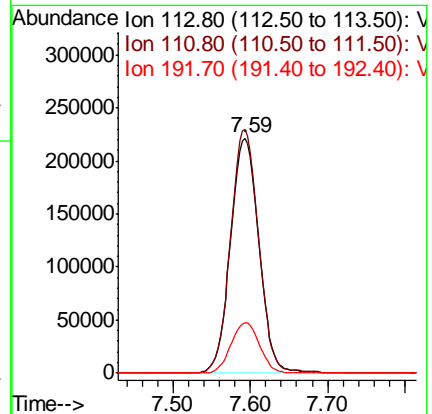
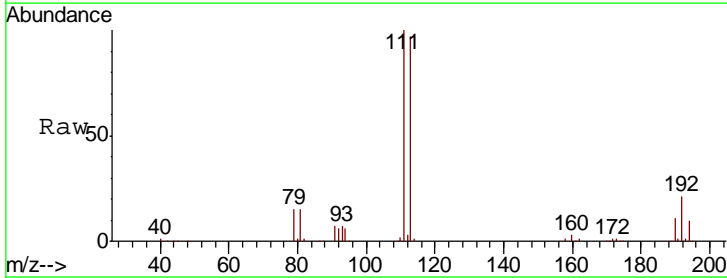
Instrument :
 MSVOA_N
 ClientSampleId :
 AU-06-112918

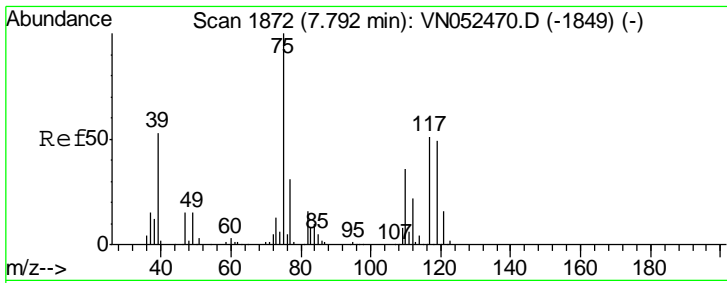
Tgt Ion	Resp	Lower	Upper
114	1832172		
63	19.7	0.0	41.8
88	15.3	0.0	31.6



#35
 Dibromofluoromethane
 Concen: 50.000 ug/l
 RT: 7.59 min Scan# 1810
 Delta R.T. -0.00 min
 Lab File: VN052615.D
 Acq: 30 Nov 2018 18:54

Tgt Ion	Resp	Lower	Upper
113	562847		
111	102.4	82.0	123.0
192	21.6	17.0	25.6

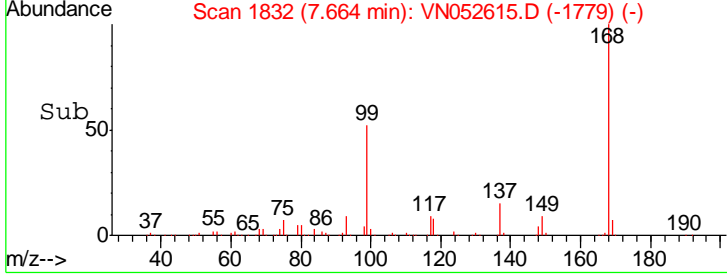
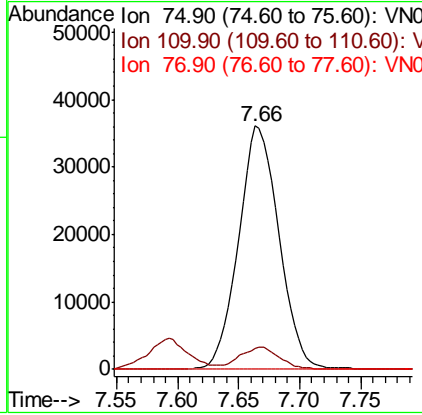
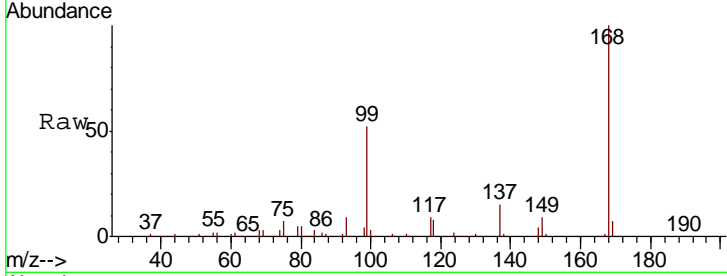




#36
 1,1-Dichloropropene
 Concen: 4.773 ug/l
 RT: 7.66 min Scan# 1832
 Delta R.T. -0.13 min
 Lab File: VN052615.D
 Acq: 30 Nov 2018 18:54

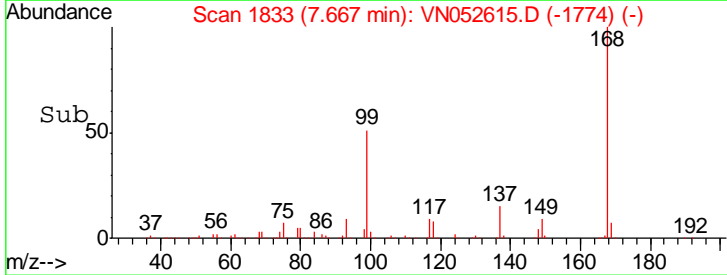
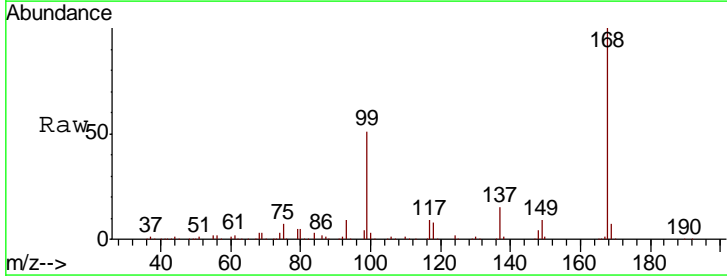
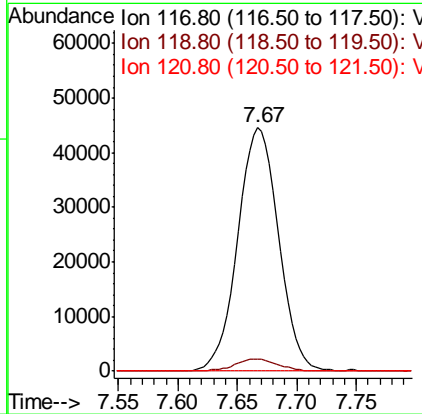
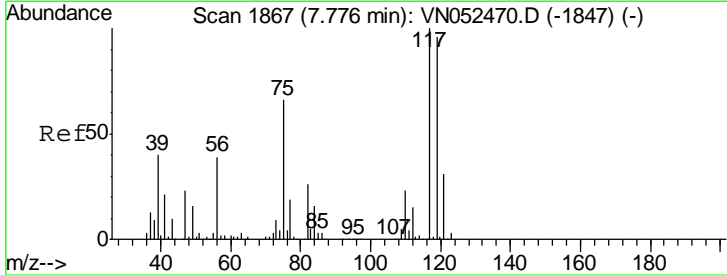
Instrument : MSVOA_N
 ClientSampleID : AU-06-112918

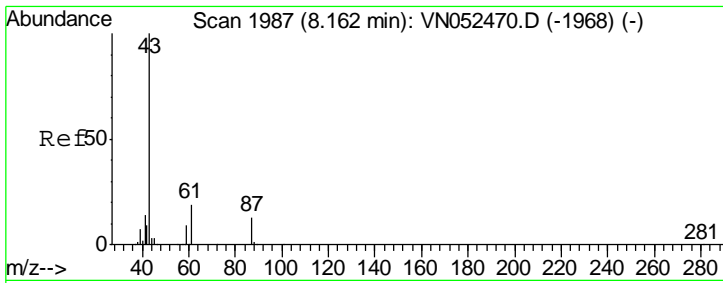
Tgt Ion	Resp	Lower	Upper
75	100		
110	9.0	17.5	52.6#
77	0.0	24.5	36.7#



#38
 Carbon Tetrachloride
 Concen: 6.759 ug/l
 RT: 7.67 min Scan# 1833
 Delta R.T. -0.11 min
 Lab File: VN052615.D
 Acq: 30 Nov 2018 18:54

Tgt Ion	Resp	Lower	Upper
117	100		
119	5.1	76.8	115.2#
121	0.0	24.9	37.3#

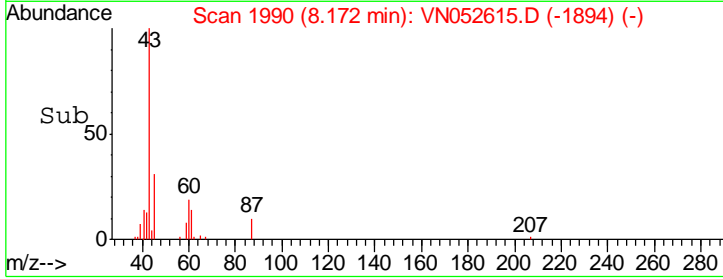
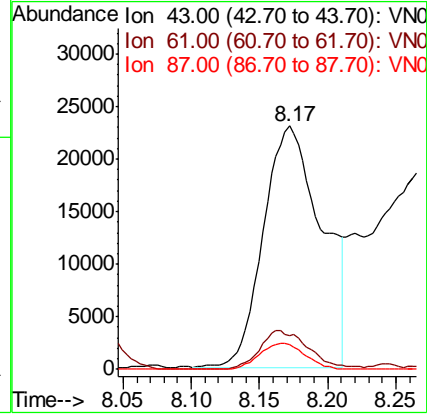
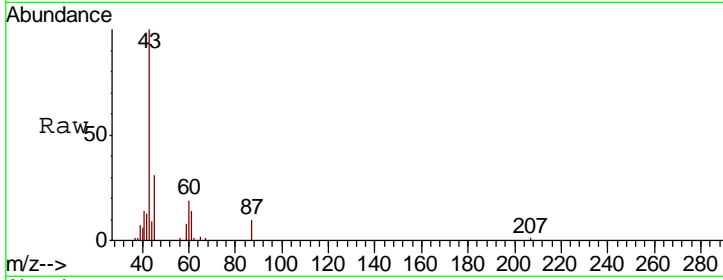




#43
 Isopropyl Acetate
 Concen: 3.816 ug/l
 RT: 8.17 min Scan# 1990
 Delta R.T. 0.01 min
 Lab File: VN052615.D
 Acq: 30 Nov 2018 18:54

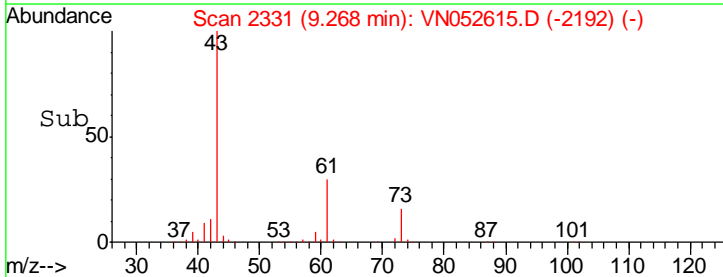
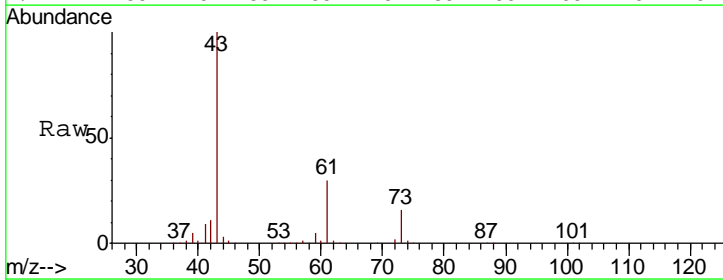
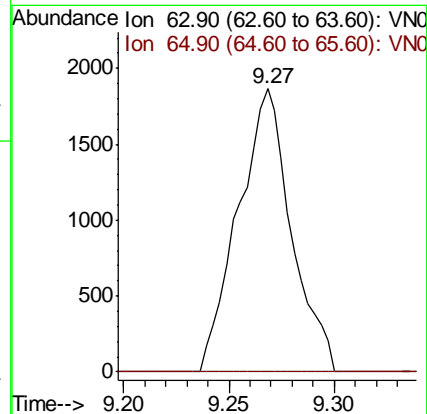
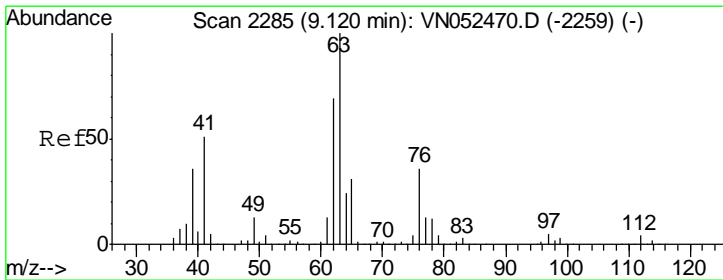
Instrument :
 MSVOA_N
 ClientSampled :
 AU-06-112918

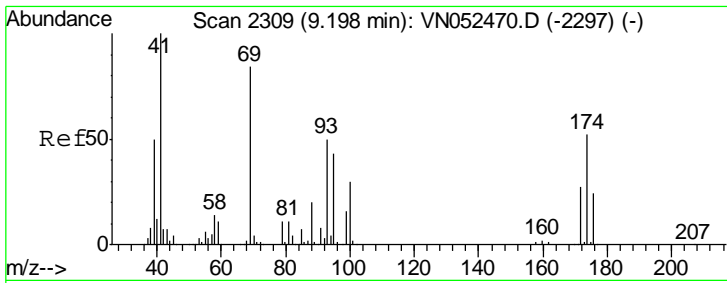
Tgt Ion	Resp	Lower	Upper
43	68189		
61	13.6	24.1	36.1#
87	8.3	10.6	15.8#



#45
 1,2-Dichloropropane
 Concen: 0.239 ug/l
 RT: 9.27 min Scan# 2331
 Delta R.T. 0.15 min
 Lab File: VN052615.D
 Acq: 30 Nov 2018 18:54

Tgt Ion	Resp	Lower	Upper
63	3275		
65	0.0	25.0	37.6#

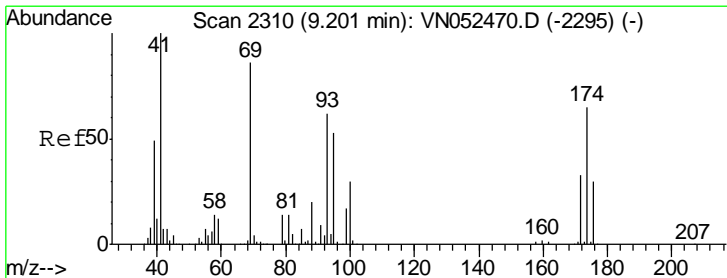
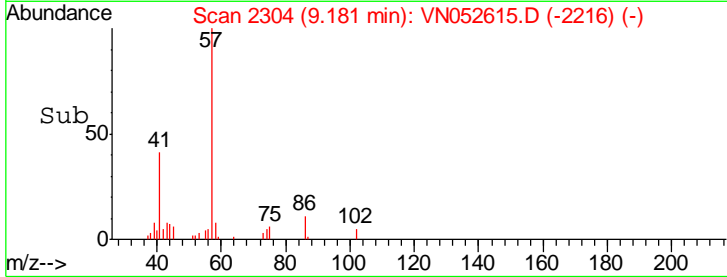
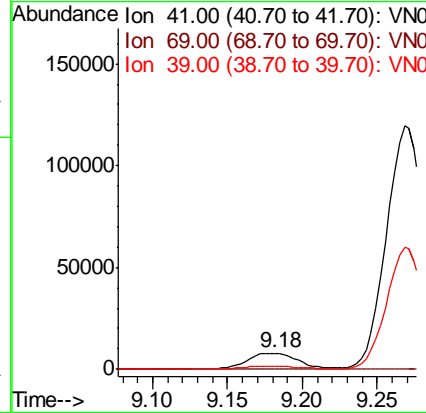
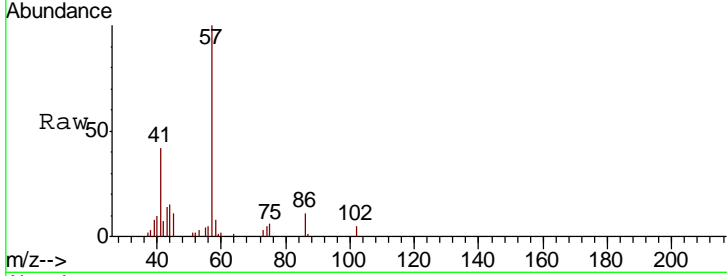




#48
 Methyl methacrylate
 Concen: 1.978 ug/l
 RT: 9.18 min Scan# 2304
 Delta R.T. -0.02 min
 Lab File: VN052615.D
 Acq: 30 Nov 2018 18:54

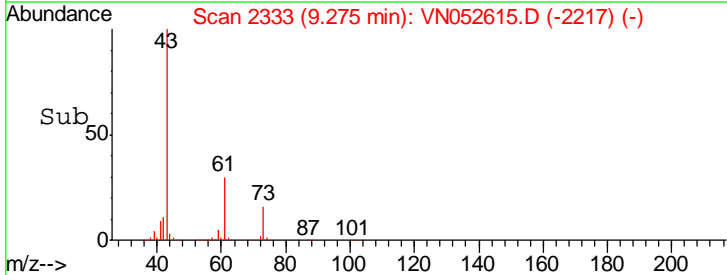
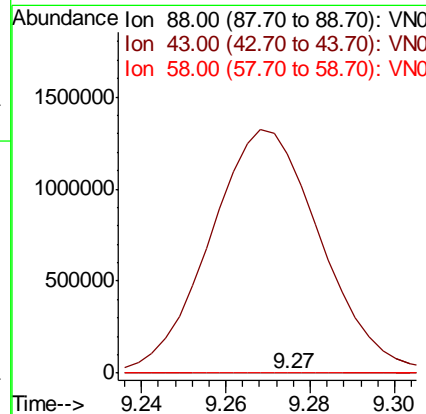
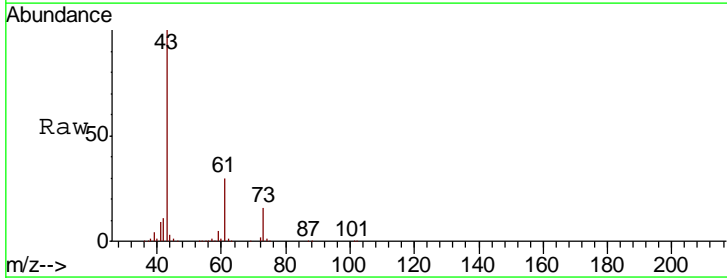
Instrument :
 MSVOA_N
 ClientSampled :
 AU-06-112918

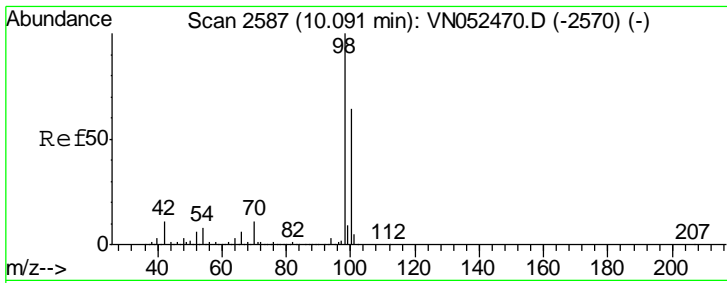
Tgt Ion: 41 Resp: 18433
 Ion Ratio Lower Upper
 41 100
 69 0.0 70.0 105.0#
 39 22.5 42.6 64.0#



#49
 1,4-Dioxane
 Concen: 3.361 ug/l
 RT: 9.27 min Scan# 2333
 Delta R.T. 0.07 min
 Lab File: VN052615.D
 Acq: 30 Nov 2018 18:54

Tgt Ion: 88 Resp: 325
 Ion Ratio Lower Upper
 88 100
 43 756944.6 26.4 39.6#
 58 3452.3 55.4 83.0#

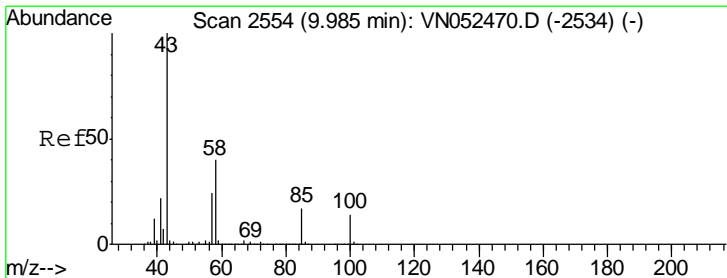
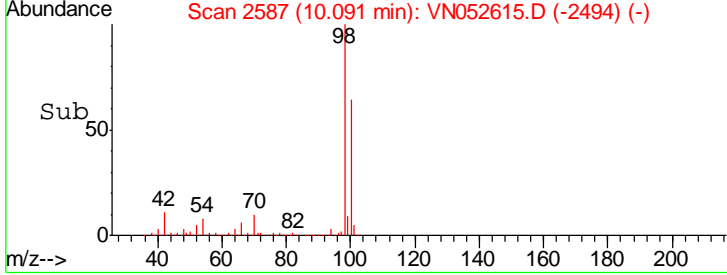
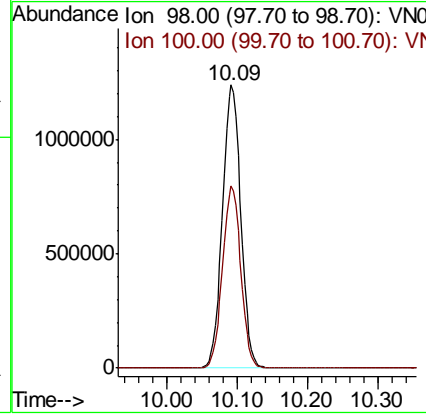
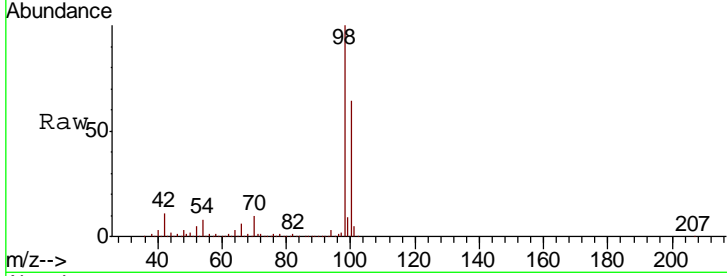




#50
 Toluene-d8
 Concen: 3.361 ug/l
 RT: 10.09 min Scan# 2587
 Delta R.T. -0.00 min
 Lab File: VN052615.D
 Acq: 30 Nov 2018 18:54

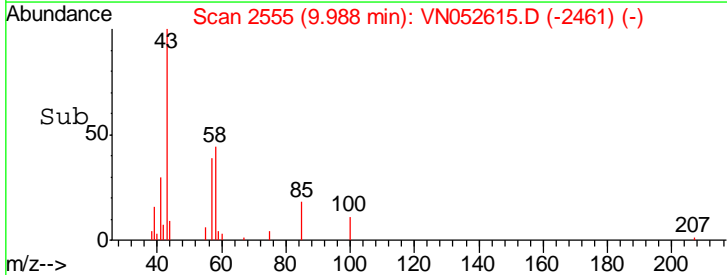
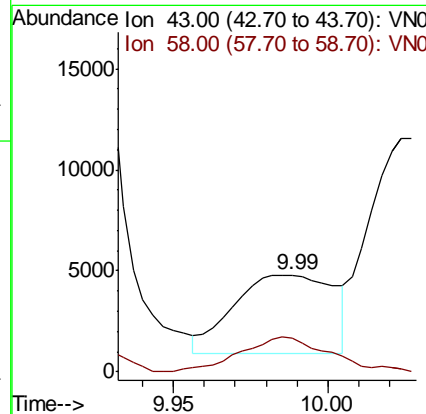
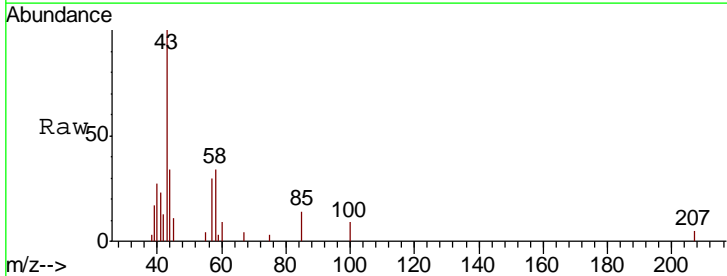
Instrument :
 MSVOA_N
 ClientSampled :
 AU-06-112918

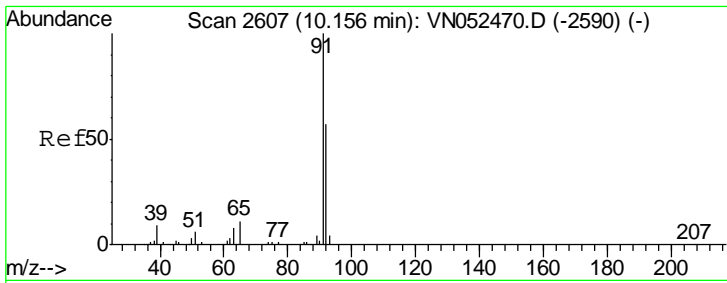
Tgt Ion: 98 Resp: 2239610
 Ion Ratio Lower Upper
 98 100
 100 64.2 51.3 76.9



#51
 4-Methyl-2-Pentanone
 Concen: 0.880 ug/l
 RT: 9.99 min Scan# 2555
 Delta R.T. 0.00 min
 Lab File: VN052615.D
 Acq: 30 Nov 2018 18:54

Tgt Ion: 43 Resp: 8818
 Ion Ratio Lower Upper
 43 100
 58 39.4 31.5 47.3

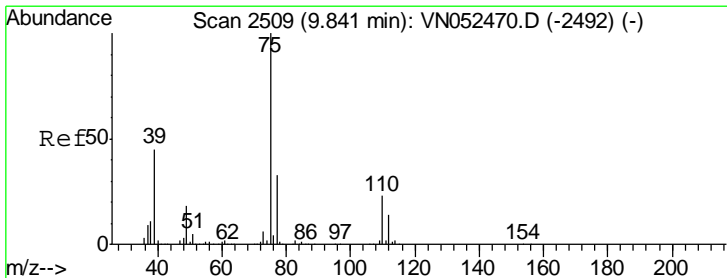
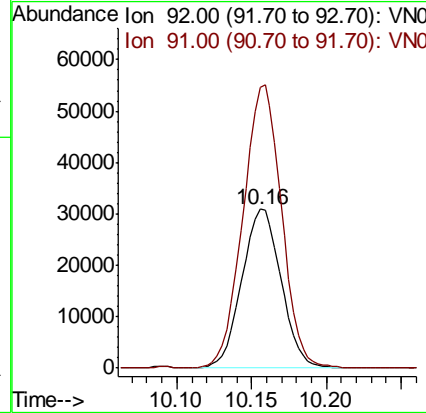
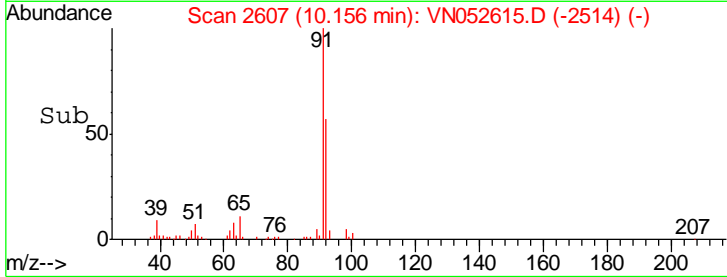
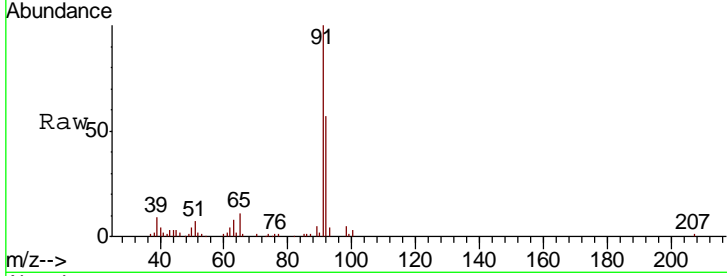




#52
 Toluene
 Concen: 1.850 ug/l
 RT: 10.16 min Scan# 2607
 Delta R.T. -0.00 min
 Lab File: VN052615.D
 Acq: 30 Nov 2018 18:54

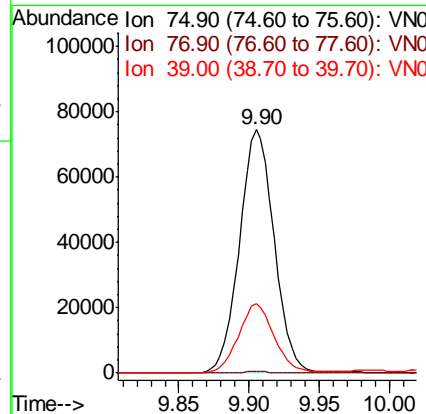
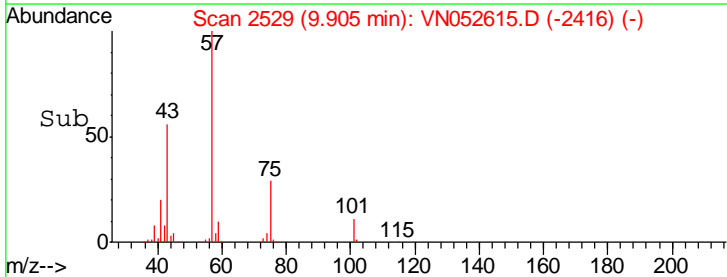
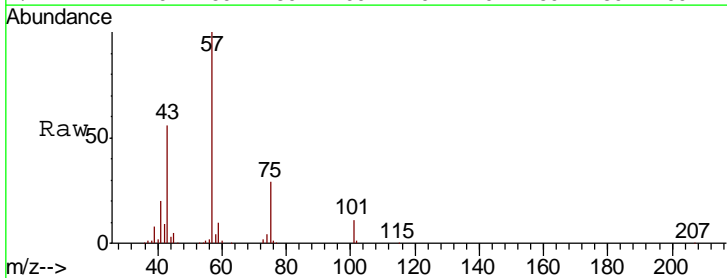
Instrument :
 MSVOA_N
 ClientSampled :
 AU-06-112918

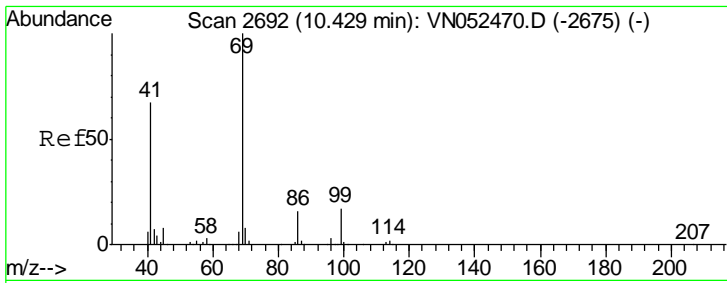
Tgt Ion	Resp	Lower	Upper
92	56690		
92	100		
91	174.4	141.0	211.4



#54
 cis-1,3-Dichloropropene
 Concen: 6.758 ug/l
 RT: 9.90 min Scan# 2529
 Delta R.T. 0.06 min
 Lab File: VN052615.D
 Acq: 30 Nov 2018 18:54

Tgt Ion	Resp	Lower	Upper
75	128545		
75	100		
77	0.5	26.2	39.2#
39	28.6	36.0	54.0#

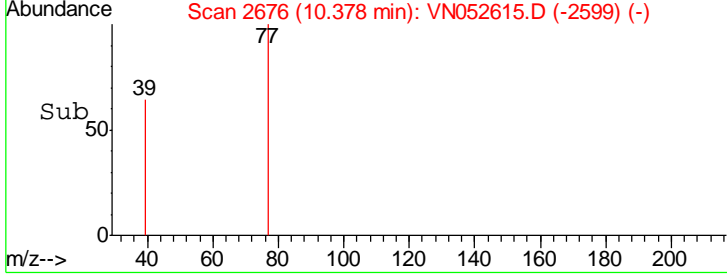
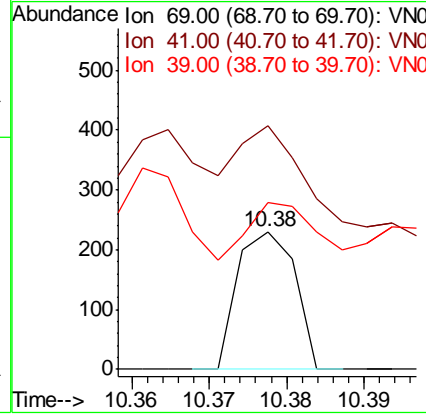
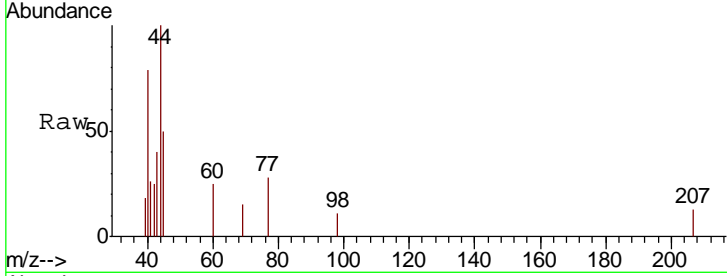




#56
 Ethyl methacrylate
 Concen: 2.701 ug/l
 RT: 10.38 min Scan# 2676
 Delta R.T. -0.05 min
 Lab File: VN052615.D
 Acq: 30 Nov 2018 18:54

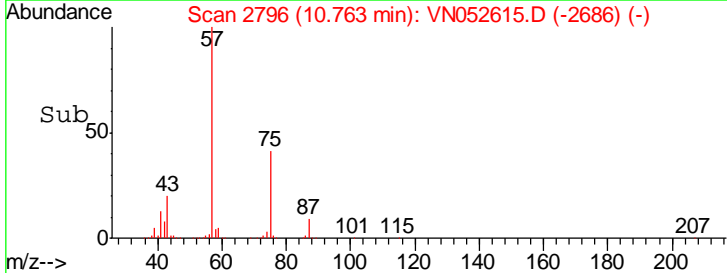
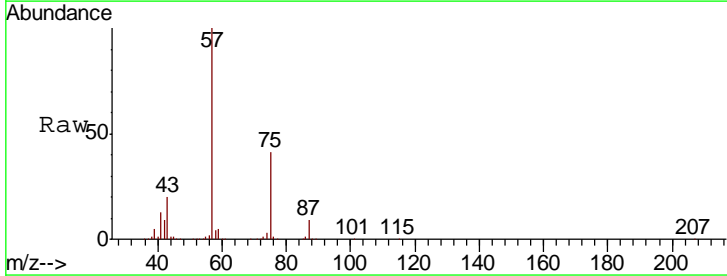
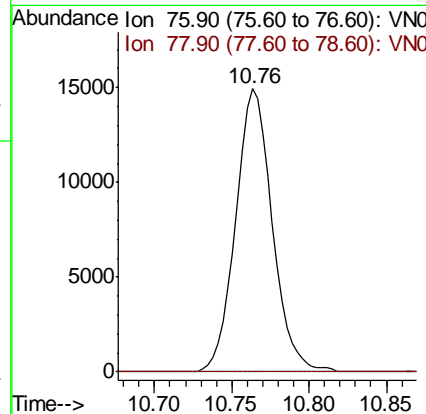
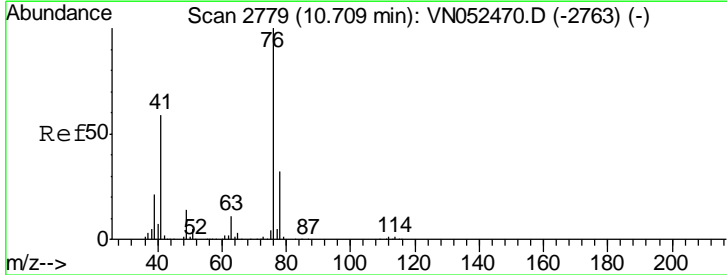
Instrument : MSVOA_N
 Client Sampled : AU-06-112918

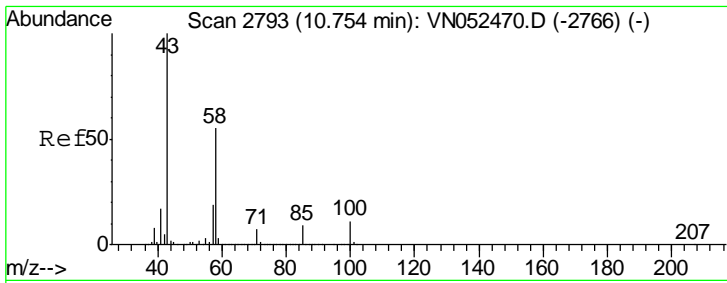
Tgt Ion	Resp	Lower	Upper
69	118		
41	0.0	52.6	79.0#
39	0.0	25.9	38.9#



#57
 1,3-Dichloropropane
 Concen: 1.287 ug/l
 RT: 10.76 min Scan# 2796
 Delta R.T. 0.05 min
 Lab File: VN052615.D
 Acq: 30 Nov 2018 18:54

Tgt Ion	Resp	Lower	Upper
76	24486		
78	0.0	25.6	38.4#

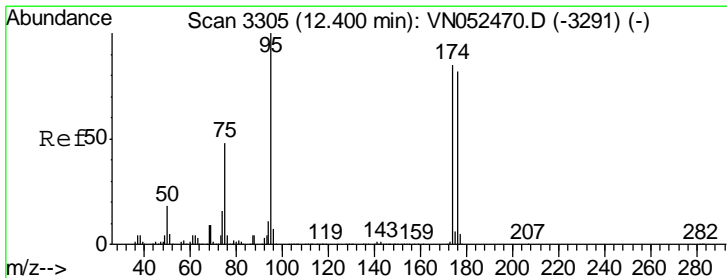
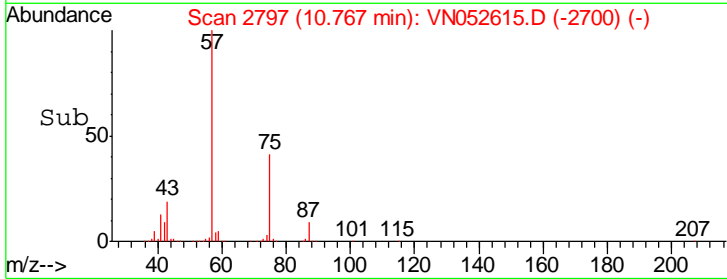
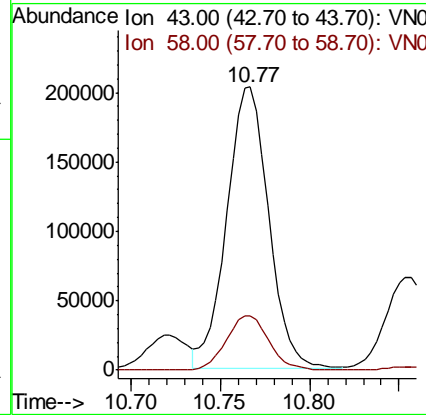
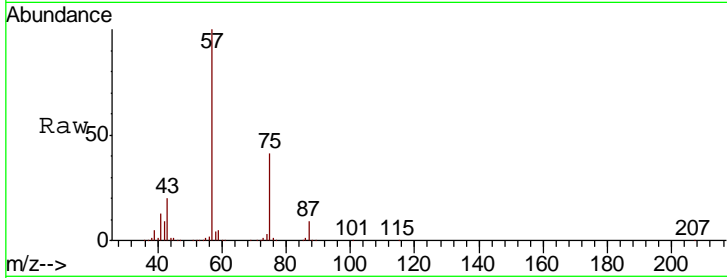




#59
 2-Hexanone
 Concen: 49.294 ug/l
 RT: 10.77 min Scan# 2797
 Delta R.T. 0.01 min
 Lab File: VN052615.D
 Acq: 30 Nov 2018 18:54

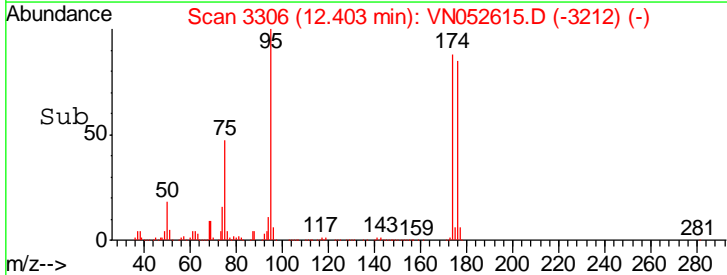
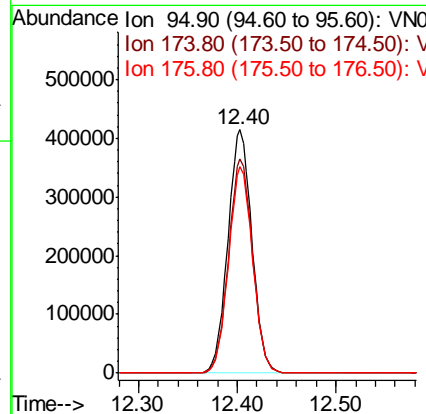
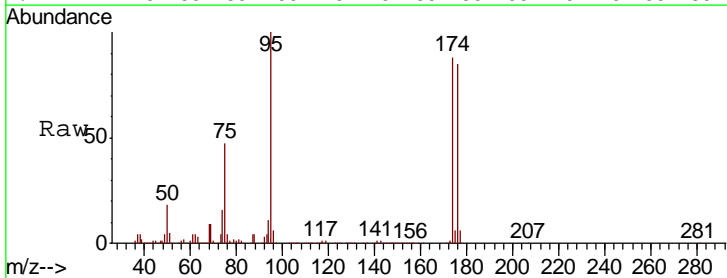
Instrument :
 MSVOA_N
 ClientSampled :
 AU-06-112918

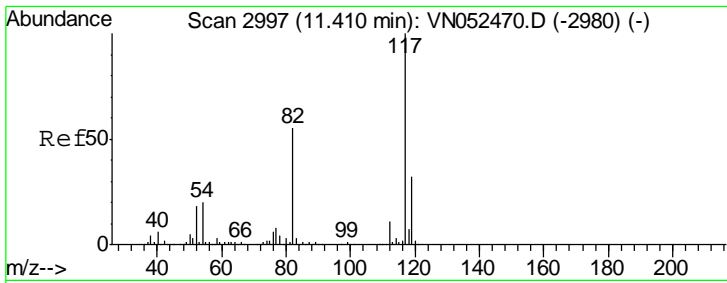
Tgt Ion: 43 Resp: 331697
 Ion Ratio Lower Upper
 43 100
 58 19.9 27.4 82.0#



#62
 4-Bromofluorobenzene
 Concen: Below ug/l
 RT: 12.40 min Scan# 3306
 Delta R.T. 0.00 min
 Lab File: VN052615.D
 Acq: 30 Nov 2018 18:54

Tgt Ion: 95 Resp: 706724
 Ion Ratio Lower Upper
 95 100
 174 88.2 0.0 173.0
 176 84.9 0.0 166.2



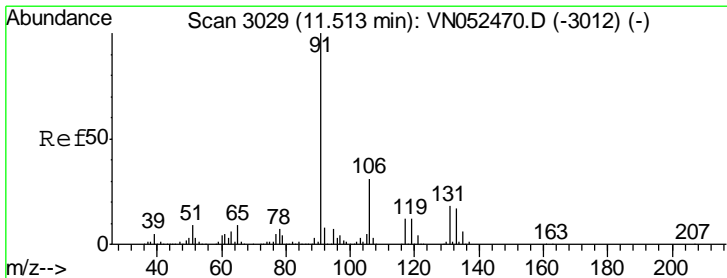
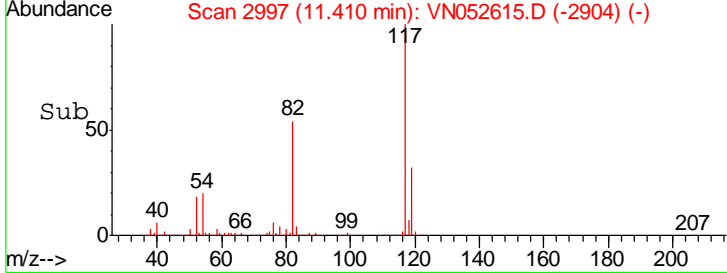
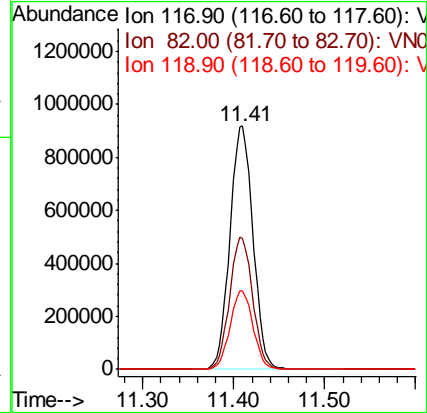
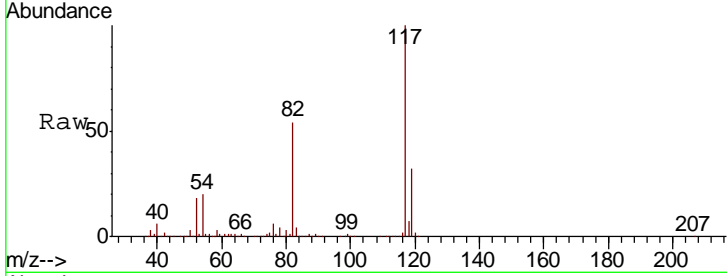


#63
 Chlorobenzene-d5
 Concen: 50.000 ug/l
 RT: 11.41 min Scan# 2997
 Delta R.T. -0.00 min
 Lab File: VN052615.D
 Acq: 30 Nov 2018 18:54

Instrument :
 MSVOA_N
 ClientSampleId :
 AU-06-112918

Tgt Ion: 117 Resp: 1619779

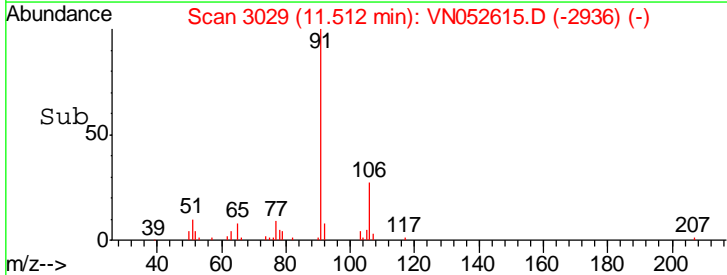
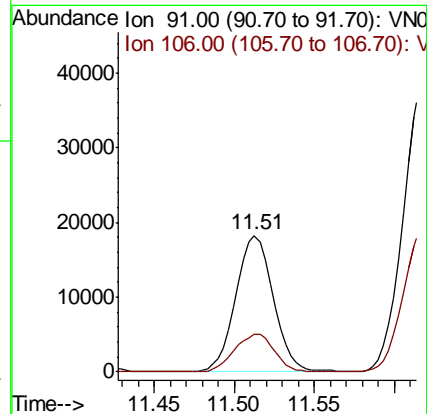
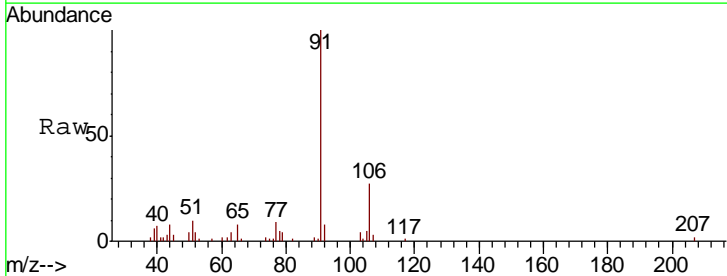
Ion	Ratio	Lower	Upper
117	100		
82	54.0	43.6	65.4
119	32.1	25.4	38.2

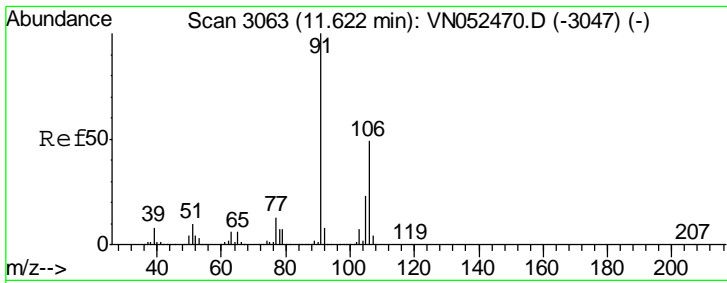


#67
 Ethyl Benzene
 Concen: 0.498 ug/l
 RT: 11.51 min Scan# 3029
 Delta R.T. -0.00 min
 Lab File: VN052615.D
 Acq: 30 Nov 2018 18:54

Tgt Ion: 91 Resp: 29136

Ion	Ratio	Lower	Upper
91	100		
106	27.1	24.9	37.3

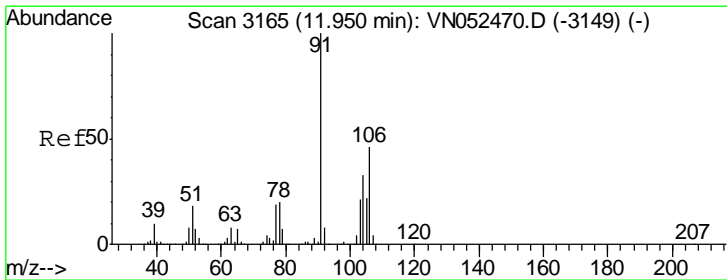
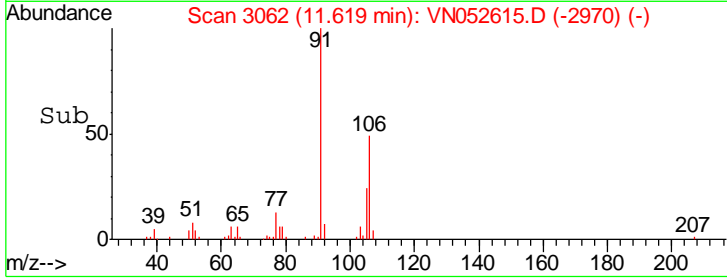
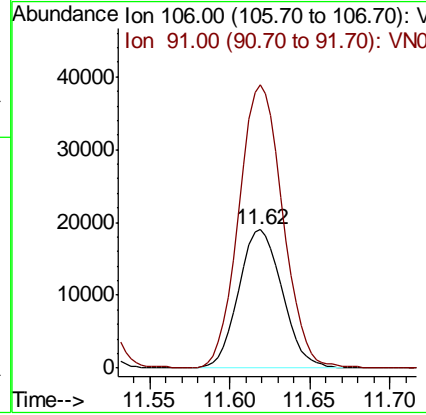
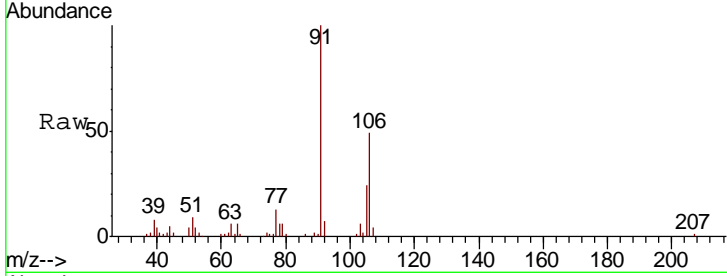




#68
 m/p-Xylenes
 Concen: 1.625 ug/l
 RT: 11.62 min Scan# 3062
 Delta R.T. -0.00 min
 Lab File: VN052615.D
 Acq: 30 Nov 2018 18:54

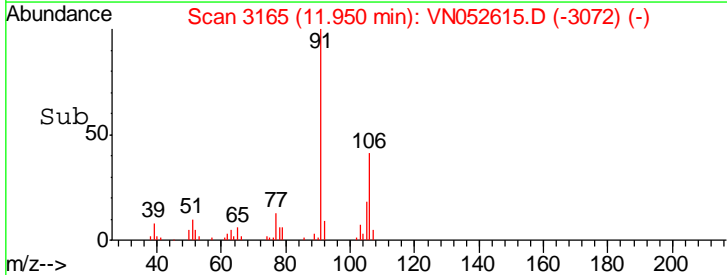
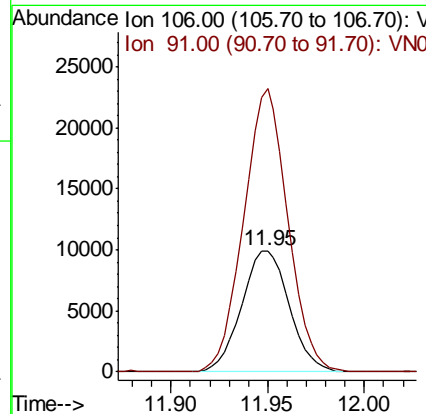
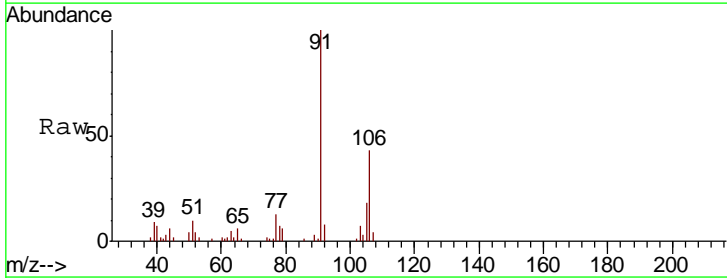
Instrument :
 MSVOA_N
 ClientSampled :
 AU-06-112918

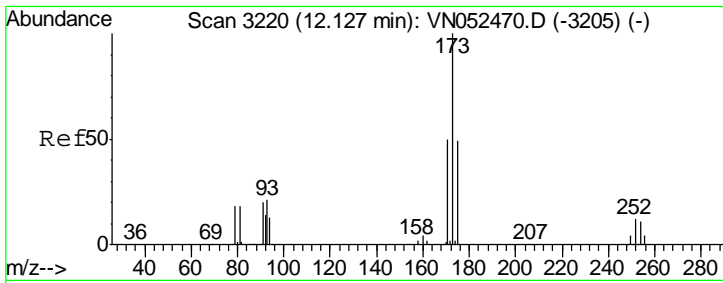
Tgt Ion:106 Resp: 35377
 Ion Ratio Lower Upper
 106 100
 91 206.1 163.2 244.8



#69
 o-Xylene
 Concen: 0.801 ug/l
 RT: 11.95 min Scan# 3165
 Delta R.T. -0.00 min
 Lab File: VN052615.D
 Acq: 30 Nov 2018 18:54

Tgt Ion:106 Resp: 16927
 Ion Ratio Lower Upper
 106 100
 91 217.6 107.7 323.1

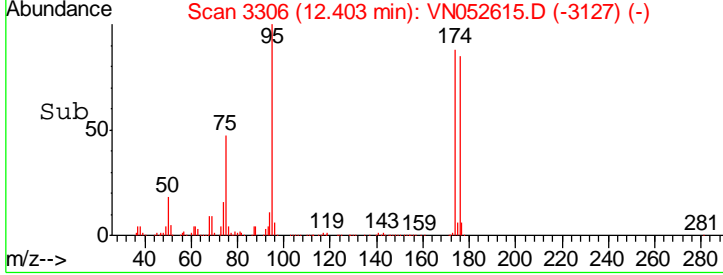
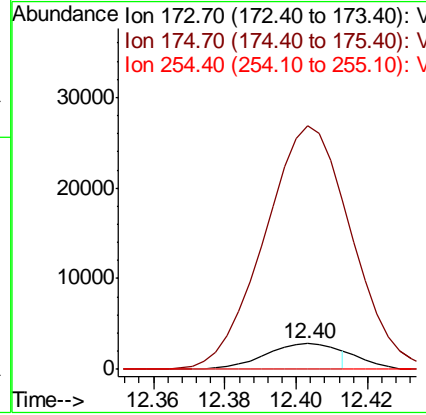
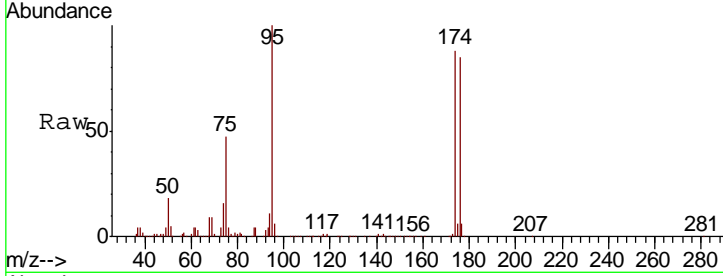




#71
 Bromoform
 Concen: 0.529 ug/l
 RT: 12.40 min Scan# 3306
 Delta R.T. 0.28 min
 Lab File: VN052615.D
 Acq: 30 Nov 2018 18:54

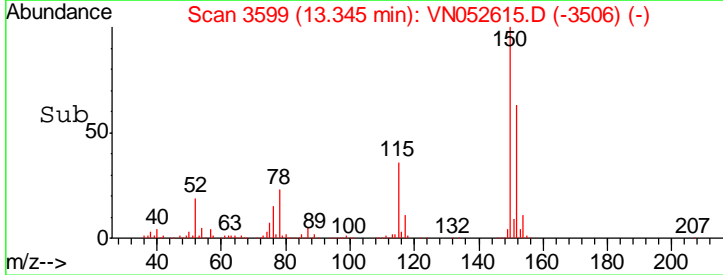
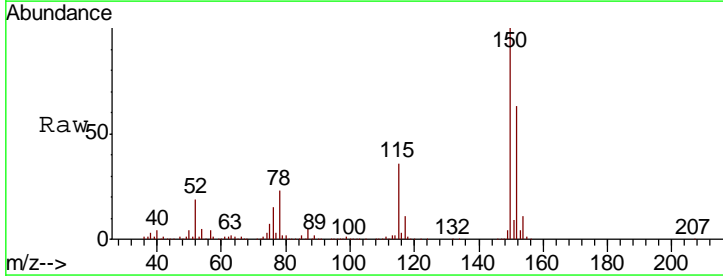
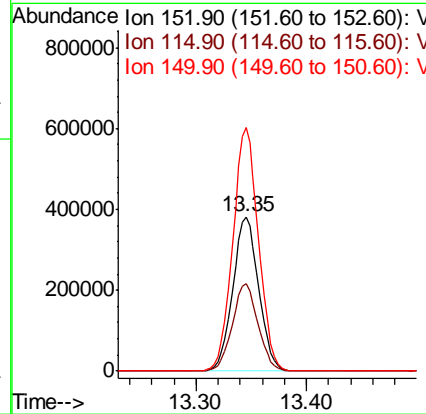
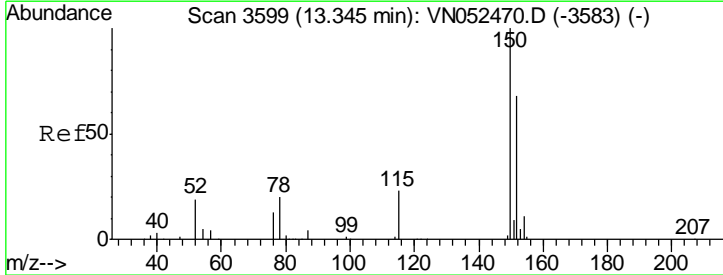
Instrument : MSVOA_N
 ClientSampled : AU-06-112918

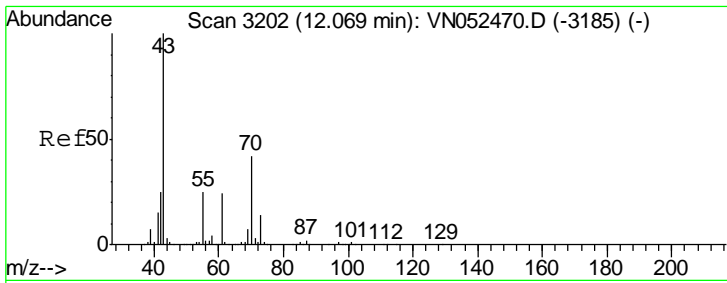
Tgt Ion	Resp	Lower	Upper
173	4068		
175	934.1	24.4	73.2#
254	0.0	0.1	0.1#



#72
 1,4-Dichlorobenzene-d4
 Concen: 50.000 ug/l
 RT: 13.35 min Scan# 3599
 Delta R.T. -0.00 min
 Lab File: VN052615.D
 Acq: 30 Nov 2018 18:54

Tgt Ion	Resp	Lower	Upper
152	618012		
115	56.3	28.4	85.2
150	156.4	0.0	346.0

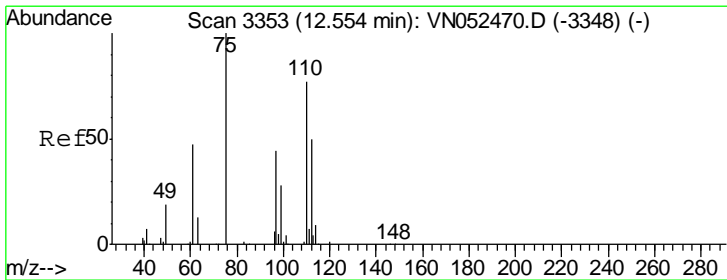
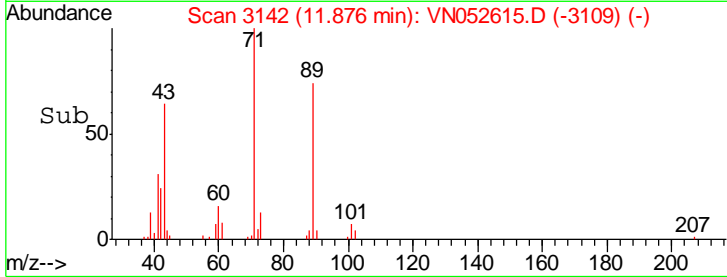
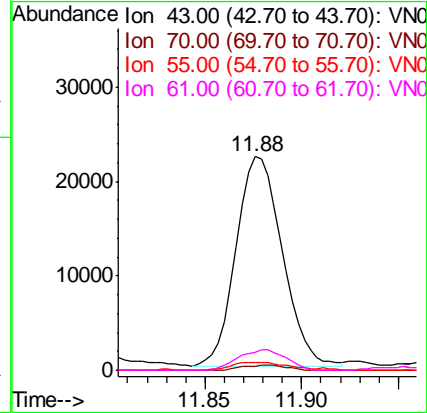
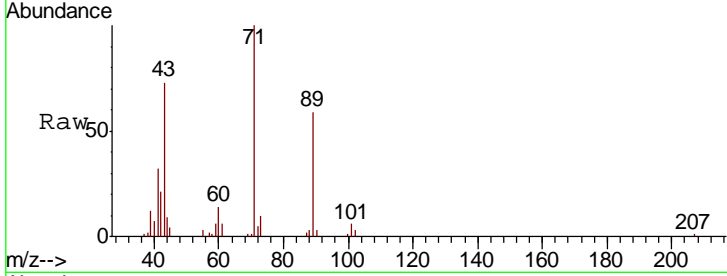




#74
 N-amyl acetate
 Concen: 3.002 ug/l
 RT: 11.88 min Scan# 3142
 Delta R.T. -0.19 min
 Lab File: VN052615.D
 Acq: 30 Nov 2018 18:54

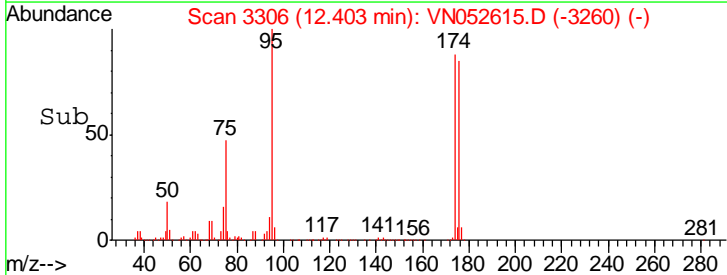
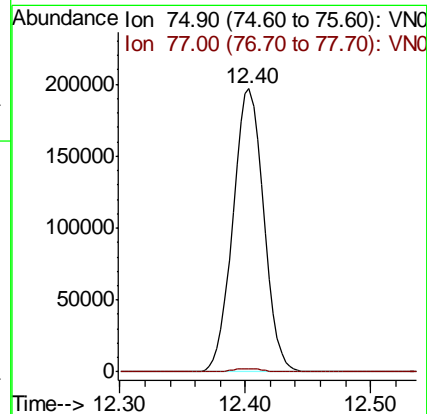
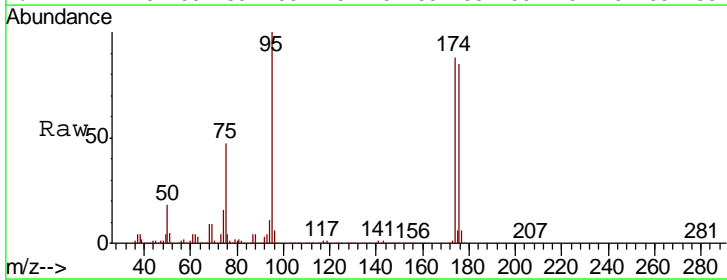
Instrument :
 MSVOA_N
 ClientSampled :
 AU-06-112918

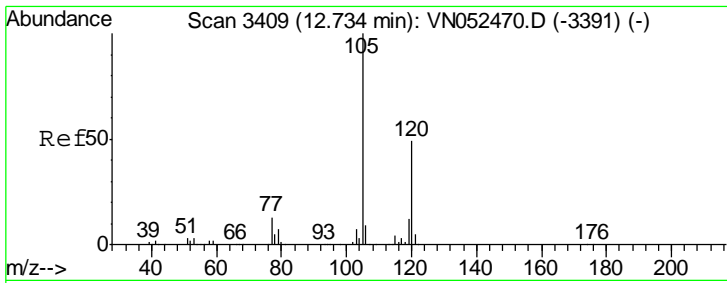
Tgt Ion	Resp	Lower	Upper
43	36773		
70	2.4	33.8	50.8#
55	4.7	20.0	30.0#
61	9.9	19.7	29.5#



#76
 1,2,3-Trichloropropane
 Concen: 35.158 ug/l
 RT: 12.40 min Scan# 3306
 Delta R.T. -0.15 min
 Lab File: VN052615.D
 Acq: 30 Nov 2018 18:54

Tgt Ion	Resp	Lower	Upper
75	335063		
77	1.3	0.0	0.0#

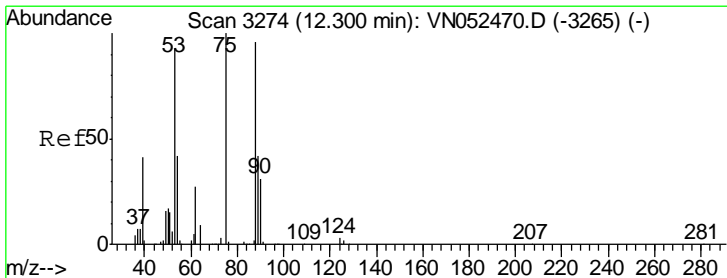
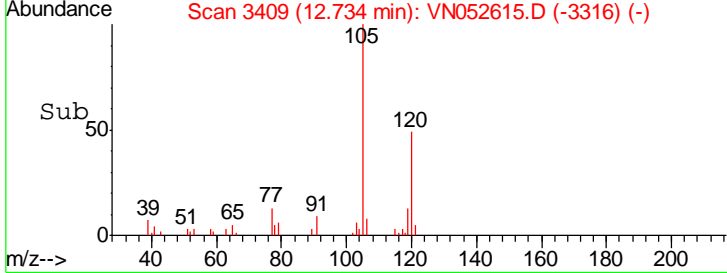
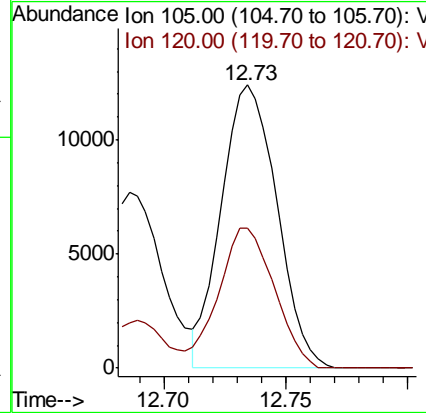
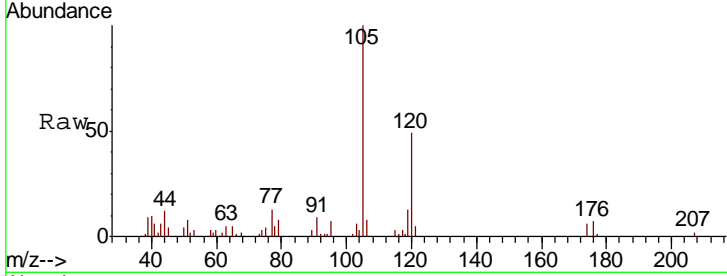




#80
 1,3,5-Trimethylbenzene
 Concen: 0.509 ug/l
 RT: 12.73 min Scan# 3409
 Delta R.T. -0.00 min
 Lab File: VN052615.D
 Acq: 30 Nov 2018 18:54

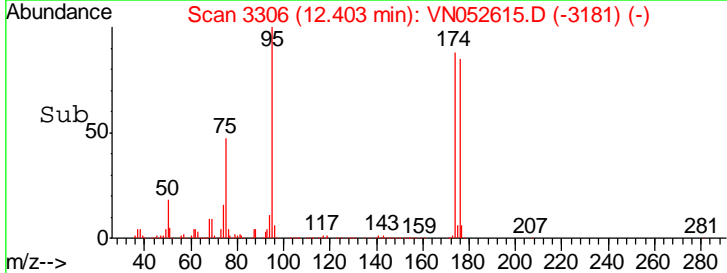
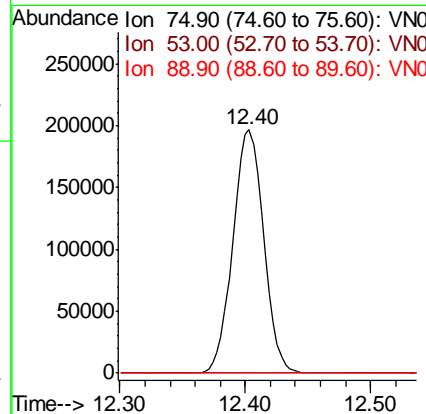
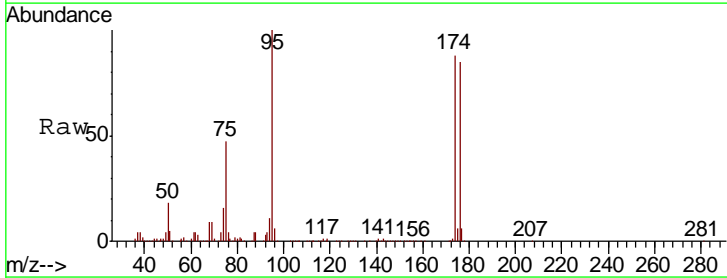
Instrument :
 MSVOA_N
 ClientSampleId :
 AU-06-112918

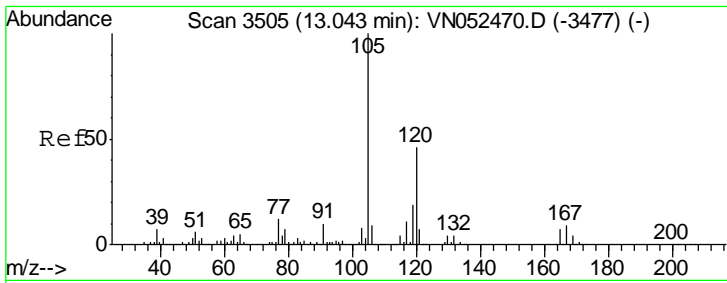
Tgt Ion	Resp	Lower	Upper
105	19682		
120	49.6	24.3	73.0



#81
 trans-1,4-Dichloro-2-butene
 Concen: 117.413 ug/l
 RT: 12.40 min Scan# 3306
 Delta R.T. 0.10 min
 Lab File: VN052615.D
 Acq: 30 Nov 2018 18:54

Tgt Ion	Resp	Lower	Upper
75	335063		
53	0.0	77.4	116.0#
89	0.0	35.4	53.2#

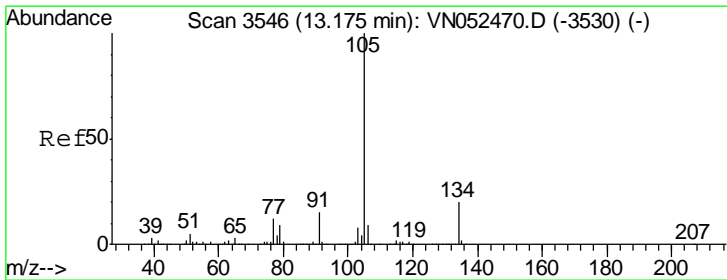
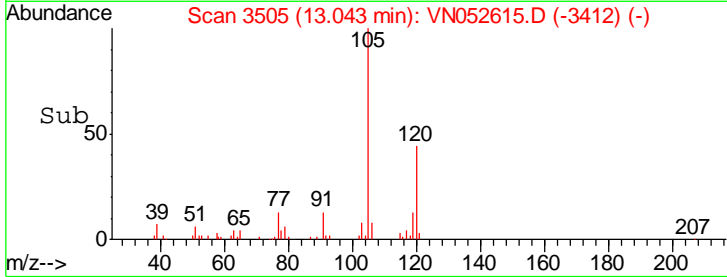
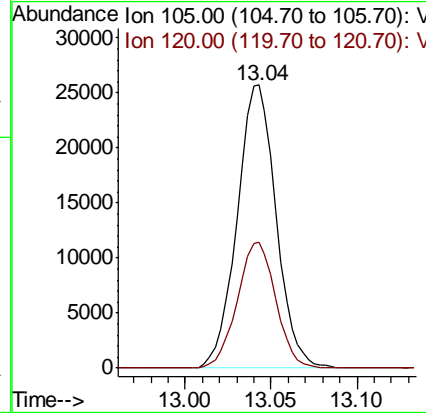
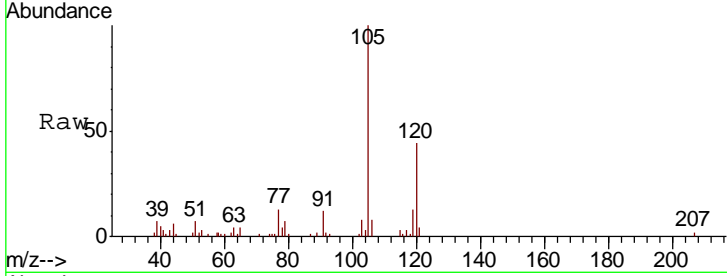




#84
 1,2,4-Trimethylbenzene
 Concen: 1.047 ug/l
 RT: 13.04 min Scan# 3505
 Delta R.T. -0.00 min
 Lab File: VN052615.D
 Acq: 30 Nov 2018 18:54

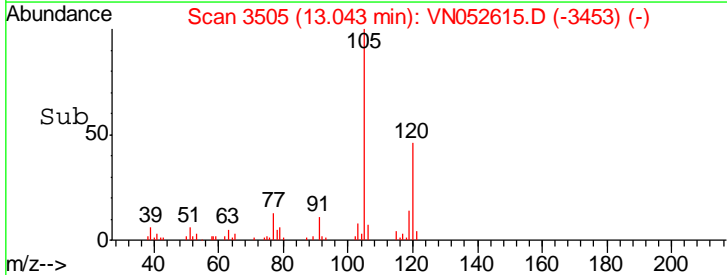
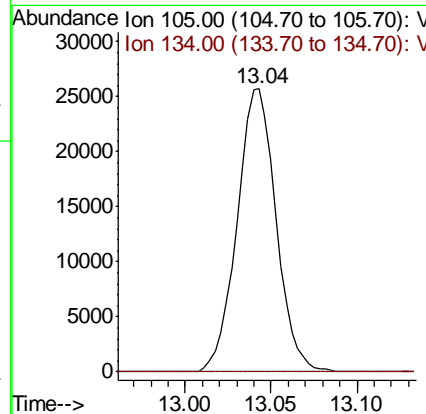
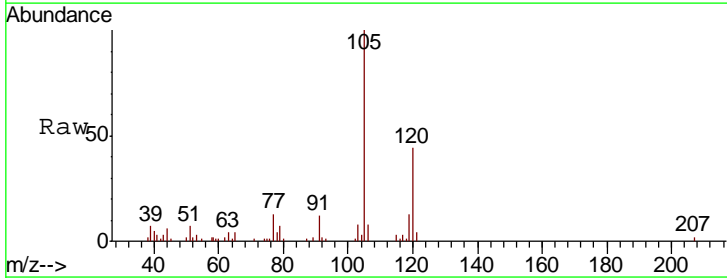
Instrument : MSVOA_N
 ClientSampled : AU-06-112918

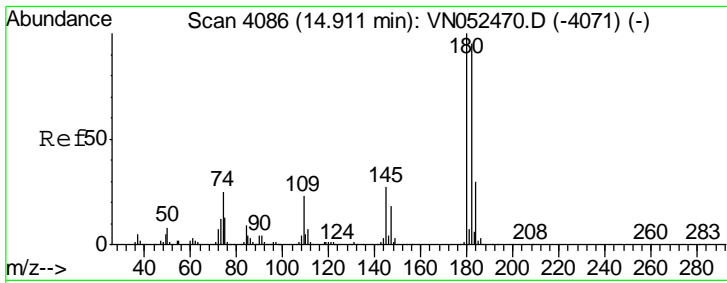
Tgt Ion	Resp	Lower	Upper
105	100		
120	43.9	22.8	68.4



#85
 sec-Butylbenzene
 Concen: 0.864 ug/l
 RT: 13.04 min Scan# 3505
 Delta R.T. -0.13 min
 Lab File: VN052615.D
 Acq: 30 Nov 2018 18:54

Tgt Ion	Resp	Lower	Upper
105	100		
134	0.0	9.9	29.7#

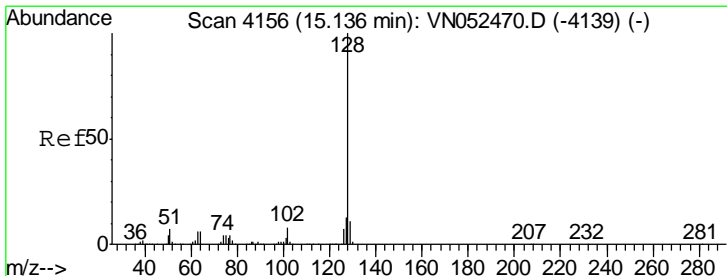
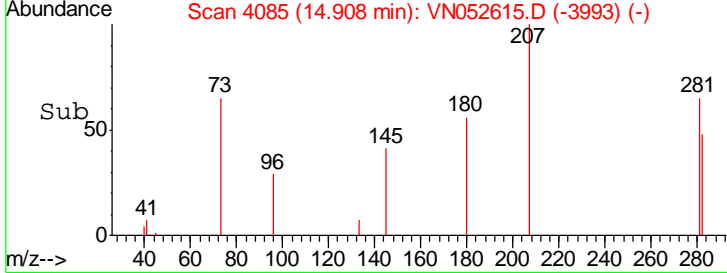
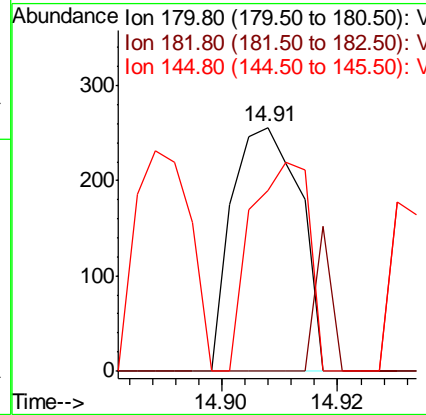
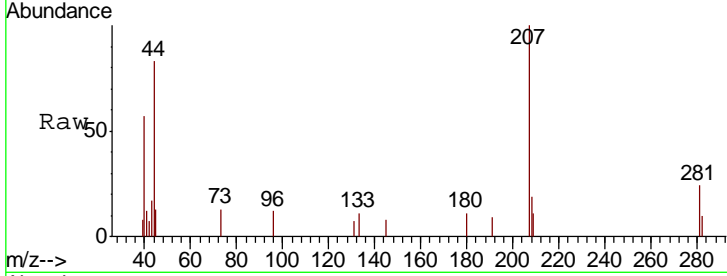




#93
 1,2,4-Trichlorobenzene
 Concen: 2.847 ug/l
 RT: 14.91 min Scan# 4085
 Delta R.T. -0.00 min
 Lab File: VN052615.D
 Acq: 30 Nov 2018 18:54

Instrument :
 MSVOA_N
 ClientSampled :
 AU-06-112918

Tgt Ion	Resp	Lower	Upper
180	100		
182	13.9	47.8	143.4#
145	73.1	14.1	42.3#



#95
 Naphthalene
 Concen: 3.807 ug/l
 RT: 15.14 min Scan# 4156
 Delta R.T. 0.00 min
 Lab File: VN052615.D
 Acq: 30 Nov 2018 18:54

Tgt Ion	Resp	Lower	Upper
128	100		
127	14.2	10.2	15.2
129	9.6	8.7	13.1

