LSC Area Percent Report

Data Path : Z:\voasrv\HPCHEM1\MSVOA_U\Data\VU012825\
Data File : VU063079.D
Acq On : 28 Jan 2025 20:12
Operator : MD/SY
Sample : Q1191-08
Misc : 25mL/MSVOA_U/WATER
ALS Vial : 23 Sample Multiplier: 1

Instrument :
MSVOA_U
ClientSampleId :
VHBLK001

Integration Parameters: rteint.p
Integrator: RTE
Smoothing : ON Filtering: 5
Sampling : 1 Min Area: 3 % of largest Peak
Start Thrs: 0.1 Max Peaks: 100
Stop Thrs : 0 Peak Location: TOP

If leading or trailing edge < 100 prefer < Baseline drop else tangent >
Peak separation: 5

Method : Z:\voasrv\HPCHEM1\MSVOA_U\Method\SFAMUTR012725WMA.M
Title : TRACE VOA SFAM1.0

Signal : TIC: VU063079.D\data.ms

peak #	R.T. min	first scan	max scan	last scan	PK TY	peak height	corr. area	corr. % max.	% of total
1	1.460	45	53	73	rBV	49249	81321	23.19%	2.555%
2	1.592	84	94	107	rVB	24611	32522	9.28%	1.022%
3	1.904	182	191	203	rBV	19610	25783	7.35%	0.810%
4	2.557	381	394	408	rBV	56631	92697	26.44%	2.912%
5	3.171	574	585	600	rBB3	3671	7756	2.21%	0.244%
6	4.608	1023	1032	1068	rBV2	54282	139753	39.86%	4.391%
7	5.049	1155	1169	1187	rBV	75194	168028	47.93%	5.279%
8	5.714	1356	1376	1400	rBV2	124176	341695	97.46%	10.736%
9	6.238	1526	1539	1564	rBV	142088	277286	79.09%	8.712%
10	6.679	1664	1676	1695	rBV2	80150	157916	45.04%	4.961%
11	7.557	1937	1949	1971	rBV2	45343	84220	24.02%	2.646%
12	7.888	2040	2052	2078	rBV	161071	284781	81.23%	8.947%
13	8.171	2131	2140	2158	rBV2	29401	51536	14.70%	1.619%
14	8.624	2270	2281	2312	rBV	148189	301427	85.98%	9.470%
15	9.409	2513	2525	2549	rBV	182085	314031	89.57%	9.866%
16	10.746	2929	2941	2964	rBB	72478	120757	34.44%	3.794%
17	11.804	3256	3270	3293	rBV	207997	350598	100.00%	11.015%
18	12.074	3345	3354	3361	rBV6	2250	4332	1.24%	0.136%
19	12.184	3375	3388	3410	rBV	176705	303494	86.56%	9.535%
20	15.479	4404	4413	4424	rBV2	3607	5956	1.70%	0.187%
21	16.228	4635	4646	4659	rBV2	15738	27649	7.89%	0.869%
22	16.486	4719	4726	4737	rVB2	6269	9304	2.65%	0.292%

Sum of corrected areas: 3182842

Data Path : Z:\voasrv\HPCHEM1\MSVOA_U\Data\VU012825\
Data File : VU063079.D
Acq On : 28 Jan 2025 20:12
Operator : MD/SY
Sample : Q1191-08
Misc : 25mL/MSVOA_U/WATER
ALS Vial : 23 Sample Multiplier: 1

Instrument :
MSVOA_U
ClientSampleId :
VHBLK001

Quant Method : Z:\voasrv\HPCHEM1\MSVOA_U\Method\SFAMUTR012725WMA.M
Quant Title : TRACE VOA SFAM1.0

TIC Library : C:\Database\NIST20.L
TIC Integration Parameters: LSCINT.P

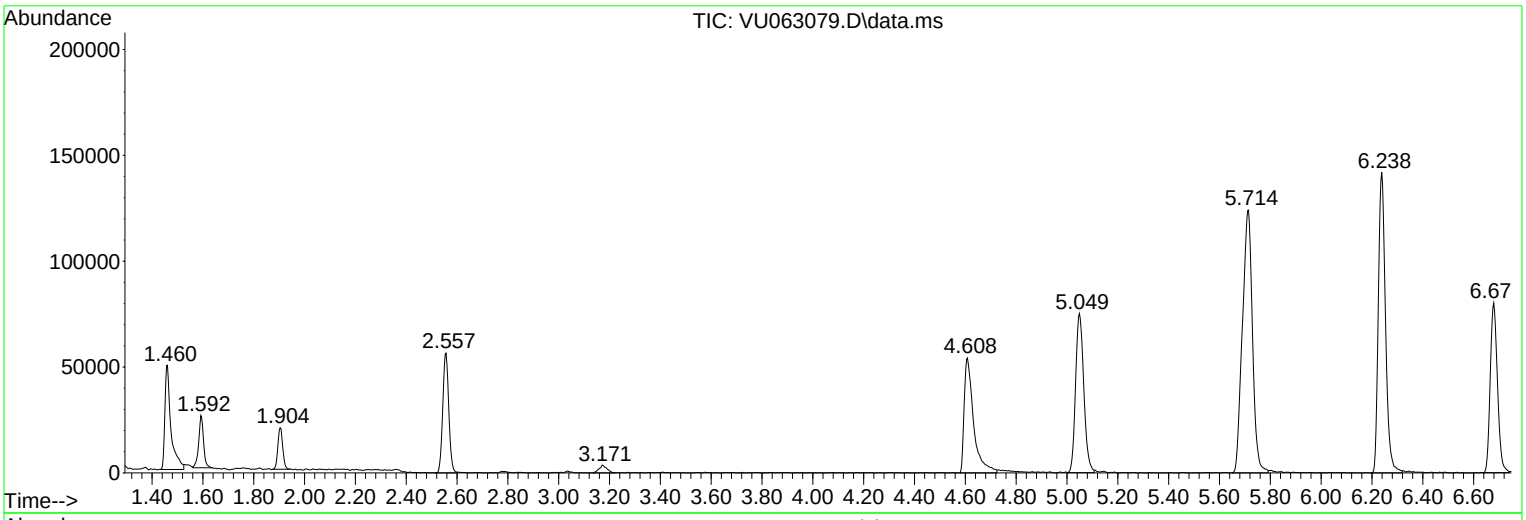

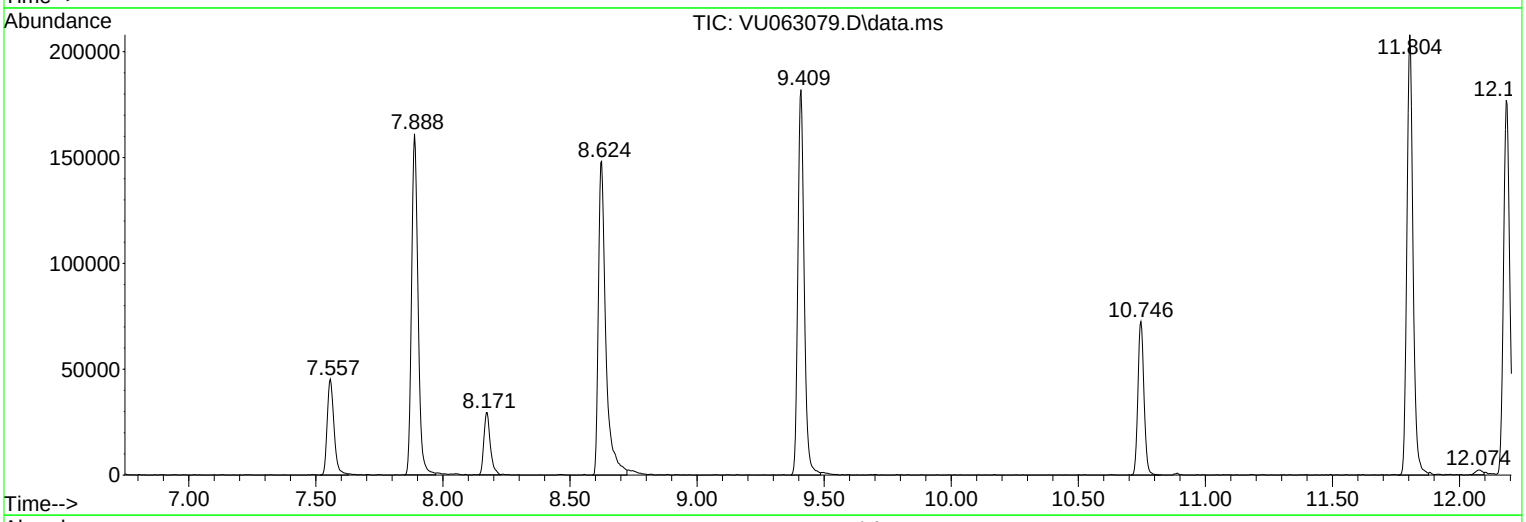

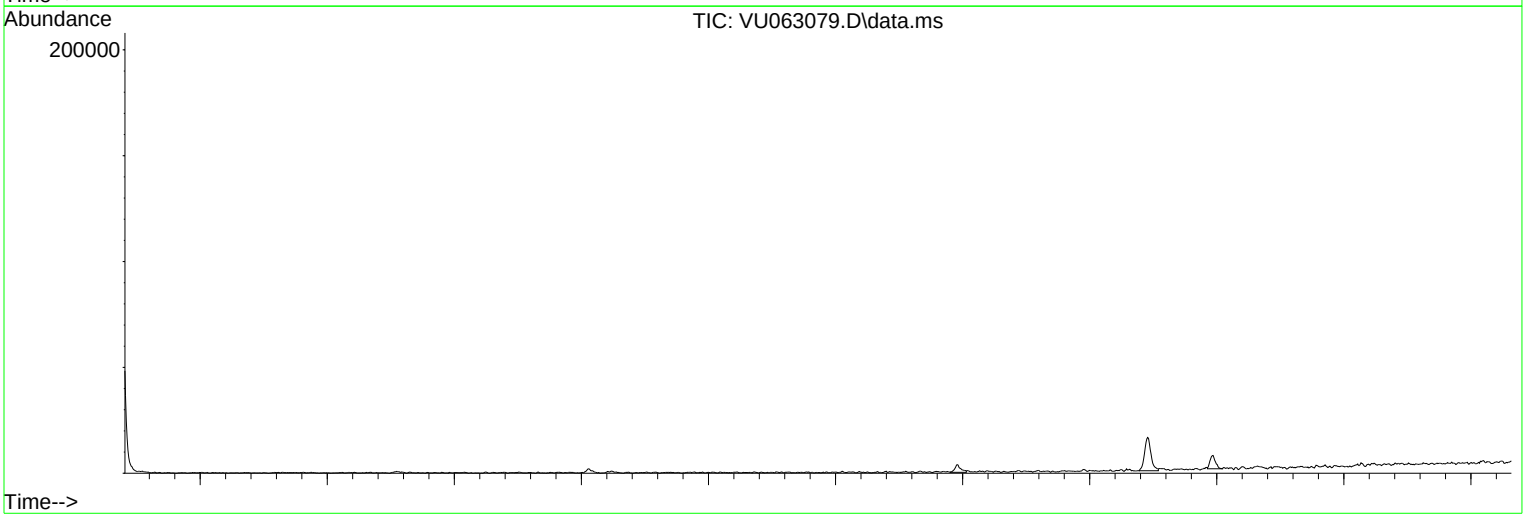

Library Search Compound Report

Data Path : Z:\voasrv\HPCHEM1\MSVOA_U\Data\VU012825\
Data File : VU063079.D
Acq On : 28 Jan 2025 20:12
Operator : MD/SY
Sample : Q1191-08
Misc : 25mL/MSVOA_U/WATER
ALS Vial : 23 Sample Multiplier: 1

Instrument :
MSVOA_U
ClientSampleId :
VHBLK001

Quant Method : Z:\voasrv\HPCHEM1\MSVOA_U\Method\SFAMUTR012725WMA.M
Quant Title : TRACE VOA SFAM1.0

TIC Library : C:\Database\NIST20.L
TIC Integration Parameters: LSCINT.P

No Library Search Compounds Detected
****

Tentatively Identified Compound (LSC) summary

Data Path : Z:\voasrv\HPCHEM1\MSVOA_U\Data\VU012825\
Data File : VU063079.D
Acq On : 28 Jan 2025 20:12
Operator : MD/SY
Sample : Q1191-08
Misc : 25mL/MSVOA_U/WATER
ALS Vial : 23 Sample Multiplier: 1

Instrument :
MSVOA_U
ClientSampleId :
VHBLK001

Quant Method : Z:\voasrv\HPCHEM1\MSVOA_U\Method\SFAMUTR012725WMA.M
Quant Title : TRACE VOA SFAM1.0

TIC Library : C:\Database\NIST20.L
TIC Integration Parameters: LSCINT.P

						Internal Standard			
TIC Top Hit name	RT	EstConc	Units	Response	#	RT	Resp	Conc